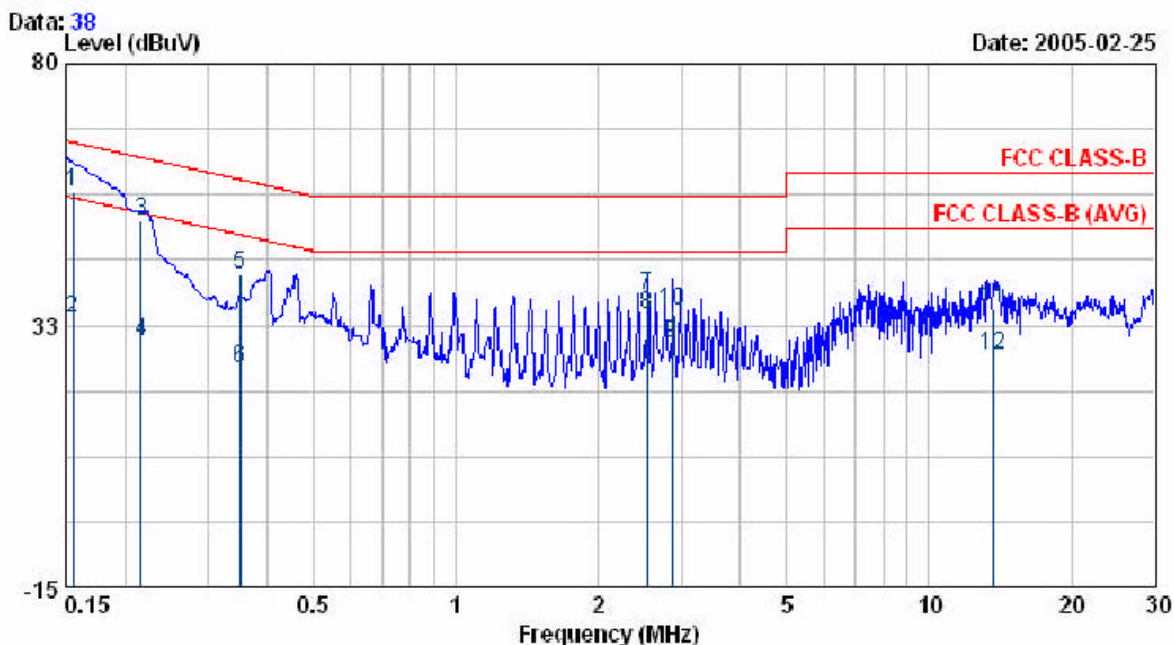


Test mode 2: Transmit/ Receive (DC 5V from pc system)

EUT : IP802SM V2  
 Power : AC 110V  
 Test Mode : 802.11b CH LO  
 Memo : DC 5V(USB)

Pol/Phase : NEUTRAL  
 Temperature : 26 °C  
 Humidity : 65 %



Freq	Read Level	Factor	Level	Limit	Over Limit	Remark
MHz	dBuV	dB	dBuV	dBuV	dBuV	
0.156	56.32	0.27	56.59	65.69	-9.10	QP
0.156	33.39	0.27	33.66	55.69	-22.03	AVERAGE
0.216	51.18	0.23	51.41	62.96	-11.55	QP
0.216	29.48	0.23	29.71	52.96	-23.25	AVERAGE
0.350	41.26	0.44	41.70	58.97	-17.27	QP
0.350	24.27	0.44	24.71	48.97	-24.26	AVERAGE
2.536	37.43	0.50	37.93	56.00	-18.07	QP
2.536	34.04	0.50	34.54	46.00	-11.46	AVERAGE
2.869	28.76	0.50	29.26	46.00	-16.74	AVERAGE
2.869	34.45	0.50	34.95	56.00	-21.05	QP
13.679	34.62	0.73	35.35	60.00	-24.65	QP
13.679	26.31	0.73	27.04	50.00	-22.96	AVERAGE

Remarks: 1. Level = Read Level + Factor  
 2. Factor = LISN(ISN) Factor + Cable Loss

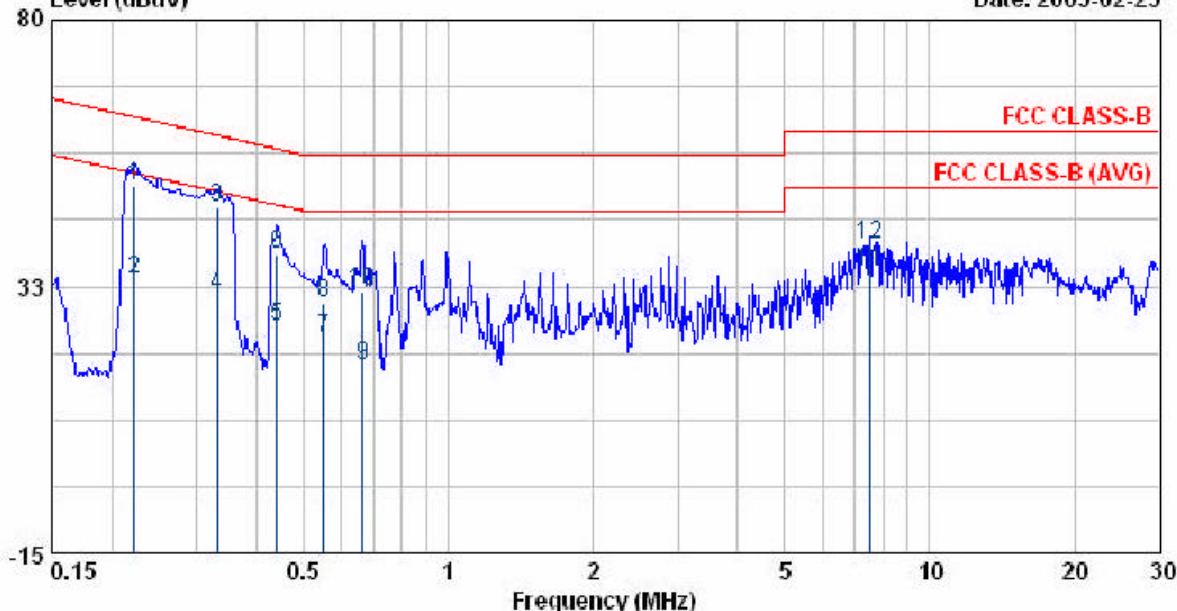
EUT : IP802SM V2  
 Power : AC 110W  
 Test Mode : 802.11b CH L0  
 Memo : DC 5V(USB)

Pol/Phase : LINE  
 Temperature : 26 °C  
 Humidity : 65 %

Data: 39

Level (dBuV)

Date: 2005-02-25

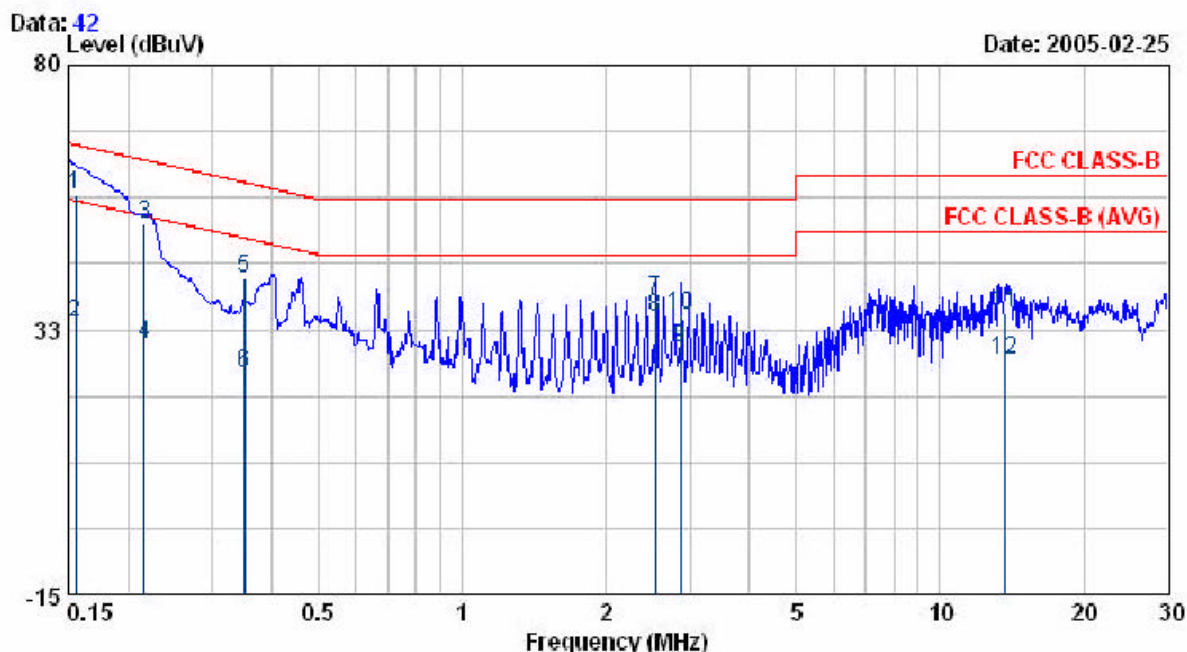


Freq MHz	Read Level dBuV	Factor dB	Level dBuV	Limit dBuV	Over Limit dBuV	Remark
0.222	50.34	0.25	50.59	62.73	-12.14	QP
0.222	33.57	0.25	33.82	52.73	-18.91	AVERAGE
0.330	46.24	0.42	46.66	59.44	-12.78	QP
0.330	30.60	0.42	31.02	49.44	-18.42	AVERAGE
0.440	24.90	0.49	25.39	47.07	-21.68	AVERAGE
0.440	37.89	0.49	38.38	57.07	-18.69	QP
0.550	22.94	0.47	23.41	46.00	-22.59	AVERAGE
0.550	29.16	0.47	29.63	56.00	-26.37	QP
0.665	17.98	0.44	18.42	46.00	-27.58	AVERAGE
0.665	31.23	0.44	31.67	56.00	-24.33	QP
7.511	34.72	0.43	35.15	50.00	-14.85	AVERAGE
7.511	39.51	0.43	39.94	60.00	-20.06	QP

Remarks: 1. Level = Read Level + Factor  
 2. Factor = LISN(ISN) Factor + Cable Loss

EUT : IP802SM V2  
 Power : AC 110V  
 Test Mode : 802.11b CH MID  
 Memo : DC 5V(USB)

Pol/Phase : NEUTRAL  
 Temperature : 26 °C  
 Humidity : 65 %



Freq MHz	Read Level dBuV	Factor dB	Level dBuV	Limit dBuV	Over Limit dBuV	Remark
0.156	56.36	0.27	56.63	65.69	-9.06	QP
0.156	33.41	0.27	33.68	55.69	-22.01	AVERAGE
0.216	51.23	0.23	51.46	62.96	-11.50	QP
0.216	29.54	0.23	29.77	52.96	-23.19	AVERAGE
0.350	41.34	0.44	41.78	58.97	-17.19	QP
0.350	24.36	0.44	24.80	48.97	-24.17	AVERAGE
2.536	37.54	0.50	38.04	56.00	-17.96	QP
2.536	34.13	0.50	34.63	46.00	-11.37	AVERAGE
2.869	28.81	0.50	29.31	46.00	-16.69	AVERAGE
2.869	34.53	0.50	35.03	56.00	-20.97	QP
13.679	34.69	0.73	35.42	60.00	-24.58	QP
13.679	26.35	0.73	27.08	50.00	-22.92	AVERAGE

Remarks: 1. Level = Read Level + Factor  
 2. Factor = LISN(1SN) Factor + Cable Loss

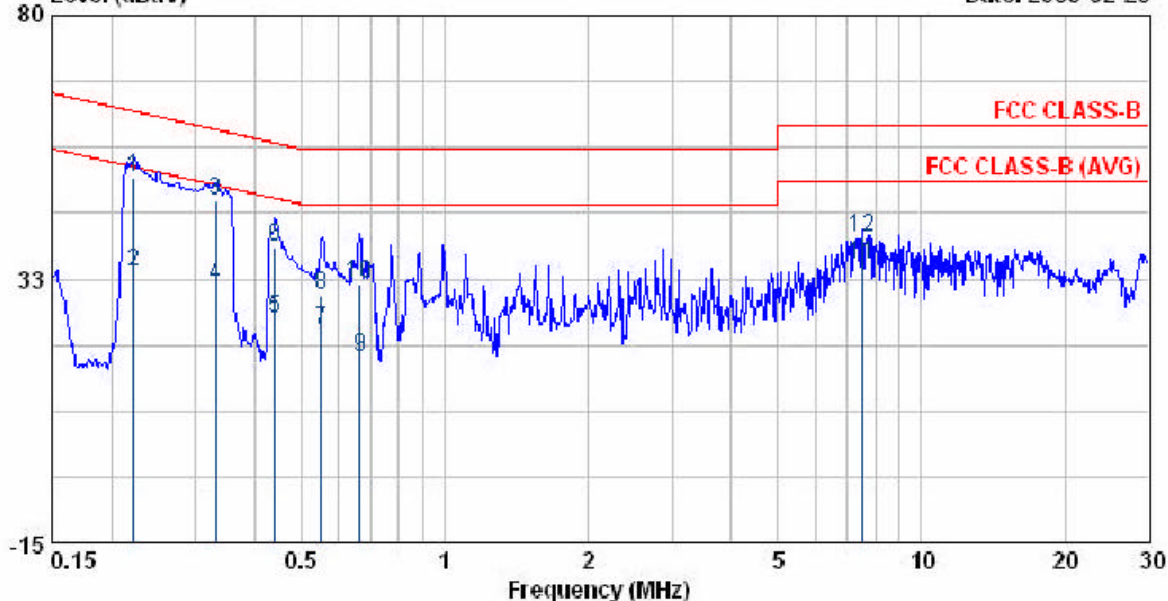
EUT : IP802SM V2  
 Power : AC 110V  
 Test Mode : 802.11b CH MID  
 Memo : DC 5V(USB)

Pol/Phase : LINE  
 Temperature : 26 °C  
 Humidity : 65 %

Data: 40

Level (dBuV)

Date: 2005-02-25



Freq	Read Level	Factor	Level	Limit	Over Limit	Remark
MHz	dBuV	dB	dBuV	dBuV	dBuV	
0.222	50.35	0.25	50.60	62.73	-12.13	QP
0.222	33.61	0.25	33.86	52.73	-18.87	AVERAGE
0.330	46.32	0.42	46.74	59.44	-12.70	QP
0.330	30.70	0.42	31.12	49.44	-18.32	AVERAGE
0.440	24.80	0.49	25.29	47.07	-21.78	AVERAGE
0.440	37.78	0.49	38.27	57.07	-18.80	QP
0.550	22.91	0.47	23.38	46.00	-22.62	AVERAGE
0.550	29.24	0.47	29.71	56.00	-26.29	QP
0.665	17.96	0.44	18.40	46.00	-27.60	AVERAGE
0.665	31.25	0.44	31.69	56.00	-24.31	QP
7.511	34.76	0.43	35.19	50.00	-14.81	AVERAGE
7.511	39.57	0.43	40.00	60.00	-20.00	QP

Remarks: 1. Level = Read Level + Factor  
 2. Factor = LISN(ISN) Factor + Cable Loss

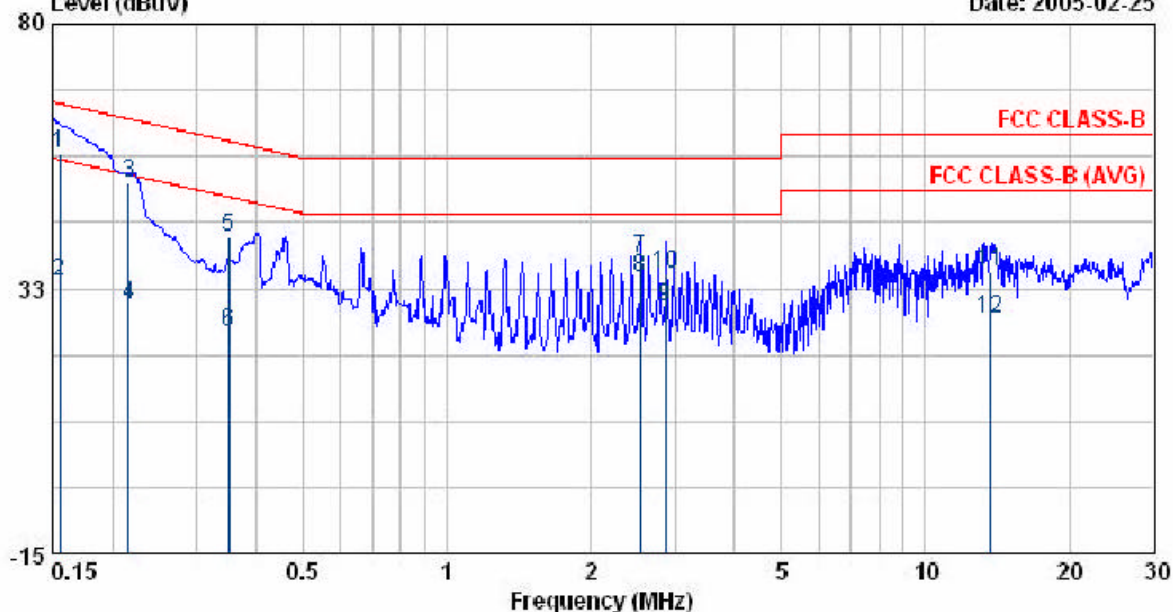
EUT : IP802SM V2  
 Power : AC 110V  
 Test Mode : 802.11b CH HI  
 Memo : DC 5V(USB)

Pol/Phase : NEUTRAL  
 Temperature : 26 °C  
 Humidity : 65 %

Data: 43

Level (dBuV)

Date: 2005-02-25



Freq	Read Level	Factor	Level	Limit	Over Limit	Remark
MHz	dBuV	dB	dBuV	dBuV	dBuV	
0.156	56.32	0.27	56.59	65.69	-9.10	QP
0.156	33.39	0.27	33.66	55.69	-22.03	AVERAGE
0.216	51.18	0.23	51.41	62.96	-11.55	QP
0.216	29.48	0.23	29.71	52.96	-23.25	AVERAGE
0.350	41.26	0.44	41.70	58.97	-17.27	QP
0.350	24.27	0.44	24.71	48.97	-24.26	AVERAGE
2.536	37.43	0.50	37.93	56.00	-18.07	QP
2.536	34.04	0.50	34.54	46.00	-11.46	AVERAGE
2.869	28.76	0.50	29.26	46.00	-16.74	AVERAGE
2.869	34.45	0.50	34.95	56.00	-21.05	QP
13.679	34.62	0.73	35.35	60.00	-24.65	QP
13.679	26.31	0.73	27.04	50.00	-22.96	AVERAGE

Remarks: 1. Level = Read Level + Factor  
 2. Factor = LISN(ISN) Factor + Cable Loss



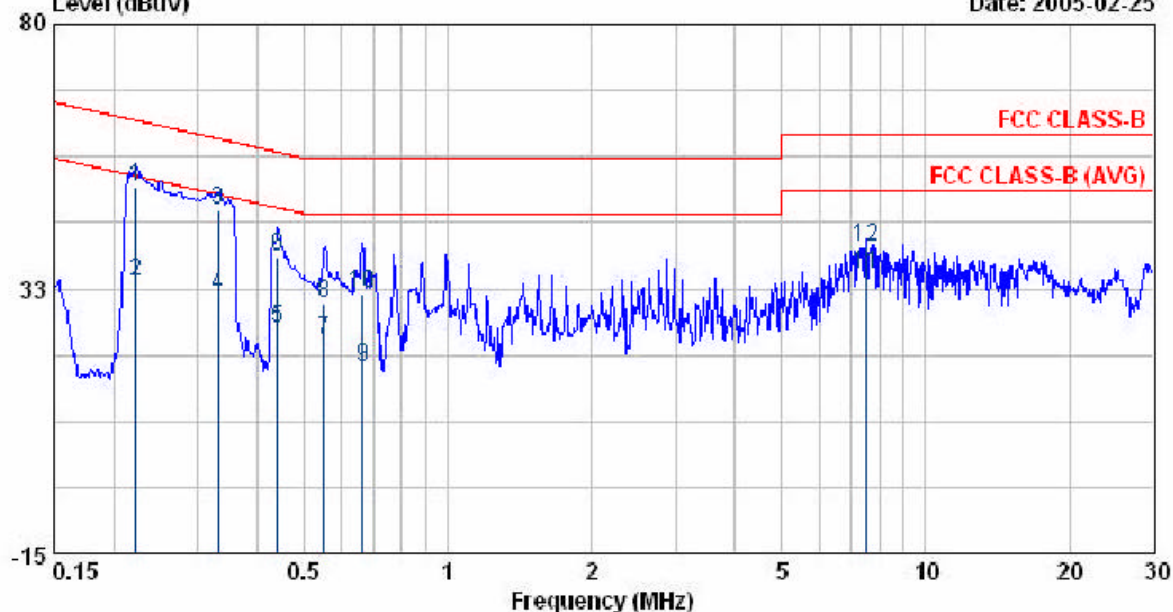
EUT : IP802SM V2  
 Power : AC 110V  
 Test Mode : 802.11b CH HI  
 Memo : DC 5V(USB)

Pol/Phase : LINE  
 Temperature : 26 °C  
 Humidity : 65 %

Data: 41

Level (dBuV)

Date: 2005-02-25



Freq	Read Level	Factor	Level	Limit	Over Limit	Remark
MHz	dBuV	dB	dBuV	dBuV	dBuV	
0.222	50.37	0.25	50.62	62.73	-12.11	QP
0.222	33.63	0.25	33.88	52.73	-18.85	AVERAGE
0.330	46.35	0.42	46.77	59.44	-12.67	QP
0.330	30.73	0.42	31.15	49.44	-18.29	AVERAGE
0.440	24.83	0.49	25.32	47.07	-21.75	AVERAGE
0.440	37.71	0.49	38.20	57.07	-18.87	QP
0.550	22.98	0.47	23.40	46.00	-22.60	AVERAGE
0.550	29.31	0.47	29.78	56.00	-26.22	QP
0.665	17.91	0.44	18.35	46.00	-27.65	AVERAGE
0.665	31.33	0.44	31.77	56.00	-24.23	QP
7.511	34.72	0.43	35.15	50.00	-14.85	AVERAGE
7.511	39.58	0.43	40.01	60.00	-19.99	QP

Remarks: 1. Level = Read Level + Factor  
 2. Factor = LISN(ISN) Factor + Cable Loss