


1.1. Photographs of Conducted Emission Test Configuration

- The photographs show the configuration that generates the maximum emission.


FRONT VIEW



REAR VIEW




SIDE VIEW



1.2. Photographs of Radiated Emission Test Configuration

- The photographs show the configuration that generates the maximum emission.

FRONT VIEW



REAR VIEW

