

APPLICATION FOR CERTIFICATION

On Behalf of

Mad Catz, Inc.

Rock Band Wireless Fender Stratocaster Guitar Controller for Xbox 360

Model Number: 98561 (RB3)

FCC ID: P25SU98561Y2510C

Prepared for : Mad Catz, Inc.
7480 Mission Valley Road, Suite 101, San Diego,
California, 92108

Prepared By : Audix Technology (Shenzhen) Co., Ltd.
No. 6, Ke Feng Rd., 52 Block,
Shenzhen Science & Industrial Park,
Nantou, Shenzhen, Guangdong, China

Tel: (0755) 26639496

Report Number : ACS-F10149
Date of Test : Jun.29~Jul.05, 2010
Date of Report : Jul.05, 2010

TABLE OF CONTENTS

Description	Page
1. SUMMARY OF STANDARDS AND RESULTS	1-1
1.1. Description of Standards and Results.....	1-1
2. GENERAL INFORMATION	2-1
2.1. Description of Device (EUT)	2-1
2.2. Test Facility.....	2-2
2.3. Test Uncertainty (95% confidence levels, k=2).....	2-2
3. POWER LINE CONDUCTED EMISSION TEST.....	3-1
4. RADIATED EMISSION TEST.....	4-1
4.1. Test Equipment	4-1
4.2. Block Diagram of Test Setup.....	4-1
4.3. Radiated Emission Limit.....	4-2
4.4. EUT Configuration on Test.....	4-2
4.5. Operating Condition of EUT.....	4-3
4.6. Test Procedure.....	4-3
4.7. Radiated Emission Test Results	4-3
5. CARRIER FREQUENCY SEPARATION TEST.....	5-20
5.1. Test Equipment	5-20
5.2. Limit.....	5-20
5.3. Test Results	5-20
6. 20 DB BANDWIDTH TEST	6-1
6.1. Test Equipment	6-1
6.2. Limit.....	6-1
6.3. Test Results	6-1
7. NUMBER OF HOPPING FREQUENCY TEST.....	7-1
7.1. Test Equipment	7-1
7.2. Limit.....	7-1
7.3. Test Results	7-1
8. DWELL TIME.....	8-1
8.1. Test Equipment	8-1
8.2. Limit.....	8-1
8.3. Test Results	8-1
9. MAXIMUM PEAK OUTPUT POWER TEST.....	9-1
9.1. Test Equipment	9-1
9.2. Limit.....	9-1
9.3. Test Procedure.....	9-1
9.4. Test Results	9-2
10. BAND EDGE COMPLIANCE TEST.....	10-1
10.1. Test Equipment	10-1
10.2. Limit.....	10-1
10.3. Test Produce	10-1
10.4. Test Results	10-2
11. DEVIATION TO TEST SPECIFICATIONS	11-1
12. PHOTOGRAPH OF TEST.....	12-1
12.1. Photos of Radiated Emission Test (In Anechoic Chamber).....	12-1
13. PHOTOGRAPH OF EUT.....	13-1

TEST REPORT CERTIFICATION

Applicant : Mad Catz, Inc.
 EUT Description : Rock Band Wireless Fender Stratocaster Guitar Controller for Xbox 360
 MODEL NO. : 98561 (RB3)
 FCC ID : P25SU98561Y2510C
 POWER SUPPLY : DC 4.5V
 TEST VOLTAGE : DC 4.5V

Test Procedure Used:

FCC Rules and Regulations Part 15 Subpart C 2008

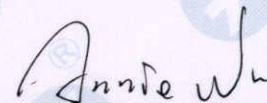
The device described above is tested by Audix Technology (Shenzhen) Co., Ltd. to determine the maximum emission levels emanating from the device. The maximum emission levels are compared to the FCC Part 15 Subpart C limits for radiated and conducted emissions.

The test results are contained in this test report and Audix Technology (Shenzhen) Co., Ltd. is assumed full responsibility for the accuracy and completeness of tests. Also, this report shows that EUT is technically compliant with FCC requirements.

This report applies to above tested sample only. This report shall not be reproduced in part without written approval of Audix Technology (Shenzhen) Co., Ltd.

Date of Test : Jun.29~Jul.05, 2010

Prepared by :



Annie Wu / Senior Assistant

Reviewer :



Jamy Yu / Supervisor

Approved & Authorized Signer :



Ken Lu / Manager

1. SUMMARY OF STANDARDS AND RESULTS

1.1. Description of Standards and Results

The EUT have been tested according to the applicable standards as referenced below.

EMISSION		
Description of Test Item	Standard	Results
Power Line Conducted Emission Test	FCC Part 15: 15.207 ANSI C63.10 :2009	N/A
Radiated Emission Test	FCC Part 15: 15.209 FCC Part 15: 15.247(d) ANSI C63.10 :2009	PASS
Carrier Frequency Separation Test	FCC Part 15: 15.247(a)(1) ANSI C63.10 :2009	PASS
20dB Bandwidth Test	FCC Part 15: 15.215 ANSI C63.10 :2009	PASS
Number Of Hopping Frequency Test	FCC Part 15: 15.247(a)(1)(iii) ANSI C63.10 :2009	PASS
Dwell Time Test	FCC Part 15: 15.247(a)(1)(iii) ANSI C63.10 :2009	PASS
Maximum Peak Output Power Test	FCC Part 15: 15.247(b)(1)\ ANSI C63.10 :2009	PASS
Band Edge Compliance Test	FCC Part 15: 15.247(d) ANSI C63.10 :2009	PASS
N/A is an abbreviation for Not Applicable.		

2. GENERAL INFORMATION

2.1. Description of Device (EUT)

Product name	:	Rock Band Wireless Fender Stratocaster Guitar Controller for Xbox 360
Model Number	:	98561 (RB3)
FCC ID	:	P25SU98561Y2510C
Operation frequency	:	2402MHz~2482MHz
Modulation	:	GMSK
Antenna	:	Integrated PCB antenna, 0dBi gain
Power Supply	:	DC 4.5V (Note: New batteries were used for all test)
Applicant	:	Mad Catz, Inc. 7480 Mission Valley Road, Suite 101, San Diego, California, 92108
Date of Test	:	Jun.29~Jul.05, 2010
Date of Receipt	:	Jun.29, 2010
Sample Type	:	Prototype production

2.2. Test Facility

Site Description

- Name of Firm : Audix Technology (Shenzhen) Co., Ltd.
No. 6, Ke Feng Rd., 52 Block, Shenzhen
Science & Industrial Park, Nantou,
Shenzhen, Guangdong, China
- 3m Anechoic Chamber : Mar.31, 2009 File on Federal
Communication Commission
Registration Number: 90454
- 3m & 10m Anechoic Chamber : Dec. 30, 2009 File on Federal
Communication Commission
Registration Number: 794232
- EMC Lab. : Accredited by DATech, German
Registration Number: DAT-P-091/99-01
Feb. 02, 2009
- Accredited by NVLAP, USA
NVLAP Code: 200372-0
Apr. 01, 2010

2.3. Test Uncertainty (95% confidence levels, k=2)

Test Item	Uncertainty
Uncertainty for Radiation Emission test in 3m chamber	4.20 dB (Polarize: V)
	4.66 dB (Polarize: H)
Uncertainty for Radiated Spurious Emission test in RF chamber	2.70 dB (Bilog antenna 30M~1000MHz)
	2.27 dB (Horn antenna 1000M~25000MHz)
Uncertainty for Temperature and humidity test	2%
	0.3°C
Uncertainty for Bandwidth test	1×10^{-9}
Uncertainty for DC power test	0.038 %
Uncertainty for test site temperature and humidity	0.3°C
	3%

3. POWER LINE CONDUCTED EMISSION TEST

According to Paragraph (f) of FCC Part 15 section 15.207, Tests to demonstrate compliance with the conducted limits are not required for devices which only employ battery power for operation and which do not operate from the AC power lines or contain provisions for operation while connected to the AC power lines.

4. RADIATED EMISSION TEST

4.1. Test Equipment

Frequency rang: 30~1000MHz

Item	Equipment	Manufacturer	Model No.	Serial No.	Last Cal.	Cal. Interval
1	3#Chamber	AUDIX	N/A	N/A	Dec.05,09	1 Year
2	EMI Spectrum	Agilent	E4407B	MY41440292	May.08, 10	1 Year
3	Test Receiver	Rohde & Schwarz	ESVS10	834468/011	May.08, 10	1 Year
4	Amplifier	HP	8447D	2648A04738	May.08, 10	1 Year
5	Bilog Antenna	Schaffner	CBL6111C	2598	Dec.14, 09	1 Year
6	RF Cable	MIYAZAKI	8D-FB	3# Chamber No.1	May.08, 10	1 Year
7	Coaxial Switch	Anritsu	MP59B	M73989	May.08, 10	1 Year

Frequency rang: above 1000MHz

Item	Equipment	Manufacturer	Model No.	Serial No.	Last Cal.	Cal. Interval
1	Spectrum Analyzer	Agilent	E4446A	US44300459	May.08, 10	1 Year
2	Horn Antenna	EMCO	3115	9607-4877	Nov.25, 09	1.5 Year
3	Horn Antenna	EMCO	3116	00060089	Nov.25, 09	1.5 Year
4	Amplifier	Agilent	8449B	3008A00863	May.08, 10	1 Year
5	RF Cable	Hubersuhner	SUCOFLEX102	28620/2	May.08, 10	1 Year
6	RF Cable	Hubersuhner	SUCOFLEX102	29091/2	May.08, 10	1 Year

4.2. Block Diagram of Test Setup

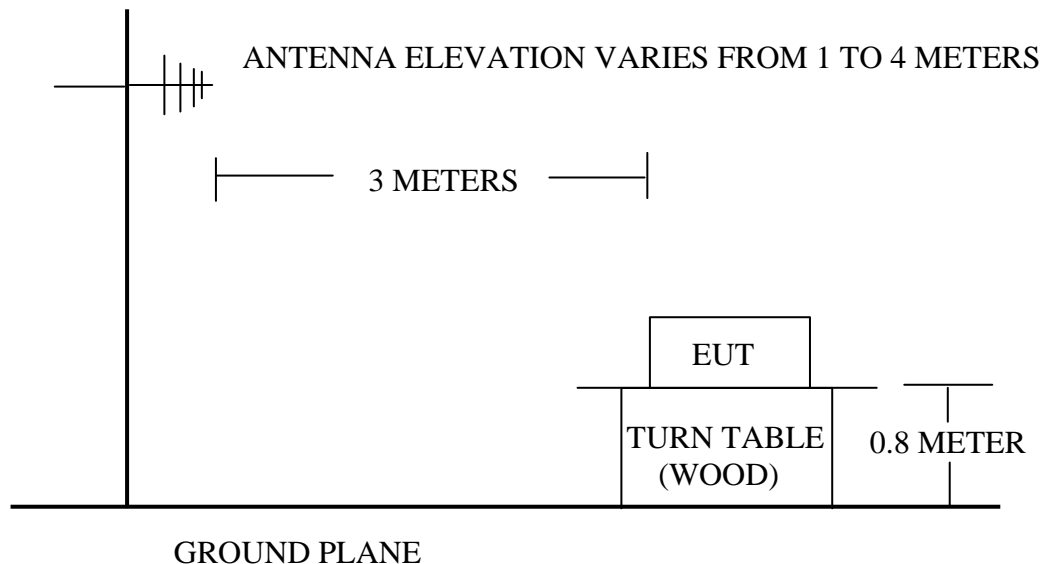
4.2.1. Block Diagram of connection between EUT and simulators



(EUT: Rock Band Wireless Fender Stratocaster Guitar Controller for Xbox 360)

4.2.2. Anechoic Chamber Setup Diagram

ANTENNA TOWER



4.3. Radiated Emission Limit

4.3.1.15.209 limits

FREQUENCY MHz	DISTANCE Meters	FIELD STRENGTHS LIMIT	
		$\mu\text{V}/\text{m}$	$\text{dB}(\mu\text{V})/\text{m}$
30 ~ 88	3	100	40.0
88 ~ 216	3	150	43.5
216 ~ 960	3	200	46.0
960 ~ 1000	3	500	54.0
Above 960MHz	3	74.0 $\text{dB}(\mu\text{V})/\text{m}$ (Peak) 54.0 $\text{dB}(\mu\text{V})/\text{m}$ (Average)	

- Remark :
- (1) Emission level $\text{dB}\mu\text{V} = 20 \log$ Emission level $\mu\text{V}/\text{m}$
 - (2) The smaller limit shall apply at the cross point between two frequency bands.
 - (3) Distance is the distance in meters between the measuring instrument, antenna and the closest point of any part of the device or system.

4.3.2. 15.205 Restricted bands of operation

MHz	MHz	MHz	GHz
0.090 - 0.110	16.42 - 16.423	399.9 - 410	4.5 - 5.15
¹ 0.495 - 0.505	16.69475 - 16.69525	608 - 614	5.35 - 5.46
2.1735 - 2.1905	16.80425 - 16.80475	960 - 1240	7.25 - 7.75
4.125 - 4.128	25.5 - 25.67	1300 - 1427	8.025 - 8.5
4.17725 - 4.17775	37.5 - 38.25	1435 - 1626.5	9.0 - 9.2
4.20725 - 4.20775	73 - 74.6	1645.5 - 1646.5	9.3 - 9.5
6.215 - 6.218	74.8 - 75.2	1660 - 1710	10.6 - 12.7
6.26775 - 6.26825	108 - 121.94	1718.8 - 1722.2	13.25 - 13.4
6.31175 - 6.31225	123 - 138	2200 - 2300	14.47 - 14.5
8.291 - 8.294	149.9 - 150.05	2310 - 2390	15.35 - 16.2
8.362 - 8.366	156.52475 - 156.52525	2483.5 - 2500	17.7 - 21.4
8.37625 - 8.38675	156.7 - 156.9	2690 - 2900	22.01 - 23.12
8.41425 - 8.41475	162.0125 - 167.17	3260 - 3267	23.6 - 24.0
12.29 - 12.293	167.72 - 173.2	3332 - 3339	31.2 - 31.8
12.51975 - 12.52025	240 - 285	3345.8 - 3358	36.43 - 36.5
12.57675 - 12.57725	322 - 335.4	3600 - 4400	(²)

All the emissions appearing within 15.205 restricted frequency bands shall not exceed the limits shown in 15.209, all the other emissions shall be at least 20dB below the fundamental emissions, or comply with 15.209 limits.

4.4. EUT Configuration on Test

The following equipment are installed on Radiated Emission Test to meet the commission requirements and operating regulations in a manner which tends to maximize its emission characteristics in normal application.

4.4.1. Rock Band Wireless Fender Stratocaster Guitar Controller for Xbox 360(EUT)

Model Number : 98561 (RB3)
Serial Number : N/A

4.4.2. Support Equipment: As Tested Supporting System Detail, in Section 2.2.

4.5. Operating Condition of EUT

- 4.5.1. Setup the EUT as shown in Section 4.2..
- 4.5.2. Turned on the power of all equipment.
- 4.5.3. Let the EUT worked in test mode (Tx Mode) and tested it.

4.6. Test Procedure

EUT and its simulators are placed on 0.8 meter high above ground. The turn table can rotate 360 degrees to determine the position of the maximum emission level. Power on the EUT and let it working in test mode, then test it. EUT is set 3 meters away from the receiving antenna, which is mounted on a antenna tower. The antenna can be moved up and down between 1 meter and 4 meters to find out the maximum emission level. Broadband antenna (calibrated bilog antenna) is used as receiving antenna. Both horizontal and vertical polarization of the antenna are set on test.

This test was performed with EUT in X, Y, Z position, and the worse case was found when EUT in X position as test photo indicated.

The bandwidth of the EMI test receiver (R&S ESVS10) is set at 120kHz for frequency range from 30MHz to 1000 MHz.

The bandwidth of the Spectrum's VBW is set at 3MHz and RBW is set at 1MHz for peak emissions measurement above 1GHz

This device is pulse modulated, a duty cycle factor was used to calculate average level based measured peak level.

The frequency range from 30MHz to 10th harmonic (25GHz) are checked. and no any emissions were found from 18GHz to 25 GHz, So the radiated emissions from 18GHz to 25GHz were not record.

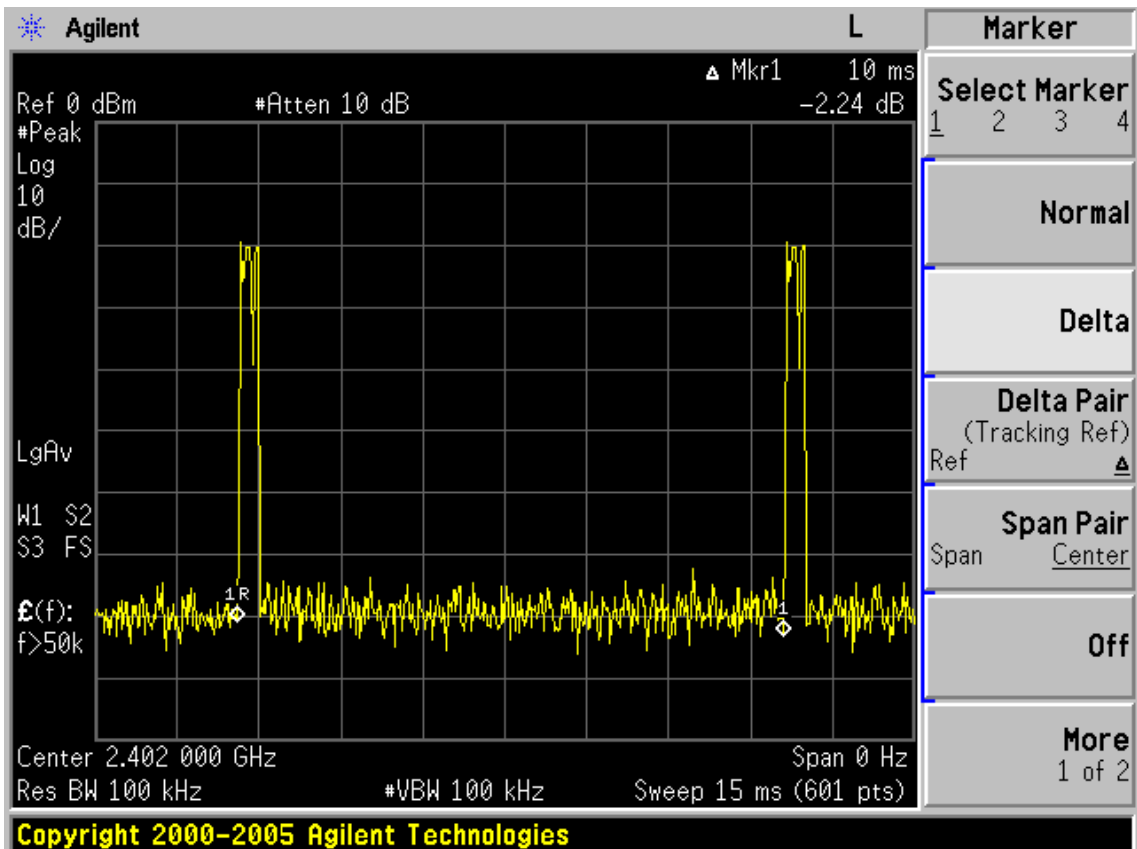
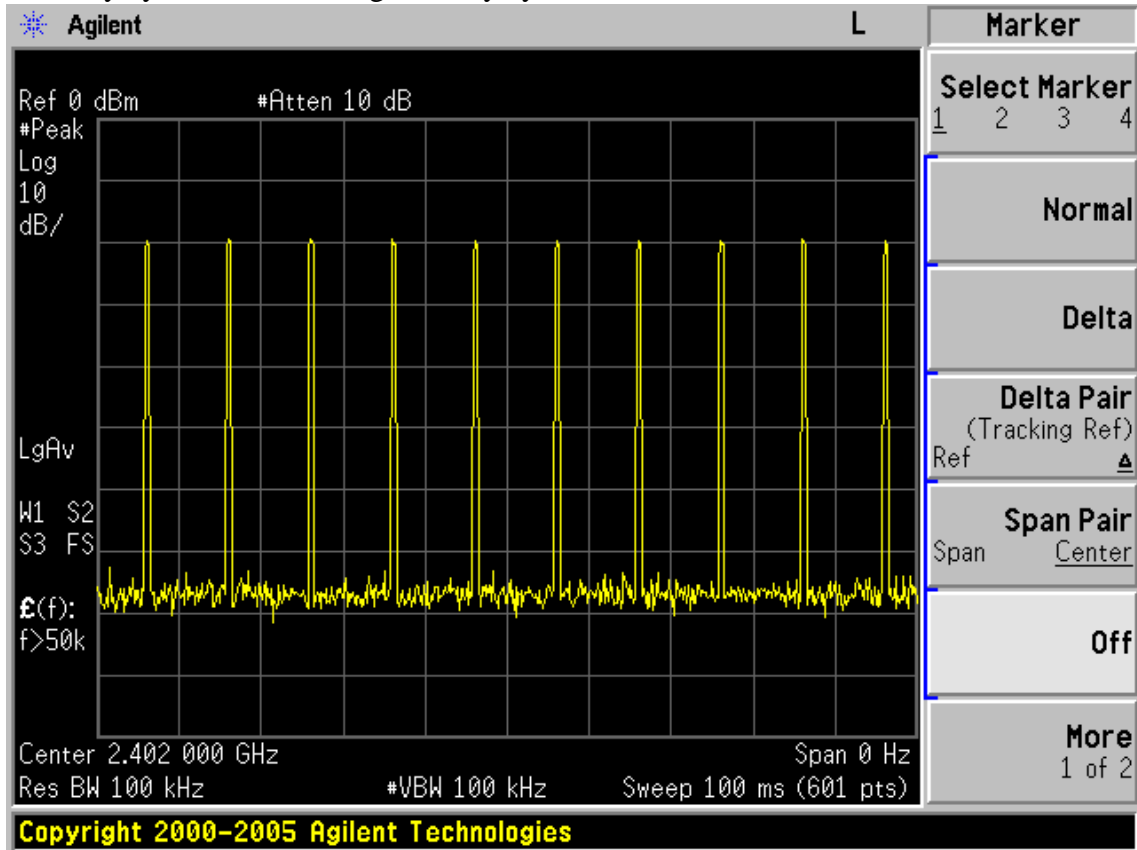
4.7. Radiated Emission Test Results

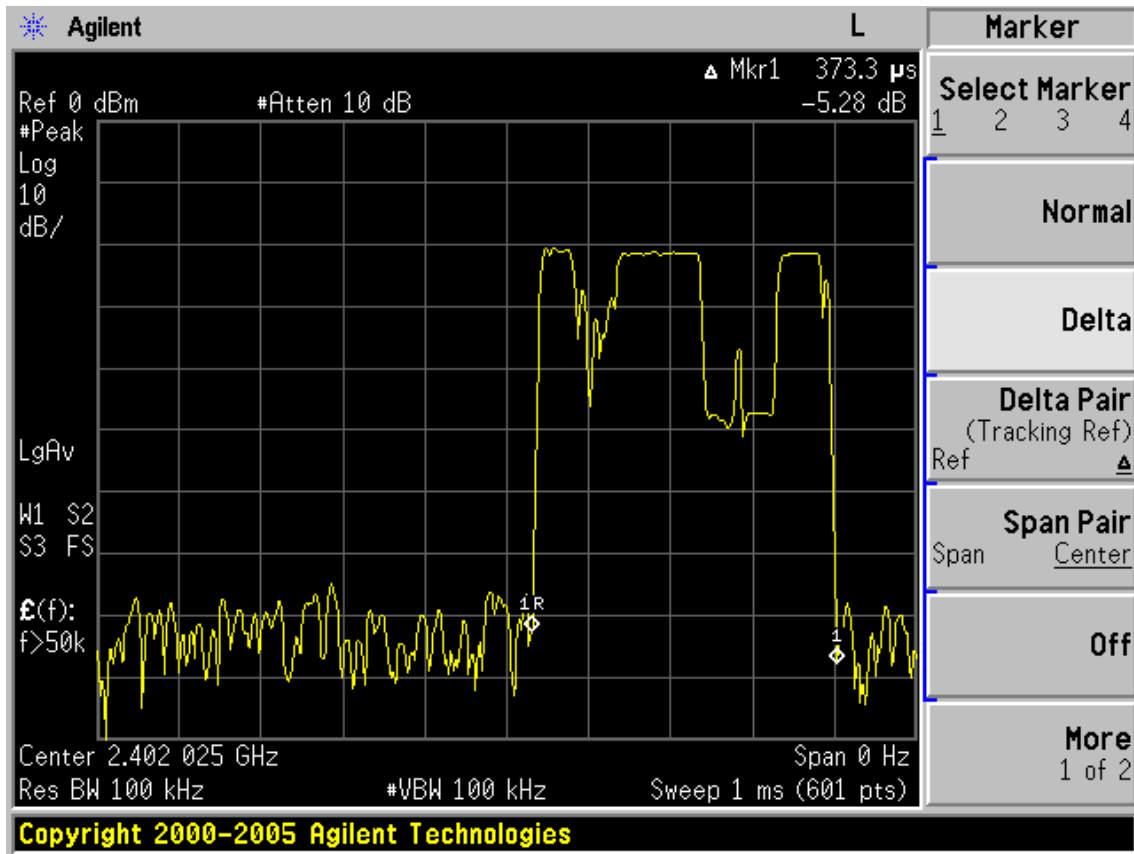
PASS

All the emissions from 30MHz to 25 GHz are comply with 15.209 limits

Duty cycle: $373.3\mu\text{s}/10000\mu\text{s} * 100\% = 3.733\%$

Duty cycle factor = $20\log(1/\text{duty cycle}) = 28.56$



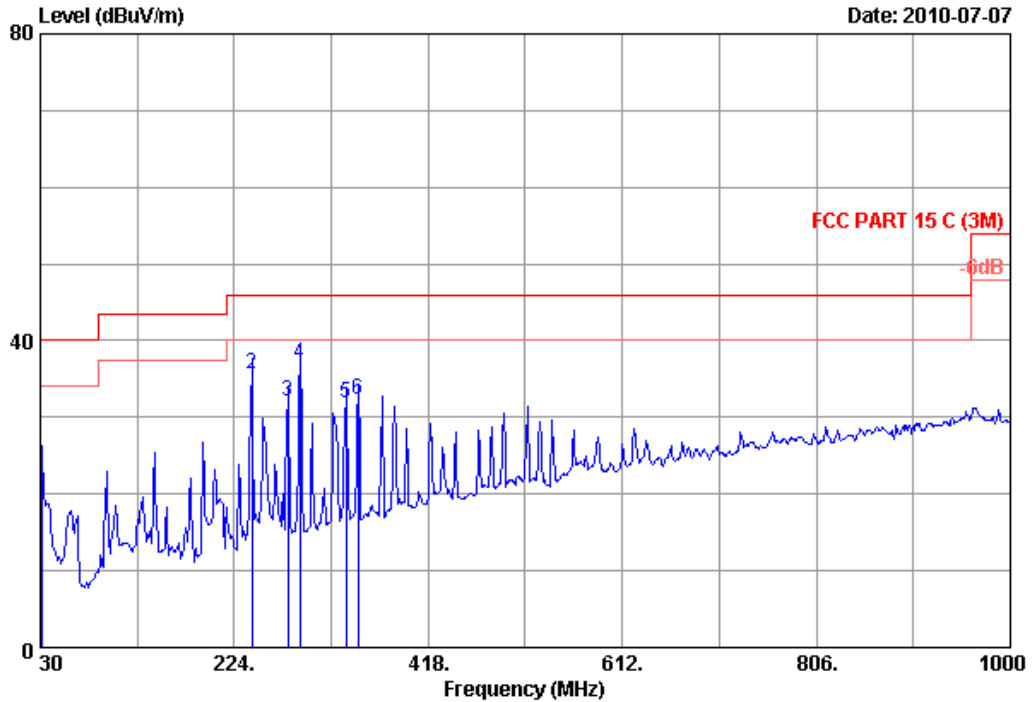


Frequency: 30MHz~1GHz



No.6 Ke Feng Road,Block 52,
ShenZhen Science & Industry Park
Noutou,ShenZhen,GuangDong,China
Tel:+86-755-26639495-7
Fax:+86-755-26632877
Postcode:518057

Data: 1 File: D:\2010 Report Data\MMad Catz\ACS10QH161.EM6 (6) Date: 2010-07-07



Site no. : 3m Chamber Data no. : 1
Dis. / Ant. : 3m 2010 CBL6111C Ant. pol. : HORIZONTAL
Limit : FCC PART 15 C (3M)
Env. / Ins. : 24°C/56% Engineer : Leo-Li
EUT : Rock Band Wireless Fender Stratocaster Guitar Controller for Xbox 360
Power : DC 4.5V
Test mode : Tx Mode
M/N : 98561(RB3)

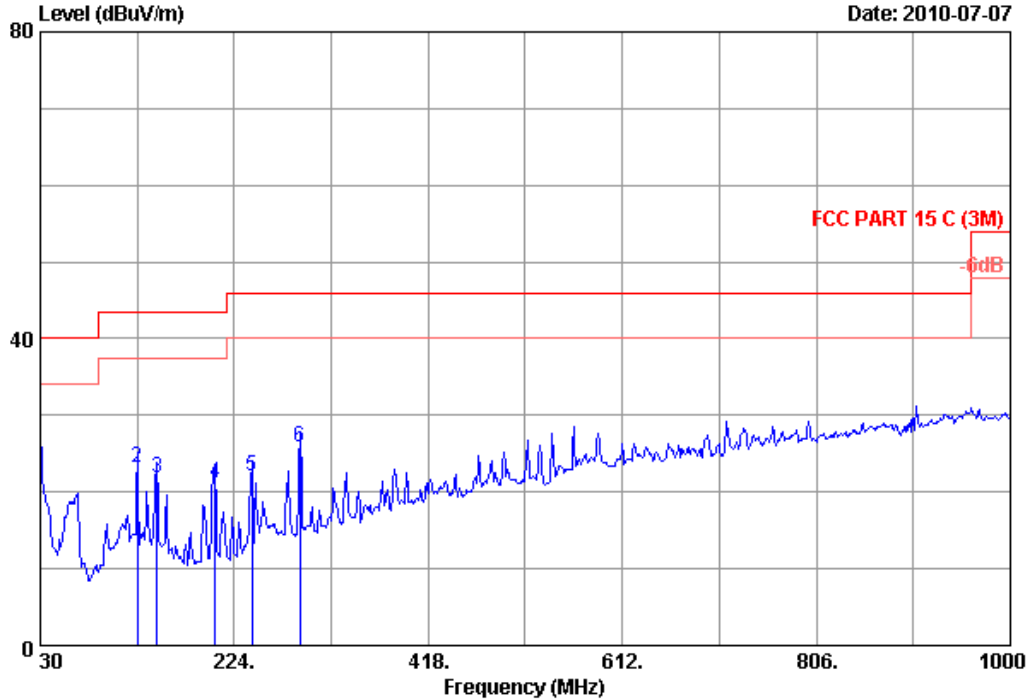
No.	Freq. (MHz)	Ant. Factor (dB/m)	Cable Loss (dB)	Reading (dBuV)	Emission Level (dBuV/m)	Limits (dBuV/m)	Margin (dB)	Remark
1	30.970	19.44	0.62	3.61	23.67	40.00	16.33	QP
2	241.460	11.93	2.09	21.58	35.60	46.00	10.40	QP
3	277.350	13.20	2.34	16.50	32.04	46.00	13.96	QP
4	289.960	13.60	2.42	20.96	36.98	46.00	9.02	QP
5	335.550	14.62	2.63	14.60	31.85	46.00	14.15	QP
6	348.160	15.04	2.69	14.64	32.37	46.00	13.63	QP

Remarks: 1. Emission Level= Antenna Factor + Cable Loss + Reading.
2. The emission levels that are 20dB below the official limit are not reported.



No.6 Ke Feng Road,Block 52,
ShenZhen Science & Industry Park
Noutou, ShenZhen, Guangdong, China
Tel:+86-755-26639495-7
Fax:+86-755-26632877
Postcode:518057

Data: 2 File: D:\2010 Report Data\MMad Catz\ACS10QH161.EM6 (6)



Site no. : 3m Chamber Data no. : 2
 Dis. / Ant. : 3m 2010 CBL6111C Ant. pol. : VERTICAL
 Limit : FCC PART 15 C (3M)
 Env. / Ins. : 24°C/56% Engineer : Leo-Li
 EUT : Rock Band Wireless Fender Stratocaster Guitar Controller for Xbox 360
 Power : DC 4.5V
 Test mode : Tx Mode
 M/N : 98561(RB3)

No.	Freq. (MHz)	Ant. Factor (dB/m)	Cable Loss (dB)	Reading (dBuV)	Emission		Margin (dB)	Remark
					Level (dBuV/m)	Limits (dBuV/m)		
1	30.000	20.00	0.61	5.00	25.61	40.00	14.39	QP
2	127.000	12.14	1.13	9.83	23.10	43.50	20.40	QP
3	146.400	11.84	1.14	8.78	21.76	43.50	21.74	QP
4	204.600	10.10	1.76	9.40	21.26	43.50	22.24	QP
5	241.460	11.93	2.09	7.97	21.99	46.00	24.01	QP
6	289.960	13.60	2.42	9.91	25.93	46.00	20.07	QP

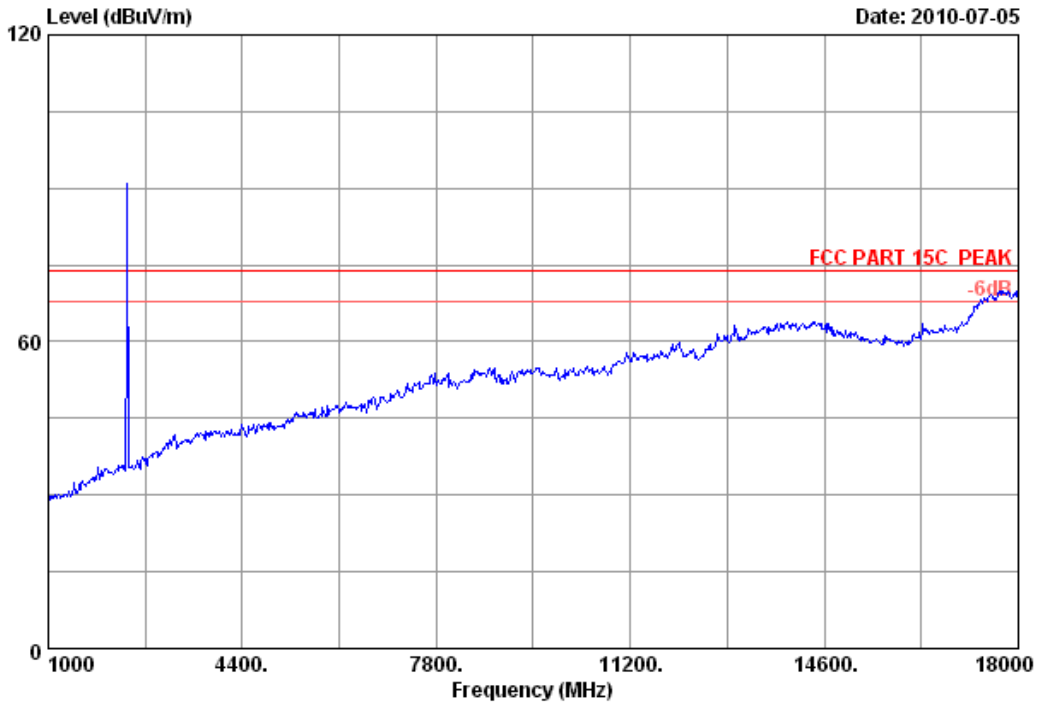
Remarks: 1. Emission Level= Antenna Factor + Cable Loss + Reading.
 2. The emission levels that are 20dB below the official limit are not reported.

Frequency: 1GHz~18GHz



No.6 Ke Feng Road,Block 52,
ShenZhen Science & Industry Park
Noutou,ShenZhen,GuangDong,China
Tel:+86-755-26639495-7
Fax:+86-755-26632877
Postcode:518057

Data: 1 File: E:\2010 report data\M\Madcatz\ACS10QH161.EM6 (30) Date: 2010-07-05

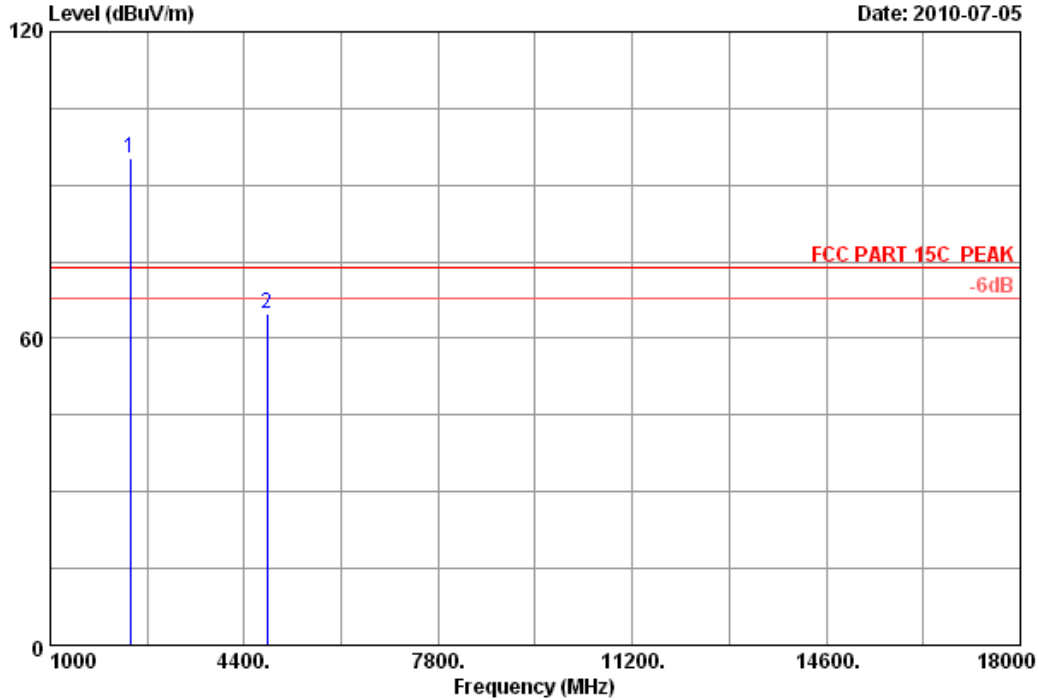


Site no. : 3m Chamber Data no. : 1
Dis. / Ant. : 3m 3115(0911) Ant. pol. : VERTICAL
Limit : FCC PART 15C PEAK
Env. / Ins. : 23°C/54% Engineer : Paul Tian
EUT : Rock Band Wireless Fender Stratocaster Guitar Controller for
Xbox 360
Power : DC 4.5V
Test mode : Tx 2402MHz
M/N : 98561(RB3)



No.6 Ke Feng Road,Block 52,
ShenZhen Science & Industry Park
Noutou, ShenZhen, Guangdong, China
Tel:+86-755-26639495-7
Fax:+86-755-26632877
Postcode:518057

Data: 2 File: E:\2010 report data\MMadcatz\ACS10QH161.EM6 (30)



Site no. : 3m Chamber Data no. : 2
 Dis. / Ant. : 3m 3115(0911) Ant. pol. : VERTICAL
 Limit : FCC PART 15C PEAK
 Env. / Ins. : 23°C/54% Engineer : Paul Tian
 EUT : Rock Band Wireless Fender Stratocaster Guitar Controller for
 Xbox 360
 Power : DC 4.5V
 Test mode : Tx 2402MHz
 M/N : 98561(RB3)

	Freq.	Ant. Factor	Cable loss	Amp. Factor	Reading	Emission Level	Limits	Margin	Remark
	(MHz)	(dB/m)	(dB)	(dB)	(dBuV)	(dBuV/m)	(dBuV/m)	(dB)	
1	2402.000	29.44	7.43	36.62	95.12	95.37	74.00	-21.37	Peak
2	4804.000	34.30	10.62	35.10	54.95	64.77	74.00	9.23	Peak

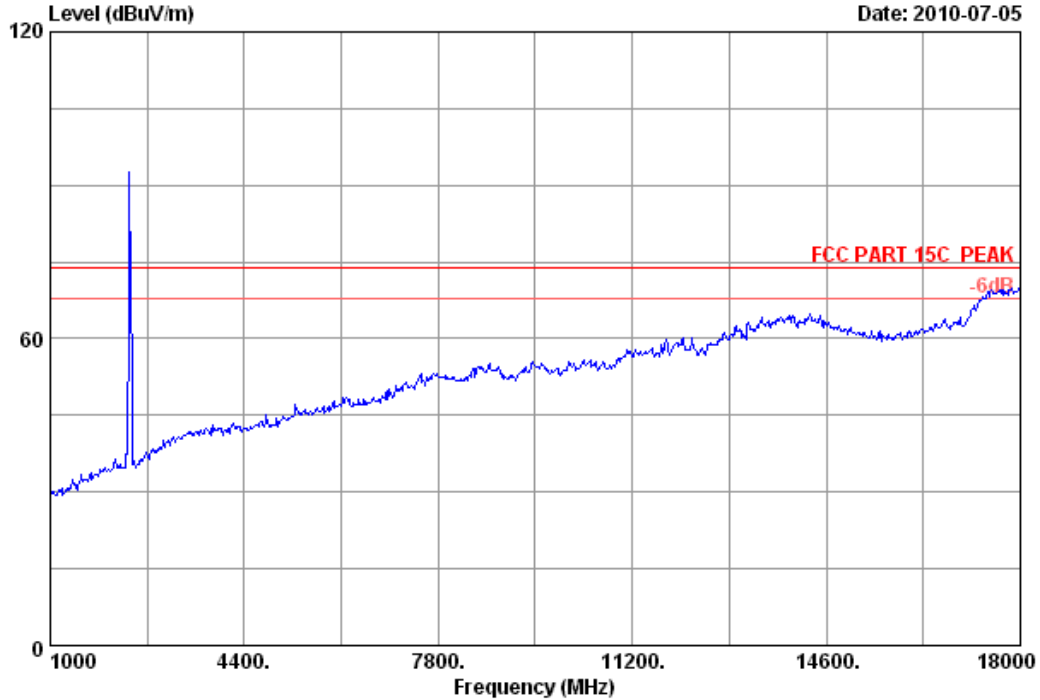
Remarks:
 1. Emission Level= Antenna Factor + Cable Loss -Amp Factor + Reading.
 2. The emission levels that are 20dB below the official limit are not reported.

Frequency (MHz)	PK measured level (dBuV/m)	Duty cycle factor (dB)	Average level (dBuV/m)	Average Limit (dBuV/m)	Result
4804	64.77	28.56	36.21	54	PASS



No.6 Ke Feng Road,Block 52,
ShenZhen Science & Industry Park
Noutou, ShenZhen, Guangdong, China
Tel:+86-755-26639495-7
Fax:+86-755-26632877
Postcode:518057

Data: 3 File: E:\2010 report data\MMadcatz\ACS10QH161.EM6 (30)

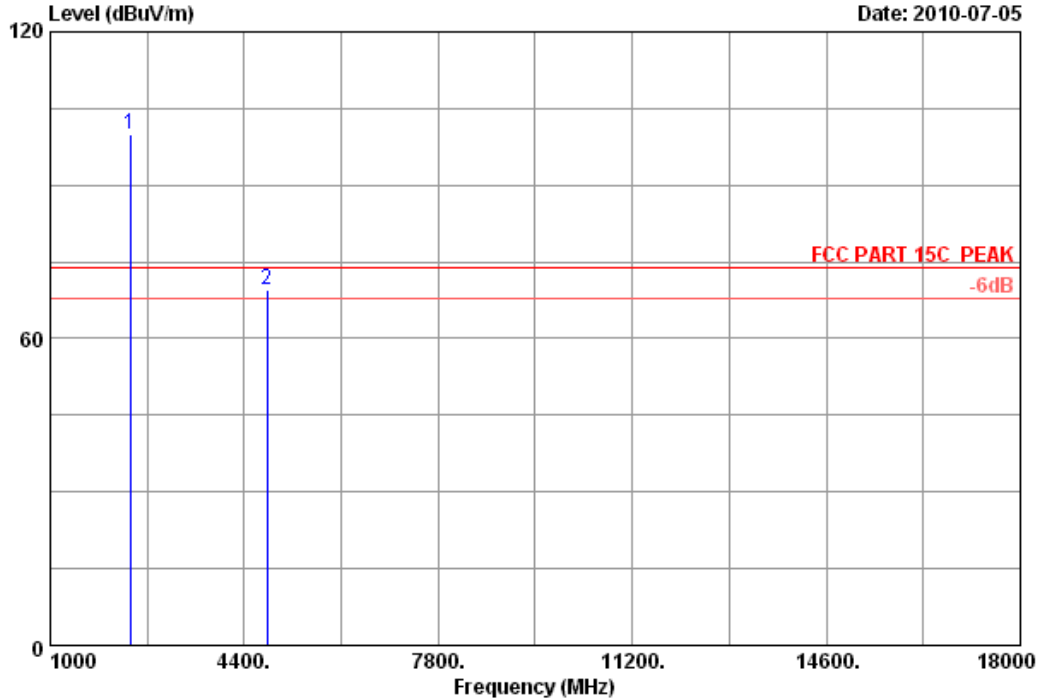


Site no. : 3m Chamber Data no. : 3
Dis. / Ant. : 3m 3115(0911) Ant. pol. : HORIZONTAL
Limit : FCC PART 15C PEAK
Env. / Ins. : 23°C/54% Engineer : Paul Tian
EUT : Rock Band Wireless Fender Stratocaster Guitar Controller for
Xbox 360
Power : DC 4.5V
Test mode : Tx 2402MHz
M/N : 98561(RB3)



No.6 Ke Feng Road,Block 52,
ShenZhen Science & Industry Park
Noutou, ShenZhen, Guangdong, China
Tel:+86-755-26639495-7
Fax:+86-755-26632877
Postcode:518057

Data: 4 File: E:\2010 report data\MMadcatz\ACS10QH161.EM6 (30)



Site no. : 3m Chamber Data no. : 4
 Dis. / Ant. : 3m 3115(0911) Ant. pol. : HORIZONTAL
 Limit : FCC PART 15C PEAK
 Env. / Ins. : 23°C/54% Engineer : Paul Tian
 EUT : Rock Band Wireless Fender Stratocaster Guitar Controller for Xbox 360
 Power : DC 4.5V
 Test mode : Tx 2402MHz
 M/N : 98561(RB3)

	Ant. Freq. (MHz)	Factor (dB/m)	Cable loss (dB)	Amp. Factor (dB)	Reading (dBuV)	Emission Level (dBuV/m)	Limits (dBuV/m)	Margin (dB)	Remark
1	2402.000	29.44	7.43	36.62	99.70	99.95	74.00	-25.95	Peak
2	4804.000	34.30	10.62	35.10	59.84	69.66	74.00	4.34	Peak

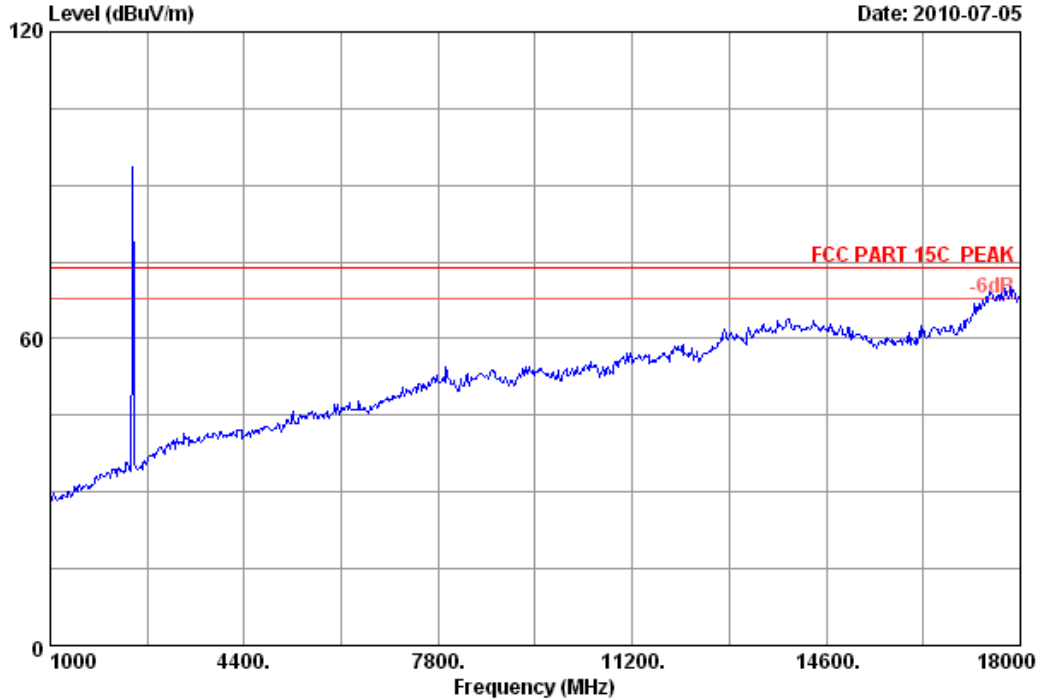
Remarks:
 1. Emission Level= Antenna Factor + Cable Loss -Amp Factor + Reading.
 2. The emission levels that are 20dB below the official limit are not reported.

Frequency (MHz)	PK measured level (dBuV/m)	Duty cycle factor (dB)	Average level (dBuV/m)	Average Limit (dBuV/m)	Result
4804	69.66	28.56	41.1	54	PASS



No.6 Ke Feng Road,Block 52,
ShenZhen Science & Industry Park
Noutou, ShenZhen, Guangdong, China
Tel:+86-755-26639495-7
Fax:+86-755-26632877
Postcode:518057

Data: 7 File: E:\2010 report data\MMadcatz\ACS10QH161.EM6 (30)

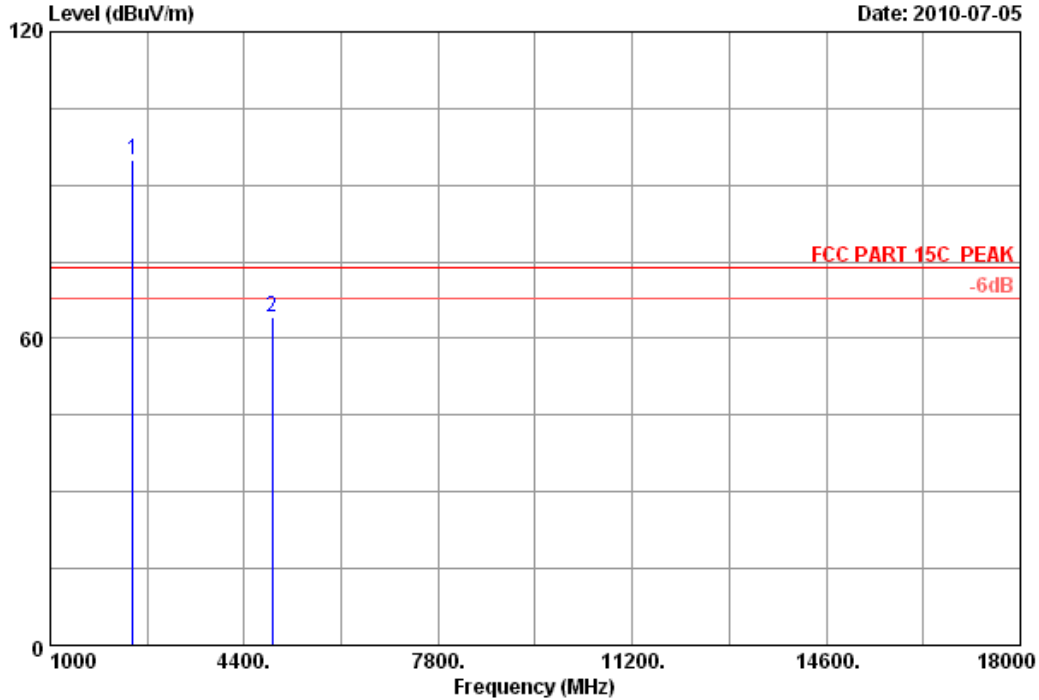


Site no. : 3m Chamber Data no. : 7
Dis. / Ant. : 3m 3115(0911) Ant. pol. : VERTICAL
Limit : FCC PART 15C PEAK
Env. / Ins. : 23°C/54% Engineer : Paul Tian
EUT : Rock Band Wireless Fender Stratocaster Guitar Controller for
Xbox 360
Power : DC 4.5V
Test mode : Tx 2442MHz
M/N : 98561(RB3)



No.6 Ke Feng Road,Block 52,
ShenZhen Science & Industry Park
Noutou, ShenZhen, Guangdong, China
Tel:+86-755-26639495-7
Fax:+86-755-26632877
Postcode:518057

Data: 8 File: E:\2010 report data\MMadcatz\ACS10QH161.EM6 (30)



Site no. : 3m Chamber Data no. : 8
 Dis. / Ant. : 3m 3115(0911) Ant. pol. : VERTICAL
 Limit : FCC PART 15C PEAK
 Env. / Ins. : 23°C/54% Engineer : Paul Tian
 EUT : Rock Band Wireless Fender Stratocaster Guitar Controller for Xbox 360
 Power : DC 4.5V
 Test mode : Tx 2442MHz
 M/N : 98561(RB3)

	Freq. (MHz)	Ant. Factor (dB/m)	Cable loss (dB)	Amp. Factor (dB)	Reading (dBuV)	Emission Level (dBuV/m)	Limits (dBuV/m)	Margin (dB)	Remark
1	2442.000	29.47	7.50	36.61	94.44	94.80	74.00	-20.80	Peak
2	4884.000	34.41	10.71	35.03	53.98	64.07	74.00	9.93	Peak

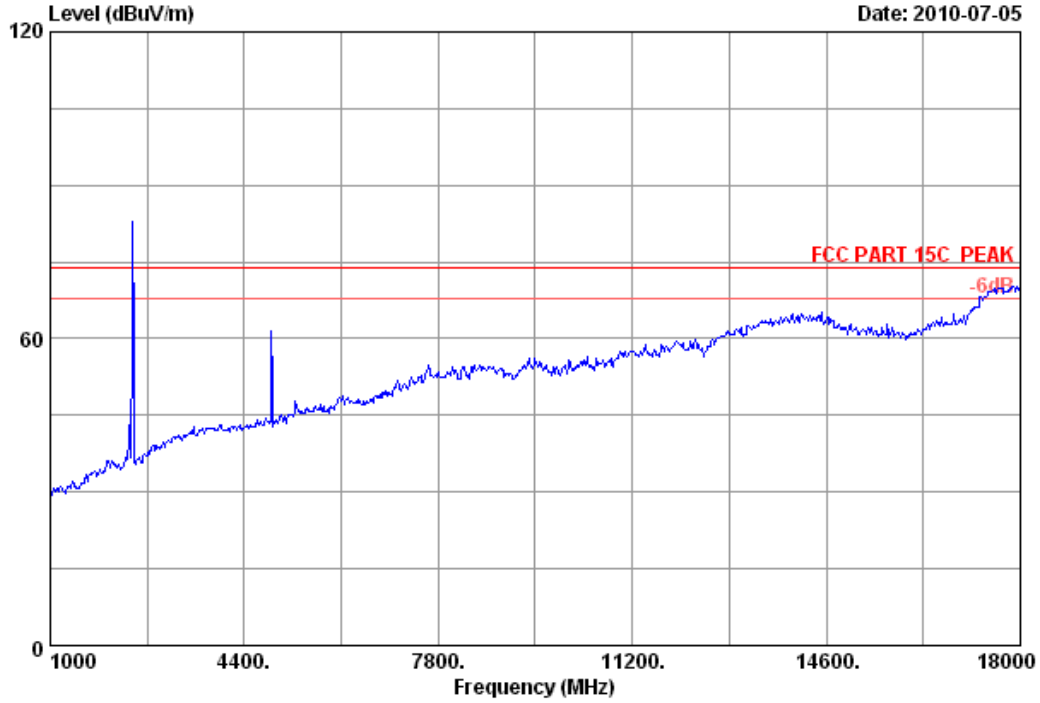
Remarks:
 1. Emission Level= Antenna Factor + Cable Loss -Amp Factor + Reading.
 2. The emission levels that are 20dB below the official limit are not reported.

Frequency (MHz)	PK measured level (dBuV/m)	Duty cycle factor (dB)	Average level (dBuV/m)	Average Limit (dBuV/m)	Result
4884	64.07	28.56	35.51	54	PASS



No.6 Ke Feng Road,Block 52,
ShenZhen Science & Industry Park
Noutou, ShenZhen, Guangdong, China
Tel:+86-755-26639495-7
Fax:+86-755-26632877
Postcode:518057

Data: 9 File: E:\2010 report data\MMadcatz\ACS10QH161.EM6 (30)

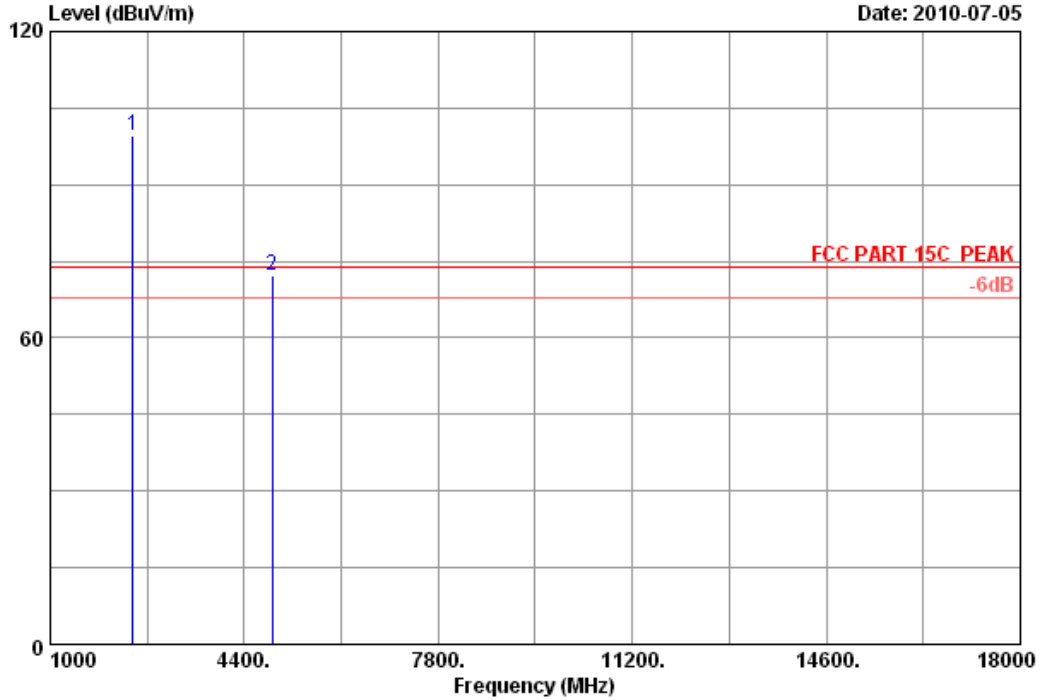


Site no. : 3m Chamber Data no. : 9
Dis. / Ant. : 3m 3115(0911) Ant. pol. : HORIZONTAL
Limit : FCC PART 15C PEAK
Env. / Ins. : 23°C/54% Engineer : Paul Tian
EUT : Rock Band Wireless Fender Stratocaster Guitar Controller for
Xbox 360
Power : DC 4.5V
Test mode : Tx 2442MHz
M/N : 98561(RB3)



No.6 Ke Feng Road,Block 52,
ShenZhen Science & Industry Park
Noutou, ShenZhen, Guangdong, China
Tel:+86-755-26639495-7
Fax:+86-755-26632877
Postcode:518057

Data: 10 File: E:\2010 report data\M\Madcatz\ACS10QH161.EM6 (30)



Site no. : 3m Chamber Data no. : 10
 Dis. / Ant. : 3m 3115(0911) Ant. pol. : HORIZONTAL
 Limit : FCC PART 15C PEAK
 Env. / Ins. : 23*C/54% Engineer : Paul Tian
 EUT : Rock Band Wireless Fender Stratocaster Guitar Controller for
 Xbox 360
 Power : DC 4.5V
 Test mode : Tx 2442MHz
 M/N : 98561(RB3)

	Ant. Factor (dB/m)	Cable loss (dB)	Amp. Factor (dB)	Reading (dBuV)	Emission Level (dBuV/m)	Limits (dBuV/m)	Margin (dB)	Remark
1	29.47	7.50	36.61	99.33	99.69	74.00	-25.69	Peak
2	34.41	10.71	35.03	62.25	72.34	74.00	1.66	Peak

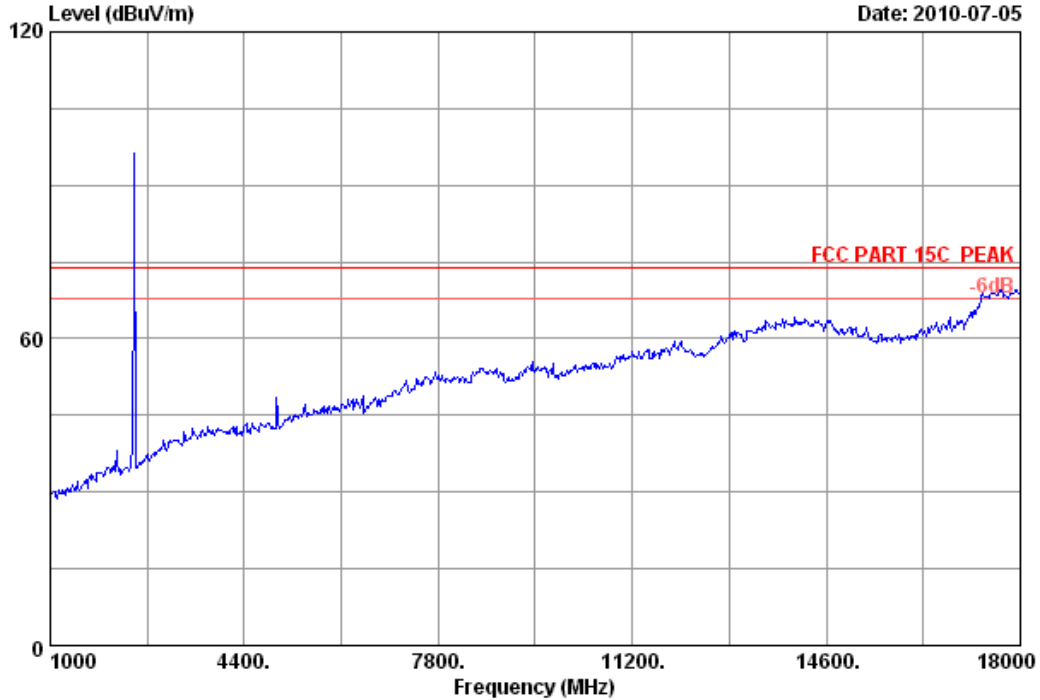
Remarks:
 1. Emission Level= Antenna Factor + Cable Loss -Amp Factor + Reading.
 2. The emission levels that are 20dB below the official limit are not reported.

Frequency (MHz)	PK measured level (dBuV/m)	Duty cycle factor (dB)	Average level (dBuV/m)	Average Limit (dBuV/m)	Result
4884	72.34	28.56	43.78	54	PASS



No.6 Ke Feng Road,Block 52,
ShenZhen Science & Industry Park
Noutou, ShenZhen, Guangdong, China
Tel:+86-755-26639495-7
Fax:+86-755-26632877
Postcode:518057

Data: 11 File: E:\2010 report data\MMadcatz\ACS10QH161.EM6 (30)

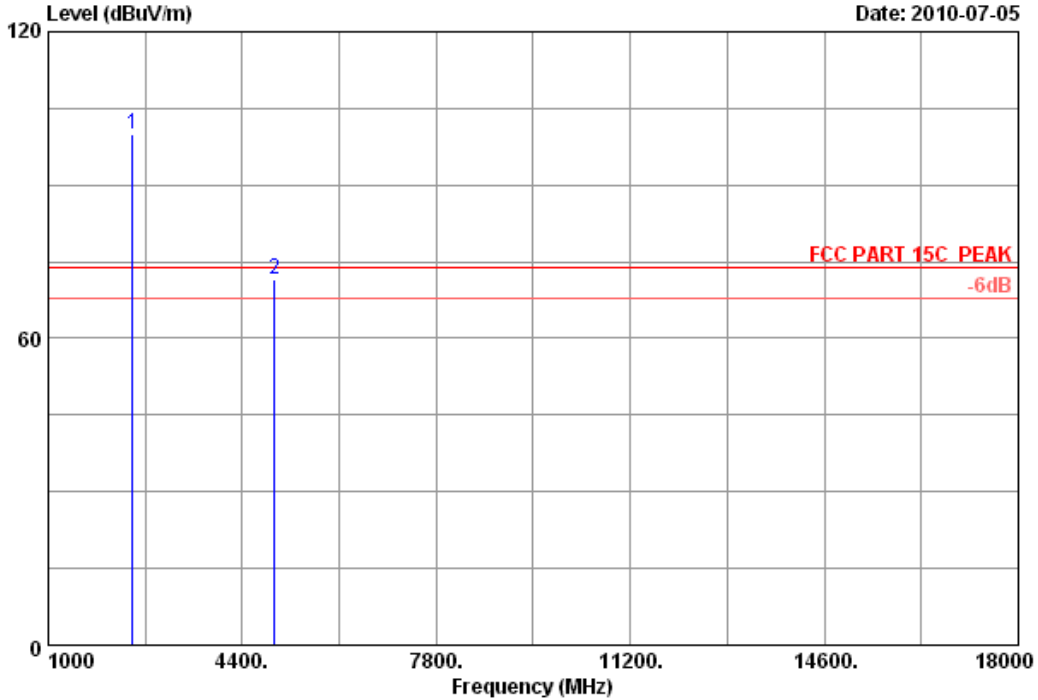


Site no. : 3m Chamber Data no. : 11
Dis. / Ant. : 3m 3115(0911) Ant. pol. : HORIZONTAL
Limit : FCC PART 15C PEAK
Env. / Ins. : 23°C/54% Engineer : Paul Tian
EUT : Rock Band Wireless Fender Stratocaster Guitar Controller for
Xbox 360
Power : DC 4.5V
Test mode : Tx 2482MHz
M/N : 98561(RB3)



No.6 Ke Feng Road,Block 52,
ShenZhen Science & Industry Park
Noutou, ShenZhen, Guangdong, China
Tel:+86-755-26639495-7
Fax:+86-755-26632877
Postcode:518057

Data: 12 File: E:\2010 report data\MMadcatz\ACS10QH161.EM6 (30)



Site no. : 3m Chamber Data no. : 12
 Dis. / Ant. : 3m 3115(0911) Ant. pol. : HORIZONTAL
 Limit : FCC PART 15C PEAK
 Env. / Ins. : 23°C/54% Engineer : Paul Tian
 EUT : Rock Band Wireless Fender Stratocaster Guitar Controller for Xbox 360
 Power : DC 4.5V
 Test mode : Tx 2482MHz
 M/N : 98561(RB3)

	Ant. Freq. (MHz)	Factor (dB/m)	Cable loss (dB)	Amp. Factor (dB)	Reading (dBuV)	Emission Level (dBuV/m)	Limits (dBuV/m)	Margin (dB)	Remark
1	2482.000	29.49	7.58	36.60	99.63	100.10	74.00	-26.10	Peak
2	4964.000	34.54	10.80	34.95	61.08	71.47	74.00	2.53	Peak

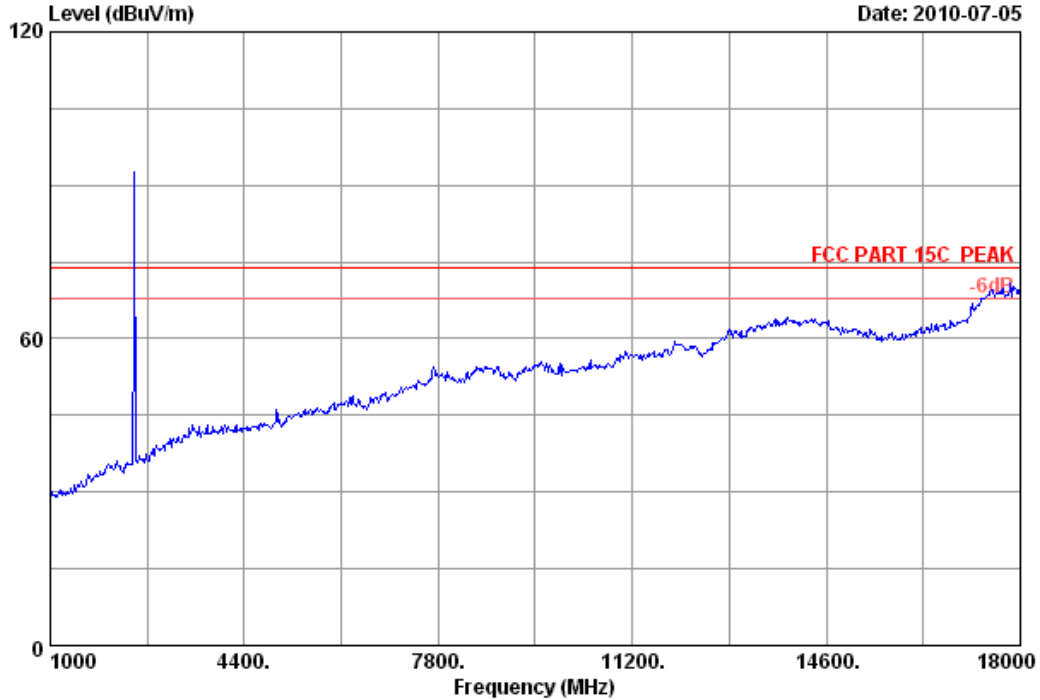
Remarks:
 1. Emission Level= Antenna Factor + Cable Loss -Amp Factor + Reading.
 2. The emission levels that are 20dB below the official limit are not reported.

Frequency (MHz)	PK measured level (dBuV/m)	Duty cycle factor (dB)	Average level (dBuV/m)	Average Limit (dBuV/m)	Result
4964	71.47	28.56	42.91	54	PASS



No.6 Ke Feng Road,Block 52,
ShenZhen Science & Industry Park
Noutou, ShenZhen, Guangdong, China
Tel:+86-755-26639495-7
Fax:+86-755-26632877
Postcode:518057

Data: 13 File: E:\2010 report data\MMadcatz\ACS10QH161.EM6 (30)

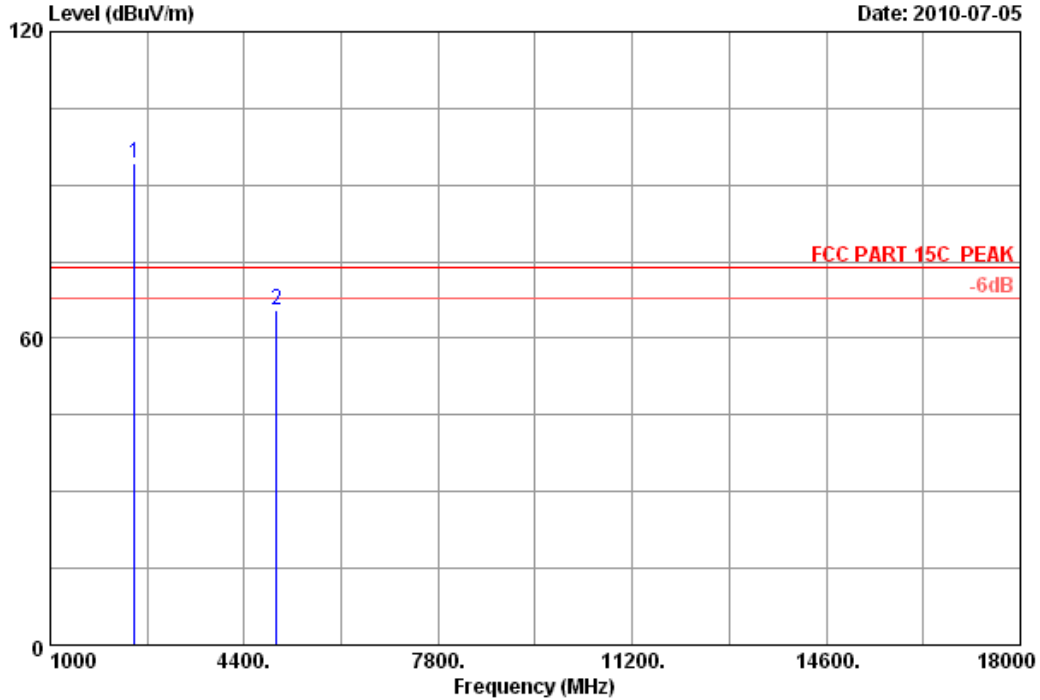


Site no. : 3m Chamber Data no. : 13
Dis. / Ant. : 3m 3115(0911) Ant. pol. : VERTICAL
Limit : FCC PART 15C PEAK
Env. / Ins. : 23°C/54% Engineer : Paul Tian
EUT : Rock Band Wireless Fender Stratocaster Guitar Controller for
Xbox 360
Power : DC 4.5V
Test mode : Tx 2482MHz
M/N : 98561(RB3)



No.6 Ke Feng Road,Block 52,
ShenZhen Science & Industry Park
Noutou, ShenZhen, Guangdong, China
Tel:+86-755-26639495-7
Fax:+86-755-26632877
Postcode:518057

Data: 14 File: E:\2010 report data\MMadcatz\ACS10QH161.EM6 (30)



Site no. : 3m Chamber Data no. : 14
 Dis. / Ant. : 3m 3115(0911) Ant. pol. : VERTICAL
 Limit : FCC PART 15C PEAK
 Env. / Ins. : 23°C/54% Engineer : Paul Tian
 EUT : Rock Band Wireless Fender Stratocaster Guitar Controller for Xbox 360
 Power : DC 4.5V
 Test mode : Tx 2482MHz
 M/N : 98561(RB3)

	Ant. Freq. (MHz)	Factor (dB/m)	Cable loss (dB)	Amp. Factor (dB)	Reading (dBuV)	Emission Level (dBuV/m)	Limits (dBuV/m)	Margin (dB)	Remark
1	2482.000	29.49	7.58	36.60	93.89	94.36	74.00	-20.36	Peak
2	4964.000	34.54	10.80	34.95	54.99	65.38	74.00	8.62	Peak

Remarks:
 1. Emission Level= Antenna Factor + Cable Loss -Amp Factor + Reading.
 2. The emission levels that are 20dB below the official limit are not reported.

Frequency (MHz)	PK measured level (dBuV/m)	Duty cycle factor (dB)	Average level (dBuV/m)	Average Limit (dBuV/m)	Result
4964	65.38	28.56	36.82	54	PASS

5. CARRIER FREQUENCY SEPARATION TEST

5.1. Test Equipment

Item	Equipment	Manufacturer	Model No.	Serial No.	Last Cal.	Cal. Interval
1	Spectrum Analyzer	Agilent	E4446A	US44300459	May.08, 10	1 Year

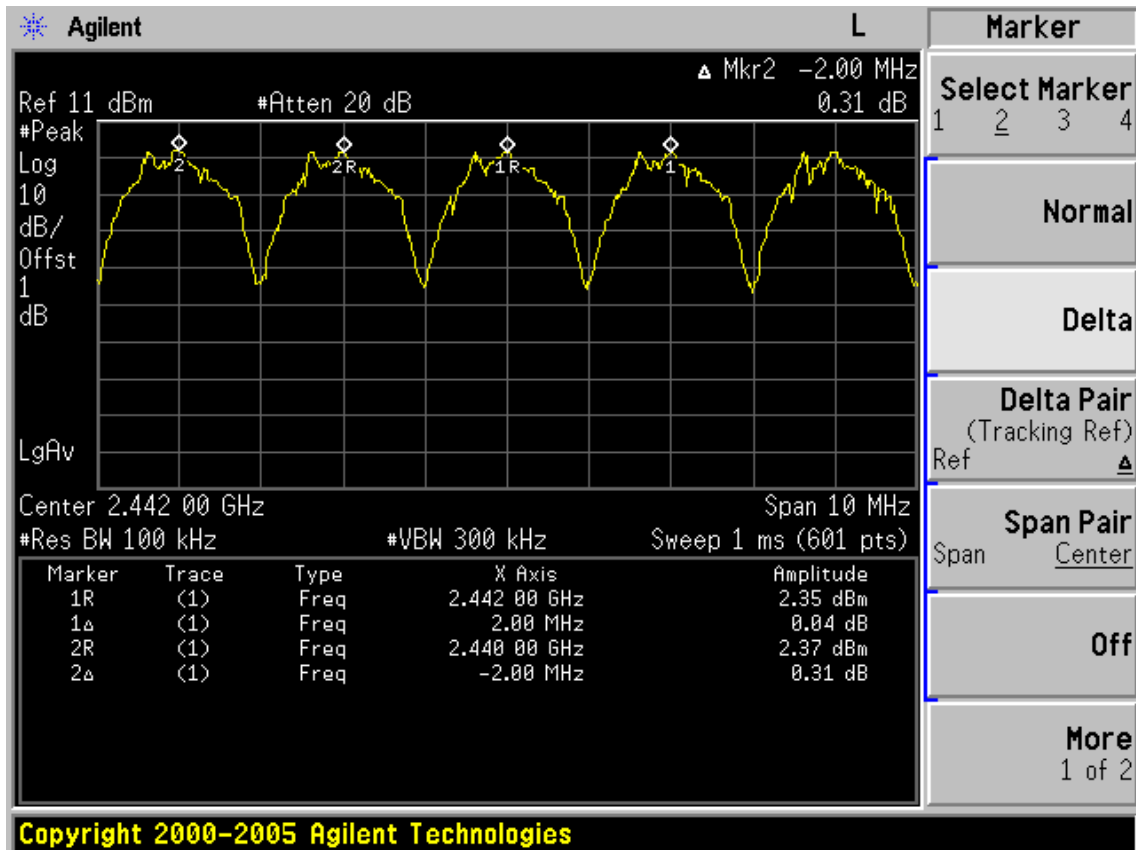
5.2. Limit

Frequency hopping systems shall have hopping channel carrier frequency separated by a minimum of 25kHz or the 20dB bandwidth of the hopping channel, whichever is greater.

5.3. Test Results.

EUT: Rock Band Wireless Fender Stratocaster Guitar Controller for Xbox 360		
M/N: 98561(RB3)		
Test date:2010-07-01	Pressure:100.6 kpa	Humidity:53%
Tested by:Paul Tian	Test site: RF site	Temperature:25 °C

Channel separation	Conclusion
2.00MHz	PASS



6. 20 DB BANDWIDTH TEST

6.1. Test Equipment

Item	Equipment	Manufacturer	Model No.	Serial No.	Last Cal.	Cal. Interval
1.	Spectrum Analyzer	Agilent	E4446A	US44300459	May.08,10	1 Year

6.2. Limit

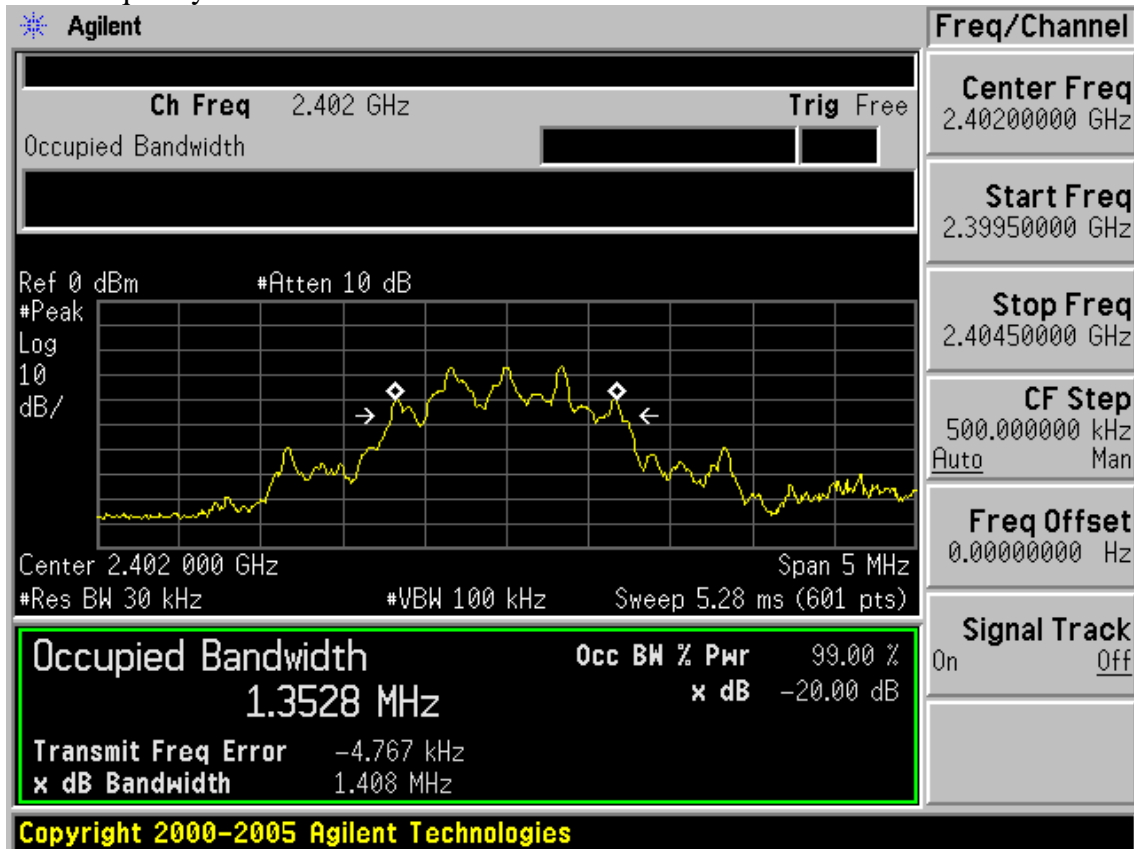
Intentional radiators operating under the alternative provisions to the general emission limits, as contained in §§ 15.217 through 15.257 and in Subpart E of this part, must be designed to ensure that the 20 dB bandwidth of the emission, or whatever bandwidth may otherwise be specified in the specific rule section under which the equipment operates, is contained within the frequency band designated in the rule section under which the equipment is operated.

6.3. Test Results

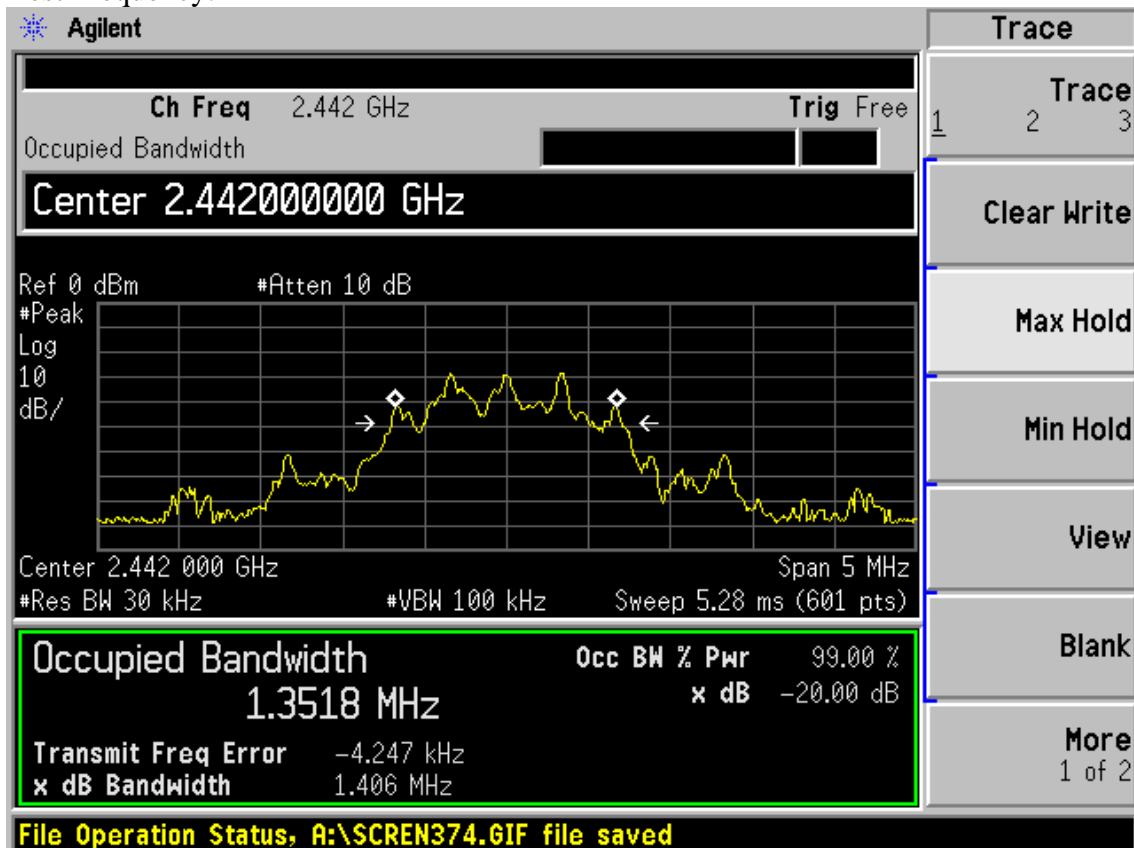
EUT: Rock Band Wireless Fender Stratocaster Guitar Controller for Xbox 360		
M/N:98561(RB3)		
Test date:2010-07-01	Pressure:100.6 kpa	Humidity:52 %
Tested by:Paul Tian	Test site: RF site	Temperature : 25 °C

Frequency	20dB bandwidth (KHz)	Limit (KHz)
2402	1408	N/A
2442	1406	N/A
2482	1404	N/A
Conclusion : PASS		

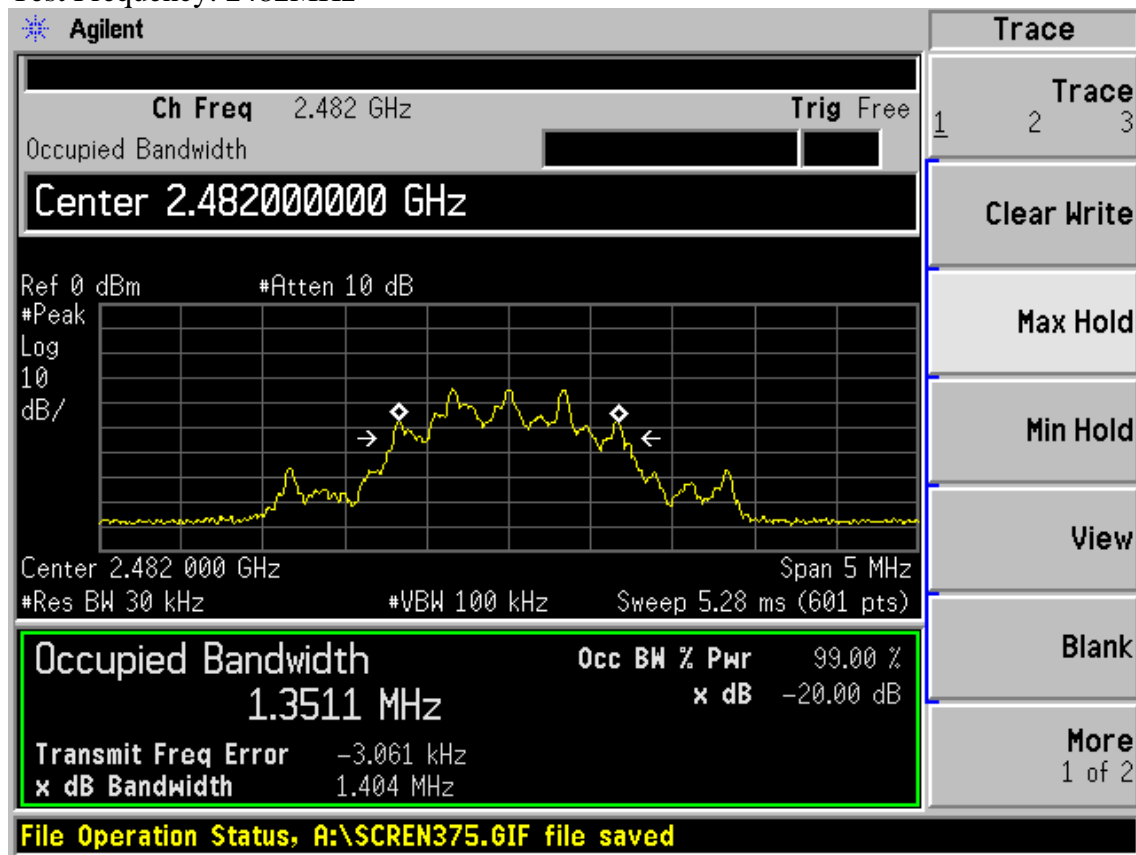
Test Frequency: 2402MHz



Test Frequency: 2442MHz



Test Frequency: 2482MHz



7. NUMBER OF HOPPING FREQUENCY TEST

7.1. Test Equipment

Item	Equipment	Manufacturer	Model No.	Serial No.	Last Cal.	Cal. Interval
1	Spectrum Analyzer	Agilent	E4446A	US44300459	May.08, 10	1 Year

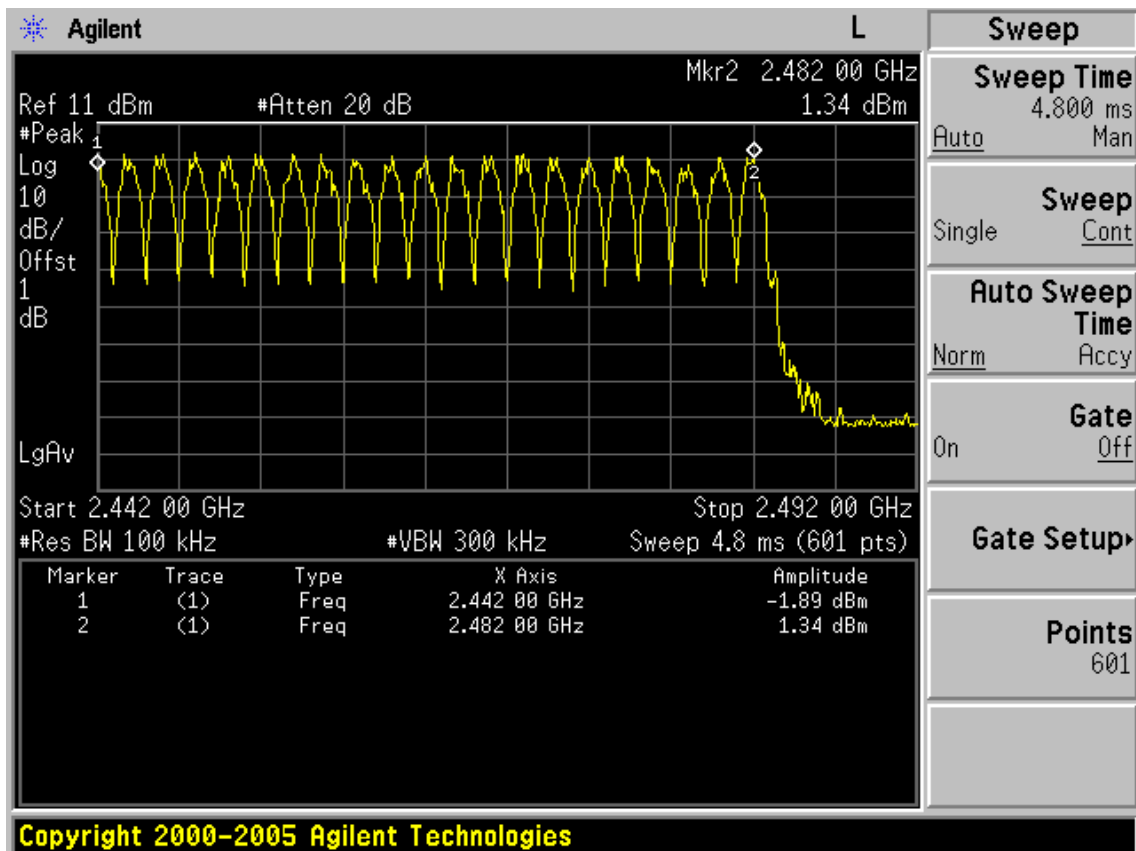
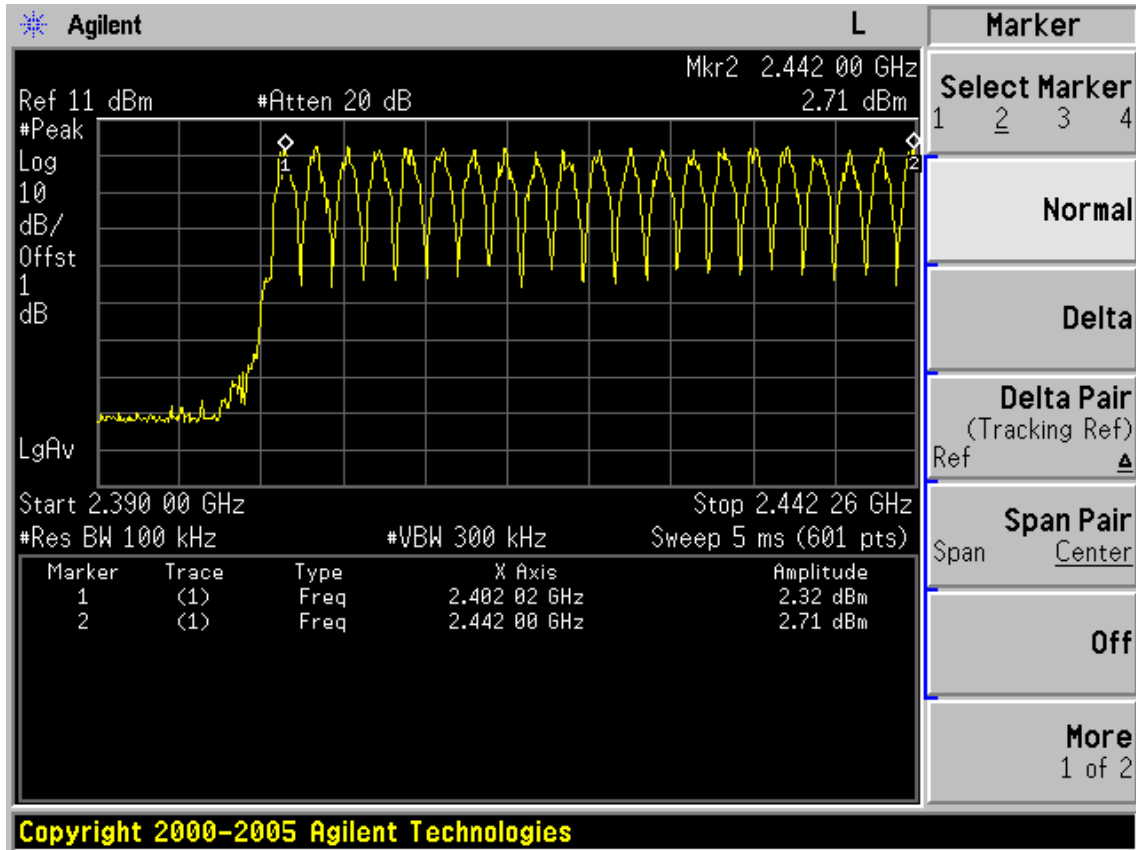
7.2. Limit

Frequency hopping systems in the 2400-2483.5 MHz band shall use at least 15 channels

7.3. Test Results

EUT: Rock Band Wireless Fender Stratocaster Guitar Controller for Xbox 360		
M/N: 98561(RB3)		
Test date:2010-07-01	Pressure:100.6 kpa	Humidity:53%
Tested by:Paul Tian	Test site: RF site	Temperature:25 °C

Number of channel	Limit	Conclusion
41	≥ 15	PASS



8. DWELL TIME

8.1. Test Equipment

Item	Equipment	Manufacturer	Model No.	Serial No.	Last Cal.	Cal. Interval
1	Spectrum Analyzer	Agilent	E4446A	US44300459	May.08, 10	1 Year

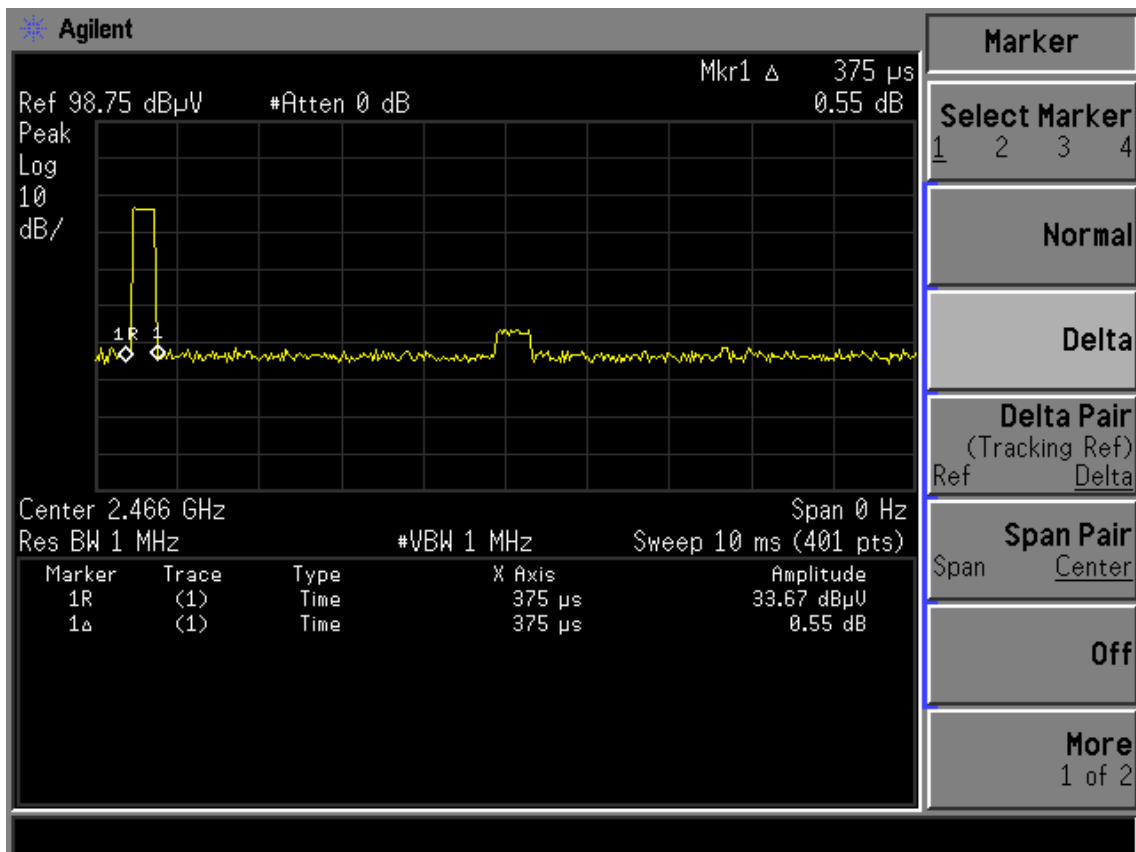
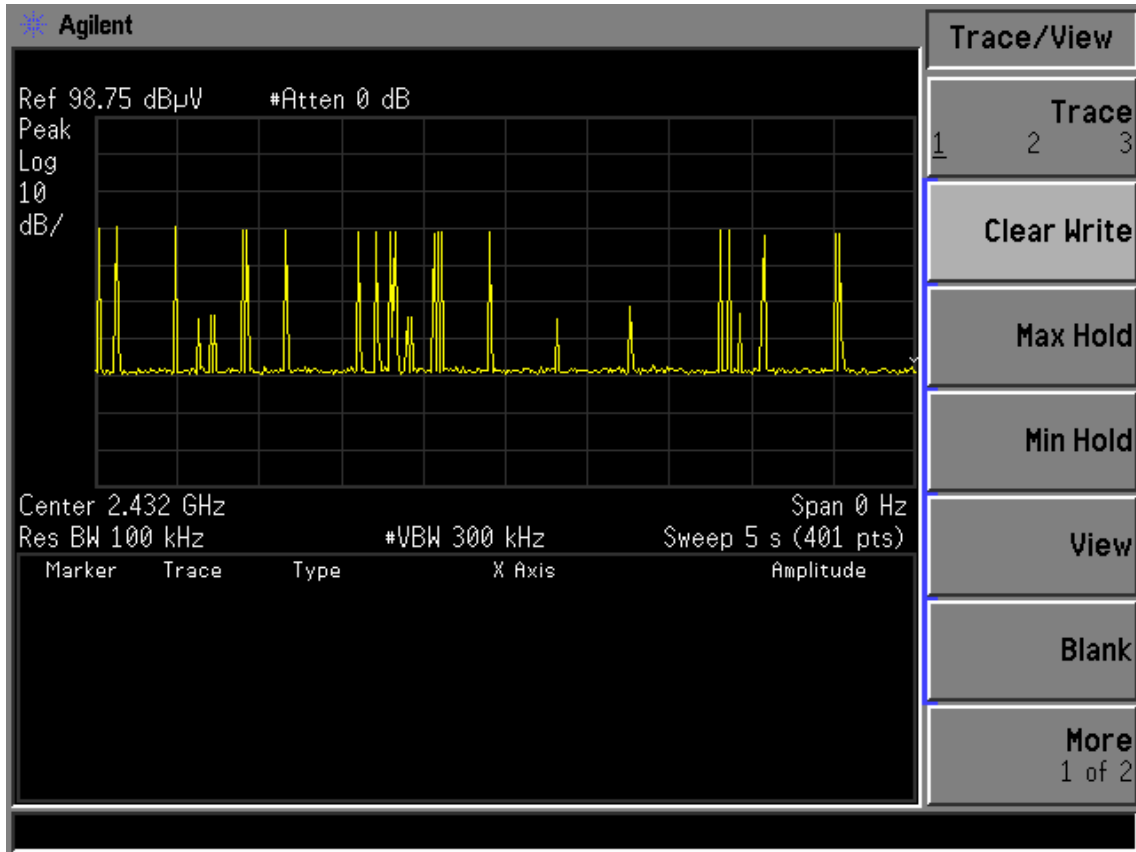
8.2. Limit

The average time of occupancy on any channel shall not be greater than 0.4 seconds within a period of 0.4 seconds multiplied by the number of hopping channels employed.

8.3. Test Results

EUT: Rock Band Wireless Fender Stratocaster Guitar Controller for Xbox 360		
M/N: 98561(RB3)		
Test date:2010-07-01	Pressure:100.6 kpa	Humidity:53%
Tested by:Paul Tian	Test site: RF site	Temperature:25 °C

dwll time	Limit	Conclusion
$19\text{hops}/5\text{s} * 0.4 * 41\text{chanel} * 0.375\text{ms} = 21.81\text{ms}$	<400ms	PASS



9. MAXIMUM PEAK OUTPUT POWER TEST

9.1. Test Equipment

Item	Equipment	Manufacturer	Model No.	Serial No.	Last Cal.	Cal. Interval
1.	Spectrum Analyzer	Agilent	E4446A	US44300459	May.08, 10	1 Year
2.	Horn Antenna	EMCO	3115	9510-4580	Nov.19, 09	1.5 Year
3.	Horn Antenna	EMCO	3115	9607-4877	Nov. 25, 09	1.5 Year
4.	Signal Generator	HP	83732B	VS34490501	May.08, 10	1 Year
5.	Amplifier	Agilent	8491B	MY39262165	May.08, 10	1 Year
6.	RF Cable	Hubersuhner	SUCOFLEX 102	28620/2	May,08, 10	1 Year
7.	RF Cable	Hubersuhner	SUCOFLEX 102	271471/4	May,08, 10	1 Year
8.	RF Cable	Hubersuhner	SUCOFLEX 102	29086/2	May,08, 10	1 Year
9.	RF Cable	Hubersuhner	SUCOFLEX 102	271473/4	May,08, 10	1 Year
10.	RF Cable	Hubersuhner	SUCOFLEX 102	29091/2	May,08, 10	1 Year

9.2. Limit

For frequency hopping systems operating in the 2400-2483.5 MHz band employing at least 75 non-overlapping hopping channels, and all frequency hopping systems in the 5725-5850 MHz band: 1 watt. For all other frequency hopping systems in the 2400-2483.5 MHz band: 0.125 watts.

9.3. Test Procedure

- (1).The EUT was placed on a 0.8m high table in the chamber and turned on in continuously transmitting mode.
- (2).The maximum fundamental emission at 3m distance was measured with 2MHz RBW (above 20dB bandwidth of device), 3MHz VBW, PK detector, and recorded with receive antenna in both vertical and horizontal by rotating the turntable and by lowering the receive antenna.
- (3).The EUT was then removed and replaced with a substitution antenna in the same position and the substitution antenna must have the same polarization with the receive antenna.
- (4).A signal which have the same frequency obtained in step 2 was fed to the substitution, the receive antenna was raised and lowered to obtain a maximum reading at the test receiver, the level of the signal generator was adjusted until the measured field strength level in step 2 was obtained, recorded the level of the signal generator.
- (5).Repeated step 4 with both antenna polarizations
- (6).The radiated power is equal to the power supplied by the signal generator and corrections due to the gain of the substitution antenna and the cable loss between the signal generator and the substitution antenna.

9.4. Test Results

EUT: Rock Band Wireless Fender Stratocaster Guitar Controller for Xbox 360		
M/N: 98561(RB3)		
Test date:2010-06-29	Pressure:100.6 kpa	Humidity:53%
Tested by:Paul Tian	Test site: RF site	Temperature:25 °C

Frequency (MHz)	Test Antenna polarization	Maximum field strength (dBuV/m)	SG Level (dBm)	Cable loss (dB)	Antenna Gain (dBi)	Result (dBm)
2402	H	100.45	2.61	5.75	8.90	5.76
	V	96.11	-1.81	5.75	8.90	1.34
2442	H	100.34	2.42	5.77	8.91	5.56
	V	95.36	-1.87	5.77	8.91	1.27
2482	H	100.78	3.39	5.78	8.94	6.55
	V	95.01	-2.16	5.78	8.94	1.00
Note: Result = SG level –Cable loss + Antenna Gain						
Limit: 21dBm						
Conclusion: PASS						

10.BAND EDGE COMPLIANCE TEST

10.1.Test Equipment

Item	Equipment	Manufacturer	Model No.	Serial No.	Last Cal.	Cal. Interval
1.	Spectrum Analyzer	Agilent	E4446A	US44300459	May.08,10	1 Year
2.	Horn Antenna	EMCO	3115	9607-4877	Nov.25, 09	1.5 Year
3.	Amplifier	Agilent	8449B	3008A02495	May.08, 10	1 Year
4.	RF Cable	Hubersuhner	SUCOFLEX102	28620/2	May.08,10	1 Year
5.	RF Cable	Hubersuhner	SUCOFLEX102	28618/2	May.08,10	1 Year
6.	RF Cable	Hubersuhner	SUCOFLEX102	28610/2	May.08,10	1 Year

10.2.Limit

All the lower and upper band-edges emissions appearing within 2310MHz to 2390MHz and 2483.5MHz to 2500MHz restricted frequency bands shall not exceed the limits shown in 15.209, all the other emissions outside operation frequency band 2400MHz to 2483.5MHz shall be at least 20dB below the fundamental emissions, or comply with 15.209 limits.

10.3.Test Produce

For emissions that are up to two bandwidths(1.5MHz) away (2390-2370MHz and 2483.5MHz to 2486.5MHz) from the band-edge use below produce:

1. Choose a spectrum analyzer span that encompasses both the peak of the fundamental emission and the band-edge emission under investigation. Set the analyzer RBW to 100KHz and with a video bandwidth 300KHz. Record the peak levels of the fundamental emission and the relevant band-edge emission, Observe the stored trace and measure the amplitude delta between the peak of the fundamental and the peak of the band-edge emission. This is not a field strength measurement, it is only a relative measurement to determine the amount by which the emission drops at the band edge relative to the highest fundamental emission level.
2. Subtract the delta measured in step (1) from the maximum field strengths measured in clause 4 .The resultant field strengths are then used to determine band-edge compliance as required by Section 15.205

For emissions above two bandwidths away from the band-edge use below produce:

1. The EUT is placed on a turntable, which is 0.8m above the ground plane and worked at highest radiated power.
2. The turntable was rotated for 360 degrees to determine the position of maximum emission level.
3. EUT is set 3m away from the receiving antenna, which is varied from 1m to 4m to find out the highest emission.
4. Set the spectrum analyzer in the following setting in order to capture the lower and upperband-edges of the emission:
 - (a) PEAK: RBW=1MHz ;VBW=3MHz, PK detector, Sweep=AUTO
 - (b)This device is pulse modulated, a duty cycle factor was used to calculate average level based measured peak level.

10.4. Test Results

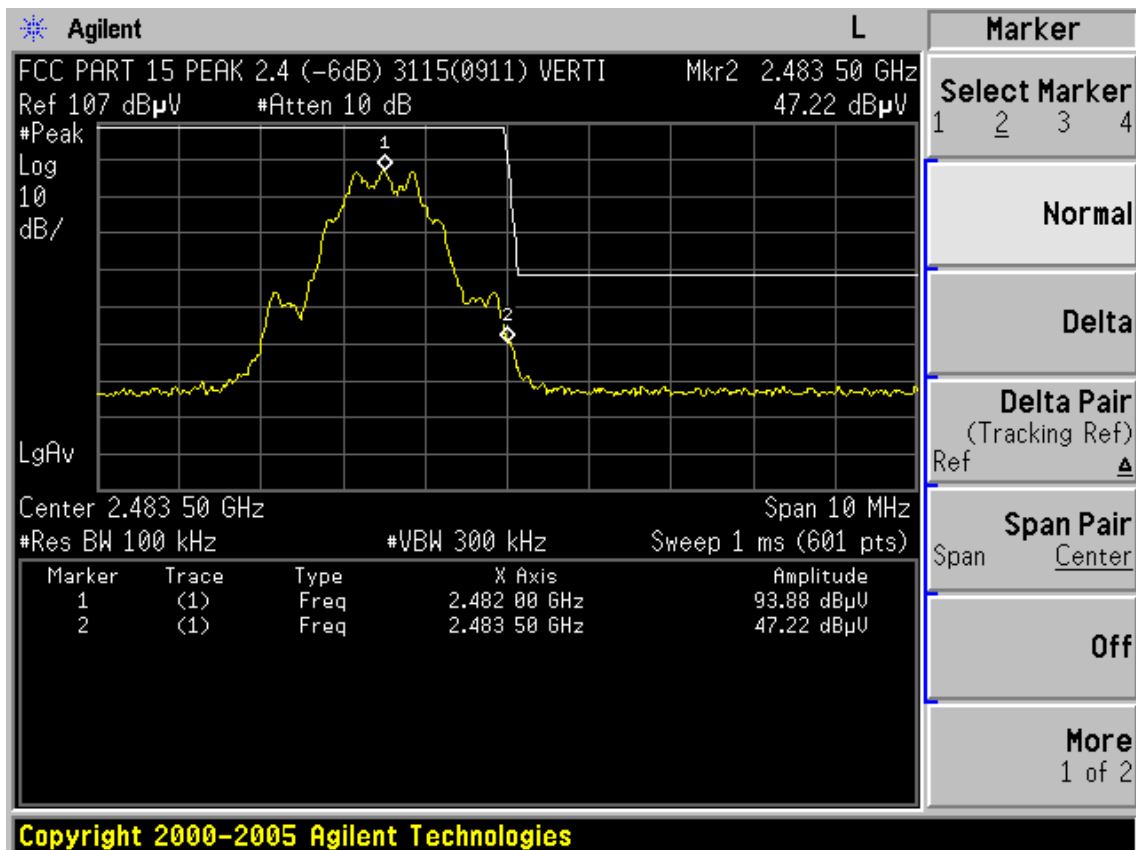
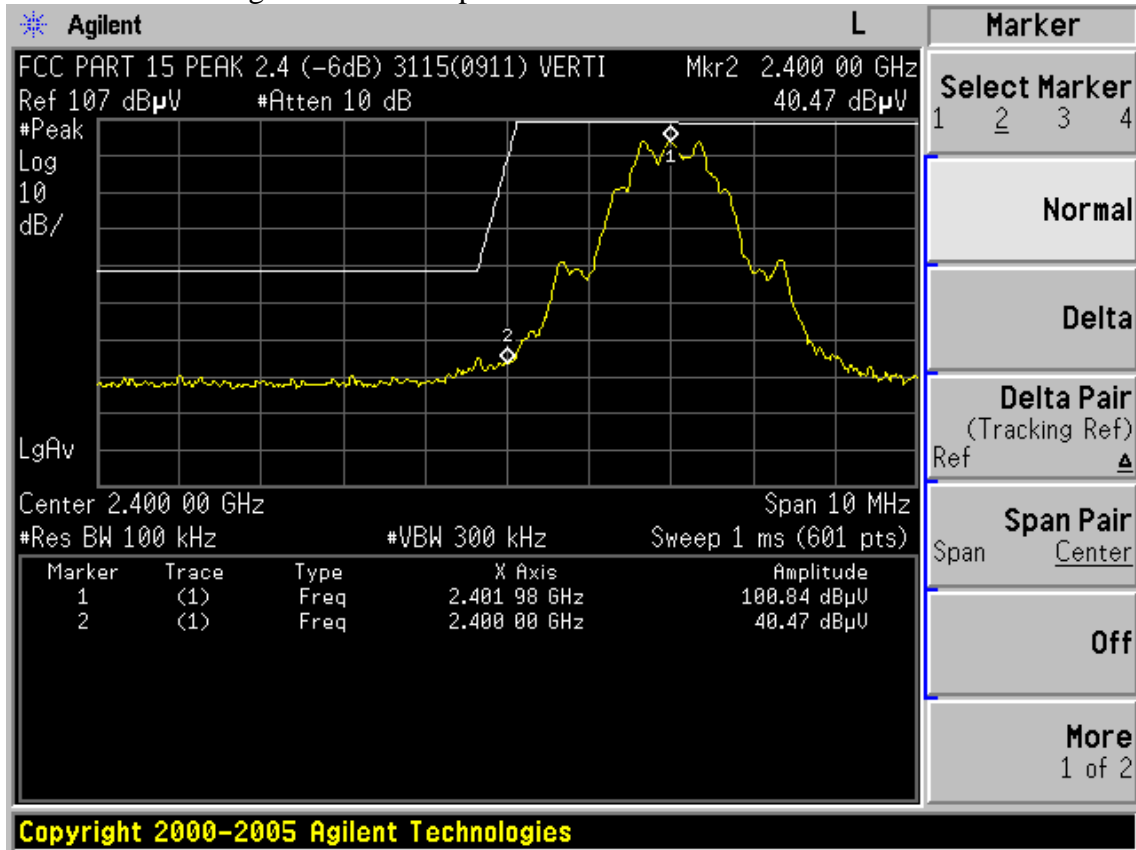
Pass (The testing data was attached in the next pages.)

Note: If the PK measured levels comply with average limit, then the average level were deemed to comply with average limit.

Emissions in two bandwidths away from the band-edge

CH	Frequency (MHz)	Maximum PK Fundamental level (dBuV/m)	Marker delta (dB) (Note2)	band edge level (dBuV/m)	PK Limit (dBuV/m)	Result
Low 2402MHz	2390	99.85	60.37	39.48	74	PASS
High 2482MHz	2483.5	99.92	46.66	53.26	74	PASS
Note 1: The data comes from next page marker delta test result.						

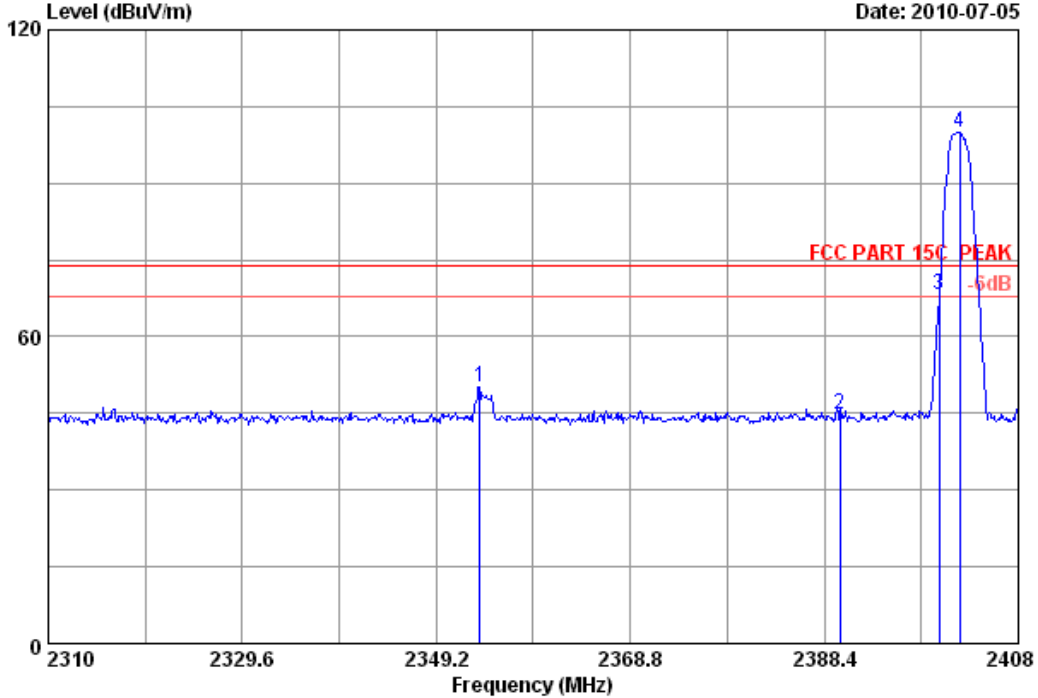
Band edge marker delta-plot:





No.6 Ke Feng Road,Block 52,
ShenZhen Science & Industry Park
Noutou, ShenZhen, Guangdong, China
Tel:+86-755-26639495-7
Fax:+86-755-26632877
Postcode:518057

Data: 5 File: E:\2010 report data\MMadcatz\ACS10QH161.EM6 (30) Date: 2010-07-05



Site no. : 3m Chamber Data no. : 5
 Dis. / Ant. : 3m 3115(0911) Ant. pol. : HORIZONTAL
 Limit : FCC PART 15C PEAK
 Env. / Ins. : 23°C/54% Engineer : Paul Tian
 EUT : Rock Band Wireless Fender Stratocaster Guitar Controller for Xbox 360
 Power : DC 4.5V
 Test mode : Tx 2402MHz
 M/N : 98561(RB3)

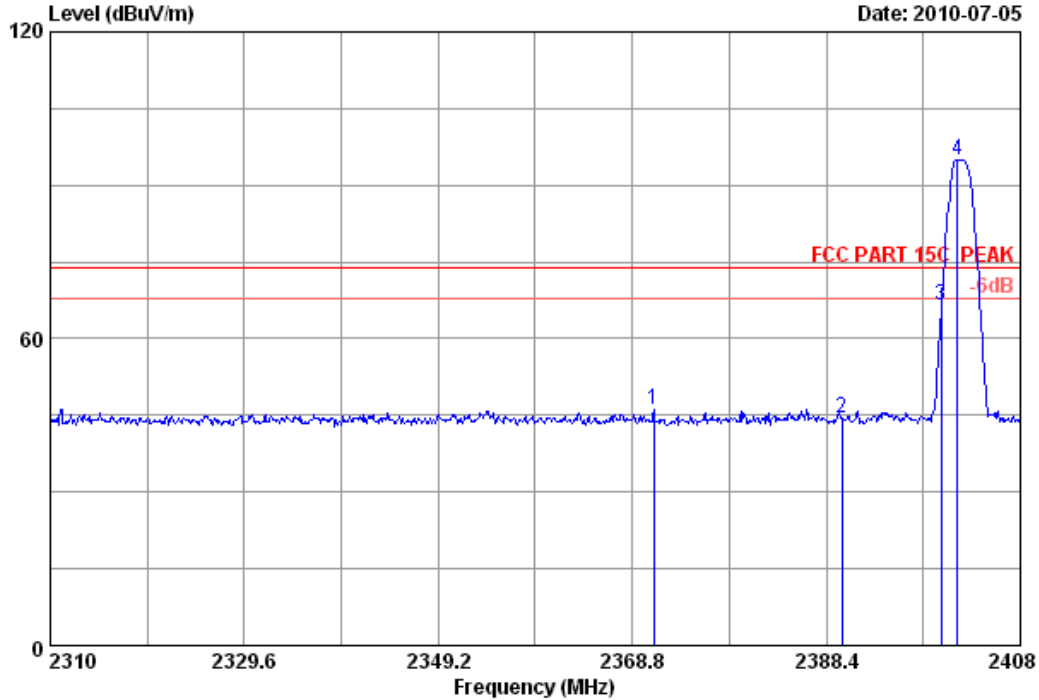
	Freq. (MHz)	Ant. Factor (dB/m)	Cable loss (dB)	Amp. Factor (dB)	Reading (dBuV)	Emission Level (dBuV/m)	Limits (dBuV/m)	Margin (dB)	Remark
1	2353.610	29.42	7.31	36.63	50.11	50.21	74.00	23.79	Peak
2	2390.000	29.44	7.39	36.62	44.53	44.74	74.00	29.26	Peak
3	2400.000	29.44	7.43	36.62	67.93	68.18	74.00	5.82	Peak
4	2402.120	29.44	7.43	36.62	99.60	99.85	74.00	-25.85	Peak

Remarks:
 1. Emission Level= Antenna Factor + Cable Loss -Amp Factor + Reading.
 2. The emission levels that are 20dB below the official limit are not reported.



No.6 Ke Feng Road,Block 52,
ShenZhen Science & Industry Park
Noutou, ShenZhen, Guangdong, China
Tel:+86-755-26639495-7
Fax:+86-755-26632877
Postcode:518057

Data: 6 File: E:\2010 report data\MMadcatz\ACS10QH161.EM6 (30)



Site no. : 3m Chamber Data no. : 6
 Dis. / Ant. : 3m 3115(0911) Ant. pol. : VERTICAL
 Limit : FCC PART 15C PEAK
 Env. / Ins. : 23°C/54% Engineer : Paul Tian
 EUT : Rock Band Wireless Fender Stratocaster Guitar Controller for Xbox 360
 Power : DC 4.5V
 Test mode : Tx 2402MHz
 M/N : 98561(RB3)

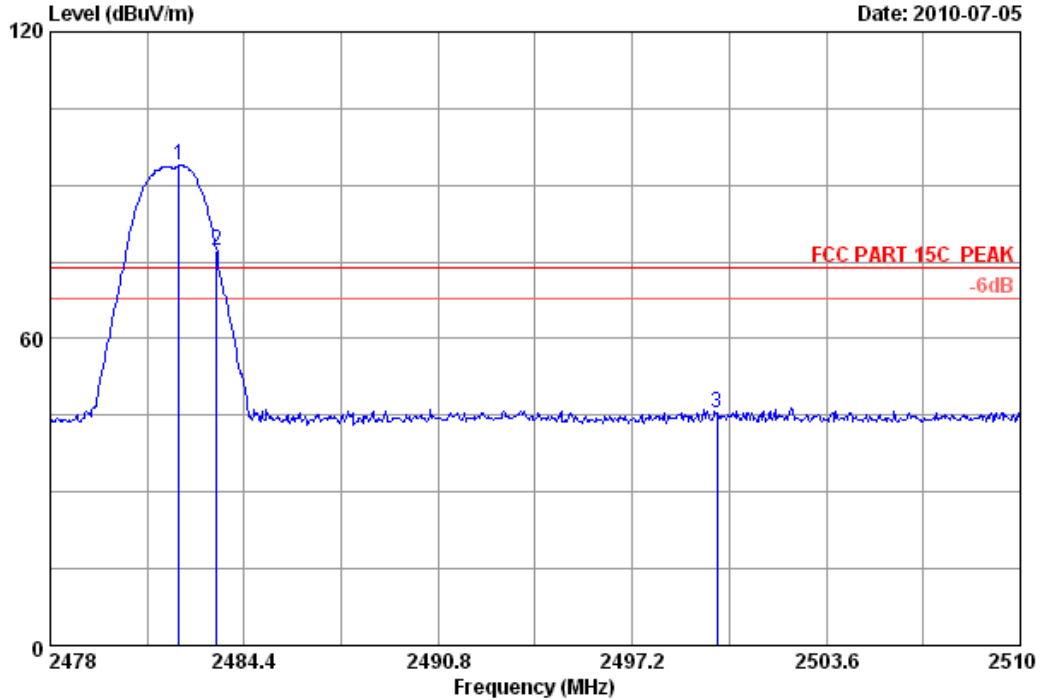
	Freq. (MHz)	Ant. Factor (dB/m)	Cable loss (dB)	Amp. Factor (dB)	Reading (dBuV)	Emission Level (dBuV/m)	Limits (dBuV/m)	Margin (dB)	Remark
1	2370.956	29.43	7.35	36.62	46.09	46.25	74.00	27.75	Peak
2	2390.000	29.44	7.39	36.62	44.23	44.44	74.00	29.56	Peak
3	2400.000	29.44	7.43	36.62	66.25	66.50	74.00	7.50	Peak
4	2401.630	29.44	7.43	36.62	94.66	94.91	74.00	-20.91	Peak

Remarks:
 1. Emission Level= Antenna Factor + Cable Loss -Amp Factor + Reading.
 2. The emission levels that are 20dB below the official limit are not reported.



No.6 Ke Feng Road,Block 52,
ShenZhen Science & Industry Park
Noutou, ShenZhen, Guangdong, China
Tel:+86-755-26639495-7
Fax:+86-755-26632877
Postcode:518057

Data: 15 File: E:\2010 report data\MMadcatz\ACS10QH161.EM6 (30)



Site no. : 3m Chamber Data no. : 15
 Dis. / Ant. : 3m 3115(0911) Ant. pol. : VERTICAL
 Limit : FCC PART 15C PEAK
 Env. / Ins. : 23°C/54% Engineer : Paul Tian
 EUT : Rock Band Wireless Fender Stratocaster Guitar Controller for Xbox 360
 Power : DC 4.5V
 Test mode : Tx 2482MHz
 M/N : 98561(RB3)

	Freq. (MHz)	Ant. Factor (dB/m)	Cable loss (dB)	Amp. Factor (dB)	Reading (dBuV)	Emission Level (dBuV/m)	Limits (dBuV/m)	Margin (dB)	Remark
1	2482.256	29.49	7.58	36.60	93.31	93.78	74.00	-19.78	Peak
2	2483.500	29.49	7.58	36.60	76.70	77.17	74.00	-3.17	Peak
3	2500.000	29.50	7.62	36.60	45.05	45.57	74.00	28.43	Peak

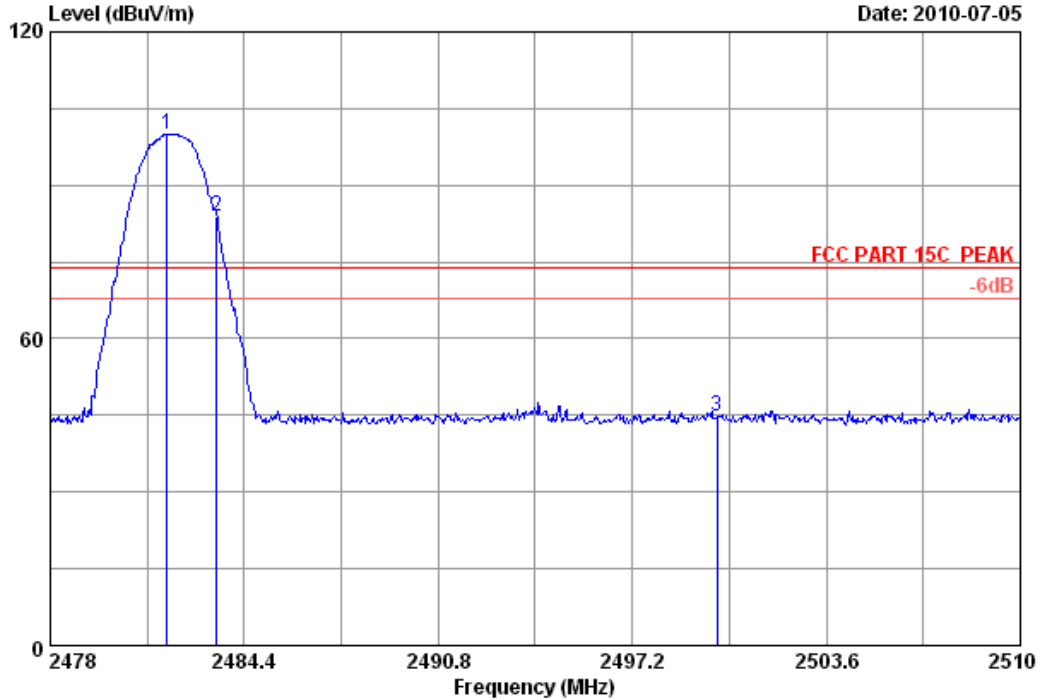
Remarks:

- Emission Level= Antenna Factor + Cable Loss -Amp Factor + Reading.
- The emission levels that are 20dB below the official limit are not reported.



No.6 Ke Feng Road,Block 52,
ShenZhen Science & Industry Park
Noutou, ShenZhen, Guangdong, China
Tel:+86-755-26639495-7
Fax:+86-755-26632877
Postcode:518057

Data: 16 File: E:\2010 report data\MMadcatz\ACS10QH161.EM6 (30)



Site no. : 3m Chamber Data no. : 16
 Dis. / Ant. : 3m 3115(0911) Ant. pol. : HORIZONTAL
 Limit : FCC PART 15C PEAK
 Env. / Ins. : 23°C/54% Engineer : Paul Tian
 EUT : Rock Band Wireless Fender Stratocaster Guitar Controller for Xbox 360
 Power : DC 4.5V
 Test mode : Tx 2482MHz
 M/N : 98561(RB3)

	Freq. (MHz)	Ant. Factor (dB/m)	Cable loss (dB)	Amp. Factor (dB)	Reading (dBuV)	Emission Level (dBuV/m)	Limits (dBuV/m)	Margin (dB)	Remark
1	2481.840	29.49	7.58	36.60	99.45	99.92	74.00	-25.92	Peak
2	2483.500	29.49	7.58	36.60	83.32	83.79	74.00	-9.79	Peak
3	2500.000	29.50	7.62	36.60	44.15	44.67	74.00	29.33	Peak

Remarks:

- Emission Level= Antenna Factor + Cable Loss -Amp Factor + Reading.
- The emission levels that are 20dB below the official limit are not reported.

11.DEVIATION TO TEST SPECIFICATIONS

[NONE]