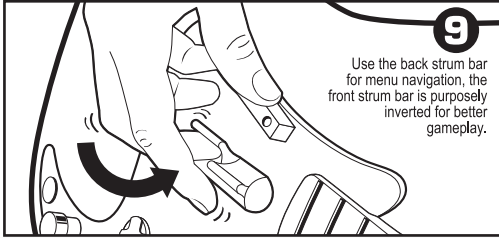



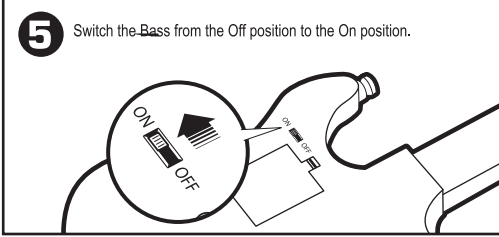
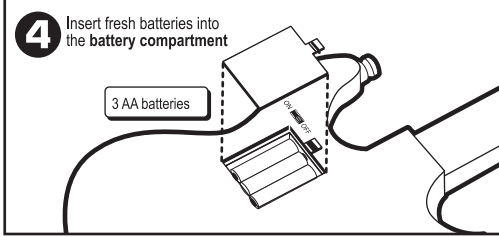


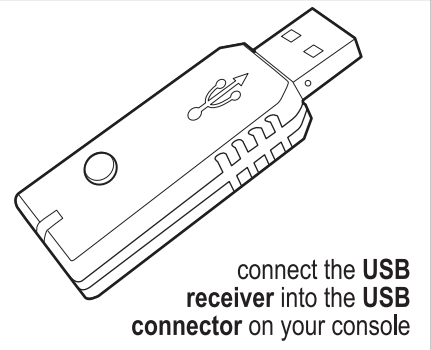
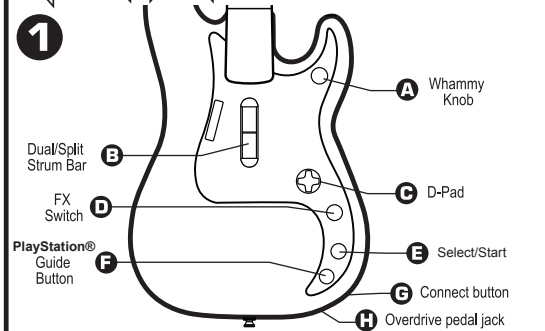


RB2 9766-MUG


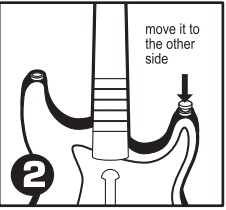
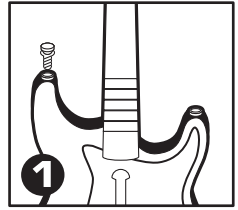


USING YOUR WIRELESS BASS... SECTION 1

Model: American P-Bass



FOR LEFTIES... SECTION 2



ROCK BAND™ WIRELESS FENDER™ PRECISION BASS™ REPLICA (ENGLISH)

Thank you for purchasing the ROCK BAND™ WIRELESS FENDER™ PRECISION BASS™ REPLICA for use with the PlayStation 3 video game system. Be sure to register your product online at www.madcatz.com and check out our full line of other quality video game accessories.

- USING YOUR WHAMMY KNOB**
(Section 1 - Image 8)
- Turn Whammy Knob back and forth quickly for tremolo style
 - Twist Whammy Knob forward slowly for dive bomb effect
 - Release knob and it will auto center back to normal operation

- SYNCING YOUR BASS**
- Insert fresh batteries into the battery compartment
 - To turn on the Bass, press the PlayStation® Guide Button on the front of the Bass
 - Press the Connect button on the front of the PlayStation 3
 - Press the Connect button on the side of the Bass

- USING THE DUAL/SPLIT STRUM BAR**
(Section 1 - Image 9)
- Using two fingers (one on each Strum Bar region) to get all of those fast notes
 - Rest thumb on thumb rest
 - Index finger on region 1 and middle finger on region 2

- FREQUENTLY ASKED QUESTIONS (FAQ)**
- Q: How do I connect the Bass to the console?
A: Make sure your console is powered ON. Hold down the PlayStation® Guide Button on the front of the Bass until the ring lights up. Once the ring is flashing, press and release the Connect Button on the console, then press and release the Connect Button on the Bass.

- Q: Why is the Front Strum Bar inverted in the game's menu?
A: The Front Strum Bar is purposely inverted for better gameplay. Use the Back Strum Bar for menu navigation. If you want to use up-strumming only during gameplay, only use the Back Strum Bar.

- Q: Where is the Whammy Bar on the Bass?
A: The Whammy Bar is replaced with a Whammy Knob. This will be the lower knob closest to the neck of the Bass. Fender Precision Basses don't traditionally have a Whammy Bar.

- Q: Do I need to keep turning the Whammy Knob to get the effect or just hold it in position?
A: For the Whammy Effect, turn Whammy Knob back and forth quickly for "tremolo style" play. Turn slowly for "dive bomb" effect. Release knob and it will "auto center" back into position.

- Q: Do I have to strum both Bars for the game to register a note, or can I use one Strum Bar only and still play?
A: You can use one Strum Bar or both in combination to register the note in-game.

- Q: Will using both Strum Bars give me improved game play?
A: It will let you play quick progressions of notes faster by alternating both.

- Q: How do I activate "Overdrive"?
A: Tilting the Bass to a ninety (90) degree angle or by hitting the "Select" button. You may also use the "Overdrive" pedal accessory (sold separately).

- Q: Can I use this Bass to still play Guitar parts?
A: Yes, this is a fully functioning guitar controller as well.

- Q: Can I use 2 Bases together in the game?
A: Yes, one Bass will be assigned guitar part and the other will be assigned Bass part.

- Q: Is this Bass compatible with Guitar Hero?
A: NO

- Q: How do I remove the "headstock"?
A: Use a small pen or Phillips-head screwdriver to press the unlock button on back of "headstock".

90-DAYS LIMITED WARRANTY

Mad Catz warrants this product to be free from defects in materials and workmanship for the warranty period. This non-transferable, ninety (90) days limited warranty is only to you, the first end-user purchaser. If a defect covered by this warranty occurs AND you've registered your product with Mad Catz AND you provide proof of purchase, Mad Catz, at its option, will repair or replace the product at no charge.

The Mad Catz ninety (90) days limited warranty is available to North American and European customers. Your sole and exclusive remedy is repair or replacement of your Mad Catz product. In no event shall Mad Catz liability exceed the original purchase price of the product. This warranty does not apply to: (a) normal wear and tear or abusive use; (b) industrial, professional or commercial use; (c) if the product has been tampered with or modified.

- To receive warranty service you must:
- North America: call Mad Catz Technical Support at 1.800.659.2287 or 1.619.683.2815
 - Europe: call Mad Catz Technical Support at +44-(0)1908-336530
 - Obtain a Return Authorization Number from Mad Catz Technical Support
 - Ship the product to Mad Catz at your expense for service
 - Enclose a copy of the original sales receipt showing a purchase date
 - Enclose a full return address with daytime and evening phone numbers

TECHNICAL SUPPORT

Online Support and User Guides: www.madcatz.com
E-mail: techsupport@madcatz.com
North American telephone: Available 8 A.M. to 4 P.M. Pacific Standard Time, Monday through Friday (excluding holidays) at 1.800.659.2287 (US only) or 1.619.683.2815 (outside US).

E-mail: europaehotline@madcatz.com
European telephone: Available 9 A.M. to 5 P.M. Greenwich Mean Time, Monday through Friday (excluding bank holidays) at +44-(0)1908-336530

IMPORTANT! Before using the PlayStation 3 with this product, read the PlayStation 3 instruction manual for safety, health, and other information regarding the use of the PlayStation 3.

- CAUTIONS**
- Use this unit only as intended.
 - To prevent fire or shock hazard, do not expose this unit to rain or moisture. Do not use within 30' of any water such as swimming pools, bathtubs, or sinks.
 - To avoid electrical shock, do not disassemble. Refer servicing to qualified personnel only.
 - Never push objects of any kind, other than authorized items, into the product as they may touch dangerous voltage points or short out parts that could result in fire or electrical shock.
 - Stop using this unit immediately if you begin to feel tired or if you experience discomfort or pain in your hands and/or arms while operating the unit. If the condition persists, consult a doctor.
 - Do not attempt to operate the unit in any way except with your hands. Do not bring the unit in contact with your head, face, or near the bones of any other part of your body.
 - Avoid prolonged use of this unit. Take breaks every 30 minutes.
 - This product contains small parts that may cause choking if swallowed. Not intended for use by children under 3 years of age.

SEIZURES

Some individuals may have seizures or black outs triggered by the flashing lights on television or in video games, even if they have never before had a seizure. Anyone who has had a seizure, loss of awareness, or other symptom linked to an epileptic condition should consult a doctor before playing a video game. Parents should be aware when their children play video games and observe them regularly. Stop playing and consult a doctor if you or your child have any of the following symptoms:

- Convulsions
Loss of Awareness
Involuntary Movements
Eye or Muscle Twitching
Altered Vision
Disorientation

- When playing video games:
1. Sit or stand as far from the screen as possible.
 2. Play video games on the smallest available screen.
 3. Do not play if you are tired or need rest.
 4. Play in a well-lighted room.
 5. Take a 15 minute break every hour.

REPETITIVE MOTION INJURIES
Playing video games (and the repetitive motion involved) can make your muscles, joints or skin hurt. Playing video games in moderation can help avoid such damage. Also, take a 10 to 15 minute break every hour, even if you don't think you need it. If your hands, wrists or arms begin to hurt or feel sore or tired, stop playing and rest them for several hours before playing again. If pain and soreness continues, stop playing and consult a doctor.

FCC Part 15 section 15.105
FCC NOTE: This equipment has been tested and found to comply with the limits for a Class B digital device, pursuant to Part 15 of the FCC rules. These limits are designed to provide reasonable protection against harmful interference in a residential installation. This equipment generates, uses, and can radiate radio frequency energy and, if not installed and used in accordance with the instructions, may cause harmful interference to radio communications. However, there is no guarantee that interference will not occur in a particular installation. If this equipment does cause harmful interference to radio or television reception, which can be determined by turning the equipment off and on, the user is encouraged to try to correct the interference by one or more of the following measures:

- Reorient or relocate the receiving antenna.
- Increase the separation between the equipment and receiver.
- Connect the equipment into an outlet on a circuit different from that to which the receiver is connected.
- Consult the dealer or an experienced radio/TV technician for help.

Declaration of Conformity:
Trade Name: Rock Band™ Wireless Fender™ Precision Bass™ Replica
Model Number: 9766

This device complies with Part 15 of the FCC Rules. Operation is subject to the following two conditions: (1) This device may not cause harmful interference, and (2) this device must accept any interference received, including interference that may cause undesired operation.

This Class B digital apparatus complies with Canadian ICES-003.
Cet appareil numérique de la classe B est conforme à la norme NMB-003 du Canada.

©2009 Harmonix Music Systems, Inc. All Rights Reserved. Harmonix, Rock Band and all related titles and logos are trademarks of Harmonix Music Systems, Inc., an MTV Networks company.
www.rockband.com

©2009 Fender Musical Instruments Corporation. FENDER™, PRECISION BASS™ and the distinctive headstock and body designs commonly found on the PRECISION BASS guitar are the trademarks of Fender Musical Instruments Corporation. All rights reserved.

©2009 Mad Catz, Inc. 7480 Mission Valley Road, Suite 101, San Diego, CA 92108 U.S.A. Mad Catz and the Mad Catz logo are trademarks or registered trademarks of Mad Catz, Inc., its subsidiaries and affiliates. This product is manufactured under license from Sony Corporation. PlayStation 3, PlayStation logos are trademarks of the Sony group of companies and are used under license from Sony, Made in China. Printed in Hong Kong. All rights reserved. Product features, appearance and specifications may be subject to change without notice. Please retain this information for future reference.

Questions? Visit our web site at www.madcatz.com or call 1.800.659.2287 (USA only) or 1.619.683.2815.

Any changes or modifications not expressly approved by the party responsible for compliance could void the user's authority to operate the equipment.

Product No. 9766 03/09
RB2 9766

