

APPLICATION FOR CERTIFICATION

On Behalf of

Mad Catz, Inc.

EUT Description	Model Number
PS3 Wireless Stratocaster guitar controller	9756
PS3 Wireless American P-Bass guitar controller	9766

FCC ID: P25G0MC9766H3008R

Prepared for : Mad Catz, Inc.  
7480 Mission Valley Road, Suite 101, San Diego,  
California, 92108

Prepared By : Audix Technology (Shenzhen) Co., Ltd.  
No. 6, Ke Feng Rd., 52 Block,  
Shenzhen Science & Industrial Park,  
Nantou, Shenzhen, Guangdong, China

Tel: (0755) 26639496

Report Number : ACS-F08390  
Date of Test : Jul.28~Sep.10, 2008  
Date of Report : Sep.11, 2008

## TABLE OF CONTENTS

Description	Page
<b>1. SUMMARY OF STANDARDS AND RESULTS .....</b>	<b>1-1</b>
1.1. Description of Standards and Results.....	1-1
<b>2. GENERAL INFORMATION .....</b>	<b>2-1</b>
2.1. Description of Device (EUT) .....	2-1
2.2. Tested Supporting System Details .....	2-1
2.3. Test Facility.....	2-2
2.4. Test Uncertainty .....	2-2
<b>3. POWER LINE CONDUCTED EMISSION TEST.....</b>	<b>3-1</b>
3.1. Test Equipments.....	3-1
3.2. Block Diagram of Test Setup.....	3-1
3.3. Power Line Conducted Emission Test Limits .....	3-1
3.4. Configuration of EUT on Test .....	3-1
3.5. Operating Condition of EUT.....	3-2
3.6. Test Procedure.....	3-2
3.7. Power Line Conducted Emission Test Results.....	3-2
<b>4. RADIATED EMISSION TEST .....</b>	<b>4-1</b>
4.1. Test Equipment .....	4-1
4.2. Block Diagram of Test Setup.....	4-1
4.3. Radiated Emission Limit Standard: FCC 15.249 .....	4-2
4.4. EUT Configuration on Test.....	4-2
4.5. Operating Condition of EUT.....	4-3
4.6. Test Procedure.....	4-3
4.7. Radiated Emission Test Results .....	4-3
4.8. Duty Cycle .....	4-12
<b>5. BAND EDGE COMPLIANCE TEST .....</b>	<b>5-13</b>
5.1. Test Equipment .....	5-13
5.2. Limit.....	5-13
5.3. Test Produce .....	5-13
5.4. Test Results .....	5-13
<b>6. 20DB BANDWIDTH TEST .....</b>	<b>6-1</b>
6.1. Test Equipment .....	6-1
6.2. Test Information .....	6-1
6.3. Test Results .....	6-1
<b>7. DEVIATION TO TEST SPECIFICATIONS .....</b>	<b>7-1</b>
<b>8. PHOTOGRAPH OF TEST .....</b>	<b>8-1</b>
8.1. Photos of Power Line Conducted Emission Test .....	8-1
8.2. Photos of Radiated Emission Test (In Anechoic Chamber).....	8-2

## TEST REPORT CERTIFICATION

Applicant : Mad Catz, Inc.

EUT Description &  
MODEL NO.

EUT Description	Model Number
PS3 Wireless Stratocaster guitar controller	9756
PS3 Wireless American P-Bass guitar controller	9766

FCC ID : P25G0MC9766H3008R

POWER SUPPLY : DC 5V

TEST VOLTAGE : DC 5V From PS3 AC 120V/60Hz

Test Procedure Used:

FCC Rules and Regulations Part 15 Subpart C 2007

The device described above is tested by Audix Technology (Shenzhen) Co., Ltd. to determine the maximum emission levels emanating from the device. The maximum emission levels are compared to the FCC Part 15 Subpart C limits for radiated and conducted emissions.

The test results are contained in this test report and Audix Technology (Shenzhen) Co., Ltd. is assumed full responsibility for the accuracy and completeness of tests. Also, this report shows that EUT is technically compliant with FCC requirements.

This report applies to above tested sample only. This report shall not be reproduced in part without written approval of Audix Technology (Shenzhen) Co., Ltd.

Date of Test :

Jul.28~ Sep.10, 2008

Prepared by :

YoYo Wang

YoYo Wang / Assistant

Reviewer :

Jamy Yu

Jamy Yu / Senior Engineer

Approved &amp; Authorized Signer :

	信華科技(深圳)有限公司 Audix Technology (Shenzhen) Co., Ltd. EMC 部門報告專用章 Stamp only for EMC Dept. Report Signature: <u>Ken Lu</u> 19/9/08
---	---

Ken Lu / Deputy Manager

# 1. SUMMARY OF STANDARDS AND RESULTS

## 1.1. Description of Standards and Results

The EUT have been tested according to the applicable standards as referenced below.

EMISSION		
Description of Test Item	Standard	Results
Power Line Conducted Emission Test	FCC Part 15C: 15.207 ANSI C63.4-2003	PASS
Radiated Emission Test	FCC Part 15C: 15.209 ANSI C63.4-2003	PASS
Band Edge Compliance Test	FCC Part 15: 15.249	PASS
20dB Bandwidth Test	FCC Part 15: 15.215	PASS

## 2. GENERAL INFORMATION

### 2.1. Description of Device (EUT)

EUT Description & Model Number	EUT Description	Model Number
	PS3 Wireless Stratocaster guitar controller	9756
	PS3 Wireless American P-Bass guitar controller	9766

The size and appearance are different only.  
Test Model No.: 9766

FCC ID	:	P25G0MC9766H3008R
Operation frequency	:	2410MHz~2469MHz
Power Supply	:	DC 5V From PS3 (The supply voltage was varied between 85% and 115% of the nominal rated (120V/60Hz) supply voltage. And all the emissions include fundamental emissions had no change. So only the nominal power supply test data were recorded.)
Applicant	:	Mad Catz, Inc. 7480 Mission Valley Road, Suite 101, San Diego, California, 92108
Date of Test	:	Jul.28~Sep.10, 2008
Date of Receipt	:	Jul.26, 2008
Sample Type	:	Prototype production

Note: This EUT has two parts, one is guitar, the other one is dongle. We test “dongle” in this report.

### 2.2. Tested Supporting System Details

#### 2.2.1.TV

EMC CODE	:	ACS-EMC-TV01T
M/N	:	1419A
Manufacturer	:	TCL
Power cord	:	Unshielded,Undetachabled, 1.8m

#### 2.2.2.PS3

Manufacturer	:	SONY
M/N	:	CECHC04

### 2.3. Test Facility

#### Site Description

- Name of Firm : Audix Technology (Shenzhen) Co., Ltd.  
No. 6, Ke Feng Rd., 52 Block, Shenzhen Science & Industrial Park, Nantou, Shenzhen, Guangdong, China
- 3m Anechoic Chamber : Jun. 13, 2006 File on Federal Communication Commission  
Registration Number: 90454
- 3m & 10m Anechoic Chamber : Jan. 31, 2007 File on Federal Communication Commission  
Registration Number: 794232
- EMC Lab. : Accredited by DATech, German  
Registration Number: DAT-P-091/99-01  
Dec. 20, 2007
- Accredited by NVLAP, USA  
NVLAP Code: 200372-0  
Apr.01, 2008

### 2.4. Test Uncertainty

No.	Item	MU	Remark
1.	Uncertainty for Conducted Emission Test	2.02dB	
2.	Uncertainty for Radiation Emission test in 3m chamber	3.44 dB	Polarize: V
		3.96 dB	Polarize: H
3.	Uncertainty for Radiation Emission test in 10m chamber	3.46 dB	Distance: 10m Polarize: V
		3.82 dB	Distance: 10m Polarize: H
		3.64 dB	Distance: 3m Polarize: V
		4.02 dB	Distance: 3m Polarize: H

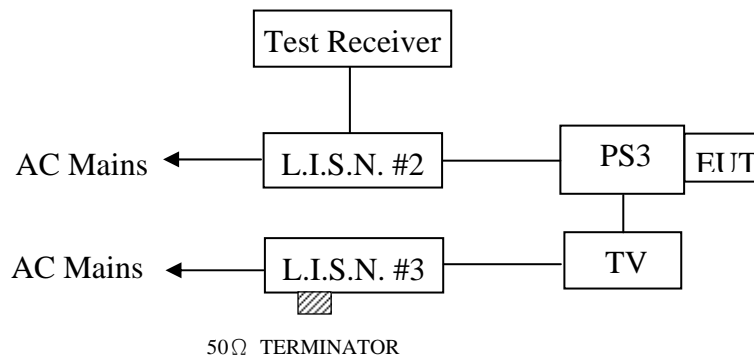
### 3. POWER LINE CONDUCTED EMISSION TEST

#### 3.1. Test Equipments

Item	Equipment	Manufacturer	Model No.	Serial No.	Last Cal.	Cal. Interval
1.	Test Receiver	Rohde & Schwarz	ESHS10	844077/020	Mar.07, 08	1 Year
2.	L.I.S.N.#2	Kyoritsu	KNW-407	8-1636-1	May 10,08	1 Year
3.	L.I.S.N.#3	EMCO	3825/2	9006-1660	May 10,08	1 Year
4.	Terminator	Hubersuhner	50Ω	No. 1	May 10,08	1 Year
5.	RF Cable	Fujikura	3D-2W	LISN Cable 1#	Jul.08, 08	1/2 Year
6.	Coaxial Switch	Anritsu	MP59B	M55367	Jul.08, 08	1/2 Year
7.	Pulse Limiter	Rohde & Schwarz	ESH3-Z2	100340	Jul.08, 08	1/2 Year

#### 3.2. Block Diagram of Test Setup

##### 3.2.1. Block diagram of connection between the EUT and simulators



*(EUT: PS3 Wireless American P-Bass guitar controller)*

#### 3.3. Power Line Conducted Emission Test Limits

Frequency	Maximum RF Line Voltage	
	Quasi-Peak Level dB(μV)	Average Level dB(μV)
150kHz ~ 500kHz	66 ~ 56*	56 ~ 46*
500kHz ~ 5MHz	56	46
5MHz ~ 30MHz	60	50

Notes: 1. \* Decreasing linearly with logarithm of frequency.

2. The lower limit shall apply at the transition frequencies.

#### 3.4. Configuration of EUT on Test

The following equipment are installed on Power Line Conducted Emission Test to meet the commission requirement and operating regulations in a manner which tends to maximize its emission characteristics in a normal application.

##### 3.4.1. PS3 Wireless American P-Bass guitar controller (EUT)

Model Number : 9766

Serial Number : N/A

##### 3.4.2. Support Equipment: As Tested Supporting System Detail, in Section 2.2..

### 3.5. Operating Condition of EUT

3.5.1. Setup the EUT as shown in Section 3.2..

3.5.2. Let the EUT work in test modes (TX Mode) and test it.

### 3.6. Test Procedure

The EUT was placed on a non-metallic table, 80cm above the ground plane. The EUT Power Via PS3 connected to the power mains through a line impedance stabilization network (L.I.S.N. 2#). This provides a 50 ohm coupling impedance for the EUT (Please refer the block diagram of the test setup and photographs). The other peripheral devices power cord connected to the power mains through a line impedance stabilization network (L.I.S.N.#3). Power on the PS3 and let it work normally, we use a test software, let EUT working in test mode, then test it. Both sides of AC line are checked to find out the maximum conducted emission. In order to find the maximum emission levels, the relative positions of equipment and all of the interface cables shall be changed according to ANSI C63.4: 2003 on Conducted Emission Test.

The bandwidth of test receiver (R & S ESHS10) is set at 10kHz.

The frequency range from 150kHz to 30MHz is checked.

The test result are reported on Section 3.7.

### 3.7. Power Line Conducted Emission Test Results

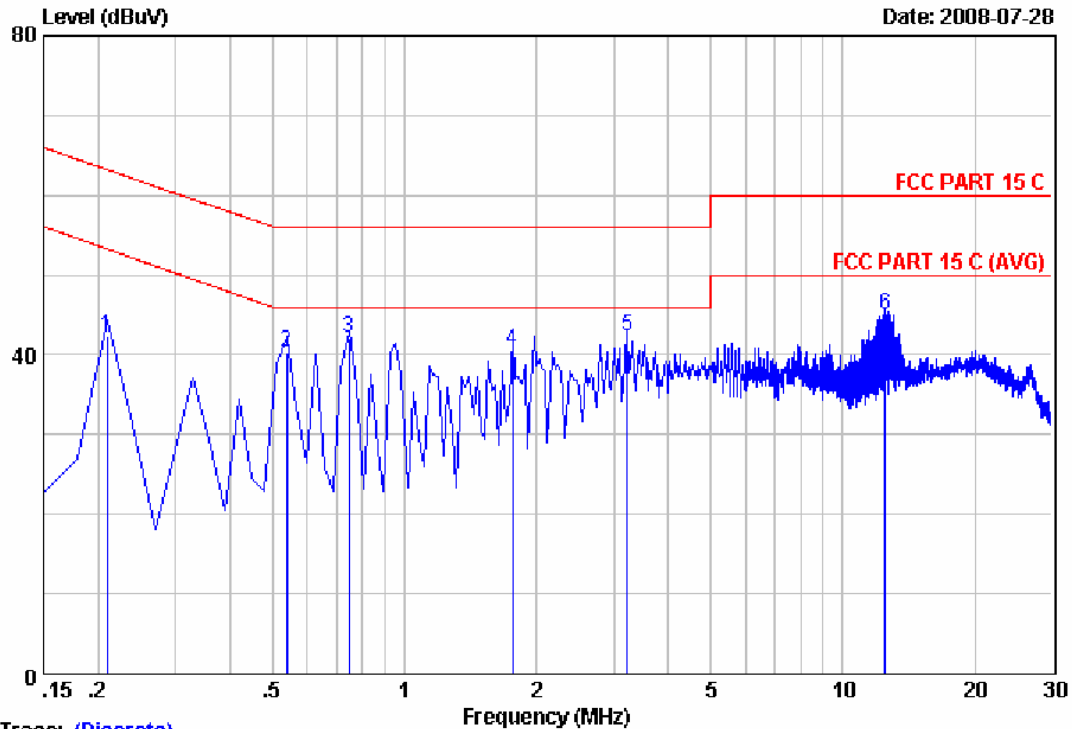
**PASS.** (All emissions not reported below are too low against the prescribed limits.)





NO.6 Ke Feng Road,Block 52,  
Shenzhen Science&Industry Park  
Nantou, Shenzhen,Guang dong, China.  
Tel:+86-755-26639495  
Fax:+86-755-26632877  
Postcode:518057

Data: 3 File: D:\emc 002\DATA\2008 Report\MMAD CATZ\ACS8QH141.EMI (4)



Trace: (Discrete)  
 Site no :Audix No.1 Conduction Data no :3  
 Dis./Ant. :-- KNW407 1# VA LISN phase:  
 Limit :FCC PART 15 C  
 Env./Ins. :29.5°C/55% ESHS 10 Engineer :Power  
 EUT :PS3 Wireless American P-Bass guitar controller  
 Power Rating :DC 5V from PS3 AC 120V/60Hz  
 Test Mode :Tx Mode  
 M/N:9766

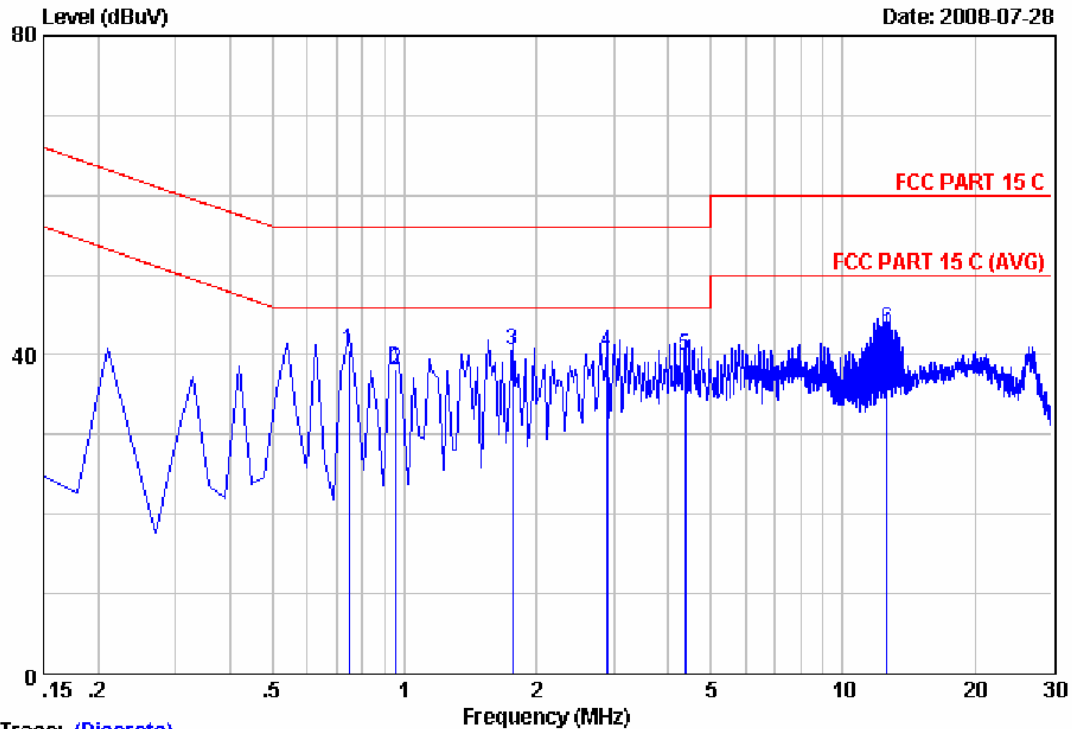
No	Freq (MHz)	LISN Factor (dB)	Cable Loss (dB)	Reading (dBuV)	Emission Level (dBuV)	Limits (dBuV)	Margin (dB)	Remark
1	0.21	0.29	10.15	31.93	42.37	63.22	20.85	QP
2	0.54	0.20	10.14	29.99	40.33	56.00	15.67	QP
3	0.75	0.18	10.14	31.71	42.03	56.00	13.97	QP
4	1.76	0.10	10.15	30.21	40.46	56.00	15.54	QP
5	3.22	0.10	10.17	32.05	42.32	56.00	13.68	QP
6	12.51	0.26	10.27	34.41	44.94	60.00	15.06	QP

Remarks: 1.Emission Level=LISN Factor+Cable Loss+Reading.  
 2.If the average limit is met when using a quasi-peak detector, the EUT shall be deemed to meet both limits and measurement with average detector is unnecessary.



NO.6 Ke Feng Road,Block 52,  
Shenzhen Science&Industry Park  
Nantou, Shenzhen,Guang dong, China.  
Tel:+86-755-26639495  
Fax:+86-755-26632877  
Postcode:518057

Data: 4 File: D:\emc 002\DATA\2008 Report\MMAD CATZ\ACS8QH141.EMI (4)



Trace: (Discrete)  
 Site no :Audix No.1 Conduction Data no :4  
 Dis./Ant. :-- KNW407 1# VB LISN phase:  
 Limit :FCC PART 15 C  
 Env./Ins. :29.5°C/55% ESHS 10 Engineer :Power  
 EUT :PS3 Wireless American P-Bass guitar controller  
 Power Rating :DC 5V from PS3 AC 120V/60Hz  
 Test Mode :Tx Mode  
 M/N:9766

No	Freq (MHz)	LISN Factor (dB)	Cable Loss (dB)	Reading (dBuV)	Emission Level (dBuV)	Limits (dBuV)	Margin (dB)	Remark
1	0.75	0.10	10.14	30.33	40.57	56.00	15.43	QP
2	0.96	0.10	10.15	27.78	38.03	56.00	17.97	QP
3	1.76	0.04	10.15	30.35	40.54	56.00	15.46	QP
4	2.90	0.03	10.17	30.10	40.30	56.00	15.70	QP
5	4.36	0.04	10.18	29.66	39.88	56.00	16.12	QP
6	12.60	0.19	10.27	32.70	43.16	60.00	16.84	QP

Remarks: 1.Emission Level=LISN Factor+Cable Loss+Reading.  
 2.If the average limit is met when using a quasi-peak detector, the EUT shall be deemed to meet both limits and measurement with average detector is unnecessary.

## 4. RADIATED EMISSION TEST

### 4.1. Test Equipment

Frequency rang: 30~1000MHz

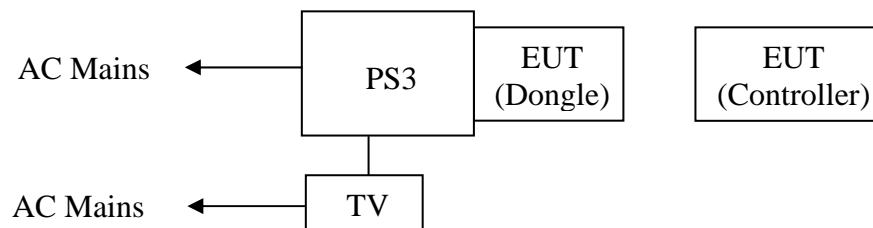
Item	Equipment	Manufacturer	Model No.	Serial No.	Last Cal.	Cal. Interval
1.	3#Chamber	AUDIX	N/A	N/A	Jun.09, 08	1/2 Year
2.	EMI Spectrum	Agilent	E7403A	MY42000106	May 10, 08	1 Year
3.	Test Receiver	Rohde & Schwarz	ESVS20	830350/005	May 10, 08	1 Year
4.	Amplifier	HP	8447D	2648A04738	Jul.08.08	1/2 Year
5.	Bilog Antenna	Schaffner	CBL6112D	25237	Feb.21, 08	1 Year
6.	RF Cable	JINGCHENG	KLMR400	3# Chamber No.1	Jul.08.08	1/2 Year
7.	RF Cable	JINGCHENG	JB Y400	3# Chamber No.2	Jul.08.08	1/2 Year
8.	RF Cable	JINGCHENG	JB Y400	3# Chamber No.3	Jul.08.08	1/2 Year
9.	RF Cable	JINGCHENG	JB Y400	3# Chamber No.4	Jul.08.08	1/2 Year
10.	Coaxial Switch	Anritsu	MP59B	M73989	Jul.08.08	1/2 Year

Frequency rang: above 1000MHz

Item	Equipment	Manufacturer	Model No.	Serial No.	Last Cal.	Cal. Interval
1.	Spectrum	Agilent	E4446A	MY41440292	May 10, 08	1 Year
2.	Amp	HP	8449B	3008A00863	May 10, 08	1 Year
3.	Antenna	EMCO	3115	9607-4877	May 27, 08	1.5 Year
4.	Antenna	EMCO	3116	00060088	May 28, 07	1.5Year
5.	HF Cable	Hubersuhne	Sucoflex104	-	May 10, 08	1 Year

### 4.2. Block Diagram of Test Setup

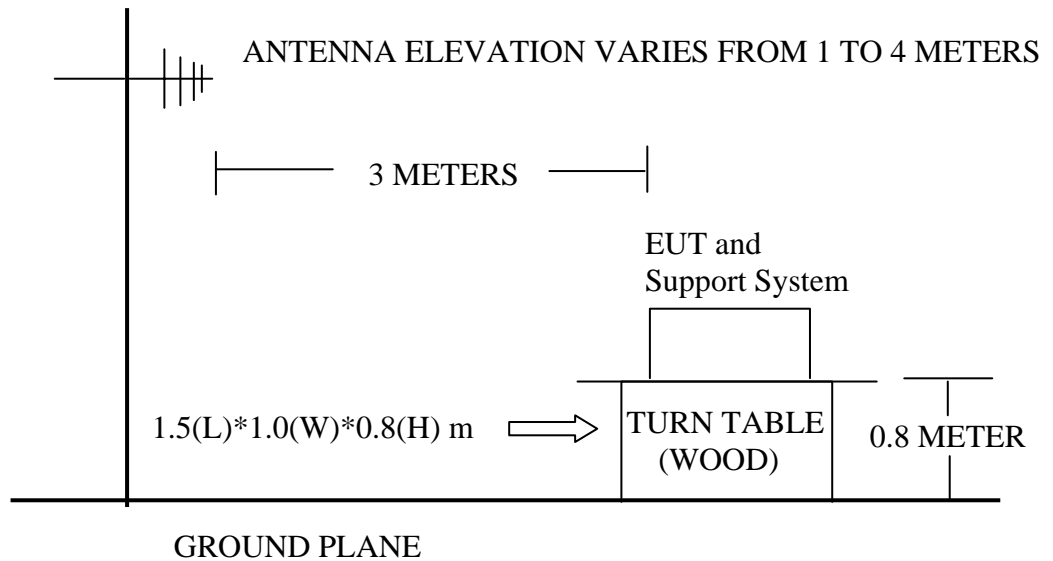
#### 4.2.1. Block Diagram of connection between EUT and simulators



*(EUT: PS3 Wireless American P-Bass guitar controller)*

4.2.2. Anechoic Chamber Setup Diagram

ANTENNA TOWER



4.3. Radiated Emission Limit Standard: FCC 15.249

FREQUENCY MHz	DISTANCE Meters	FIELD STRENGTHS LIMIT	
		$\mu\text{V}/\text{m}$	$\text{dB}(\mu\text{V})/\text{m}$
30 ~ 88	3	100	40.0
88 ~ 216	3	150	43.5
216 ~ 960	3	200	46.0
960 ~ 1000	3	500	54.0
Fundamental frequency 2.4GHz----2.4835GHz :	3	114.0 $\text{dB}(\mu\text{V})/\text{m}$ (Peak) 94.0 $\text{dB}(\mu\text{V})/\text{m}$ (Average)	
Above 1000	3	Other: 74.0 $\text{dB}(\mu\text{V})/\text{m}$ (Peak) 54.0 $\text{dB}(\mu\text{V})/\text{m}$ (Average)	

- Remark :
- (1) Emission level  $\text{dB}\mu\text{V} = 20 \log$  Emission level  $\mu\text{V}/\text{m}$
  - (2) The smaller limit shall apply at the cross point between two frequency bands.
  - (3) Distance is the distance in meters between the measuring instrument, antenna and the closest point of any part of the device or system.

4.4. EUT Configuration on Test

The following equipment are installed on Radiated Emission Test to meet the commission requirements and operating regulations in a manner which tends to maximize its emission characteristics in normal application.

4.4.1. PS3 Wireless American P-Bass guitar controller (EUT)

Model Number : 9766  
Serial Number : N/A

4.4.2. Support Equipment: As Tested Supporting System Detail, in Section 2.2.

## 4.5. Operating Condition of EUT

4.5.1. Setup the EUT as shown in Section 4.2..

4.5.2. Let the EUT work in test modes (TX Mode) and test it.

## 4.6. Test Procedure

The EUT and its simulators are placed on a turn table, which is 0.8 meter high above ground. The turn table can rotate 360 degrees to determine the position of the maximum emission level. The EUT is set 3 meters away from the receiving antenna, which is mounted on a antenna tower. The antenna can be moved up and down between 1 meter and 4 meters to find out the maximum emission level. Broadband antenna (calibrated bilog antenna) is used as receiving antenna. Both horizontal and vertical polarization of the antenna is set on Test. In order to find the maximum emission levels, all of the interface cables must be manipulated according to ANSI C63.4-2003 on radiated emission Test.

The bandwidth of the EMI test receiver (R&S ESVS20) is set at 120kHz for frequency range from 30MHz to 1000 MHz.

The bandwidth of the VBW is set at 1MHz and RBW is set at 1MHz for peak emissions measurement above 1GHz

The duty cycle factor was use to calculate Average Level above 1 GHz.

The frequency range from 30MHz to 10<sup>th</sup> harmonic (25GHz) are checked. and no any emissions were found from 18GHz to 25 GHz, So the radiated emissions from 18GHz to 25GHz were not record.

## 4.7. Radiated Emission Test Results

**PASS.**

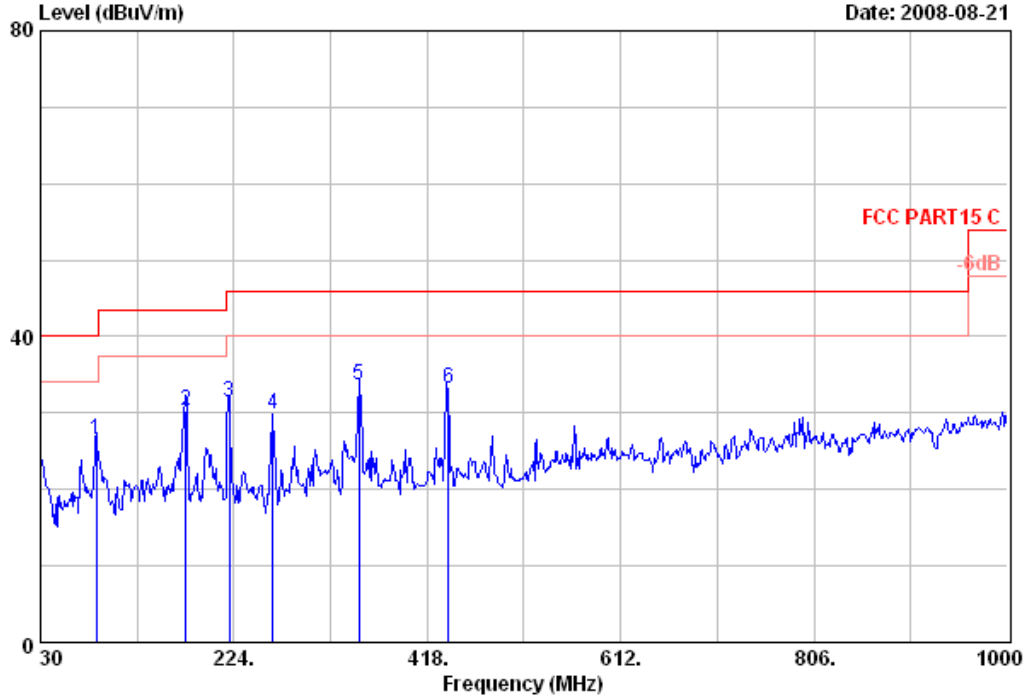
All the PK fundamental emissions comply with average limit, so the average levels are deemed to comply with average limit.



No.6 Ke Feng Road,B1;ck 52,  
 ShenZhen Science & Industry Park  
 Noutou,ShenZhen,GuangDong,China  
 Tel:+86-755-26639495-7  
 Fax:+86-755-26632877  
 Postcode:518057

Data: 36 File: E:\2008 report data\M\mad catz\ACS80H141.EMI (36)

Date: 2008-08-21



Site no. : 3m chamber Data no. : 36  
 Dis. / Ant. : 3m CBL6112D Ant. pol. : HORIZONTAL  
 Limit : FCC PART15 C  
 Env. / Ins. : 24°C/56% ESVS20 Engineer : Power  
 EUT : PS3 Wireless American P-Bass guitar controller  
 Power Rating: DC 5V From PS3 AC 120V/60Hz  
 Test Mode : Tx Mode  
 Memo : M/N:9766 (dongle)

	Ant.		Cable		Emission			
Freq. (MHz)	Factor (dB/m)	Loss (dB)	Reading (dBuV)	Level (dBuV/m)	Limits (dBuV/m)	Margin (dB)	Remark	
1 86.26	8.52	1.20	16.77	26.49	40.00	13.51	QP	
2 175.50	9.55	1.77	18.91	30.23	43.50	13.27	QP	
3 219.15	10.24	1.97	19.18	31.39	46.00	14.61	QP	
4 262.80	14.02	2.12	13.78	29.92	46.00	16.08	QP	
5 349.13	15.16	2.47	15.94	33.57	46.00	12.43	QP	
6 439.34	17.08	2.79	13.36	33.23	46.00	12.77	QP	

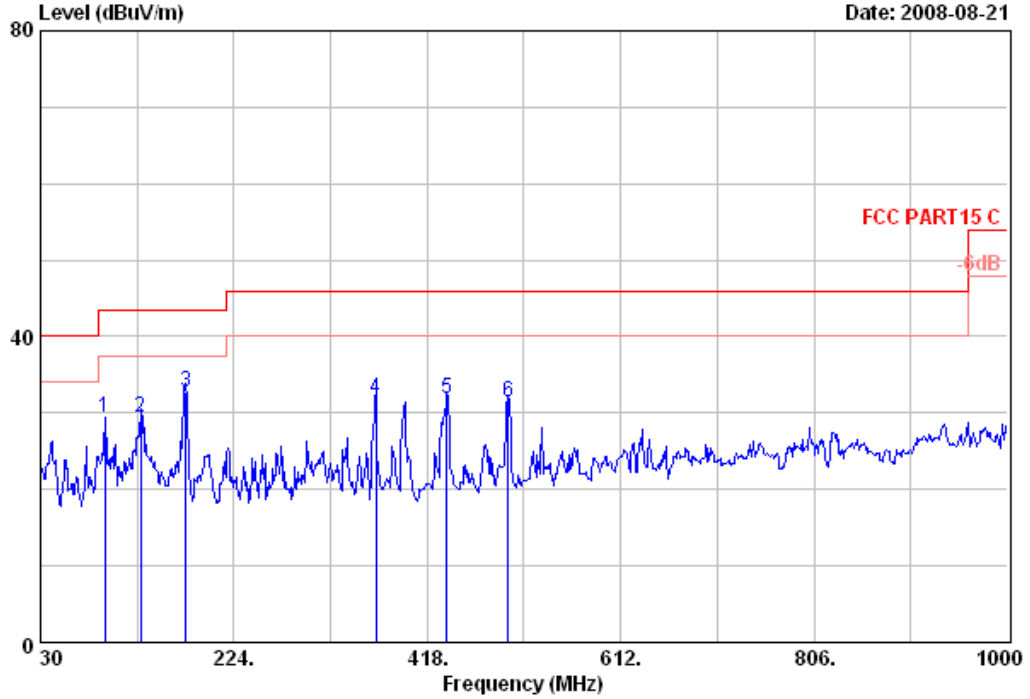
Remarks: 1. Emission Level= Antenna Factor + Cable Loss + Reading.  
 2. The emission levels that are 20dB below the official limit are not reported.



No.6 Ke Feng Road,B1;ck 52,  
ShenZhen Science & Industry Park  
Noutou,ShenZhen,GuangDong,China  
Tel:+86-755-26639495-7  
Fax:+86-755-26632877  
Postcode:518057

Data: 35 File: E:\2008 report data\M\mad catz\ACS80H141.EMI (36)

Date: 2008-08-21



Site no. : 3m chamber Data no. : 35  
Dis. / Ant. : 3m CBL6112D Ant. pol. : VERTICAL  
Limit : FCC PART15 C  
Env. / Ins. : 24°C/56% ESVS20 Engineer : Power  
EUT : PS3 Wireless American P-Bass guitar controller  
Power Rating: DC 5V From PS3 AC 120V/60Hz  
Test Mode : Tx Mode  
Memo : M/N:9766 (dongle)

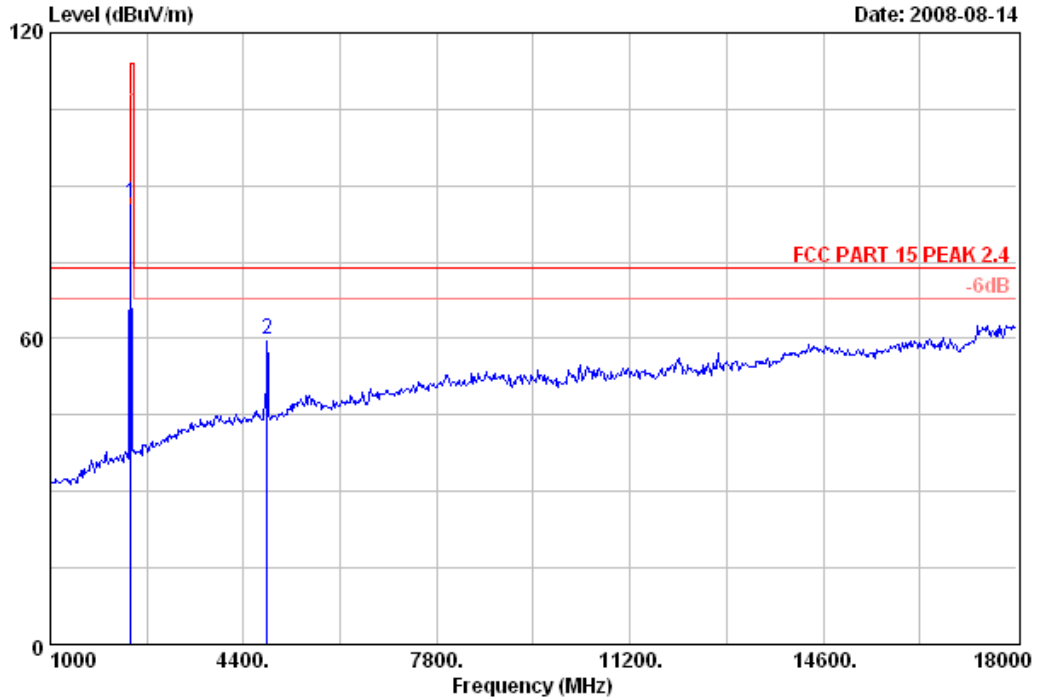
	Freq. (MHz)	Ant. Factor (dB/m)	Cable Loss (dB)	Reading (dBuV)	Emission Level (dBuV/m)	Limits (dBuV/m)	Margin (dB)	Remark
1	94.99	9.70	1.20	18.47	29.37	43.50	14.13	QP
2	130.88	12.06	1.42	15.94	29.42	43.50	14.08	QP
3	175.50	9.55	1.77	21.51	32.83	43.50	10.67	QP
4	366.59	15.43	2.53	14.01	31.97	46.00	14.03	QP
5	437.40	17.04	2.79	11.99	31.82	46.00	14.18	QP
6	499.48	18.10	2.99	10.32	31.41	46.00	14.59	QP

Remarks: 1. Emission Level= Antenna Factor + Cable Loss + Reading.  
2. The emission levels that are 20dB below the official limit are not reported.



No.6 Ke Feng Road,B1:ck 52,  
 ShenZhen Science & Industry Park  
 Noutou,ShenZhen,GuangDong,China  
 Tel:+86-755-26639495-7  
 Fax:+86-755-26632877  
 Postcode:518057

Data: 1 File: E:\2008 report data\Mmad catz\ACS80H141.EMI (28)



Site no. : 3# Chamber Data no. : 1  
 Dis. / Ant. : 3m 3115 FACTOR Ant. pol. : HORIZONTAL  
 Limit : FCC PART 15 PEAK 2.4  
 Env. / Ins. : 23°C/54% Engineer : Power  
 EUT : PS3 Wireless American P-Bass guitar controller  
 Power Rating: DC 5V from PS3 AC 120V/60Hz  
 Test mode : Tx 2410MHz  
 Memo : M/N:9766 (dongle)

	Freq. (MHz)	Ant. Factor (dB/m)	Cable Loss (dB)	Amp Factor (dB)	Emission				
					Reading (dBuV)	Level (dBuV/m)	Limits (dBuV/m)	Margin (dB)	Remark
1	2410.00	29.03	6.73	35.18	85.85	86.43	114.00	27.57	Peak
2	4820.00	34.02	10.54	34.49	49.88	59.95	74.00	14.05	Peak

Remarks: 1. Emission Level= Antenna Factor + Cable Loss - Amp Factor + Reading.  
 2. The emission levels that are 20dB below the official limit are not reported.

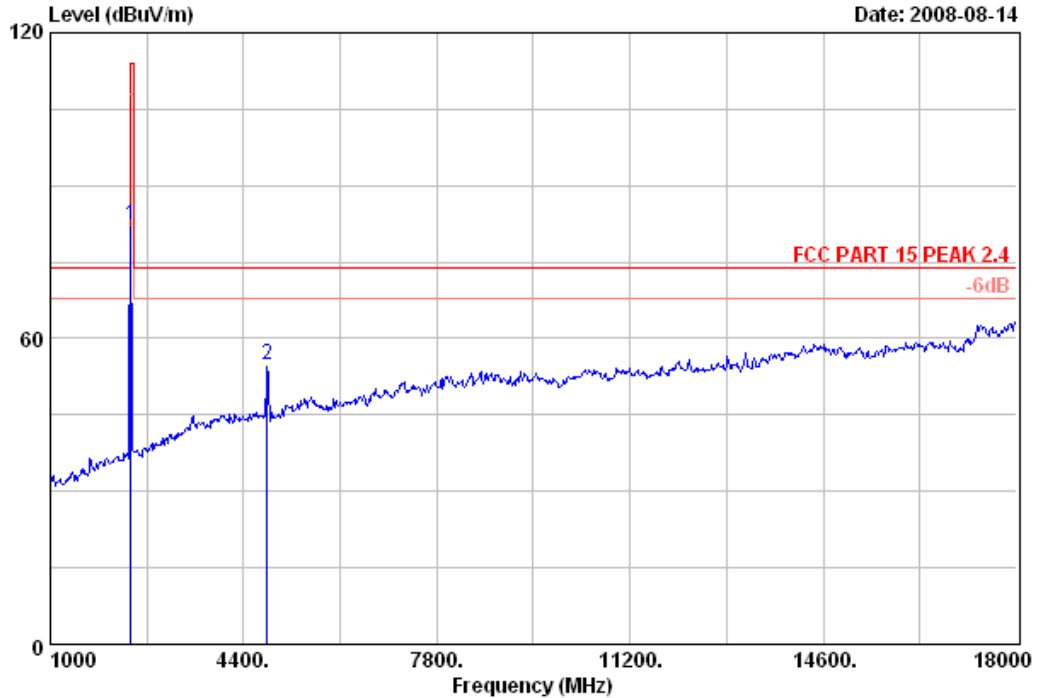
Frequency (MHz)	PK Level (dBuV/m)	Duty cycle factor (dB)	Average Level (dBuV/m)	Limit (dBuV/m)	Margin (dB)
4820.0	59.95	25.60	34.35	54	19.65





No.6 Ke Feng Road,B1:ck 52,  
ShenZhen Science & Industry Park  
Noutou,ShenZhen,GuangDong,China  
Tel:+86-755-26639495-7  
Fax:+86-755-26632877  
Postcode:518057

Data: 2 File: E:\2008 report data\M\mad catz\ACS80H141.EMI (28)



Site no. : 3# Chamber Data no. : 2  
 Dis. / Ant. : 3m 3115 FACTOR Ant. pol. : VERTICAL  
 Limit : FCC PART 15 PEAK 2.4  
 Env. / Ins. : 23°C/54% Engineer : Power  
 EUT : PS3 Wireless American P-Bass guitar controller  
 Power Rating: DC 5V from PS3 AC 120V/60Hz  
 Test mode : Tx 2410MHz  
 Memo : M/N:9766 (dongle)

	Freq.	Ant. Factor	Cable Loss	Amp Factor	Reading	Emission Level	Limits	Margin	Remark
	(MHz)	(dB/m)	(dB)	(dB)	(dBuV)	(dBuV/m)	(dBuV/m)	(dB)	
1	2410.00	29.03	6.73	35.18	81.55	82.13	114.00	31.87	Peak
2	4820.00	34.02	10.54	34.49	44.63	54.70	74.00	19.30	Peak

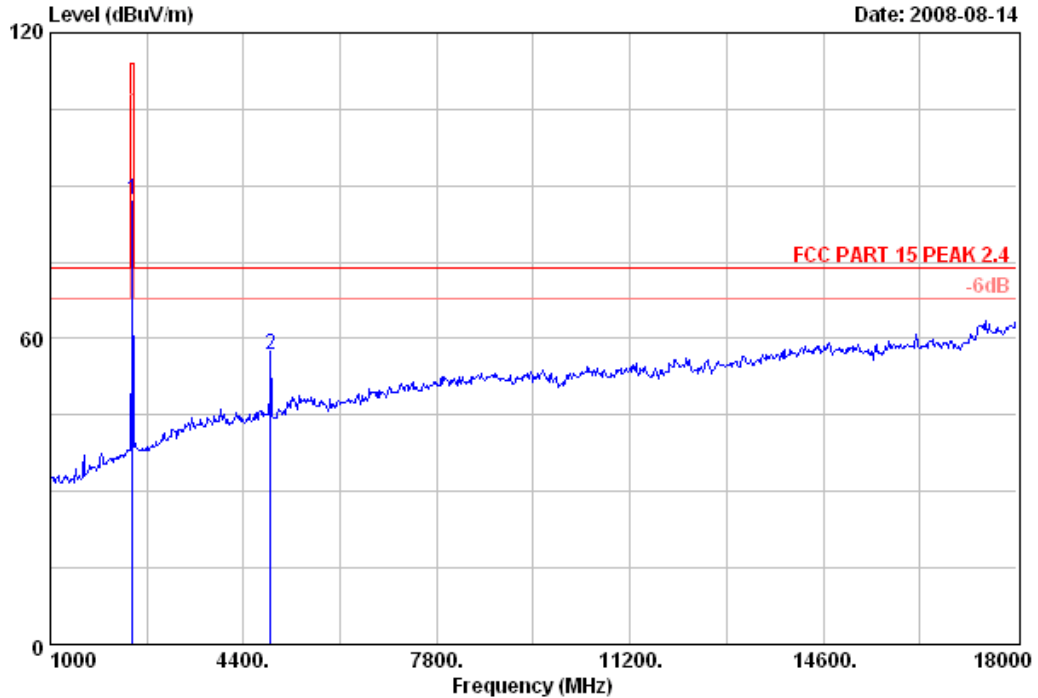
Remarks: 1. Emission Level= Antenna Factor + Cable Loss - Amp Factor + Reading.  
 2. The emission levels that are 20dB below the official limit are not reported.

Frequency (MHz)	PK Level (dBuV/m)	Duty cycle factor (dB)	Average Level (dBuV/m)	Limit (dBuV/m)	Margin (dB)
4820.0	54.70	25.60	29.10	54	24.90



No.6 Ke Feng Road,B1:ck 52,  
 ShenZhen Science & Industry Park  
 Noutou,ShenZhen,GuangDong,China  
 Tel:+86-755-26639495-7  
 Fax:+86-755-26632877  
 Postcode:518057

Data: 3 File: E:\2008 report data\Mmad catz\ACS80H141.EMI (28)



Site no. : 3# Chamber Data no. : 3  
 Dis. / Ant. : 3m 3115 FACTOR Ant. pol. : HORIZONTAL  
 Limit : FCC PART 15 PEAK 2.4  
 Env. / Ins. : 23°C/54% Engineer : Power  
 EUT : PS3 Wireless American P-Bass guitar controller  
 Power Rating: DC 5V from PS3 AC 120V/60Hz  
 Test mode : Tx 2440MHz  
 Memo : M/N:9766 (dongle)

	Freq. (MHz)	Ant. Factor (dB/m)	Cable Loss (dB)	Amp Factor (dB)	Reading (dBuV)	Emission Level (dBuV/m)	Limits (dBuV/m)	Margin (dB)	Remark
1	2440.00	29.11	6.80	35.17	86.35	87.09	114.00	26.91	Peak
2	4880.00	34.16	10.56	34.48	46.62	56.86	74.00	17.14	Peak

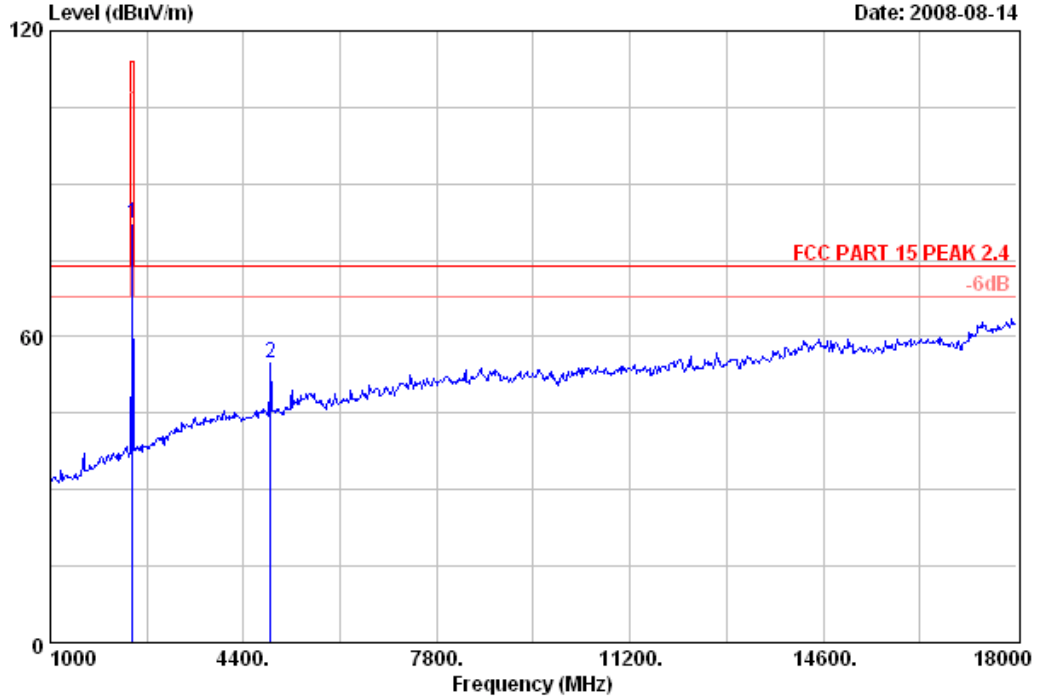
Remarks: 1. Emission Level= Antenna Factor + Cable Loss - Amp Factor + Reading.  
 2. The emission levels that are 20dB below the official limit are not reported.

Frequency (MHz)	PK Level (dBuV/m)	Duty cycle factor (dB)	Average Level (dBuV/m)	Limit (dBuV/m)	Margin (dB)
4880.0	56.86	25.60	31.26	54	22.74



No.6 Ke Feng Road,B1;ck 52,  
Shenzhen Science & Industry Park  
Noutou,Shenzhen,GuangDong,China  
Tel:+86-755-26639495-7  
Fax:+86-755-26632877  
Postcode:518057

Data: 4 File: E:\2008 report data\mad catz\ACS8QH141.EMI (28)



Site no. : 3# Chamber Data no. : 4  
 Dis. / Ant. : 3m 3115 FACTOR Ant. pol. : VERTICAL  
 Limit : FCC PART 15 PEAK 2.4  
 Env. / Ins. : 23°C/54% Engineer : Power  
 EUT : PS3 Wireless American P-Bass guitar controller  
 Power Rating: DC 5V from PS3 AC 120V/60Hz  
 Test mode : Tx 2440MHz  
 Memo : M/N:9766 (dongle)

	Freq.	Ant. Factor	Cable Loss	Amp Factor	Reading	Emission Level	Limits	Margin	Remark
	(MHz)	(dB/m)	(dB)	(dB)	(dBuV)	(dBuV/m)	(dBuV/m)	(dB)	
1	2440.00	29.11	6.80	35.17	81.50	82.24	114.00	31.76	Peak
2	4880.00	34.16	10.56	34.48	44.49	54.73	74.00	19.27	Peak

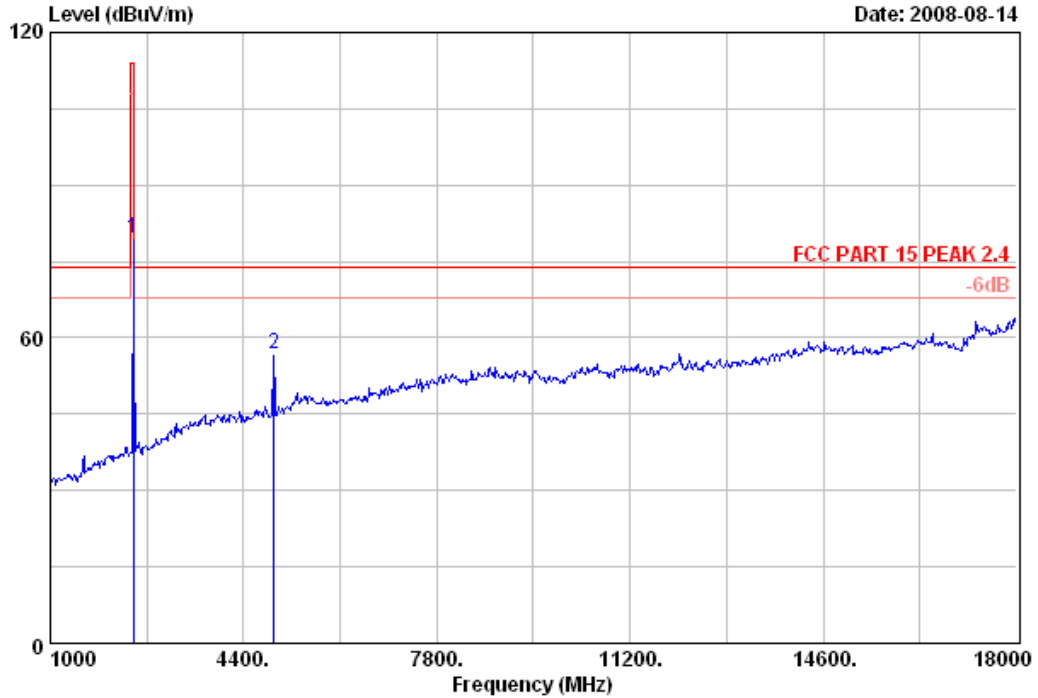
Remarks: 1. Emission Level= Antenna Factor + Cable Loss - Amp Factor + Reading.  
 2. The emission levels that are 20dB below the official limit are not reported.

Frequency (MHz)	PK Level (dBuV/m)	Duty cycle factor (dB)	Average Level (dBuV/m)	Limit (dBuV/m)	Margin (dB)
4880.0	54.73	25.60	29.13	54	24.87



No.6 Ke Feng Road,Block 52,  
Shenzhen Science & Industry Park  
Noutou, Shenzhen, Guangdong, China  
Tel:+86-755-26639495-7  
Fax:+86-755-26632877  
Postcode:518057

Data: 5 File: E:\2008 report data\Mmad catz\ACS80H141.EMI (28)



Site no. : 3# Chamber Data no. : 5  
 Dis. / Ant. : 3m 3115 FACTOR Ant. pol. : VERTICAL  
 Limit : FCC PART 15 PEAK 2.4  
 Env. / Ins. : 23°C/54% Engineer : Power  
 EUT : PS3 Wireless American P-Bass guitar controller  
 Power Rating: DC 5V from PS3 AC 120V/60Hz  
 Test mode : Tx 2469MHz  
 Memo : M/N:9766 (dongle)

	Freq. (MHz)	Ant. Factor (dB/m)	Cable Loss (dB)	Amp Factor (dB)	Reading (dBuV)	Emission Level (dBuV/m)	Limits (dBuV/m)	Margin (dB)	Remark
1	2469.00	29.15	6.84	35.16	78.61	79.44	114.00	34.56	Peak
2	4938.00	34.34	10.58	34.46	46.31	56.77	74.00	17.23	Peak

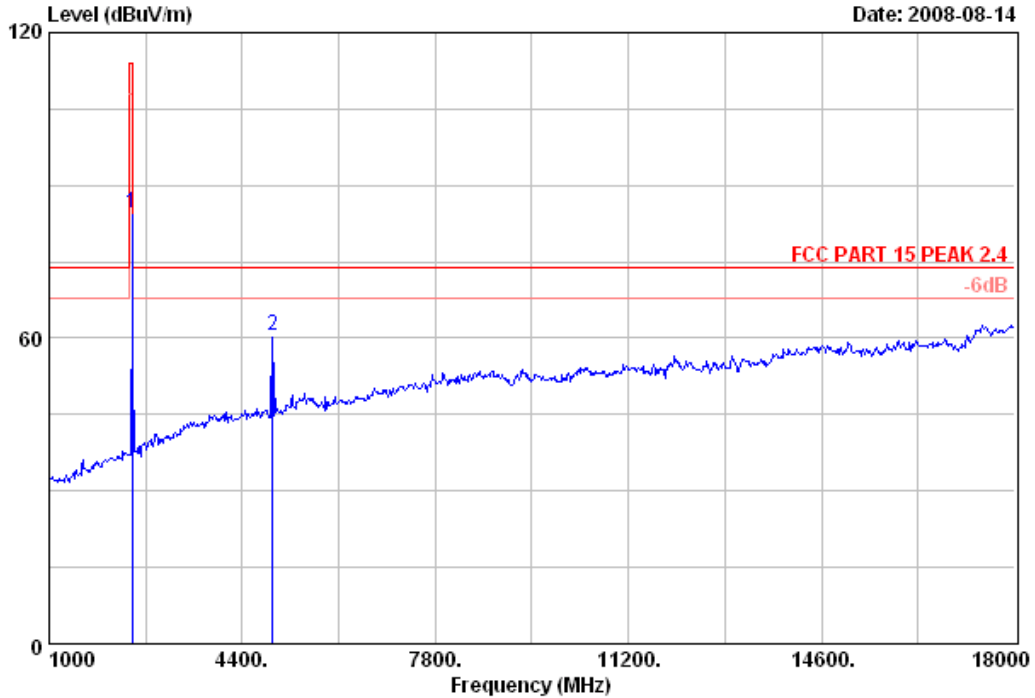
Remarks: 1. Emission Level= Antenna Factor + Cable Loss - Amp Factor + Reading.  
 2. The emission levels that are 20dB below the official limit are not reported.

Frequency (MHz)	PK Level (dBuV/m)	Duty cycle factor (dB)	Average Level (dBuV/m)	Limit (dBuV/m)	Margin (dB)
4938.0	56.77	25.60	31.17	54	22.83



No.6 Ke Feng Road,B1;ck 52,  
ShenZhen Science & Industry Park  
Noutou, ShenZhen, GuangDong, China  
Tel:+86-755-26639495-7  
Fax:+86-755-26632877  
Postcode:518057

Data: 6 File: E:\2008 report data\l\mad catz\ACS80H141.EMI (28)



Site no. : 3# Chamber Data no. : 6  
 Dis. / Ant. : 3m 3115 FACTOR Ant. pol. : HORIZONTAL  
 Limit : FCC PART 15 PEAK 2.4  
 Env. / Ins. : 23°C/54% Engineer : Power  
 EUT : PS3 Wireless American P-Bass guitar controller  
 Power Rating: DC 5V from PS3 AC 120V/60Hz  
 Test mode : Tx 2469MHz  
 Memo : M/N:9766 (dongle)

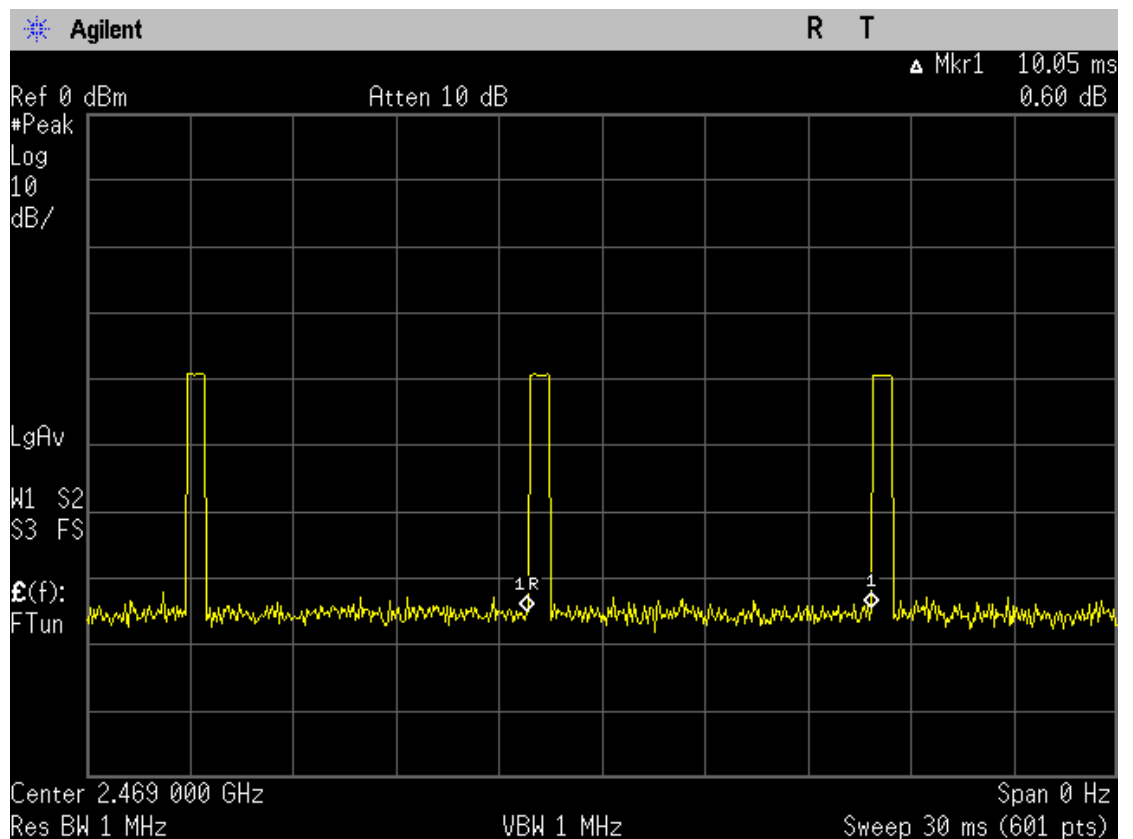
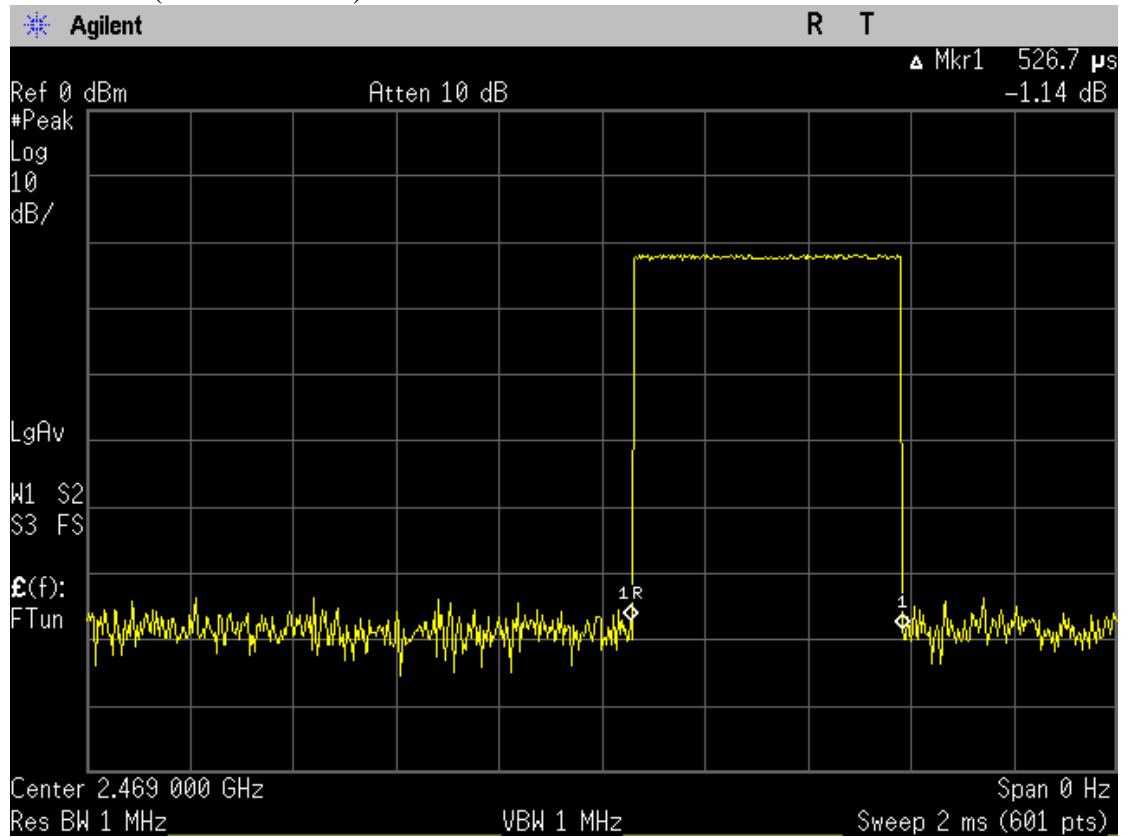
	Freq.	Ant. Factor	Cable Loss	Amp Factor	Reading	Emission Level	Limits	Margin	Remark
	(MHz)	(dB/m)	(dB)	(dB)	(dBuV)	(dBuV/m)	(dBuV/m)	(dB)	
1	2469.00	29.15	6.84	35.17	83.61	84.43	114.00	29.57	Peak
2	4938.00	34.34	10.58	34.46	50.01	60.47	74.00	13.53	Peak

Remarks: 1. Emission Level= Antenna Factor + Cable Loss - Amp Factor + Reading.  
 2. The emission levels that are 20dB below the official limit are not reported.

Frequency (MHz)	PK Level (dBuV/m)	Duty cycle factor (dB)	Average Level (dBuV/m)	Limit (dBuV/m)	Margin (dB)
4938.	60.47	25.60	34.87	54	19.13

### 4.8. Duty Cycle

Duty factor =  $20 \log (1/x) = 25.60$   
 $X = \text{Tx on}/(\text{Tx on} + \text{Tx off}) = 0.0524$



## 5. BAND EDGE COMPLIANCE TEST

### 5.1. Test Equipment

Item	Equipment	Manufacturer	Model No.	Serial No.	Last Cal.	Cal. Interval
1	Spectrum Analyzer	Agilent	E4446A	US44300459	May,10, 08	1 Year
2	Horn Antenna	EMCO	3115	9607-4877	May,27, 08	1.5 Year
3	Amplifier	HP	8449B	3008A00863	May,10, 08	1 Year
4	RF Cable	Hubersuhner	SUCOFLEX	182769/4	May,28, 08	1 Year
5	RF Cable	Hubersuhner	SUCOFLEX	182768/4	May,28, 08	1 Year
6	RF Cable	Hubersuhner	SUCOFLEX	182771/4	May,28, 08	1 Year

### 5.2. Limit

Emissions radiated outside of the specified frequency bands, except for harmonics, shall be attenuated by at least 50dB below the level of the fundamental or to the general radiated emission limits in section 15.209, which is the lesser attenuation.

### 5.3. Test Produce

1. The EUT is placed on a turntable, which is 0.8m above the ground plane and worked at highest radiated power.
2. The turntable was rotated for 360 degrees to determine the position of maximum emission level.
3. EUT is set 3m away from the receiving antenna, which is varied from 1m to 4m to find out the highest emission.
4. Set the spectrum analyzer in the following setting in order to capture the lower and upperband-edges of the emission:
  - (a) PEAK: RBW=VBW=1MHz / Sweep=AUTO

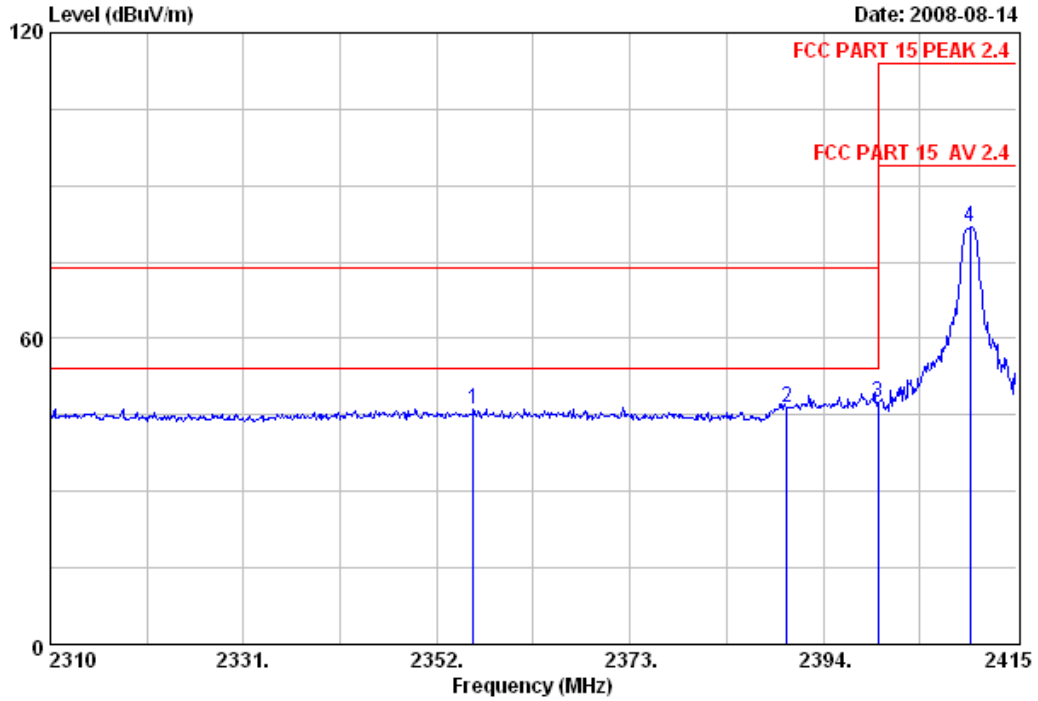
### 5.4. Test Results

Pass (The testing data was attached in the next pages.)



No.6 Ke Feng Road,B1:ck 52,  
ShenZhen Science & Industry Park  
Noutou,ShenZhen,GuangDong,China  
Tel:+86-755-26639495-7  
Fax:+86-755-26632877  
Postcode:518057

Data: 7 File: E:\2008 report data\M\mad catz\ACS80H141.EMI (34)



Site no. : 3# Chamber Data no. : 7  
Dis. / Ant. : 3m 3115 FACTOR Ant. pol. : VERTICAL  
Limit : FCC PART 15 PEAK 2.4  
Env. / Ins. : 23°C/54% Engineer : Power  
EUT : PS3 Wireless American P-Bass guitar controller  
Power Rating: DC 5V from PS3 AC 120V/60Hz  
Test mode : Tx 2410MHz  
Memo : M/N:9766 (dongle)

No.	Freq. (MHz)	Ant. Factor (dB/m)	Cable Loss (dB)	Amp Factor (dB)	Emission				Remark
					Reading (dBuV)	Level (dBuV/m)	Limits (dBuV/m)	Margin (dB)	
1	2355.99	28.91	6.69	35.19	45.66	46.07	74.00	27.93	Peak
2	2390.00	28.99	6.71	35.18	46.05	46.57	74.00	27.43	Peak
3	2400.00	28.99	6.73	35.18	46.79	47.33	74.00	26.67	Peak
4	2410.00	29.03	6.73	35.18	81.16	81.74	114.00	32.26	Peak

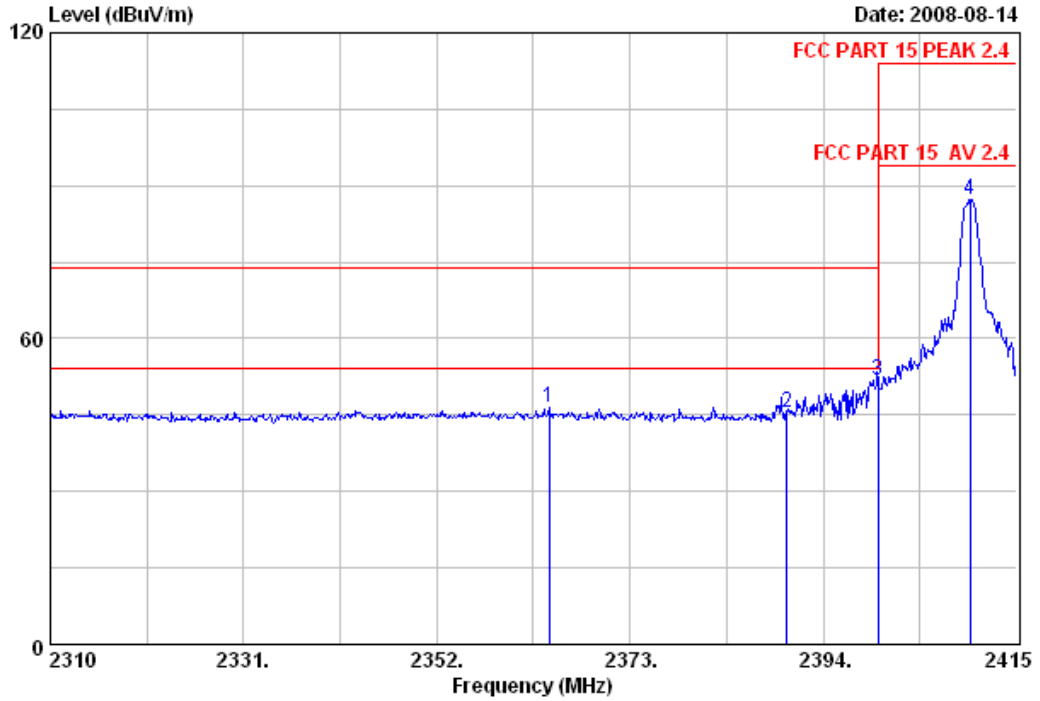
Remarks: 1. Emission Level= Antenna Factor + Cable Loss - Amp Factor + Reading.  
2. The emission levels that are 20dB below the official limit are not reported.





No.6 Ke Feng Road,B1:ck 52,  
ShenZhen Science & Industry Park  
Noutou,ShenZhen,GuangDong,China  
Tel:+86-755-26639495-7  
Fax:+86-755-26632877  
Postcode:518057

Data: 8 File: E:\2008 report data\Mmad catz\ACS80H141.EMI (34)



Site no. : 3# Chamber Data no. : 8  
Dis. / Ant. : 3m 3115 FACTOR Ant. pol. : HORIZONTAL  
Limit : FCC PART 15 PEAK 2.4  
Env. / Ins. : 23°C/54% Engineer : Power  
EUT : PS3 Wireless American P-Bass guitar controller  
Power Rating: DC 5V from PS3 AC 120V/60Hz  
Test mode : Tx 2410MHz  
Memo : M/N:9766 (dongle)

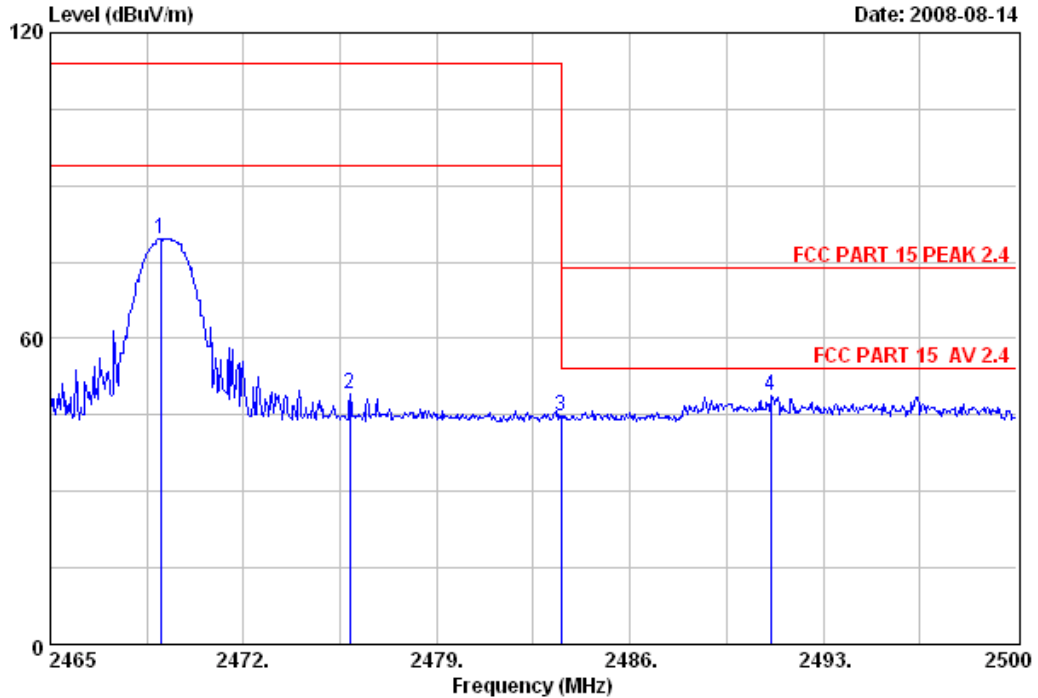
	Freq. (MHz)	Ant. Factor (dB/m)	Cable Loss (dB)	Amp Factor (dB)	Emission		Limits (dBuV/m)	Margin (dB)	Remark
					Reading (dBuV)	Level (dBuV/m)			
1	2364.18	28.91	6.69	35.19	46.05	46.46	74.00	27.54	Peak
2	2390.00	28.99	6.71	35.18	44.88	45.40	74.00	28.60	Peak
3	2400.00	28.99	6.73	35.18	51.39	51.93	74.00	22.07	Peak
4	2410.00	29.03	6.73	35.18	86.64	87.22	114.00	26.78	Peak

Remarks: 1. Emission Level= Antenna Factor + Cable Loss - Amp Factor + Reading.  
2. The emission levels that are 20dB below the official limit are not reported.



No.6 Ke Feng Road,B1:ck 52,  
ShenZhen Science & Industry Park  
Noutou,ShenZhen,GuangDong,China  
Tel:+86-755-26639495-7  
Fax:+86-755-26632877  
Postcode:518057

Data: 9 File: E:\2008 report data\Mmad catz\ACS80H141.EMI (34)



Site no. : 3# Chamber Data no. : 9  
 Dis. / Ant. : 3m 3115 FACTOR Ant. pol. : VERTICAL  
 Limit : FCC PART 15 PEAK 2.4  
 Env. / Ins. : 23°C/54% Engineer : Power  
 EUT : PS3 Wireless American P-Bass guitar controller  
 Power Rating: DC 5V from PS3 AC 120V/60Hz  
 Test mode : Tx 2469MHz  
 Memo : M/N:9766 (dongle)

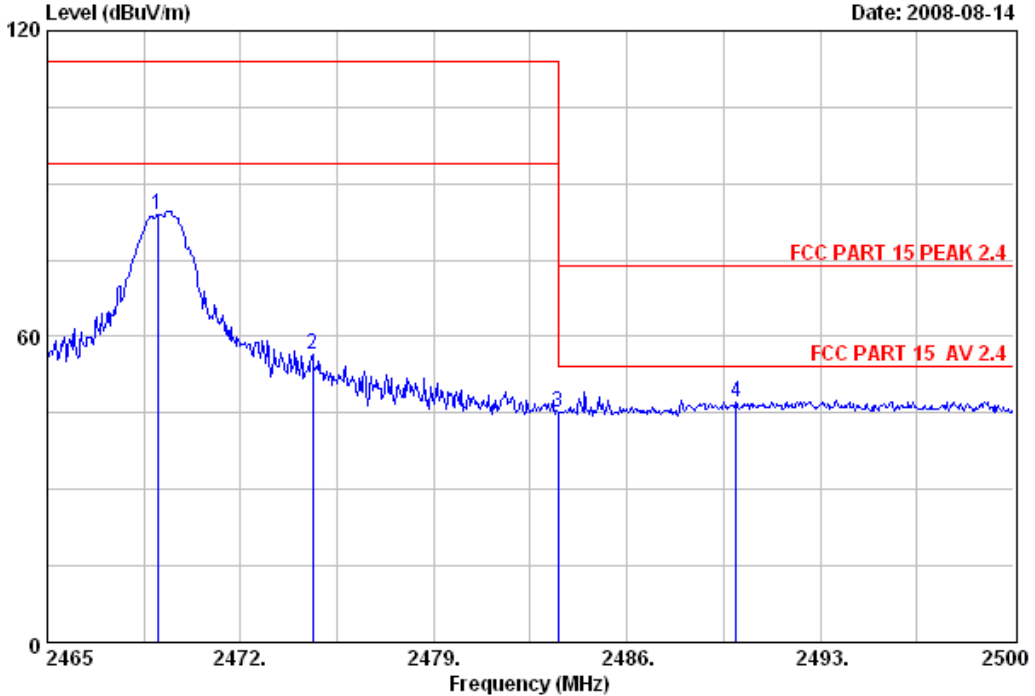
	Freq. (MHz)	Ant. Factor (dB/m)	Cable Loss (dB)	Amp Factor (dB)	Reading (dBuV)	Emission			Remark
						Level (dBuV/m)	Limits (dBuV/m)	Margin (dB)	
1	2469.00	29.15	6.84	35.16	78.64	79.47	114.00	34.53	Peak
2	2475.85	29.19	6.87	35.16	48.33	49.23	114.00	64.77	Peak
3	2483.50	29.19	6.87	35.16	43.78	44.68	74.00	29.32	Peak
4	2491.11	29.23	6.91	35.15	47.83	48.82	74.00	25.18	Peak

Remarks: 1. Emission Level= Antenna Factor + Cable Loss - Amp Factor + Reading.  
 2. The emission levels that are 20dB below the official limit are not reported.



No.6 Ke Feng Road,B1:ck 52,  
ShenZhen Science & Industry Park  
Noutou,ShenZhen,GuangDong,China  
Tel:+86-755-26639495-7  
Fax:+86-755-26632877  
Postcode:518057

Data: 10 File: E:\2008 report data\Mmad catz\ACS80H141.EMI (34) Date: 2008-08-14



Site no. : 3# Chamber Data no. : 10  
Dis. / Ant. : 3m 3115 FACTOR Ant. pol. : HORIZONTAL  
Limit : FCC PART 15 PEAK 2.4  
Env. / Ins. : 23°C/54% Engineer : Power  
EUT : PS3 Wireless American P-Bass guitar controller  
Power Rating: DC 5V from PS3 AC 120V/60Hz  
Test mode : Tx 2469MHz  
Memo : M/N:9766 (dongle)

	Freq. (MHz)	Ant. Factor (dB/m)	Cable Loss (dB)	Amp Factor (dB)	Emission				Remark
					Reading (dBuV)	Level (dBuV/m)	Limits (dBuV/m)	Margin (dB)	
1	2469.00	29.15	6.84	35.16	83.16	83.99	114.00	30.01	Peak
2	2474.63	29.19	6.87	35.16	55.47	56.37	114.00	57.63	Peak
3	2483.50	29.19	6.87	35.16	44.32	45.22	74.00	28.78	Peak
4	2489.96	29.23	6.91	35.15	46.31	47.30	74.00	26.70	Peak

Remarks: 1. Emission Level= Antenna Factor + Cable Loss - Amp Factor + Reading.  
2. The emission levels that are 20dB below the official limit are not reported.

## 6. 20DB BANDWIDTH TEST

### 6.1. Test Equipment

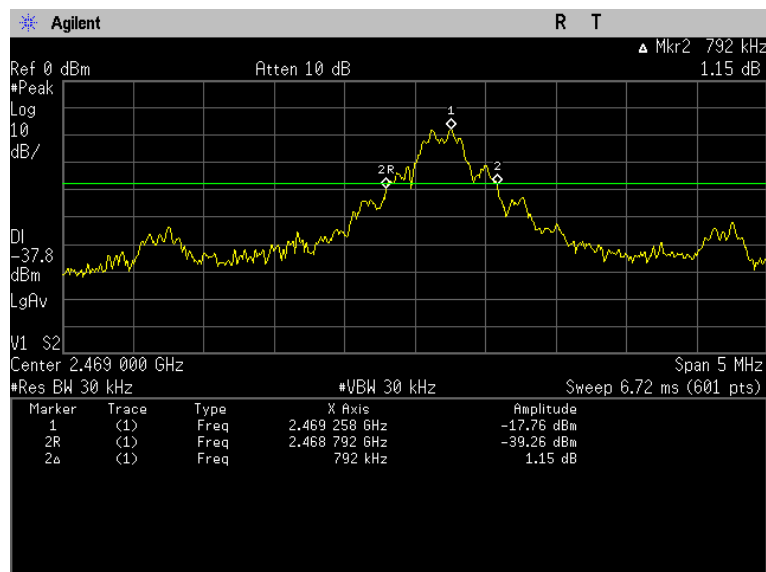
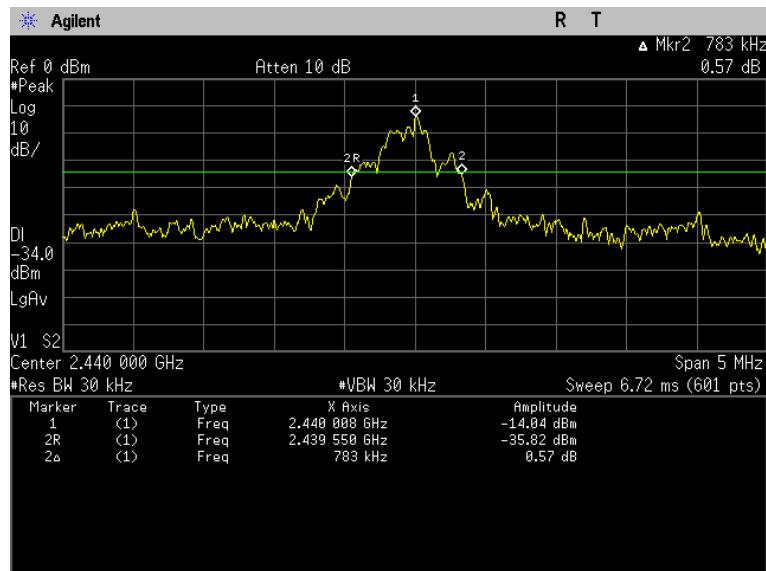
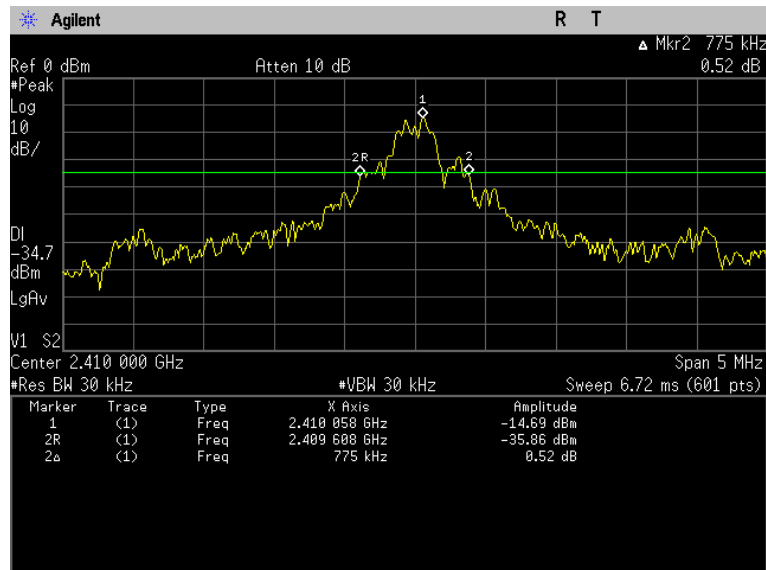
Item	Equipment	Manufacturer	Model No.	Serial No.	Last Cal.	Cal. Interval
1	Spectrum Analyzer	Agilent	E4446A	US44300459	May,10, 08	1 Year
2	Attenuator	Agilent	8491B	MY39262165	May,28, 08	1 Year
3	Bilog Antenna	Schaffner	CBL6112D	25238	Feb,21, 08	1 Year
4	RF Cable	Hubersuhner	SUCOFLEX 102	2861812	May,28, 08	1 Year
5	RF Cable	Hubersuhner	SUCOFLEX 102	28862212	May,28, 08	1 Year

### 6.2. Test Information

EUT:	PS3 Wireless American P-Bass guitar controller
M/N:	9766
Test Date:	Sep.10, 2008
Ambient Temperature:	23°C
Relative Humidity:	54%
Test standard:	FCC PART 15C: 15.215
Test mode:	Transmitting
Test Frequency:	Low: 2410MHz Mid: 2440MHz High: 2476MHz
Test By:	Power

### 6.3. Test Results

CH	20dB Bandwidth (kHz)	Limit (kHz)	Conclusion
(Low)	775	---	PASS
(Mid)	783	---	PASS
(High)	792	---	PASS



## **7. DEVIATION TO TEST SPECIFICATIONS**

[ NONE]

## 8. PHOTOGRAPH OF TEST



### 8.1. Photos of Power Line Conducted Emission Test





## 8.2. Photos of Radiated Emission Test (In Anechoic Chamber)

30~1000MHz





above 1000MHz

