

APPLICATION FOR CERTIFICATION

On Behalf of

Mad Catz, Inc.

Wireless FightPad for PS3

Model Number: 8828

FCC ID: P25G0MC8828S4608C

Prepared for : Mad Catz, Inc.
7480 Mission Valley Road, Suite 101, San Diego,
California, 92108

Prepared By : Audix Technology (Shenzhen) Co., Ltd.
No. 6, Ke Feng Rd., 52 Block,
Shenzhen Science & Industrial Park,
Nantou, Shenzhen, Guangdong, China

Tel: (0755) 26639496

Report Number : ACS-F08445
Date of Test : Nov.04~10, 2008
Date of Report : Nov.19, 2008

TABLE OF CONTENTS

Description	Page
1. SUMMARY OF STANDARDS AND RESULTS	1-1
1.1. Description of Standards and Results.....	1-1
2. GENERAL INFORMATION	2-1
2.1. Description of Device (EUT)	2-1
2.2. Test Facility.....	2-2
2.3. Test Uncertainty	2-2
3. POWER LINE CONDUCTED EMISSION TEST	3-1
4. RADIATED EMISSION TEST	4-1
4.1. Test Equipment	4-1
4.2. Block Diagram of Test Setup.....	4-1
4.3. Radiated Emission Limit Standard: FCC 15.249	4-2
4.4. EUT Configuration on Test.....	4-3
4.5. Operating Condition of EUT.....	4-3
4.6. Test Procedure.....	4-3
4.7. Radiated Emission Test Results	4-3
5. BAND EDGE COMPLIANCE TEST	5-1
5.1. Test Equipment	5-1
5.2. Limit.....	5-1
5.3. Test Produce	5-1
5.4. Test Results	5-1
6. 20DB BANDWIDTH TEST	6-1
6.1. Test Equipment	6-1
6.2. Test Information	6-1
6.3. Test Results	6-1
7. DEVIATION TO TEST SPECIFICATIONS	7-1
8. PHOTOGRAPH OF TEST	8-1
8.1. Photos of Radiated Emission Test (In Anechoic Chamber).....	8-1
9. PHOTOGRAPH OF EUT	9-1

TEST REPORT CERTIFICATION

Applicant : Mad Catz, Inc.
 EUT Description : Wireless FightPad for PS3
 Model Number : 8828
 FCC ID : P25G0MC8828S4608C
 POWER SUPPLY : DC 3V
 TEST VOLTAGE : DC 3V

Test Procedure Used:

FCC Rules and Regulations Part 15 Subpart C 2007

The device described above is tested by Audix Technology (Shenzhen) Co., Ltd. to determine the maximum emission levels emanating from the device. The maximum emission levels are compared to the FCC Part 15 Subpart C limits for radiated and conducted emissions. The test results are contained in this test report and Audix Technology (Shenzhen) Co., Ltd. is assumed full responsibility for the accuracy and completeness of tests. Also, this report shows that EUT is technically compliant with FCC requirements.

This report applies to above tested sample only. This report shall not be reproduced in part without written approval of Audix Technology (Shenzhen) Co., Ltd.

Date of Test : Nov.04~ 10, 2008

Prepared by :

Edie Huang
 Edie Huang / Assistant

Reviewer :

Jamy Yu
 Jamy Yu / Senior Engineer

Approved & Authorized Signer :



Ken Lu / Deputy Manager

1. SUMMARY OF STANDARDS AND RESULTS

1.1. Description of Standards and Results

The EUT have been tested according to the applicable standards as referenced below.

EMISSION		
Description of Test Item	Standard	Results
Power Line Conducted Emission Test	FCC Part 15C: 15.207 ANSI C63.4-2003	N/A
Radiated Emission Test	FCC Part 15C: 15.209 FCC Part 15C: 15.249 ANSI C63.4-2003	PASS
Band Edge Compliance Test	FCC Part 15: 15.249	PASS
20dB Bandwidth Test	FCC Part 15: 15.215	PASS
N/A is an abbreviation for Not Applicable.		

2. GENERAL INFORMATION

2.1. Description of Device (EUT)

Product name : Wireless FightPad for PS3

Model Number : 8828

FCC ID : P25G0MC8828S4608C

Operation frequency : 2403MHz~2480MHz

Modulation : GFSK

Power Supply : DC 3V
(Note: New batteries were used for all test.)

Applicant : Mad Catz, Inc.
7480 Mission Valley Road, Suite 101, San Diego, California,
92108

Date of Test : Nov.04~10, 2008

Date of Receipt : Nov.03, 2008

Sample Type : Prototype production

Note: This EUT has two parts, one is controller, the other one is dongle. We test controller in this report.

2.2. Test Facility

Site Description

- Name of Firm : Audix Technology (Shenzhen) Co., Ltd.
No. 6, Ke Feng Rd., 52 Block, Shenzhen Science & Industrial Park, Nantou, Shenzhen, Guangdong, China
- 3m Anechoic Chamber : Jun. 13, 2006 File on Federal Communication Commission
Registration Number: 90454
- 3m & 10m Anechoic Chamber : Jan. 31, 2007 File on Federal Communication Commission
Registration Number: 794232
- EMC Lab. : Accredited by DATech, German
Registration Number: DAT-P-091/99-01
Dec. 20, 2007
- Accredited by NVLAP, USA
NVLAP Code: 200372-0
Apr.01, 2008

2.3. Test Uncertainty(95% confidence levels, k=2)

No.	Item	MU	Remark
1.	Uncertainty for Conducted Emission Test	2.02dB	
2.	Uncertainty for Radiation Emission test in 3m chamber	3.44 dB	Polarize: V
		3.96 dB	Polarize: H
3.	Uncertainty for Radiation Emission test in 10m chamber	3.86dB	Distance: 10m Polarize: V
		4.18dB	Distance: 10m Polarize: H
		4.02dB	Distance: 3m Polarize: V
		4.36dB	Distance: 3m Polarize: H

3. POWER LINE CONDUCTED EMISSION TEST

According to Paragraph (f) of FCC Part 15 section 15.207, Tests to demonstrate compliance with the conducted limits are not required for devices which only employ battery power for operation and which do not operate from the AC power lines or contain provisions for operation while connected to the AC power lines.

4. RADIATED EMISSION TEST

4.1. Test Equipment

Frequency rang: 30~1000MHz

Item	Equipment	Manufacturer	Model No.	Serial No.	Last Cal.	Cal. Interval
1.	3#Chamber	AUDIX	N/A	N/A	Jun.09, 08	1/2 Year
2.	EMI Spectrum	Agilent	E7403A	MY42000106	May 10, 08	1 Year
3.	Test Receiver	Rohde & Schwarz	ESVS20	830350/005	May 10, 08	1 Year
4.	Amplifier	HP	8447D	2648A04738	Jul.08.08	1/2 Year
5.	Bilog Antenna	Schaffner	CBL6112D	25237	Feb.21, 08	1 Year
6.	RF Cable	JINGCHENG	KLMR400	3# Chamber No.1	Jul.08.08	1/2 Year
7.	RF Cable	JINGCHENG	JB Y400	3# Chamber No.2	Jul.08.08	1/2 Year
8.	RF Cable	JINGCHENG	JB Y400	3# Chamber No.3	Jul.08.08	1/2 Year
9.	RF Cable	JINGCHENG	JB Y400	3# Chamber No.4	Jul.08.08	1/2 Year
10.	Coaxial Switch	Anritsu	MP59B	M73989	Jul.08.08	1/2 Year

Frequency rang: above 1000MHz

Item	Equipment	Manufacturer	Model No.	Serial No.	Last Cal.	Cal. Interval
1.	Spectrum	Agilent	E4446A	MY41440292	May 10, 08	1 Year
2.	Amp	HP	8449B	3008A00863	May 10, 08	1 Year
3.	Antenna	EMCO	3115	9607-4877	May 27, 08	1.5 Year
4.	Antenna	EMCO	3116	00060088	May 28, 07	1.5Year
5.	RF Cable	Hubersuhner	SUCOFLEX1 02	271473/4	May,28, 08	1Year
6.	RF Cable	Hubersuhner	SUCOFLEX 102	29091/2	May,28, 08	1Year
7.	RF Cable	Hubersuhner	SUCOFLEX 102	28620/2	May,28, 08	1Year

4.2. Block Diagram of Test Setup

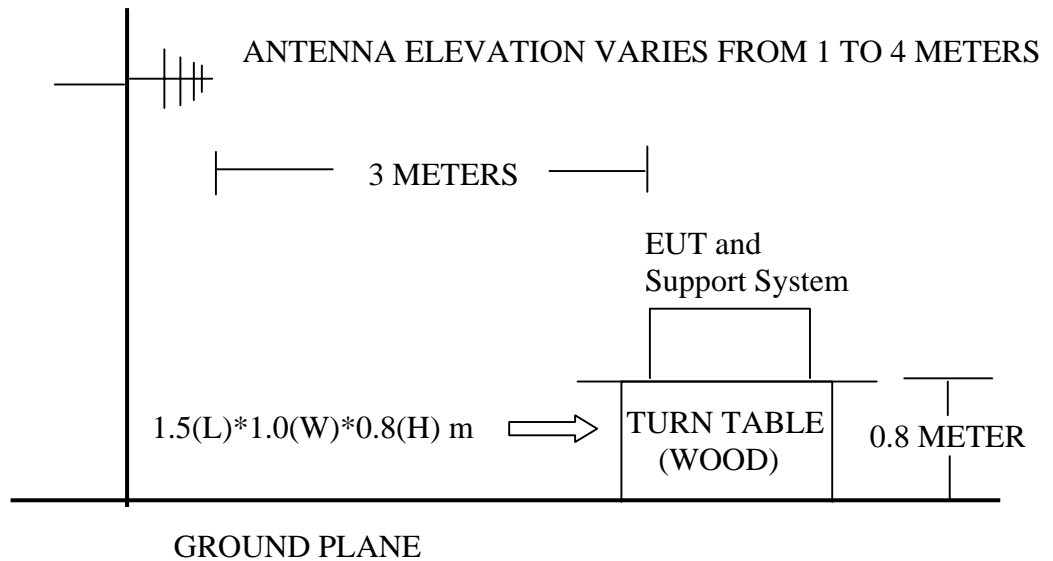
4.2.1. Block Diagram of connection between EUT and simulators



(EUT: Wireless FightPad for PS3)

4.2.2. Anechoic Chamber Setup Diagram

ANTENNA TOWER



4.3. Radiated Emission Limit Standard: FCC 15.249

FREQUENCY MHz	DISTANCE Meters	FIELD STRENGTHS LIMIT	
		$\mu\text{V}/\text{m}$	$\text{dB}(\mu\text{V})/\text{m}$
30 ~ 88	3	100	40.0
88 ~ 216	3	150	43.5
216 ~ 960	3	200	46.0
960 ~ 1000	3	500	54.0
Above 960MHz	3	74.0 $\text{dB}(\mu\text{V})/\text{m}$ (Peak) 54.0 $\text{dB}(\mu\text{V})/\text{m}$ (Average)	
Field Strength of Fundamental emission for 2.4GHz-2.4835GHz	3	94.0 $\text{dB}(\mu\text{V})/\text{m}$ (Average) 114.0 $\text{dB}(\mu\text{V})/\text{m}$ (Peak)	
Field Strength of Harmonics	3	74.0 $\text{dB}(\mu\text{V})/\text{m}$ (Peak) 54.0 $\text{dB}(\mu\text{V})/\text{m}$ (Average)	

- Remark :
- (1) Emission level $\text{dB}\mu\text{V} = 20 \log$ Emission level $\mu\text{V}/\text{m}$
 - (2) The smaller limit shall apply at the cross point between two frequency bands.
 - (3) Distance is the distance in meters between the measuring instrument, antenna and the closest point of any part of the device or system.
 - (4) The emission limits shown in the above table are based on measurements employing a CISPR quasi-peak detector except for the frequency bands 9-90 kHz, 110-490 kHz and above 1000 MHz. Radiated emission limits in these three bands are based on measurements employing an average detector.

4.4. EUT Configuration on Test

The following equipment are installed on Radiated Emission Test to meet the commission requirements and operating regulations in a manner which tends to maximize its emission characteristics in normal application.

A new battery was used for this test.

4.4.1. Wireless FightPad for PS3 (EUT)

Model Number : 8828

Serial Number : N/A

4.5. Operating Condition of EUT

4.5.1. Setup the EUT as shown in Section 4.2..

4.5.2. Let the EUT worked in test modes (TX Mode) and tested it.

4.6. Test Procedure

The EUT and its simulators are placed on a turn table, which is 0.8 meter high above ground. The turn table can rotate 360 degrees to determine the position of the maximum emission level. The EUT is set 3 meters away from the receiving antenna, which is mounted on a antenna tower. The antenna can be moved up and down between 1 meter and 4 meters to find out the maximum emission level. Broadband antenna (calibrated bilog antenna) is used as receiving antenna. Both horizontal and vertical polarization of the antenna is set on Test. In order to find the maximum emission levels, all of the interface cables must be manipulated according to ANSI C63.4-2003 on radiated emission Test.

This test was performed with EUT in X, Y, Z position, and the worse case was found when EUT in X position as the test photo indicated.

The bandwidth of the EMI test receiver (R&S ESVS20) is set at 120kHz for frequency range from 30MHz to 1000 MHz.

The bandwidth of the VBW is set at 1MHz and RBW is set at 1MHz,PK detector for peak emissions measurement above 1GHz.

The duty cycle factor was use to calculate Average Level above 1 GHz.

The frequency range from 30MHz to 10th harmonic (25GHz) are checked. and no any emissions were found from 18GHz to 25 GHz, So the radiated emissions from 18GHz to 25GHz were not record.

4.7. Radiated Emission Test Results

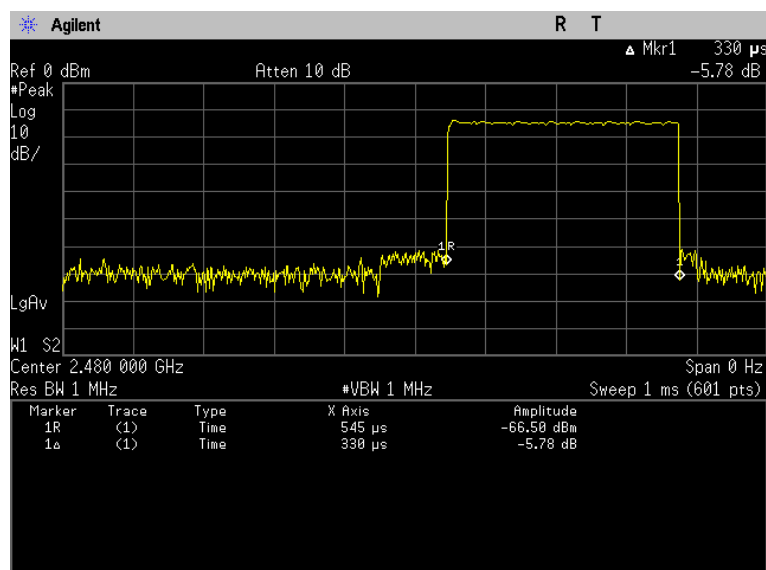
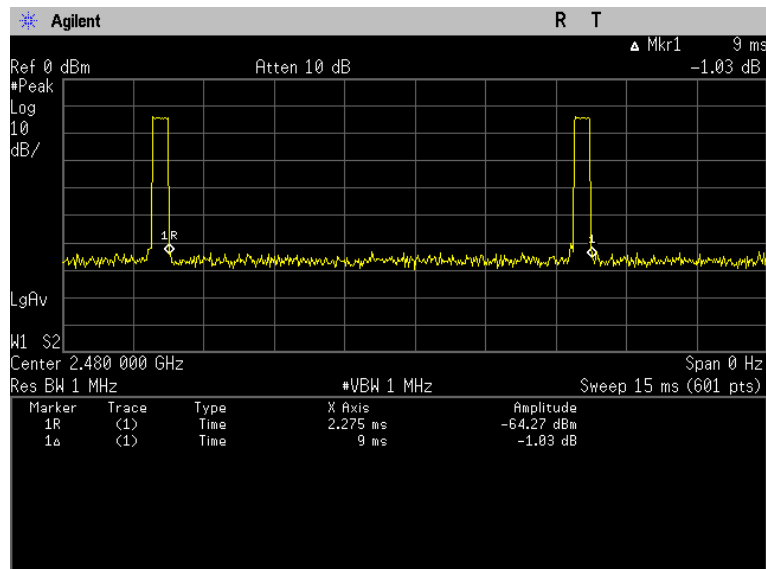
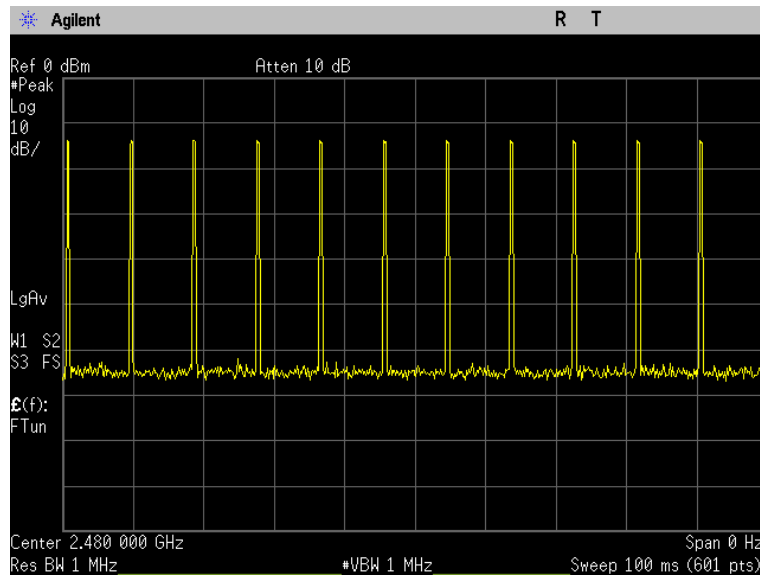
PASS.

All the emissions from 30MHz to 25GHz were comply with the 15.209 and 15.249 Limit.

Duty cycle factor:

$$X = \text{on time} / (\text{on time} + \text{off time}) = 0.33\text{ms} / 9\text{ms}$$

$$\text{Correct factor} = 20\log(1/X) = 28.71\text{dB}$$



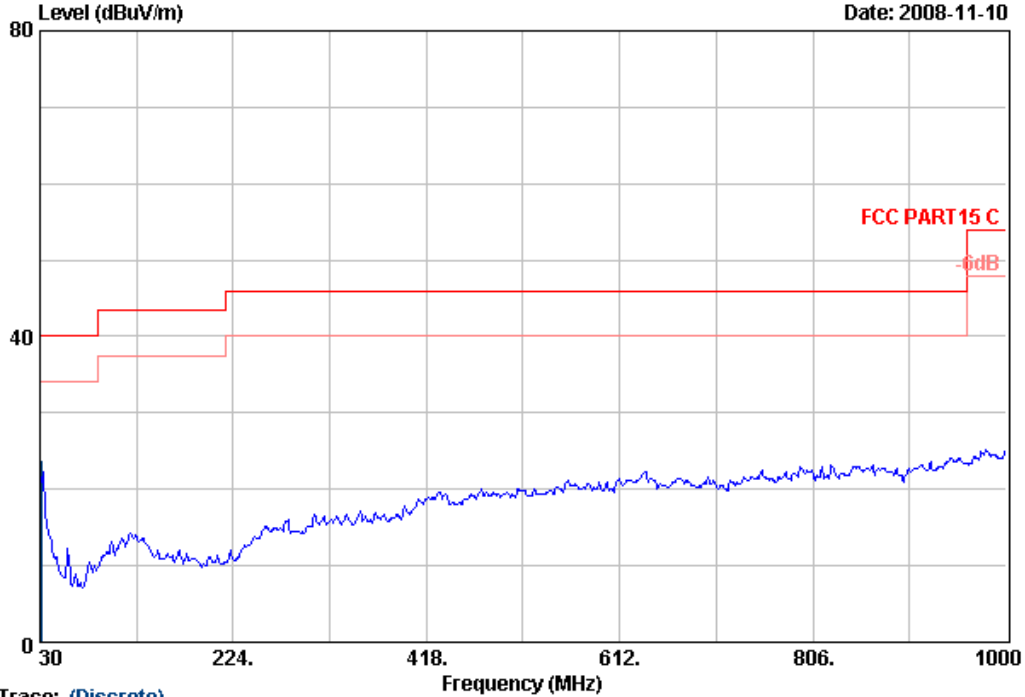
Test Frequency: 30MHz-1000MHz



No.6,Ke Feng Road,Block 52,
Shenzhen Science&Industry Park
Nantou Shenzhen,Guangdong,China
Tel:+86-755-26639495
Fax:+86-755-26632877
Postcode:518057

Data: 5 File: D:\2008 Report Data\M\MADCATZ\ACS8QH219.EMI (6)

Date: 2008-11-10



Trace: (Discrete)
 Site no. : AUDIX 3m chamber Data no. : 5
 Dis. / Ant. : 3m CBL6112D Ant. pol. : HORIZONTAL
 Limit : FCC PART15 C
 Env. / Ins. : 29.5°C/55% ESVS 20 Engineer : Victory
 EUT : Wireless FightPad for PS3 M/N:8828
 Power Rating : DC 3V
 Test Mode : Running
 Memo : Controller

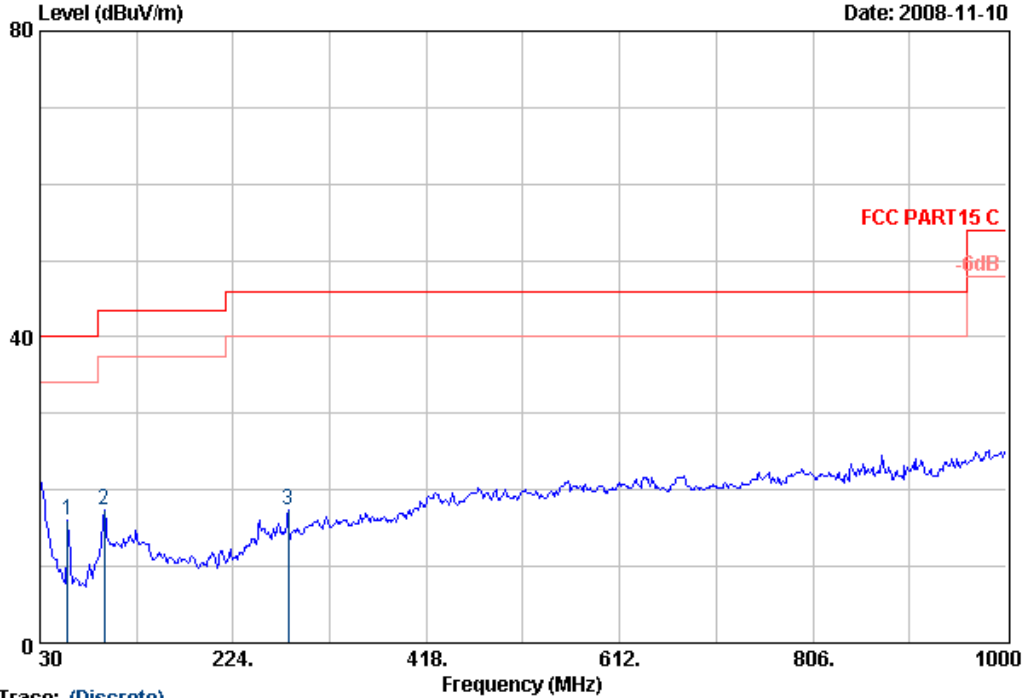
	Freq. (MHz)	Ant. Factor (dB/m)	Cable Loss (dB)	Reading (dBuV)	Emission Level (dBuV/m)	Limits (dBuV/m)	Margin (dB)	Remark	
-----	1	31.94	18.36	0.70	1.87	20.93	40.00	19.07	QP

Remarks: 1. Emission Level= Antenna Factor + Cable Loss + Reading.
 2. The emission levels that are 20dB below the official limit are not reported.



No.6,Ke Feng Road,Block 52,
Shenzhen Science&Industry Park
Nantou Shenzhen,Guangdong,China
Tel:+86-755-26639495
Fax:+86-755-26632877
Postcode:518057

Data: 6 File: D:\2008 Report Data\MMADCATZ\ACS8QH219.EMI (6)



Trace: (Discrete)
 Site no. : AUDIX 3m chamber Data no. : 6
 Dis. / Ant. : 3m CBL6112D Ant. pol. : VERTICAL
 Limit : FCC PART15 C
 Env. / Ins. : 29.5°C/55% ESVS 20 Engineer : Victory
 EUT : Wireless FightPad for PS3 M/N:8828
 Power Rating : DC 3V
 Test Mode : Running
 Memo : Controller

	Freq. (MHz)	Ant. Factor (dB/m)	Cable Loss (dB)	Reading (dBuV)	Emission Level (dBuV/m)	Limits (dBuV/m)	Margin (dB)	Remark
1	58.13	6.90	0.90	8.21	16.01	40.00	23.99	QP
2	94.99	9.92	1.06	6.38	17.36	43.50	26.14	QP
3	279.29	12.67	1.57	3.10	17.34	46.00	28.66	QP

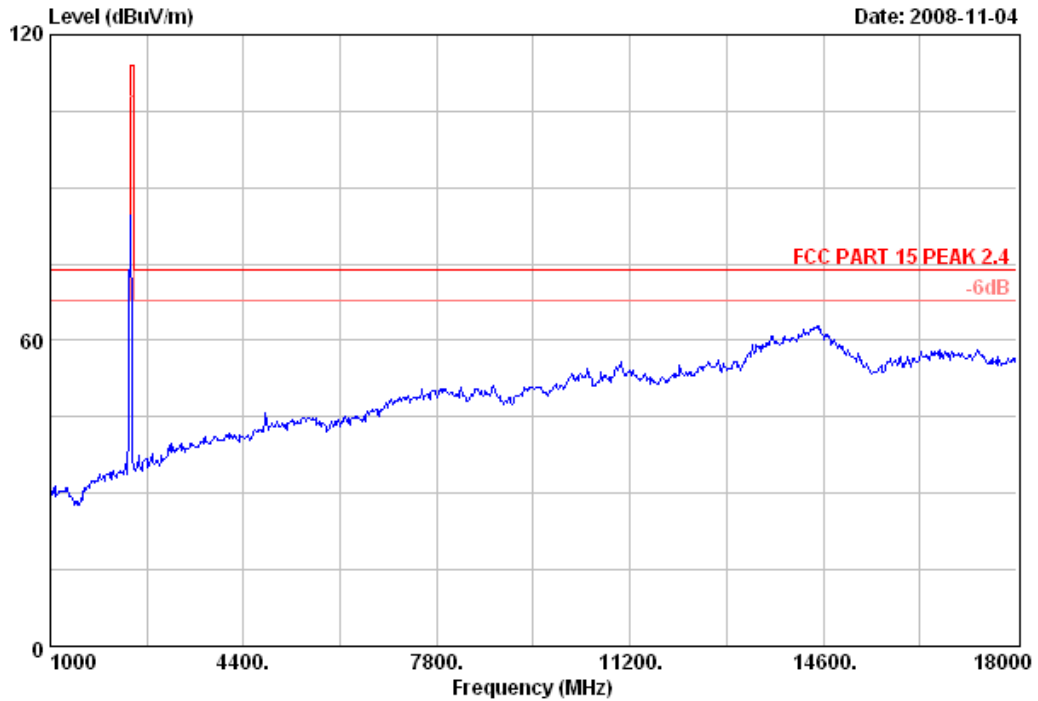
Remarks: 1. Emission Level= Antenna Factor + Cable Loss + Reading.
 2. The emission levels that are 20dB below the official limit are not reported.

Test Frequency: 1GHz-18GHz



No.6 Ke Feng Road,B1;ck 52,
 ShenZhen Science & Industry Park
 Noutou,ShenZhen,GuangDong,China
 Tel:+86-755-26639495-7
 Fax:+86-755-26632877
 Postcode:518057

Data: 3 File: E:\2008 report data\m\mad catz\ACS8QH219.EMI (32)



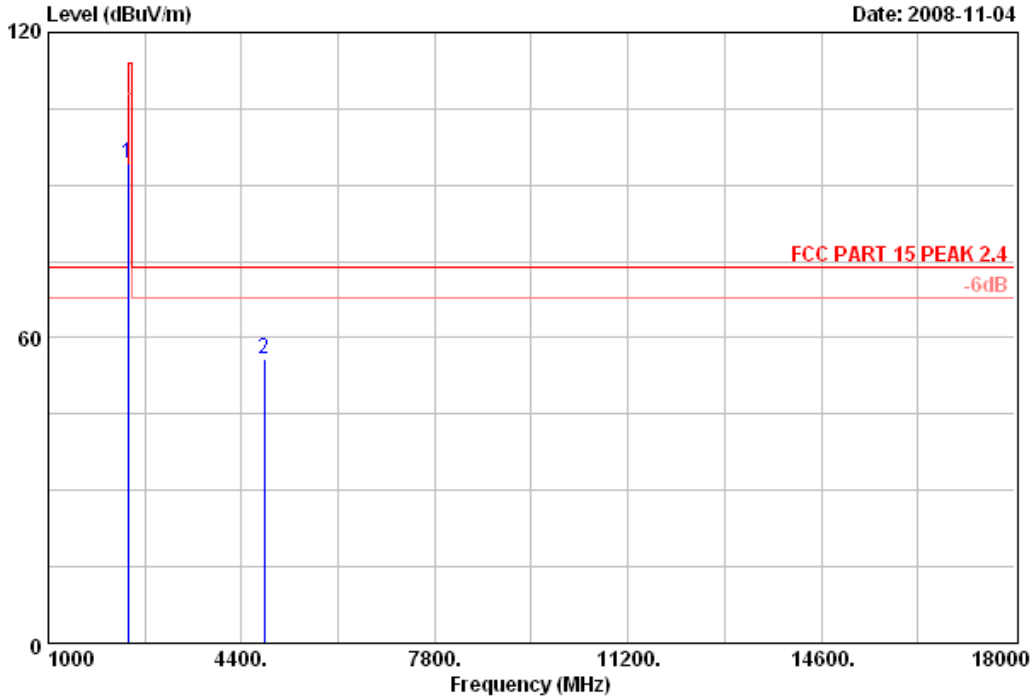
Site no. : 3# Chamber	Data no. : 3
Dis. / Ant. : 3m 3115	Ant. pol. : HORIZONTAL
Limit : FCC PART 15 PEAK 2.4	
Env. / Ins. : 23*C/54%	Engineer : Power
EUT : Wireless FightPad for PS3	M/N:8828
Power Rating: DC 3V	
Test mode : Tx 2403MHz	
Memo : Controller	



No.6 Ke Feng Road,B1:ck 52,
ShenZhen Science & Industry Park
Noutou,ShenZhen,GuangDong,China
Tel:+86-755-26639495-7
Fax:+86-755-26632877
Postcode:518057

Data: 4 File: E:\2008 report data\M\mad catz\ACS80H219.EMI (32)

Date: 2008-11-04



Site no. : 3# Chamber Data no. : 4
 Dis. / Ant. : 3m 3115 Ant. pol. : HORIZONTAL
 Limit : FCC PART 15 PEAK 2.4
 Env. / Ins. : 23°C/54% Engineer : Power
 EUT : Wireless FightPad for PS3 M/N:8828
 Power Rating: DC 3V
 Test mode : Tx 2403MHz
 Memo : Controller

	Ant. Factor (dB/m)	Cable Loss (dB)	Amp Factor (dB)	Emission Reading (dBuV)	Emission Level (dBuV/m)	Limits (dBuV/m)	Margin (dB)	Remark
1	28.48	6.73	35.95	94.93	94.19	114.00	19.81	Peak
2	34.36	10.54	35.23	46.10	55.77	74.00	18.23	Peak

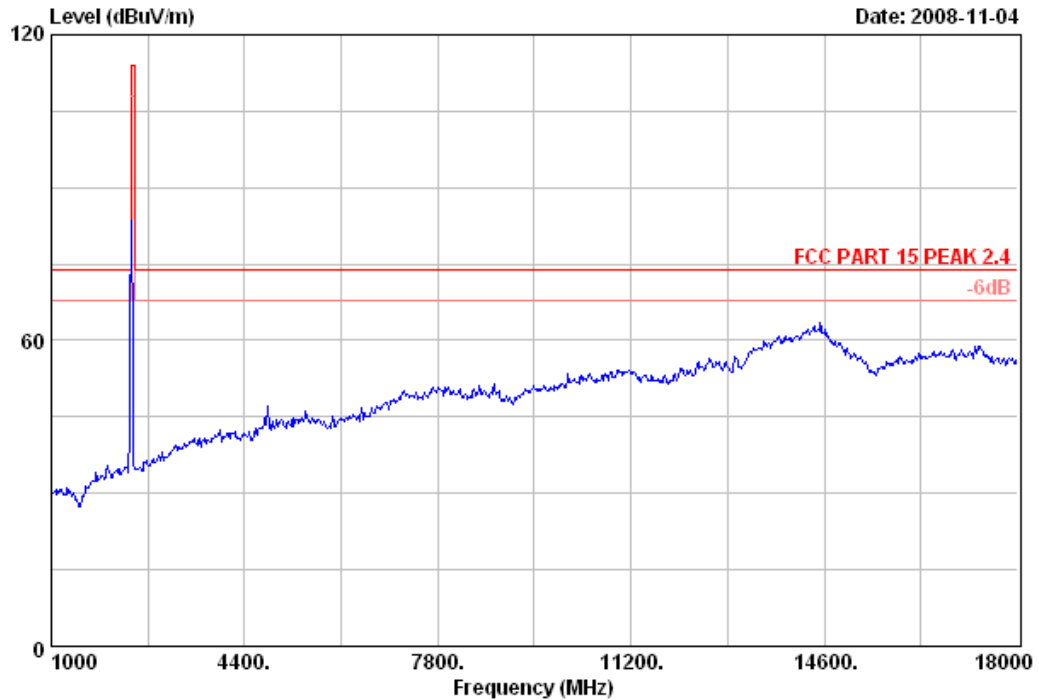
Remarks: 1. Emission Level= Antenna Factor + Cable Loss - Amp Factor + Reading.
 2. The emission levels that are 20dB below the official limit are not reported.

Frequency (MHz)	PK Level (dBuV/m)	Duty cycle factor (dB)	Average Level (dBuV/m)	Limit (dBuV/m)	Margin (dB)
2403	94.19	28.71	65.48	94	28.52
4806	55.77	28.71	27.06	54	26.94



No.6 Ke Feng Road,B1:ck 52,
ShenZhen Science & Industry Park
Noutou,ShenZhen,GuangDong,China
Tel:+86-755-26639495-7
Fax:+86-755-26632877
Postcode:518057

Data: 1 File: E:\2008 report data\Mmad catz\ACS80H219.EMI (32)

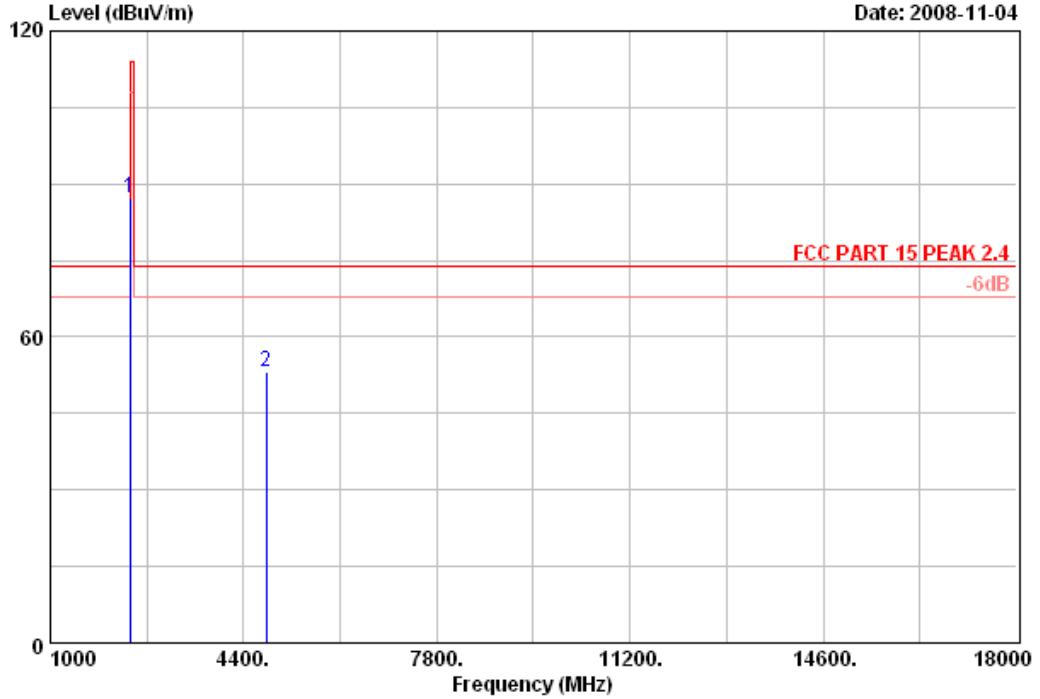


Site no.	: 3# Chamber	Data no.	: 1
Dis. / Ant.	: 3m 3115	Ant. pol.	: VERTICAL
Limit	: FCC PART 15 PEAK 2.4		
Env. / Ins.	: 23°C/54%	Engineer	: Power
EUT	: Wireless FightPad for PS3	M/N:	8828
Power Rating:	DC 3V		
Test mode	: Tx 2403MHz		
Memo	: Controller		



No.6 Ke Feng Road,B1;ck 52,
Shenzhen Science & Industry Park
Noutou,Shenzhen,GuangDong,China
Tel:+86-755-26639495-7
Fax:+86-755-26632877
Postcode:518057

Data: 2 File: E:\2008 report data\mad catz\ACS8QH219.EMI (32)



Site no. : 3# Chamber Data no. : 2
 Dis. / Ant. : 3m 3115 Ant. pol. : VERTICAL
 Limit : FCC PART 15 PEAK 2.4
 Env. / Ins. : 23°C/54% Engineer : Power
 EUT : Wireless FightPad for PS3 M/N:8828
 Power Rating: DC 3V
 Test mode : Tx 2403MHz
 Memo : Controller

	Freq.	Ant.	Cable	Amp	Emission				
	(MHz)	Factor	Loss	Factor	Reading	Level	Limits	Margin	Remark
		(dB/m)	(dB)	(dB)	(dBuV)	(dBuV/m)	(dBuV/m)	(dB)	
1	2403.00	28.48	6.73	35.95	88.06	87.32	114.00	26.68	Peak
2	4806.00	34.36	10.54	35.23	43.46	53.13	74.00	20.87	Peak

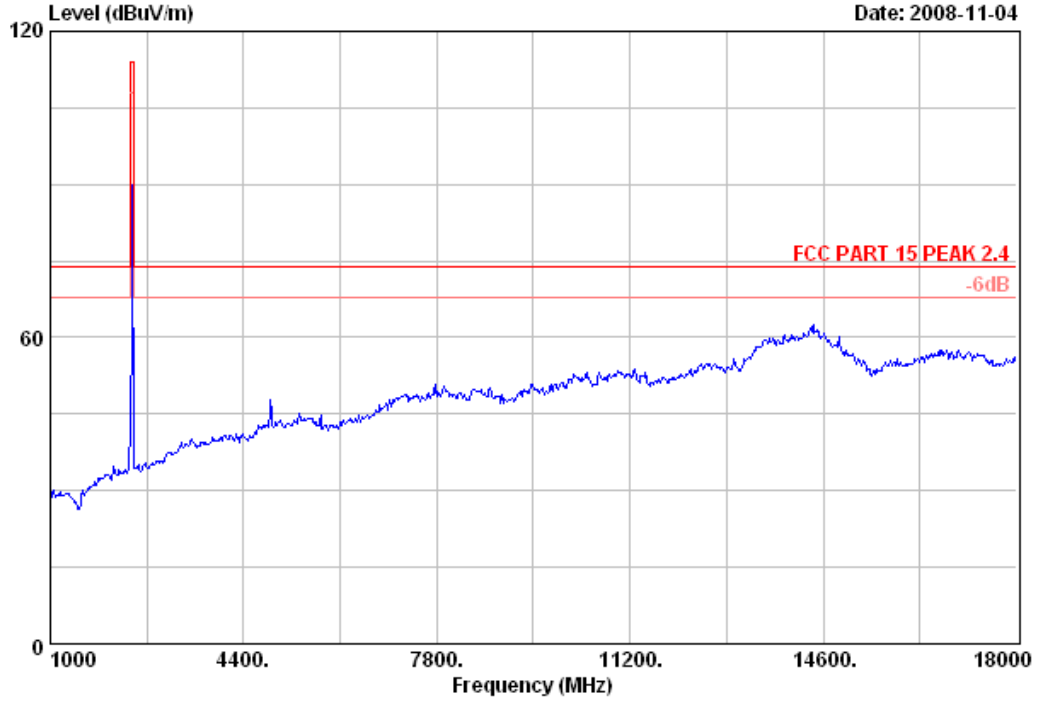
Remarks: 1. Emission Level= Antenna Factor + Cable Loss - Amp Factor + Reading.
 2. The emission levels that are 20dB below the official limit are not reported.

Frequency (MHz)	PK Level (dBuV/m)	Duty cycle factor (dB)	Average Level (dBuV/m)	Limit (dBuV/m)	Margin (dB)
2403	87.32	28.71	58.61	94	35.39
4806	53.13	28.71	24.42	54	29.58



No.6 Ke Feng Road,Block 52,
 ShenZhen Science & Industry Park
 Noutou, ShenZhen, GuangDong, China
 Tel:+86-755-26639495-7
 Fax:+86-755-26632877
 Postcode:518057

Data: 7 File: E:\2008 report data\M\mad catz\ACS80H219.EMI (32)

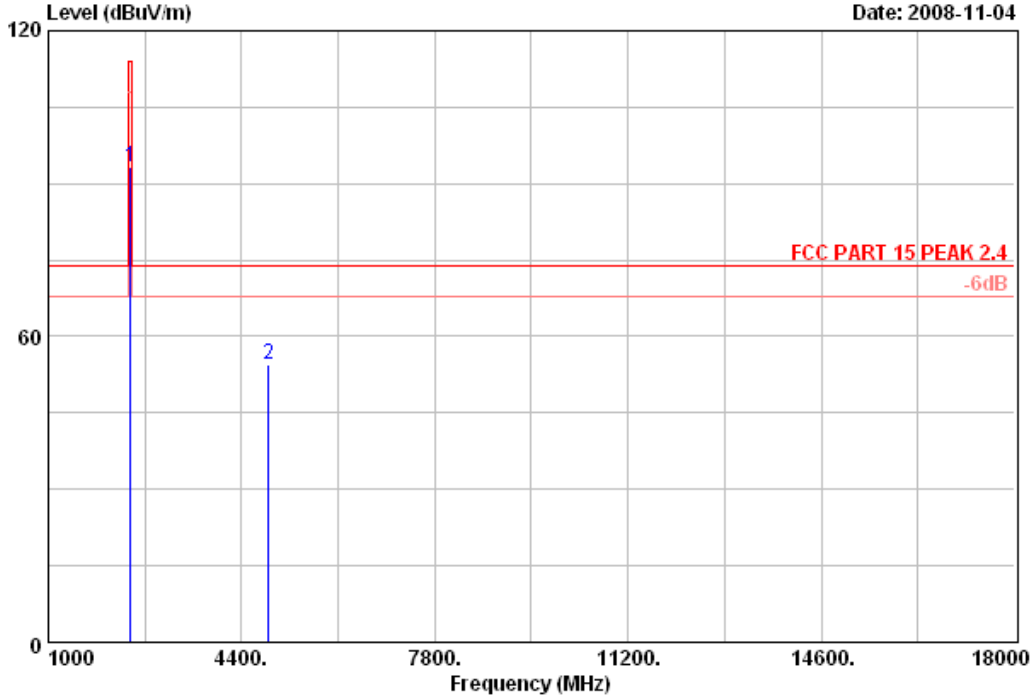


Site no. : 3# Chamber	Data no. : 7
Dis. / Ant. : 3m 3115	Ant. pol. : HORIZONTAL
Limit : FCC PART 15 PEAK 2.4	
Env. / Ins. : 23°C/54%	Engineer : Power
EUT : Wireless FightPad for PS3	M/N:8828
Power Rating: DC 3V	
Test mode : Tx 2441MHz	
Memo : Controller	



No.6 Ke Feng Road,Block 52,
Shenzhen Science & Industry Park
Noutou, Shenzhen, Guangdong, China
Tel:+86-755-26639495-7
Fax:+86-755-26632877
Postcode:518057

Data: 8 File: E:\2008 report data\M\mad catz\ACS8QH219.EMI (32)



Site no. : 3# Chamber Data no. : 8
 Dis. / Ant. : 3m 3115 Ant. pol. : HORIZONTAL
 Limit : FCC PART 15 PEAK 2.4
 Env. / Ins. : 23°C/54% Engineer : Power
 EUT : Wireless FightPad for PS3 M/N:8828
 Power Rating: DC 3V
 Test mode : Tx 2441MHz
 Memo : Controller

	Freq.	Ant.	Cable	Amp	Emission				
	(MHz)	Factor	Loss	Factor	Reading	Level	Limits	Margin	Remark
		(dB/m)	(dB)	(dB)	(dBuV)	(dBuV/m)	(dBuV/m)	(dB)	
1	2441.00	28.53	6.80	35.96	93.95	93.32	114.00	20.68	Peak
2	4882.00	34.78	10.57	35.13	44.21	54.43	74.00	19.57	Peak

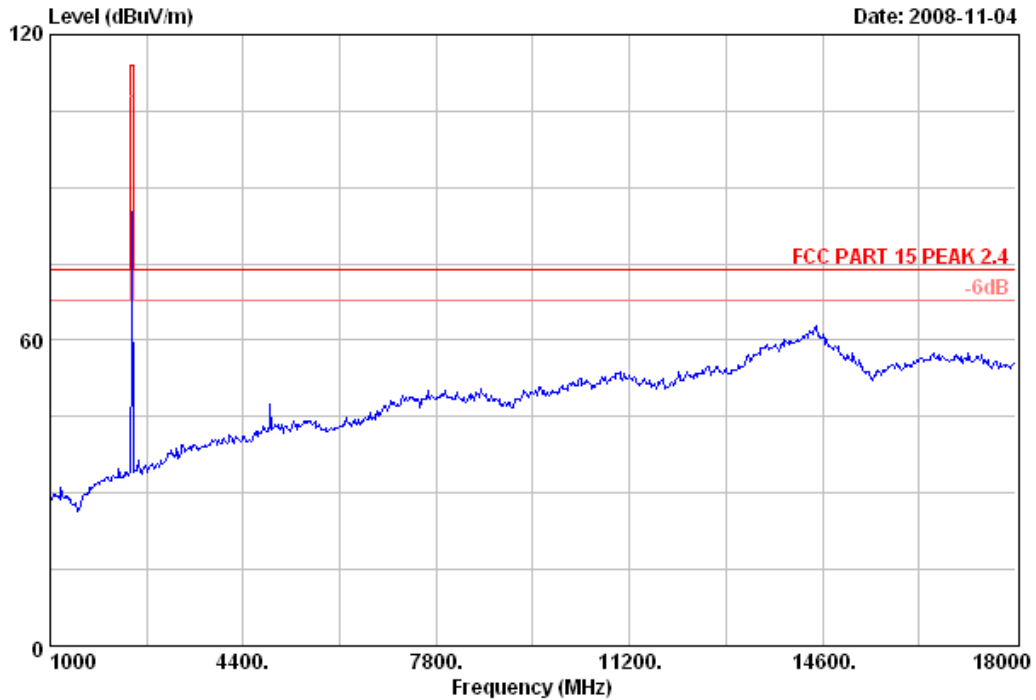
Remarks: 1. Emission Level= Antenna Factor + Cable Loss - Amp Factor + Reading.
 2. The emission levels that are 20dB below the official limit are not reported.

Frequency (MHz)	PK Level (dBuV/m)	Duty cycle factor (dB)	Average Level (dBuV/m)	Limit (dBuV/m)	Margin (dB)
2441	93.32	28.71	64.61	94	29.39
4882	54.43	28.71	25.72	54	28.28



No.6 Ke Feng Road,B1;ck 52,
ShenZhen Science & Industry Park
Noutou, ShenZhen, GuangDong, China
Tel:+86-755-26639495-7
Fax:+86-755-26632877
Postcode:518057

Data: 5 File: E:\2008 report data\l\mad catz\ACS80H219.EMI (32)



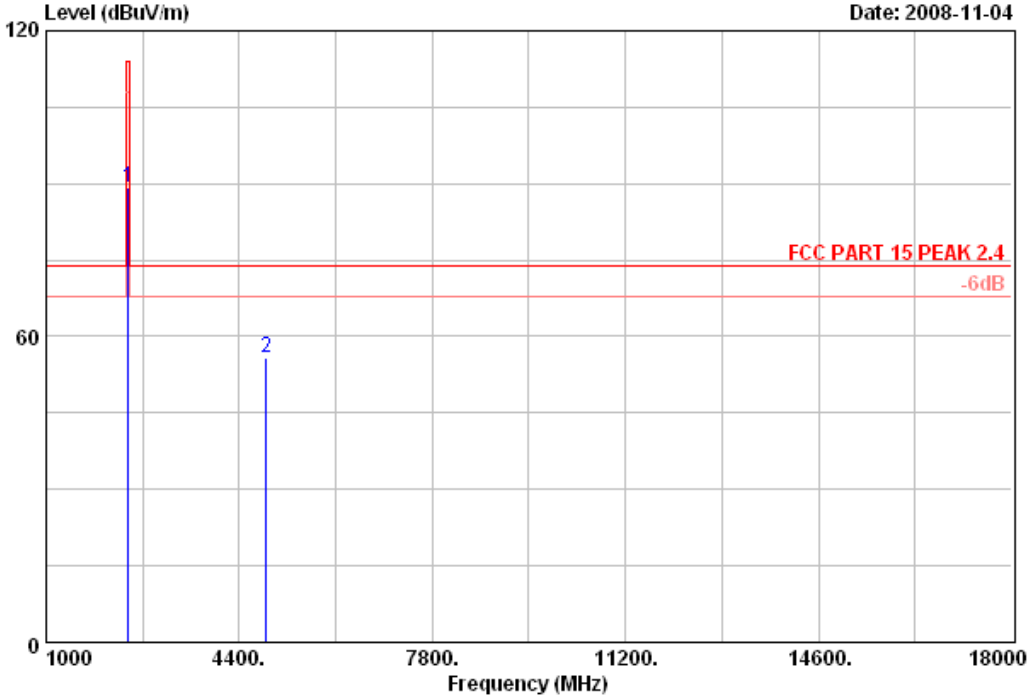
Site no.	: 3# Chamber	Data no.	: 5
Dis. / Ant.	: 3m 3115	Ant. pol.	: VERTICAL
Limit	: FCC PART 15 PEAK 2.4		
Env. / Ins.	: 23°C/54%	Engineer	: Power
EUT	: Wireless FightPad for PS3	M/N:	8828
Power Rating:	DC 3V		
Test mode	: Tx 2441MHz		
Memo	: Controller		



No.6 Ke Feng Road,B1;ck 52,
ShenZhen Science & Industry Park
Noutou,ShenZhen,GuangDong,China
Tel:+86-755-26639495-7
Fax:+86-755-26632877
Postcode:518057

Data: 6 File: E:\2008 report data\l\mad catz\ACS80H219.EMI (32)

Date: 2008-11-04



Site no. : 3# Chamber Data no. : 6
Dis. / Ant. : 3m 3115 Ant. pol. : VERTICAL
Limit : FCC PART 15 PEAK 2.4
Env. / Ins. : 23°C/54% Engineer : Power
EUT : Wireless FightPad for PS3 M/N:8828
Power Rating: DC 3V
Test mode : Tx 2441MHz
Memo : Controller

	Freq. (MHz)	Ant. Factor (dB/m)	Cable Loss (dB)	Amp Factor (dB)	Reading (dBuV)	Emission Level (dBuV/m)	Limits (dBuV/m)	Margin (dB)	Remark
1	2441.23	28.53	6.80	35.96	89.92	89.29	114.00	24.71	Peak
2	4882.50	34.78	10.57	35.13	45.49	55.71	74.00	18.29	Peak

Remarks: 1. Emission Level= Antenna Factor + Cable Loss - Amp Factor + Reading.
2. The emission levels that are 20dB below the official limit are not reported.

Frequency (MHz)	PK Level (dBuV/m)	Duty cycle factor (dB)	Average Level (dBuV/m)	Limit (dBuV/m)	Margin (dB)
2441.23	89.29	28.71	60.58	94	33.42
4882.5	55.71	28.71	27	54	27

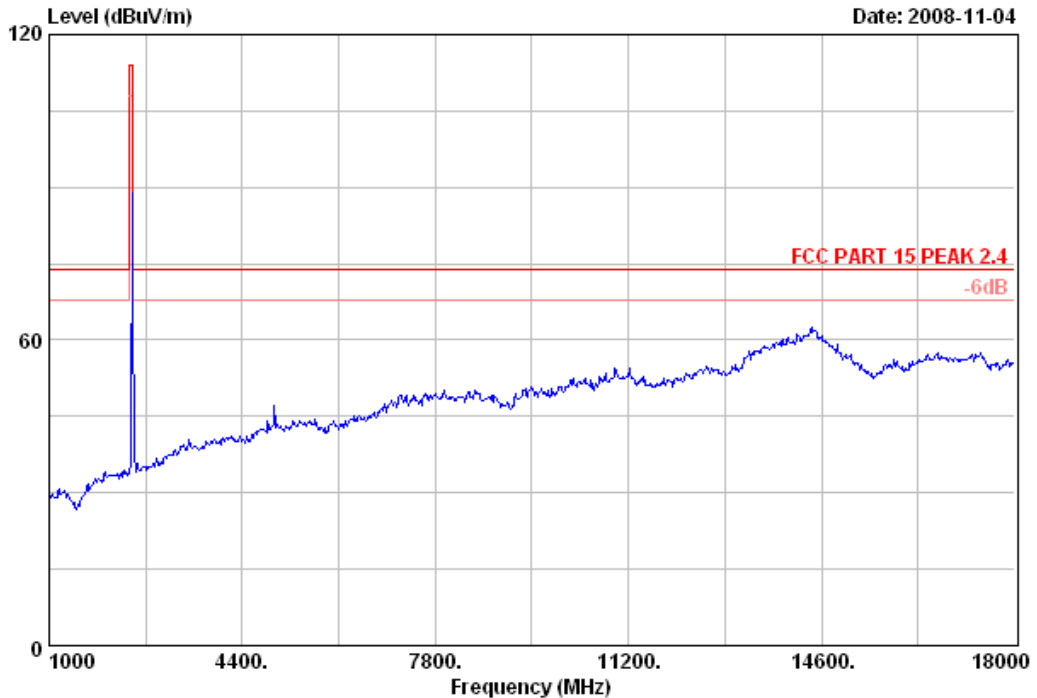


No.6 Ke Feng Road,Block 52,
ShenZhen Science & Industry Park
Noutou, ShenZhen, GuangDong, China
Tel:+86-755-26639495-7
Fax:+86-755-26632877
Postcode:518057

Data: 9

File: E:\2008 report data\l\mad catz\ACS80H219.EMI (32)

Date: 2008-11-04

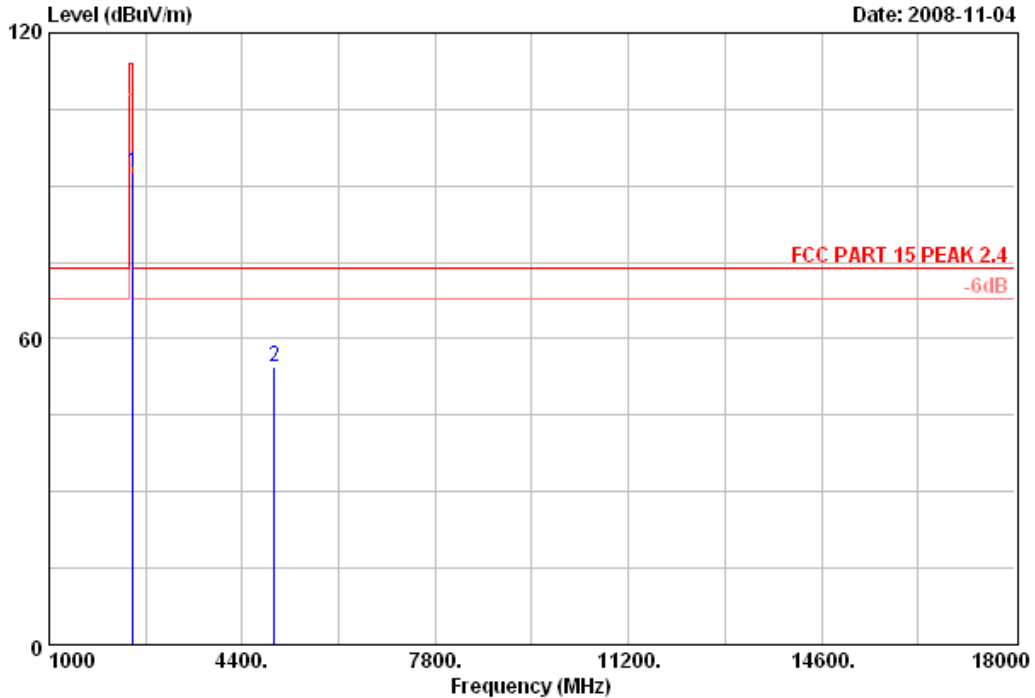


Site no.	: 3# Chamber	Data no.	: 9
Dis. / Ant.	: 3m 3115	Ant. pol.	: HORIZONTAL
Limit	: FCC PART 15 PEAK 2.4		
Env. / Ins.	: 23°C/54%	Engineer	: Power
EUT	: Wireless FightPad for PS3	M/N:	8828
Power Rating:	DC 3V		
Test mode	: Tx 2480MHz		
Memo	: Controller		



No.6 Ke Feng Road,B1;ck 52,
ShenZhen Science & Industry Park
Noutou,ShenZhen,GuangDong,China
Tel:+86-755-26639495-7
Fax:+86-755-26632877
Postcode:518057

Data: 10 File: E:\2008 report data\l\mad catz\ACS80H219.EMI (32)



Site no. : 3# Chamber Data no. : 10
 Dis. / Ant. : 3m 3115 Ant. pol. : HORIZONTAL
 Limit : FCC PART 15 PEAK 2.4
 Env. / Ins. : 23°C/54% Engineer : Power
 EUT : Wireless FightPad for PS3 M/N:8828
 Power Rating: DC 3V
 Test mode : Tx 2480MHz
 Memo : Controller

	Freq.	Ant. Factor	Cable Loss	Amp Factor	Reading	Emission Level	Limits	Margin	Remark
	(MHz)	(dB/m)	(dB)	(dB)	(dBuV)	(dBuV/m)	(dBuV/m)	(dB)	
1	2480.00	28.58	6.87	35.96	93.00	92.49	114.00	21.51	Peak
2	4960.40	35.29	10.59	35.10	43.57	54.35	74.00	19.65	Peak

Remarks: 1. Emission Level= Antenna Factor + Cable Loss - Amp Factor + Reading.
 2. The emission levels that are 20dB below the official limit are not reported.

Frequency (MHz)	PK Level (dBuV/m)	Duty cycle factor (dB)	Average Level (dBuV/m)	Limit (dBuV/m)	Margin (dB)
2480	92.49	28.71	63.78	94	30.22
4960	54.35	28.71	25.64	54	28.36

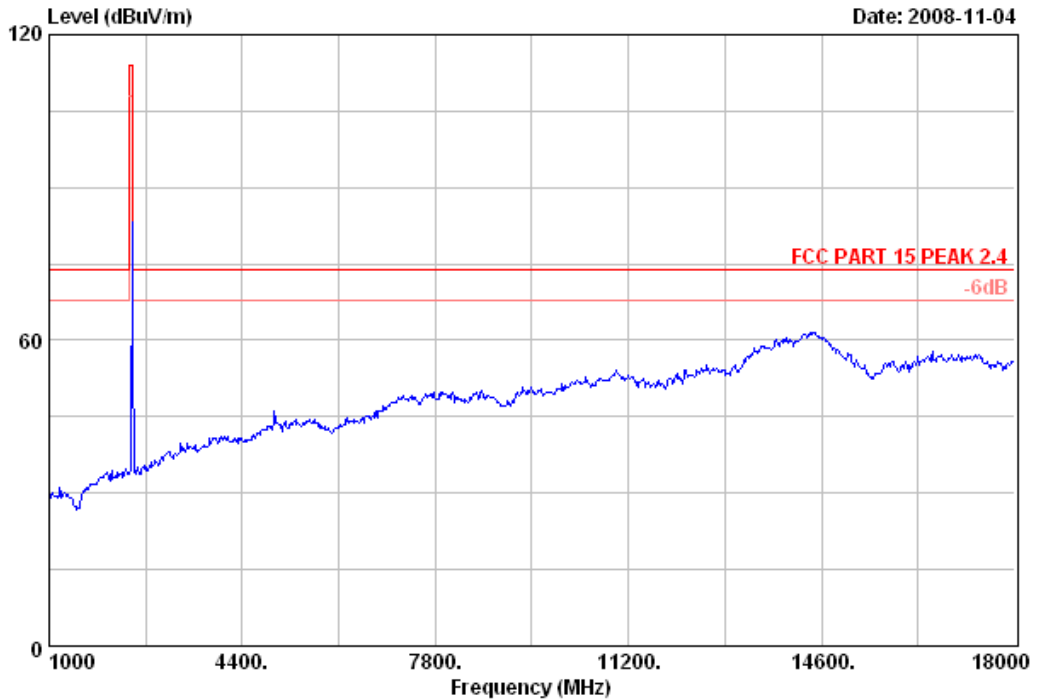


No.6 Ke Feng Road,Block 52,
ShenZhen Science & Industry Park
Noutou, ShenZhen, GuangDong, China
Tel:+86-755-26639495-7
Fax:+86-755-26632877
Postcode:518057

Data: 11

File: E:\2008 report data\l\mad catz\ACS80H219.EMI (32)

Date: 2008-11-04

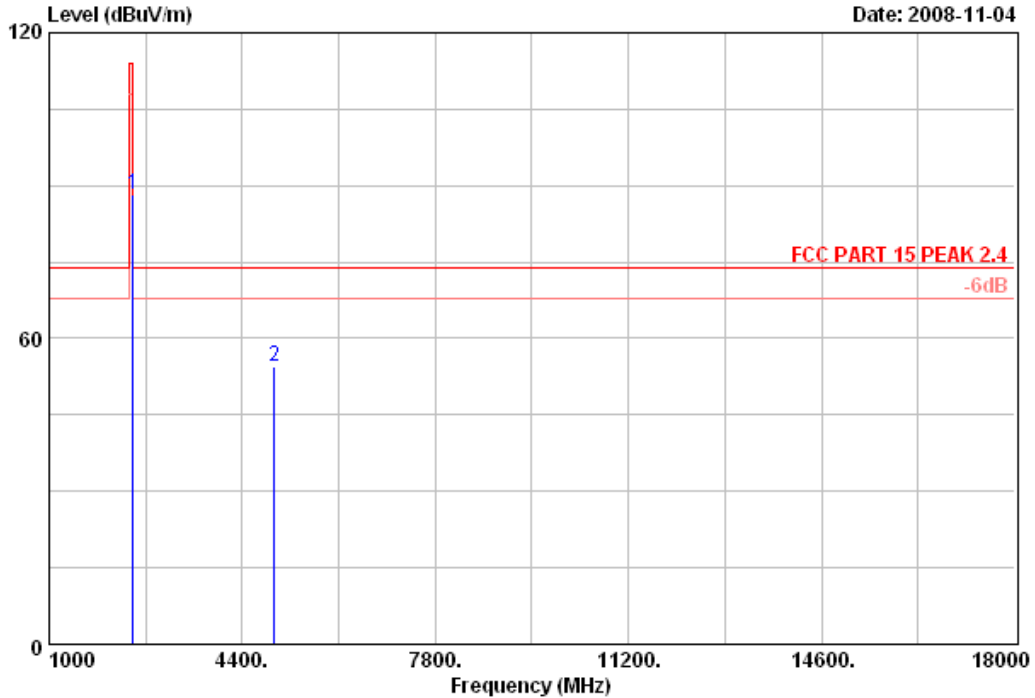


Site no.	: 3# Chamber	Data no.	: 11
Dis. / Ant.	: 3m 3115	Ant. pol.	: VERTICAL
Limit	: FCC PART 15 PEAK 2.4		
Env. / Ins.	: 23°C/54%	Engineer	: Power
EUT	: Wireless FightPad for PS3	M/N:	8828
Power Rating:	DC 3V		
Test mode	: Tx 2480MHz		
Memo	: Controller		



No.6 Ke Feng Road,B1;ck 52,
ShenZhen Science & Industry Park
Noutou,ShenZhen,GuangDong,China
Tel:+86-755-26639495-7
Fax:+86-755-26632877
Postcode:518057

Data: 12 File: E:\2008 report data\l\mad catz\ACS80H219.EMI (32)



Site no. : 3# Chamber Data no. : 12
 Dis. / Ant. : 3m 3115 Ant. pol. : VERTICAL
 Limit : FCC PART 15 PEAK 2.4
 Env. / Ins. : 23°C/54% Engineer : Power
 EUT : Wireless FightPad for PS3 M/N:8828
 Power Rating: DC 3V
 Test mode : Tx 2480MHz
 Memo : Controller

	Freq.	Ant.	Cable	Amp	Emission				
	(MHz)	Factor	Loss	Factor	Reading	Level	Limits	Margin	Remark
		(dB/m)	(dB)	(dB)	(dBuV)	(dBuV/m)	(dBuV/m)	(dB)	
1	2480.22	28.58	6.87	35.96	88.89	88.38	114.00	25.62	Peak
2	4960.98	35.29	10.59	35.10	43.82	54.60	74.00	19.40	Peak

Remarks: 1. Emission Level= Antenna Factor + Cable Loss - Amp Factor + Reading.
 2. The emission levels that are 20dB below the official limit are not reported.

Frequency (MHz)	PK Level (dBuV/m)	Duty cycle factor (dB)	Average Level (dBuV/m)	Limit (dBuV/m)	Margin (dB)
2480	88.38	28.71	59.67	94	34.33
4960	54.60	28.71	25.89	54	28.11

5. BAND EDGE COMPLIANCE TEST

5.1. Test Equipment

Item	Equipment	Manufacturer	Model No.	Serial No.	Last Cal.	Cal. Interval
1	Spectrum Analyzer	Agilent	E4446A	US44300459	May,10, 08	1 Year
2	Horn Antenna	EMCO	3115	9607-4877	May,27, 08	1.5 Year
3	Amplifier	HP	8449B	3008A00863	May,10, 08	1 Year
4	RF Cable	Hubersuhner	SUCOFLEX	182769/4	May,28, 08	1 Year
5	RF Cable	Hubersuhner	SUCOFLEX	182768/4	May,28, 08	1 Year
6	RF Cable	Hubersuhner	SUCOFLEX	182771/4	May,28, 08	1 Year

5.2. Limit

Emissions radiated outside of the specified frequency bands, except for harmonics, shall be attenuated by at least 50dB below the level of the fundamental or to the general radiated emission limits in section 15.209, which is the lesser attenuation.

5.3. Test Produce

1. The EUT is placed on a turntable, which is 0.8m above the ground plane and worked at highest radiated power.
2. The turntable was rotated for 360 degrees to determine the position of maximum emission level.
3. EUT is set 3m away from the receiving antenna, which is varied from 1m to 4m to find out the highest emission.
4. Set the spectrum analyzer in the following setting in order to capture the lower and upperband-edges of the emission:
PEAK: RBW=VBW=1MHz, PK detector, Sweep=AUTO

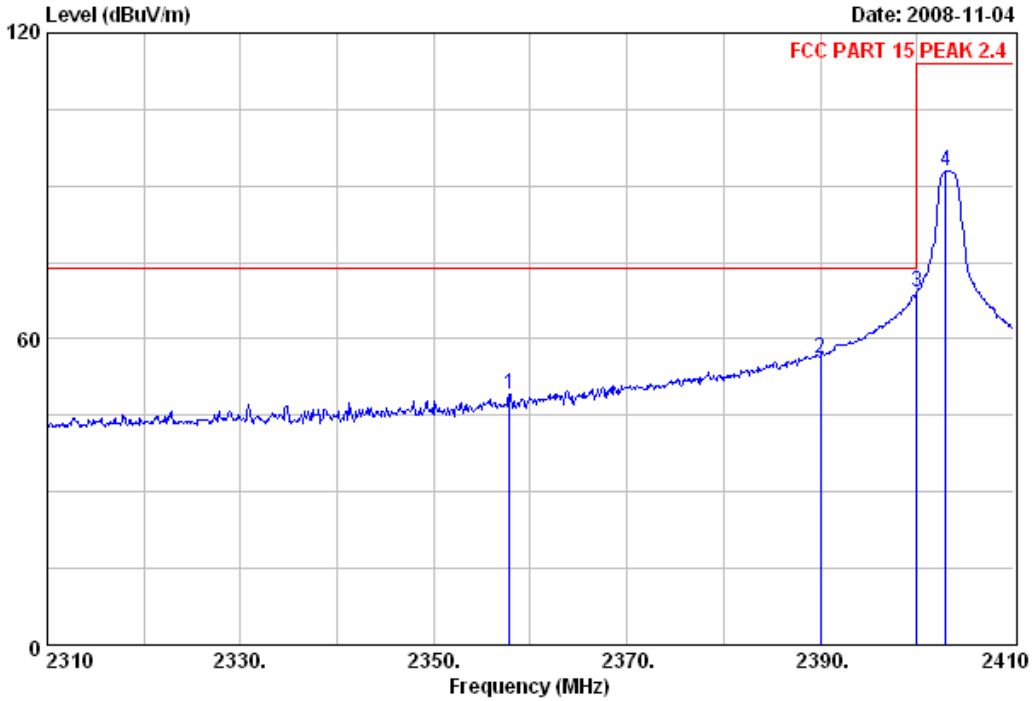
5.4. Test Results

Pass (The testing data was attached in the next pages.)



No.6 Ke Feng Road,B1:ck 52,
 ShenZhen Science & Industry Park
 Noutou,ShenZhen,GuangDong,China
 Tel:+86-755-26639495-7
 Fax:+86-755-26632877
 Postcode:518057

Data: 13 File: E:\2008 report data\Mmad catz\ACS80H219.EMI (32)



Site no. : 3# Chamber Data no. : 13
 Dis. / Ant. : 3m 3115 Ant. pol. : HORIZONTAL
 Limit : FCC PART 15 PEAK 2.4
 Env. / Ins. : 23°C/54% Engineer : Power
 EUT : Wireless FightPad for PS3 M/N:8828
 Power Rating: DC 3V
 Test mode : Tx 2403MHz
 Memo : Controller

	Ant.	Cable	Amp	Emission					
Freq.	Factor	Loss	Factor	Reading	Level	Limits	Margin	Remark	
(MHz)	(dB/m)	(dB)	(dB)	(dBuV)	(dBuV/m)	(dBuV/m)	(dB)		
1	28.41	6.69	35.99	50.10	49.21	74.00	24.79	Peak	
2	28.46	6.71	35.95	56.86	56.08	74.00	17.92	Peak	
3	28.46	6.73	35.95	69.81	69.05	74.00	4.95	Peak	
4	28.48	6.73	35.95	93.51	92.77	114.00	21.23	Peak	

Remarks: 1. Emission Level= Antenna Factor + Cable Loss - Amp Factor + Reading.
 2. The emission levels that are 20dB below the official limit are not reported.

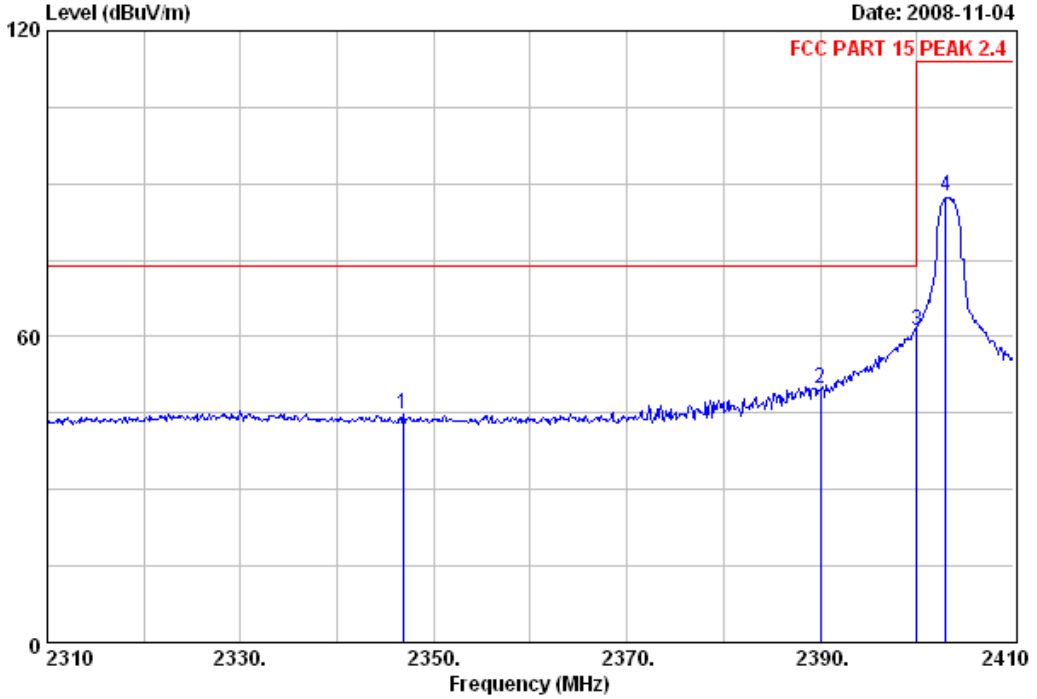
Frequency (MHz)	PK Level (dBuV/m)	Duty cycle factor (dB)	Average Level (dBuV/m)	Limit (dBuV/m)	Margin (dB)
2390	56.86	28.71	28.15	54	25.85
2357.8	49.21	28.71	20.5	54	33.5



No.6 Ke Feng Road,B1:ck 52,
 ShenZhen Science & Industry Park
 Noutou,ShenZhen,GuangDong,China
 Tel:+86-755-26639495-7
 Fax:+86-755-26632877
 Postcode:518057

Data: 14 File: E:\2008 report data\Mmad catz\ACS80H219.EMI (32)

Date: 2008-11-04



Site no. : 3# Chamber Data no. : 14
 Dis. / Ant. : 3m 3115 Ant. pol. : VERTICAL
 Limit : FCC PART 15 PEAK 2.4
 Env. / Ins. : 23°C/54% Engineer : Power
 EUT : Wireless FightPad for PS3 M/N:8828
 Power Rating: DC 3V
 Test mode : Tx 2403MHz
 Memo : Controller

	Ant.	Cable	Amp	Emission					
Freq.	Factor	Loss	Factor	Reading	Level	Limits	Margin	Remark	
(MHz)	(dB/m)	(dB)	(dB)	(dBuV)	(dBuV/m)	(dBuV/m)	(dB)		
1	28.38	6.67	35.99	45.72	44.78	74.00	29.22	Peak	
2	28.46	6.71	35.95	50.43	49.65	74.00	24.35	Peak	
3	28.46	6.73	35.95	61.97	61.21	74.00	12.79	Peak	
4	28.48	6.73	35.95	88.45	87.71	114.00	26.29	Peak	

Remarks: 1. Emission Level= Antenna Factor + Cable Loss - Amp Factor + Reading.
 2. The emission levels that are 20dB below the official limit are not reported.

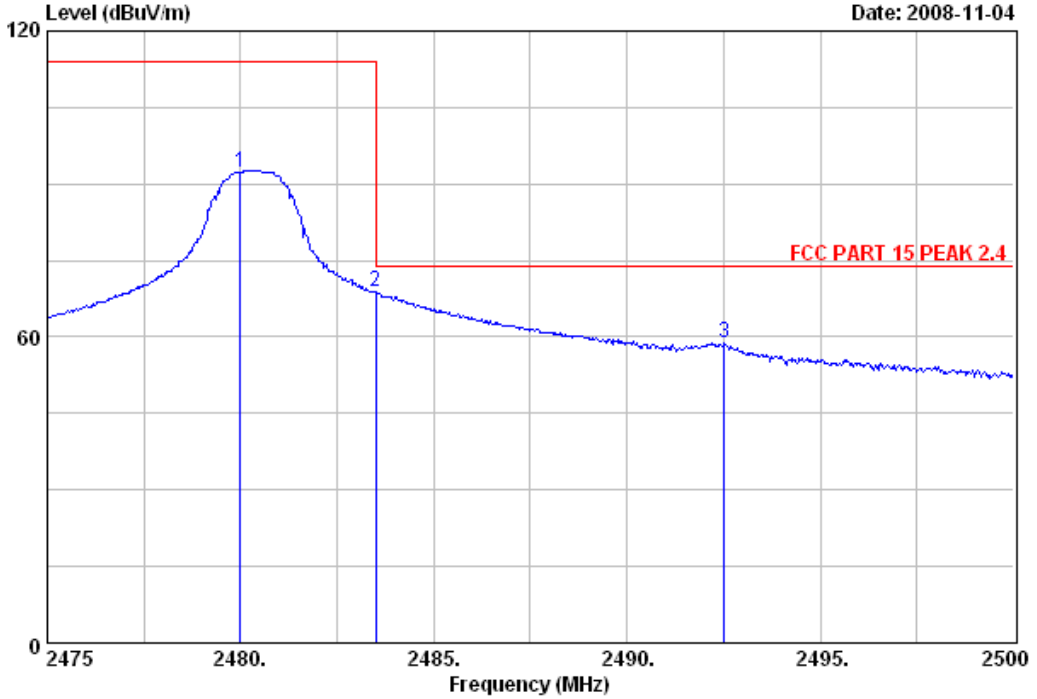
Frequency (MHz)	PK Level (dBuV/m)	Duty cycle factor (dB)	Average Level (dBuV/m)	Limit (dBuV/m)	Margin (dB)
2390	49.65	28.71	20.94	54	33.06
2346.8	44.78	28.71	16.07	54	37.93



No.6 Ke Feng Road,B1:ck 52,
 ShenZhen Science & Industry Park
 Noutou,ShenZhen,GuangDong,China
 Tel:+86-755-26639495-7
 Fax:+86-755-26632877
 Postcode:518057

Data: 16 File: E:\2008 report data\Mmad catz\ACS80H219.EMI (32)

Date: 2008-11-04



Site no. : 3# Chamber Data no. : 16
 Dis. / Ant. : 3m 3115 Ant. pol. : HORIZONTAL
 Limit : FCC PART 15 PEAK 2.4
 Env. / Ins. : 23°C/54% Engineer : Power
 EUT : Wireless FightPad for PS3 M/N:8828
 Power Rating: DC 3V
 Test mode : Tx 2480MHz
 Memo : Controller

	Freq.	Ant.	Cable	Amp	Emission				
	(MHz)	Factor	Loss	Factor	Reading	Level	Limits	Margin	Remark
		(dB/m)	(dB)	(dB)	(dBuV)	(dBuV/m)	(dBuV/m)	(dB)	
1	2480.00	28.58	6.87	35.96	92.91	92.40	114.00	21.60	Peak
2	2483.50	28.58	6.87	35.96	69.52	69.01	74.00	4.99	Peak
3	2492.53	28.60	6.91	35.96	59.23	58.78	74.00	15.22	Peak

Remarks: 1. Emission Level= Antenna Factor + Cable Loss - Amp Factor + Reading.
 2. The emission levels that are 20dB below the official limit are not reported.

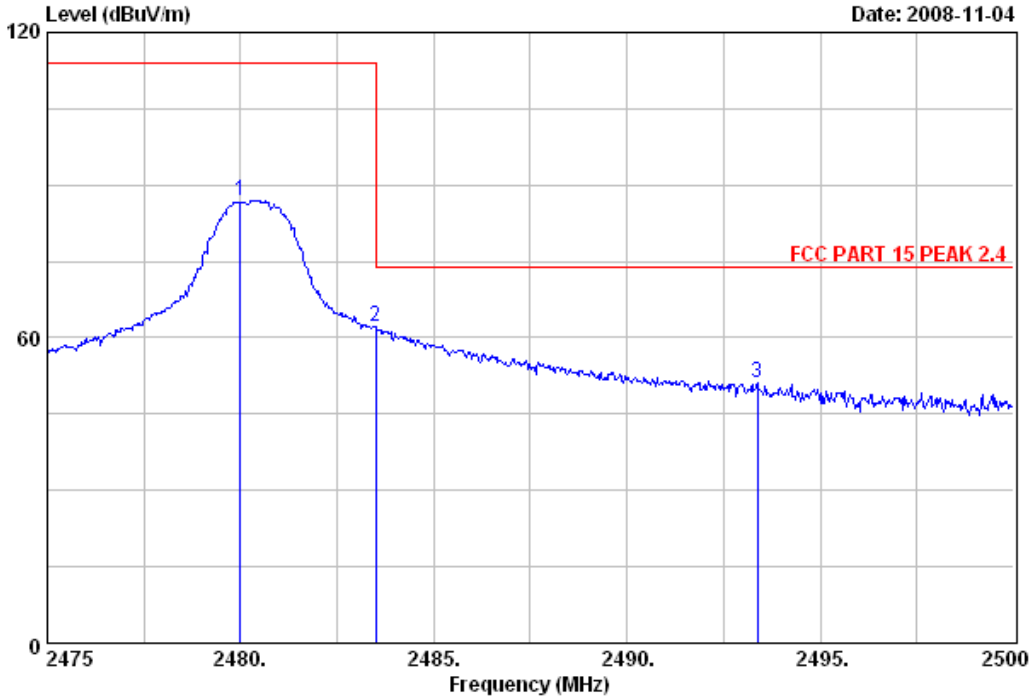
Frequency (MHz)	PK Level (dBuV/m)	Duty cycle factor (dB)	Average Level (dBuV/m)	Limit (dBuV/m)	Margin (dB)
2483.5	69.01	28.71	40.3	54	13.7
2492.53	58.78	28.71	30.07	54	23.93



No.6 Ke Feng Road,B1:ck 52,
ShenZhen Science & Industry Park
Noutou,ShenZhen,GuangDong,China
Tel:+86-755-26639495-7
Fax:+86-755-26632877
Postcode:518057

Data: 15 File: E:\2008 report data\Mmad catz\ACS80H219.EMI (32)

Date: 2008-11-04



Site no. : 3# Chamber Data no. : 15
Dis. / Ant. : 3m 3115 Ant. pol. : VERTICAL
Limit : FCC PART 15 PEAK 2.4
Env. / Ins. : 23°C/54% Engineer : Power
EUT : Wireless FightPad for PS3 M/N:8828
Power Rating: DC 3V
Test mode : Tx 2480MHz
Memo : Controller

	Ant.	Cable	Amp	Emission					
Freq.	Factor	Loss	Factor	Reading	Level	Limits	Margin	Remark	
(MHz)	(dB/m)	(dB)	(dB)	(dBuV)	(dBuV/m)	(dBuV/m)	(dB)		
1 2480.00	28.58	6.87	35.96	87.41	86.90	114.00	27.10	Peak	
2 2483.50	28.58	6.87	35.96	62.83	62.32	74.00	11.68	Peak	
3 2493.38	28.60	6.91	35.96	51.72	51.27	74.00	22.73	Peak	

Remarks: 1. Emission Level= Antenna Factor + Cable Loss - Amp Factor + Reading.
2. The emission levels that are 20dB below the official limit are not reported.

Frequency (MHz)	PK Level (dBuV/m)	Duty cycle factor (dB)	Average Level (dBuV/m)	Limit (dBuV/m)	Margin (dB)
2483.5	62.32	28.71	40.3	54	13.7
2493.38	51.27	28.71	30.07	54	23.93

6. 20DB BANDWIDTH TEST

6.1. Test Equipment

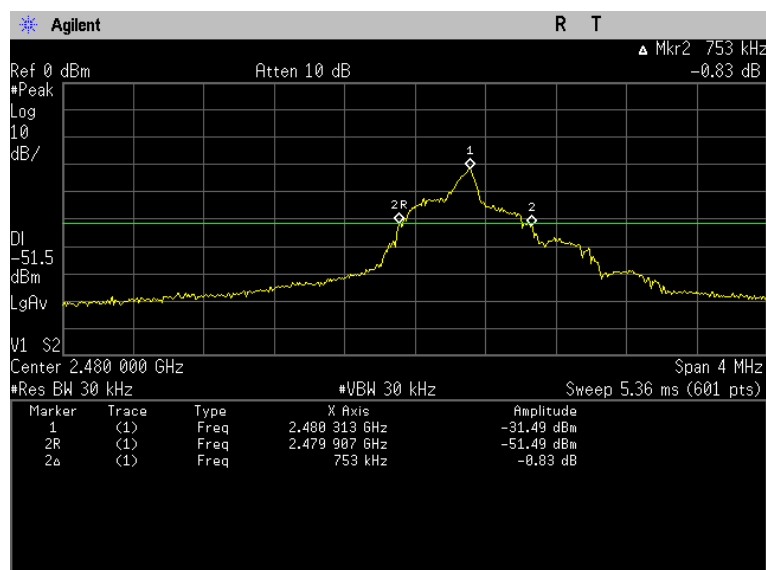
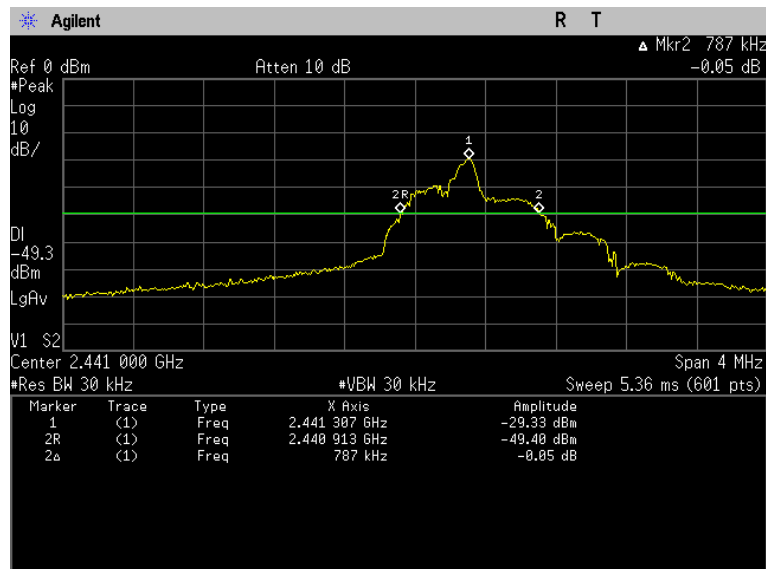
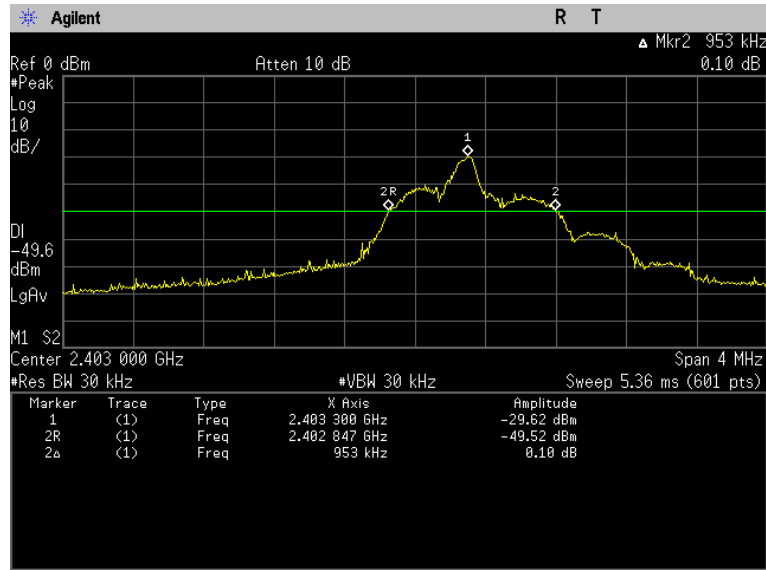
Item	Equipment	Manufacturer	Model No.	Serial No.	Last Cal.	Cal. Interval
1	Spectrum Analyzer	Agilent	E4446A	US44300459	May,10, 08	1 Year

6.2. Test Information

EUT:	Wireless FightPad for PS3
M/N:	8828
Test Date:	Nov.06, 2008
Ambient Temperature:	23°C
Relative Humidity:	54%
Test standard:	FCC PART 15C: 15.215
Test mode:	Transmitting
Test Frequency:	Low: 2403MHz Mid: 2441MHz High: 2480MHz
Test By:	Power

6.3. Test Results

CH	20dB Bandwidth (kHz)	Limit (kHz)	Conclusion
(Low)	953	---	PASS
(Mid)	787	---	PASS
(High)	753	---	PASS



7. DEVIATION TO TEST SPECIFICATIONS

[NONE]