



**FCC PART 15C TEST REPORT FOR CERTIFICATION  
On Behalf of**

**Mad Catz, Inc.**

**Mad Catz S.T.R.I.K.E.M Mobile Gaming Keyboard**

**Model Number: 43114**

**FCC ID: P25D243114A**

Prepared for : Mad Catz, Inc.  
7480 Mission Valley Road, Suite 101, San Diego,  
California, 92108, USA

Prepared By : Audix Technology (Shenzhen) Co., Ltd.  
No. 6, Ke Feng Rd., 52 Block,  
Shenzhen Science & Industrial Park,  
Nantou, Shenzhen, Guangdong, China

Tel: (0755) 26639496

Report Number : ACS-F14159  
Date of Test : Apr.19~May.01, 2014  
Date of Report : May.21, 2014

**TABLE OF CONTENTS**

<u>Description</u>	<u>Page</u>
<b>1. SUMMARY OF STANDARDS AND RESULTS .....</b>	<b>1-1</b>
1.1. Description of Standards and Results.....	1-1
<b>2. GENERAL INFORMATION.....</b>	<b>2-1</b>
2.1. Description of Device (EUT) .....	2-1
2.2. Tested Supporting System Details .....	2-2
2.3. Block Diagram of Test Setup.....	2-2
2.4. Test information .....	2-2
2.5. Test Facility.....	2-3
2.6. Measurement Uncertainty (95% confidence levels, k=2) .....	2-3
<b>3. POWER LINE CONDUCTED EMISSION MEASUREMENT.....</b>	<b>3-1</b>
3.1. Test Equipment .....	3-1
3.2. Block Diagram of Test Setup .....	3-1
3.3. Power Line Conducted Emission Test Limits.....	3-1
3.4. Configuration of EUT on Test .....	3-1
3.5. Operating Condition of EUT.....	3-2
3.6. Test Procedure.....	3-2
3.7. Conducted Emission at Mains Terminals Test Results .....	3-2
<b>4. RADIATED EMISSION MEASUREMENT .....</b>	<b>4-1</b>
4.1. Test Equipment .....	4-1
4.2. Block Diagram of Test Setup .....	4-2
4.3. Radiated Emission Limit Standard: FCC 15.247 .....	4-3
4.4. EUT Configuration on Test.....	4-3
4.5. Operating Condition of EUT.....	4-3
4.6. Test Procedure.....	4-3
4.7. Radiated Emission Test Results .....	4-4
<b>5. CONDUCTED SPURIOUS EMISSIONS .....</b>	<b>5-1</b>
5.1. Test Equipment .....	5-1
5.2. Limit.....	5-1
5.3. Test Procedure.....	5-1
5.4. Test result.....	5-1
<b>6. CARRIER FREQUENCY SEPARATION TEST .....</b>	<b>6-1</b>
6.1. Test Equipment .....	6-1
6.2. Limit.....	6-1
6.3. Test Results .....	6-1
<b>7. 20 DB BANDWIDTH TEST .....</b>	<b>7-1</b>
7.1. Test Equipment .....	7-1
7.2. Limit.....	7-1
7.3. Test Results .....	7-1
<b>8. NUMBER OF HOPPING FREQUENCY TEST.....</b>	<b>8-1</b>
8.1. Test Equipment .....	8-1
8.2. Limit.....	8-1
8.3. Test Results .....	8-1
<b>9. DWELL TIME.....</b>	<b>9-1</b>
9.1. Test Equipment .....	9-1

9.2.	Limit.....	9-1
9.3.	Test Results .....	9-1
<b>10.</b>	<b>MAXIMUM PEAK OUTPUT POWER TEST.....</b>	<b>10-1</b>
10.1.	Test Equipment .....	10-1
10.2.	Limit.....	10-1
10.3.	Test Procedure.....	10-1
10.4.	Test Results .....	10-2
<b>11.</b>	<b>BAND EDGE COMPLIANCE TEST .....</b>	<b>11-1</b>
11.1.	Test Equipment .....	11-1
11.2.	Limit.....	11-1
11.3.	Test Produce .....	11-1
11.4.	Test Results .....	11-1
<b>12.</b>	<b>DEVIATION TO TEST SPECIFICATIONS .....</b>	<b>12-1</b>
<b>13.</b>	<b>PHOTOGRAPH OF TEST.....</b>	<b>13-1</b>
13.1.	Photos of Radiated Emission Test.....	13-1
<b>14.</b>	<b>PHOTOS OF THE EUT .....</b>	<b>14-1</b>



FCC ID:P25D243114A

TEST REPORT CERTIFICATION

Applicant : Mad Catz, Inc.
Manufacturer : Mad Catz, Inc.
EUT Description : Mad Catz S.T.R.I.K.E.M Mobile Gaming Keyboard
FCC ID : P25D243114A
(A) MODEL NO. : 43114
(B) SERIAL NO. : N/A
(C)POWER SUPPLY : DC 3.7V; DC 5V From PC
(D)TEST VOLTAGE : DC 5V From PC Input AC 120V/60Hz

Tested for comply with:
FCC Rules and Regulations Part 15 Subpart C: 2013
Test procedure used:
ANSI C63.10:2009

The device described above is tested by AUDIX TECHNOLOGY (SHENZHEN) CO., LTD. to confirm comply with all the FCC Part 15 Subpart C requirements. The test results are contained in this test report and AUDIX TECHNOLOGY (SHENZHEN) CO., LTD. is assumed full responsibility for the accuracy and completeness of these tests. Also, this report shows that the Equipment Under Test (EUT) is to be technically compliant with the FCC and IC requirements. This report contains data that are not covered by the NVLAP accreditation.

This Report is made under FCC Part 2.1075. No modifications were required during testing to bring this product into compliance.

This report applies to above tested sample only. This report shall not be reproduced in part without written approval of AUDIX TECHNOLOGY (SHENZHEN) CO., LTD.

The report must not be used by the client to claim product certification, approval, or endorsement by NVLAP, NIST, or any agency of the federal government.

Date of Test : Apr.19~ May.01, 2014 Report of date: May.21, 2014

Prepared by : Lisa Liang / Assistant Reviewed by : Sunny Lu / Assistant Manager

AUDIX logo and stamp area containing text: 信華科技 (深圳) 有限公司, Audix Technology (Shenzhen) Co., Ltd., EMC 部門報告專用章, Stamp only for EMC Dept. Report, Signature: David jin jin, David Jin / Manager

Approved & Authorized Signer : David Jin / Manager

## 1. SUMMARY OF STANDARDS AND RESULTS

### 1.1. Description of Standards and Results

The EUT have been tested according to the applicable standards as referenced below.

EMISSION		
Description of Test Item	Standard	Results
Power Line Conducted Emission Test	FCC Part 15: 15.207 ANSI C63.10 :2009 ANSI C63.4 :2003	PASS
Radiated Emission Test	FCC Part 15: 15.209 FCC Part 15: 15.247(d) ANSI C63.10 :2009 ANSI C63.4 :2003	PASS
Conducted Spurious Emissions	FCC Part 15: 15.247(a)(1) ANSI C63.10 :2009	PASS
Carrier Frequency Separation Test	FCC Part 15: 15.247(a)(1) ANSI C63.10 :2009	PASS
20dB Bandwidth Test	FCC Part 15: 15.215 ANSI C63.10 :2009	PASS
Number Of Hopping Frequency Test	FCC Part 15: 15.247(a)(1)(iii) ANSI C63.10 :2009	PASS
Dwell Time Test	FCC Part 15: 15.247(a)(1)(iii) ANSI C63.10 :2009	PASS
Maximum Peak Output Power Test	FCC Part 15: 15.247(b)(1)\ ANSI C63.10 :2009	PASS
Band Edge Compliance Test	FCC Part 15: 15.247(d) ANSI C63.10 :2009	PASS
N/A is an abbreviation for Not Applicable.		

## 2. GENERAL INFORMATION

### 2.1. Description of Device (EUT)

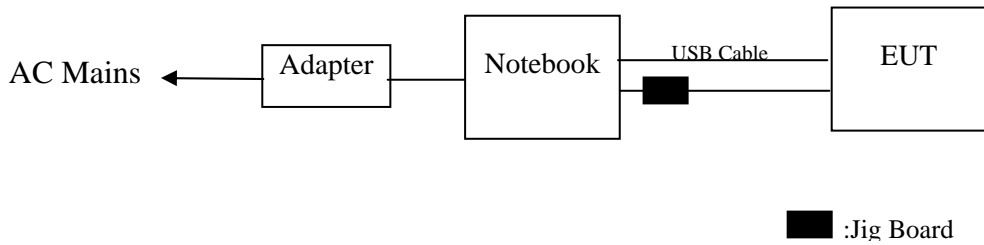
Product Name	: Mad Catz S.T.R.I.K.E.M Mobile Gaming Keyboard
Model Number	: 43114
FCC ID	: P25D243114A
Radio	: Buletooth3.0+EDR
Operation frequency	: 2402MHz-2480MHz
Antenna	: Integrated PCB Antenna, 2.78dBi PK gain
Modulation	: GFSK, $\pi/4$ DQPSK, 8-DPSK
Applicant	: Mad Catz, Inc. 7480 Mission Valley Road, Suite 101, San Diego, California, 92108, USA
Manufacturer	: Mad Catz, Inc. 7480 Mission Valley Road, Suite 101, San Diego, California, 92108, USA
USB Cable	: Unshielded, Detachabled, 1.1m
Date of Test	: Apr.19~May.01, 2014
Date of Receipt	: Apr.18, 2014
Sample Type	: Prototype production



### 2.2. Tested Supporting System Details

No.	Description	ACS No.	Manufacturer	Model	Serial Number	Approved type
1.	Notebook	N/A	DELL	PP09S	N/A	<input checked="" type="checkbox"/> FCC DoC <input checked="" type="checkbox"/> BSMI ID: R41108
Power Cord: Unshielded, Detachable, 1.8m Power Adapter: Manufacturer: DELL, M/N: LA65NS1-00 Cable: Unshielded, Detachable, 4.0m(Bond one ferrite core)						

### 2.3. Block Diagram of Test Setup



(EUT: Mad Catz S.T.R.I.K.E.M Mobile Gaming Keyboard)

### 2.4. Test information

The test software “bluesuite.exe” was used to control EUT work in Continuous TX mode, and select test channel.

Tested mode, channel, and data rate information			
Mode	data rate (Mbps)	Channel	Frequency (MHz)
Tx Mode GFSK modulation	1	Low :CH 0	2402
	1	Middle: CH39	2441
	1	High: CH78	2480
Tx Mode 8-DPSK modulation	3	Low :CH 0	2402
	3	Middle: CH39	2441
	3	High: CH78	2480

Note:  $\pi/4$ DQPSK modulation is same type modulation with 8-DPSK, and according exploratory test, 8-DPSK will have worse emissions, so the final test were only performed with GFSK and 8-DPSK modulation.

## 2.5. Test Facility

### Site Description

Name of Firm : Audix Technology (Shenzhen) Co., Ltd.  
No. 6, Ke Feng Rd., 52 Block, Shenzhen  
Science & Industrial Park, Nantou,  
Shenzhen, Guangdong, China

3m Anechoic Chamber : Certified by FCC, USA  
Registration Number: 90454  
Valid Date: Feb.22, 2015

3m & 10m Anechoic Chamber : Certified by FCC, USA  
Registration Number: 794232  
Valid Date: Oct.31, 2015

EMC Lab. : Certified by Industry Canada  
Registration Number: IC 5183A-1  
Valid Date: Jun.13, 2014

Certificated by DAkkS, Germany  
Registration No: D-PL-12151-01-00  
Valid Date: Dec.15, 2016

Accredited by NVLAP, USA  
NVLAP Code: 200372-0  
Valid Date: Mar.31, 2015

## 2.6. Measurement Uncertainty (95% confidence levels, k=2)

Test Item	Uncertainty
Uncertainty for Radiation Emission test in 3m chamber	3.22 dB(30~200MHz, Polarize: H)
	3.23 dB(30~200MHz, Polarize: V)
	3.49 dB(200M~1GHz, Polarize: H)
	3.39 dB(200M~1GHz, Polarize: V)
Uncertainty for Radiation Emission test in 3m chamber (1GHz-18GHz)	4.97dB (1~6GHz, Distance: 3m)
	4.99dB (6~18GHz, Distance: 3m)
Uncertainty for Radiated Spurious Emission test in RF chamber	3.57 dB
Uncertainty for Conduction Spurious emission test	2.00 dB
Uncertainty for Output power test	0.73 dB
Uncertainty for Bandwidth test	83 kHz
Uncertainty for DC power test	0.038 %
Uncertainty for test site temperature and humidity	0.6°C
	3%

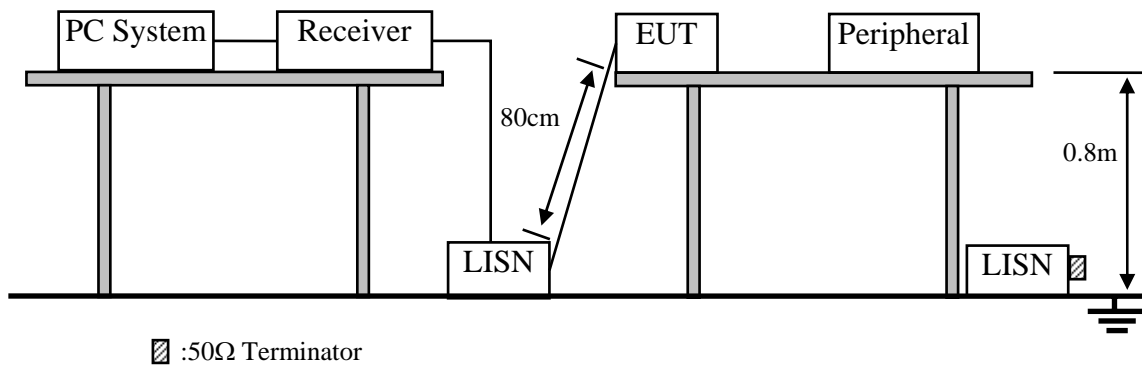


### 3. POWER LINE CONDUCTED EMISSION MEASUREMENT

#### 3.1. Test Equipment

Item	Equipment	Manufacturer	Model No.	Serial No.	Last Cal.	Cal. Interval
1.	1# Shielding Room	AUDIX	N/A	N/A	Apr.17,14	1 Year
2.	Test Receiver	Rohde & Schwarz	ESHS10	838693/001	Oct.31, 13	1 Year
3.	L.I.S.N.#1	Rohde & Schwarz	ESH2-Z5	100429	Jan.22, 14	1 Year
4.	L.I.S.N.#3	Kyoritsu	KNW-242C	8-1920-1	May.08, 13	1 Year
5.	Terminator	Hubersuhner	50Ω	No. 1	May.08, 13	1 Year
6.	Terminator	Hubersuhner	50Ω	No. 2	May.08, 13	1 Year
7.	RF Cable	Hubersuhner	RG58	0100.6954.20#	Jan.22, 14	1 Year
8.	Coaxial Switch	Anritsu	MP59B	M50564	May.08, 13	1 Year
9.	Pulse Limiter	Rohde & Schwarz	ESH3-Z2	101838	Jan.22, 14	1 Year
10.	Oscilloscope	Tektronix	TDS3052B	B026036	May.16, 13	1 Year

#### 3.2. Block Diagram of Test Setup



#### 3.3. Power Line Conducted Emission Test Limits

Frequency	Maximum RF Line Voltage	
	Quasi-Peak Level dB(μV)	Average Level dB(μV)
150kHz ~ 500kHz	66 ~ 56*	56 ~ 46*
500kHz ~ 5MHz	56	46
5MHz ~ 30MHz	60	50

- Notes: 1. \* Decreasing linearly with logarithm of frequency.  
 2. The lower limit shall apply at the transition frequencies.

#### 3.4. Configuration of EUT on Test

The following equipment are installed on Power Line Conducted Emission Test to meet the commission requirement and operating regulations in a manner which tends to maximize its emission characteristics in a normal application.

##### 3.4.1. Mad Catz S.T.R.I.K.E.M Mobile Gaming Keyboard (EUT)

Model Number : 43114  
 Serial Number : N/A

### 3.5. Operating Condition of EUT

- 3.5.1. Setup the EUT and simulator as shown as Section 3.2.
- 3.5.2. Turn on the power of all equipment.
- 3.5.3. Let the EUT work in test mode (TX Mode) and measure it.

### 3.6. Test Procedure

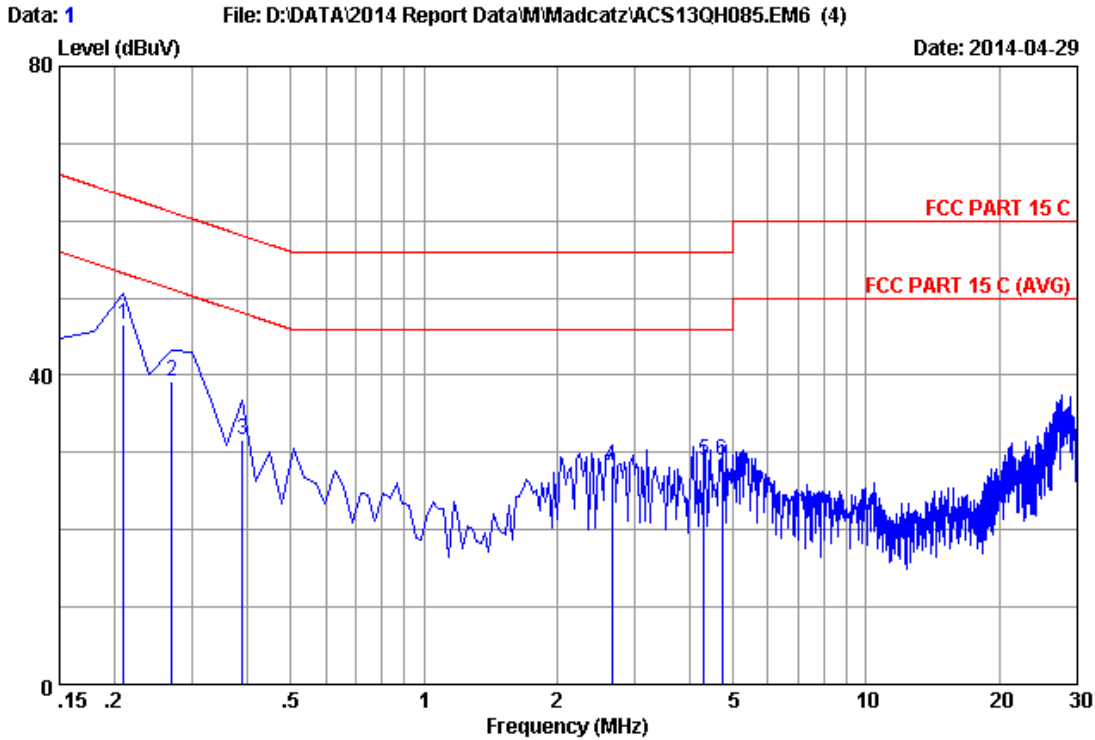
The EUT was placed on a non-metallic table, 80cm above the ground plane. The EUT Power connected to the power mains through a line impedance stabilization network (L.I.S.N. 1#). this provided a 50-ohm coupling impedance for the EUT (Please refer to the block diagram of the test setup and photographs). Both sides of power line were checked for maximum conducted interference. In order to find the maximum emission, the relative positions of equipments and all of the interface cables were changed according to ANSI C63.4-2009 on conducted Emission test.

The bandwidth of test receiver (R&S TEST RECEIVER ESHS10) is set at 9kHz.

The frequency range from 150kHz to 30MHz is checked. The test result are reported on Section 3.7.

### 3.7. Conducted Emission at Mains Terminals Test Results

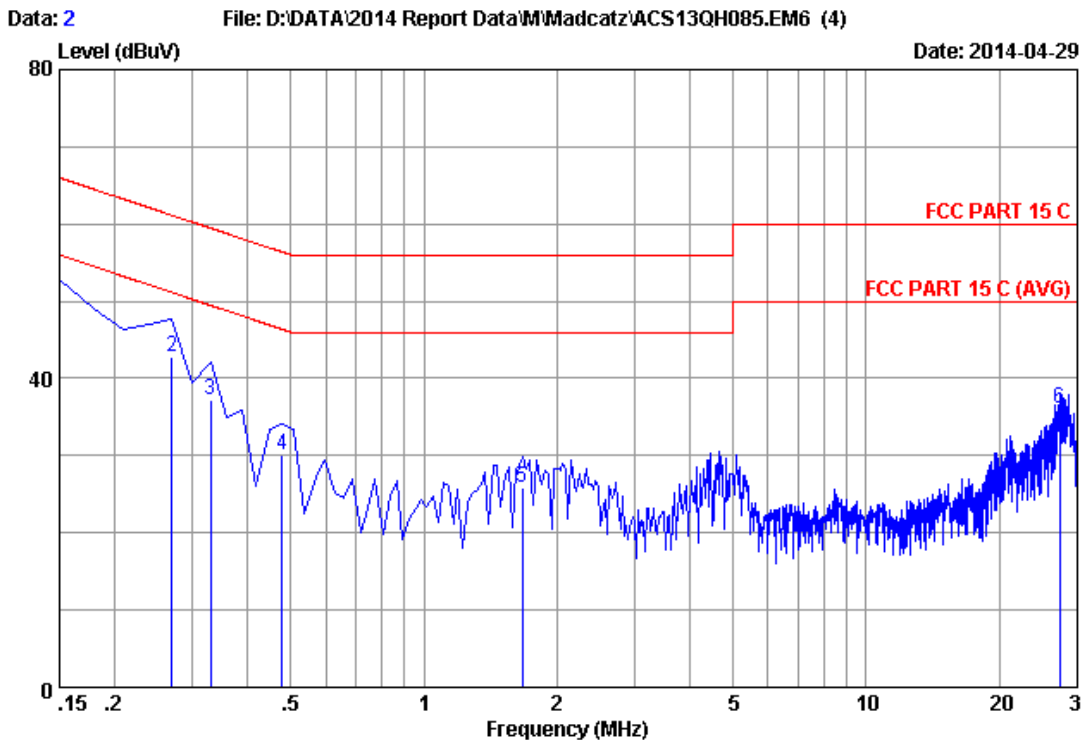
**PASS.** (All emissions not reported below are too low against the prescribed limits.)



Site no :1#conduction Data No :1  
 Dis./Ant. :2014 ESH2-25 LINE  
 Limit :FCC PART 15 C  
 Env./Ins. :23.2\*C/47% Engineer :Leo-Li  
 EUT :Mad Catz S.T.R.I.K.E.M Mobile Gaming Keyboard M/N:43114  
 Power Rating :DC 5V From PC Input AC 120V/60Hz  
 Test Mode :Tx Mode

No	Freq (MHz)	LISN Factor (dB)	Cable Loss (dB)	Reading (dBuV)	Emission Level (dBuV)	Limits (dBuV)	Margin (dB)	Remark
1	0.20970	0.13	9.88	36.62	46.63	63.22	16.59	QP
2	0.26940	0.14	9.88	29.25	39.27	61.14	21.87	QP
3	0.38880	0.14	9.88	21.66	31.68	58.09	26.41	QP
4	2.657	0.21	9.92	18.26	28.39	56.00	27.61	QP
5	4.299	0.25	9.94	18.69	28.88	56.00	27.12	QP
6	4.717	0.26	9.95	18.80	29.01	56.00	26.99	QP

Remarks: 1.Emission Level=LISN Factor+Cable Loss(Include 10dB pulse limit)+Reading.  
 2.If the average limit is met when using a quasi-peak detector, the EUT shall be deemed to meet both limits and measurement with average detector is unnecessary.



Site no :1#conduction Data No :2  
 Dis./Ant. :2013 ESH2-25 NEUTRAL  
 Limit :FCC PART 15 C  
 Env./Ins. :23.2\*C/47% Engineer :Leo-Li  
 EUT :Mad Catz S.T.R.I.K.E.M Mobile Gaming Keyboard M/N:43114  
 Power Rating :DC 5V From PC Input AC 120V/60Hz  
 Test Mode :Tx Mode

No	Freq (MHz)	LISN Factor (dB)	Cable Loss (dB)	Reading (dBuV)	Emission Level (dBuV)	Limits (dBuV)	Margin (dB)	Remark
1	0.15000	0.18	9.87	36.65	46.70	66.00	19.30	QP
2	0.26940	0.19	9.88	32.65	42.72	61.14	18.42	QP
3	0.32910	0.20	9.88	27.05	37.13	59.47	22.34	QP
4	0.47835	0.23	9.88	19.91	30.02	56.37	26.35	QP
5	1.672	0.26	9.90	15.60	25.76	56.00	30.24	QP
6	27.314	1.38	10.15	24.54	36.07	60.00	23.93	QP

Remarks: 1.Emission Level=LISN Factor+Cable Loss(Include 10dB pulse limit) +Reading.  
 2.If the average limit is met when using a quasi-peak detector. the EUT shall be deemed to meet both limits and measurement with average detector is unnecessary.

## 4. RADIATED EMISSION MEASUREMENT

### 4.1. Test Equipment

Frequency rang: 30~1000MHz

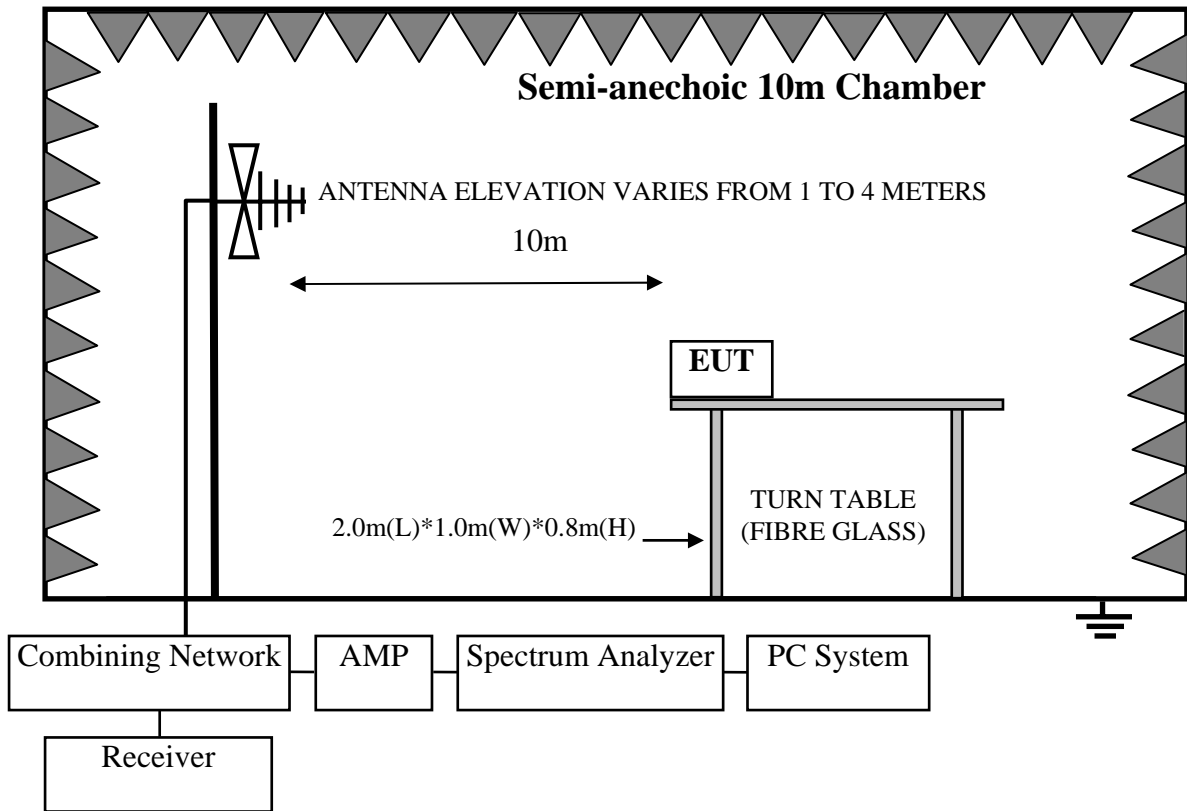
Item	Equipment	Manufacturer	Model No.	Serial No.	Last Cal.	Cal. Interval
1	3#Chamber	AUDIX	N/A	N/A	Nov.24, 13	1 Year
2	EMI Spectrum	Agilent	E4407B	MY41440292	May.08, 13	1 Year
3	Test Receiver	Rohde & Schwarz	ESVS10	834468/011	May.08, 13	1 Year
4	Amplifier	HP	8447D	2648A04738	May.08, 13	1 Year
5	Bilog Antenna	TESEQ	CBL6112D	35375	May.30, 13	1 Year
6	RF Cable	MIYAZAKI	CFD400-NL	3# Chamber No.1	May.08, 13	1 Year
7	Coaxial Switch	Anritsu	MP59B	M74389	May.08, 13	1 Year

Frequency rang: above 1000MHz

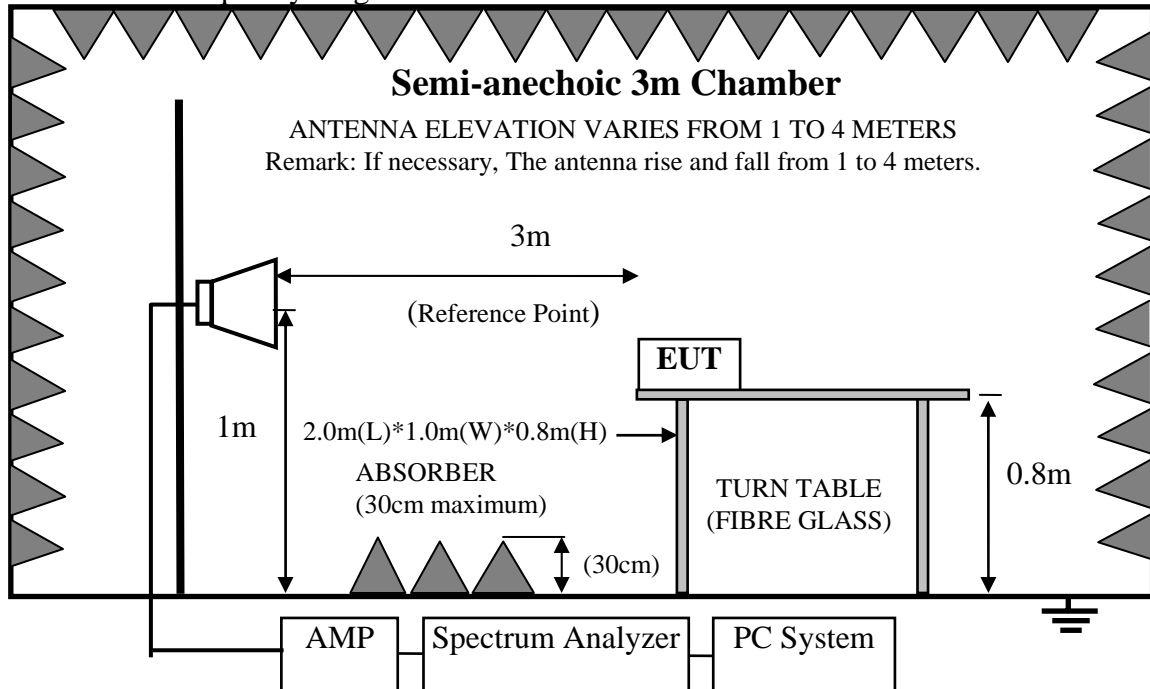
Item	Equipment	Manufacturer	Model No.	Serial No.	Last Cal.	Cal. Interval
1	Spectrum Analyzer	Agilent	E4407B	MY41440292	May.08, 13	1 Year
2	Horn Antenna	EMCO	3115	9510-4580	May.28, 13	1 Year
3	Amplifier	Agilent	8449B	3008A00863	May.08, 13	1 Year
4	RF Cable	Hubersuhner	SUCOFLEX106	77980/6	May.08, 13	1 Year
5	RF Cable	Hubersuhner	SUCOFLEX106	77977/6	May.08, 13	1 Year
6	Horn Antenna	EMCO	3116	00060089	Aug.28, 13	1 Year

### 4.2. Block Diagram of Test Setup

For frequency range 30MHz-1000MHz



For frequency range 1GHz-25GHz



#### 4.3. Radiated Emission Limit Standard: FCC 15.247

FREQUENCY MHz	DISTANCE Meters	FIELD STRENGTHS LIMIT	
		$\mu\text{V}/\text{m}$	$\text{dB}(\mu\text{V})/\text{m}$
30 ~ 88	3	100	40.0
88 ~ 216	3	150	43.5
216 ~ 960	3	200	46.0
960 ~ 1000	3	500	54.0
Above 1000MHz	3	74.0 $\text{dB}(\mu\text{V})/\text{m}$ (Peak) 54.0 $\text{dB}(\mu\text{V})/\text{m}$ (Average)	

Remark : (1) Emission level  $\text{dB}\mu\text{V} = 20 \log$  Emission level  $\mu\text{V}/\text{m}$

- (2) The smaller limit shall apply at the cross point between two frequency bands.
- (3) Distance is the distance in meters between the measuring instrument, antenna and the closest point of any part of the device or system.
- (4) The emission limits shown in the above table are based on measurements employing a CISPR quasi-peak detector except for the frequency bands 9-90 kHz, 110-490 kHz and above 1000 MHz. Radiated emission limits in these three bands are based on measurements employing an average detector.

#### 4.4. EUT Configuration on Test

The following equipment are installed on Radiated Emission Test to meet the commission requirements and operating regulations in a manner which tends to maximize its emission characteristics in normal application.

##### 4.4.1. Mad Catz S.T.R.I.K.E.M Mobile Gaming Keyboard (EUT)

Model Number : 43114  
Serial Number : N/A

#### 4.5. Operating Condition of EUT

- 4.5.1. Setup the EUT and simulator as shown as Section 4.2.
- 4.5.2. Turned on the power of all equipment.
- 4.5.3. Let EUT work in Tx mode.

#### 4.6. Test Procedure

The EUT and its simulators are placed on a turn table, which is 0.8 meter high above ground. The turn table can rotate 360 degrees to determine the position of the maximum emission level. The EUT is set 3 meters away from the receiving antenna, which is mounted on a antenna tower. The antenna can be moved up and down between 1 meter and 4 meters to find out the maximum emission level. Broadband antenna (calibrated bilog antenna) is used as receiving antenna. Both horizontal and vertical polarization of the antenna is set on Test. In order to find the maximum emission levels, all of the interface cables must be manipulated according to ANSI C63.10-2009 on radiated emission Test.

This test was performed with EUT in X, Y, Z position, and the worse case was found when EUT in X position as the test photo indicated.

The bandwidth of the EMI test receiver (R&S ESVS10) is set at 120kHz for frequency range from 30MHz to 1000 MHz.



The bandwidth of the Spectrum's RBW is set at 1MHz and VBW is set at 3MHz for peak emissions measurement above 1GHz

This device is pulse Modulated, a duty cycle factor was used to calculated average level based measured peak level.

The frequency range from 30MHz to 10th harmonic (25GHz) are checked. and no any emissions were found from 18GHz to 25 GHz, So the radiated emissions from 18GHz to 25GHz were not record.

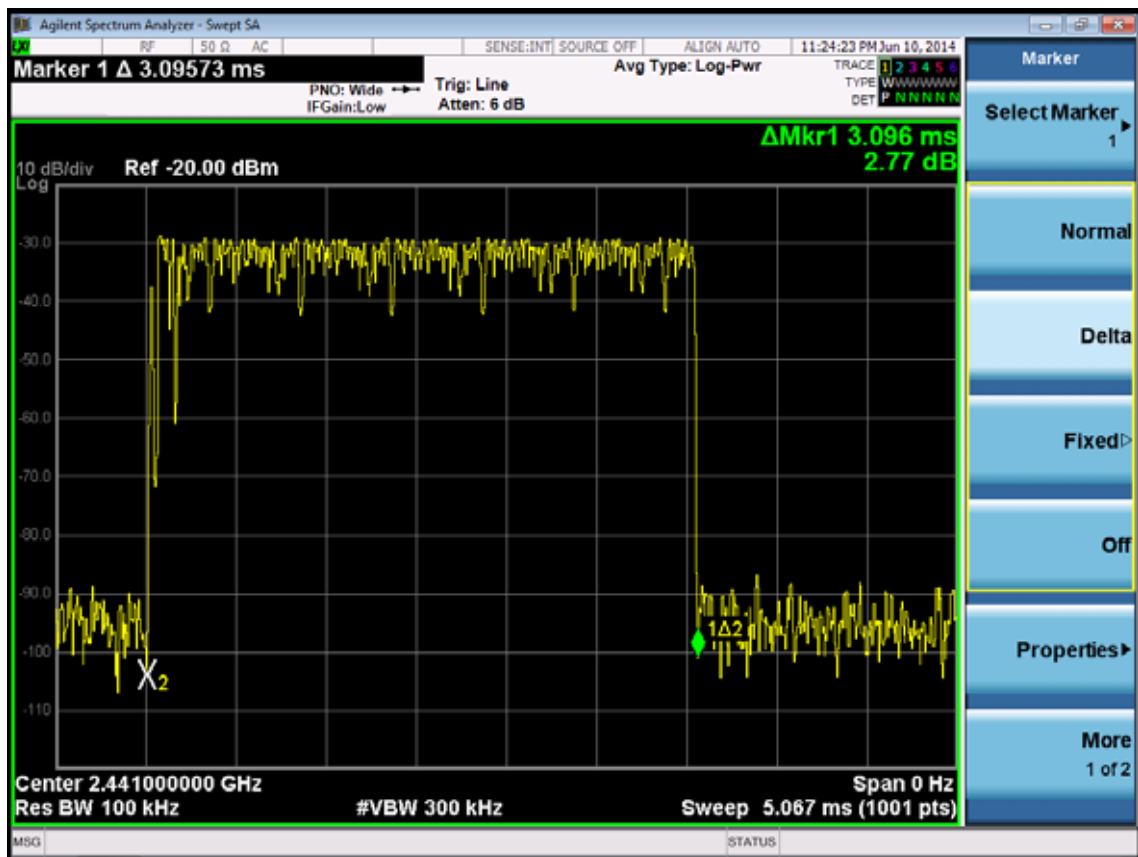
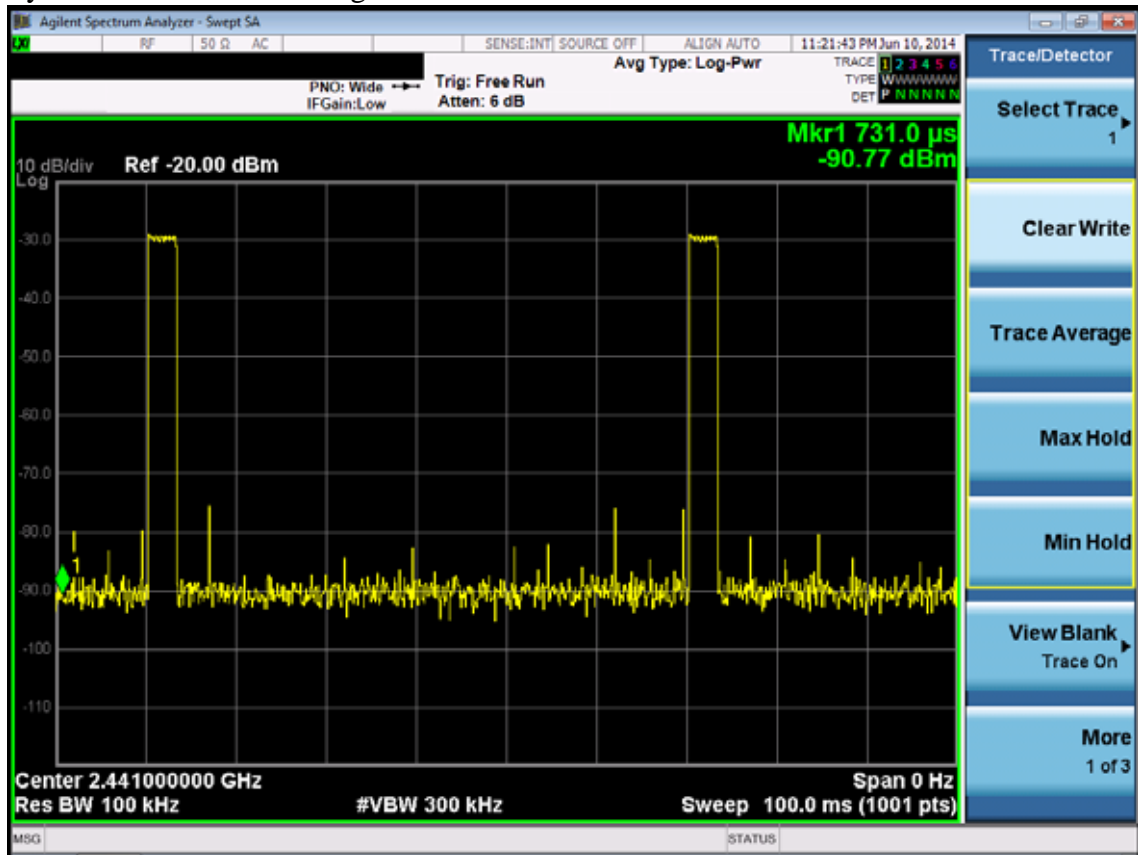
#### 4.7.Radiated Emission Test Results

**PASS.**

All the emissions from 30MHz to 25GHz were comply with the 15.247 Limit.

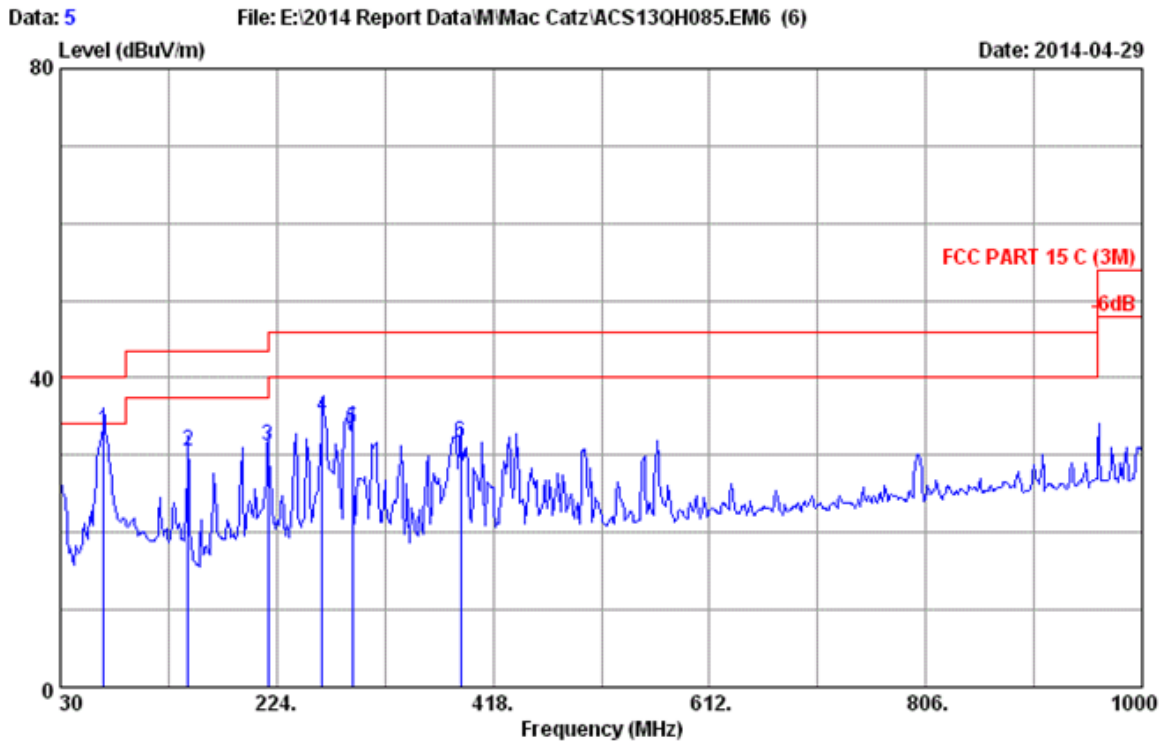
Note: The duty cycle factor for calculate average level is -24.16dB, and average limit is 20dB below peak limit, so if peak measured level comply with average limit, the average level was deemed to comply with average limit.

Duty cycle correct factor =  $20\log(\text{Dwell Time} * 2 / 100\text{ms}) = -24.16$



Note: The Dwell time less than 100ms.

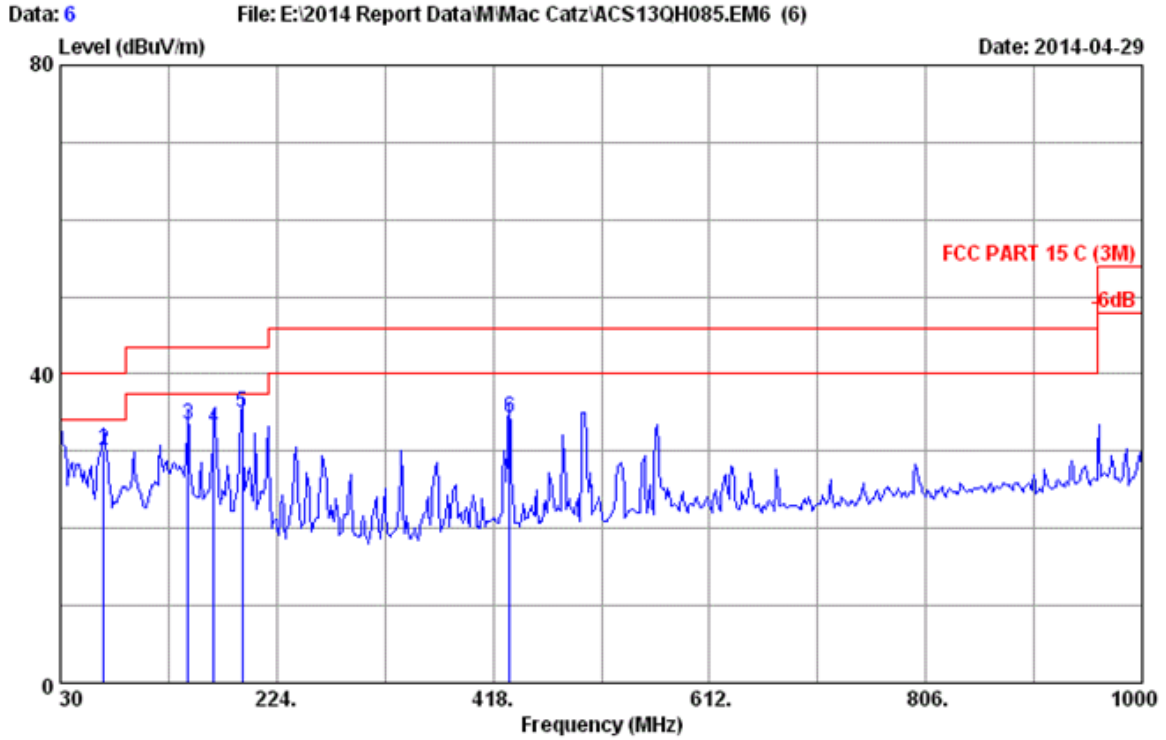
Frequency: 30MHz~1GHz



Site no. : 3m Chamber Data no. : 5  
 Dis. / Ant. : 3m 2013 CBL6112D 35375 Ant. pol. : HORIZONTAL  
 Limit : FCC PART 15 C (3M)  
 Env. / Ins. : 24°C/65% Engineer : Leo-Li  
 EUT : Mad Catz S.T.R.I.K.E.M Mobile Gaming Keyboard  
 Power rating : DC 5V From PC Input AC 120V/60Hz  
 Test Mode : Tx Mode  
 M/N:43114

No.	Freq. (MHz)	Ant. Factor (dB/m)	Cable Loss (dB)	Reading (dBuV)	Emission Level (dBuV/m)	Limits (dBuV/m)	Margin (dB)	Remark
1	68.800	6.74	1.27	25.16	33.17	40.00	6.83	QP
2	144.460	11.65	1.58	17.36	30.59	43.50	12.91	QP
3	216.240	10.41	1.85	19.04	31.30	46.00	14.70	QP
4	264.740	13.83	2.04	19.20	35.07	46.00	10.93	QP
5	291.900	13.80	2.14	17.47	33.41	46.00	12.59	QP
6	388.900	16.16	2.43	12.97	31.56	46.00	14.44	QP

Remarks: 1. Emission Level= Antenna Factor + Cable Loss + Reading.  
 2. The emission levels that are 20dB below the official limit are not reported.

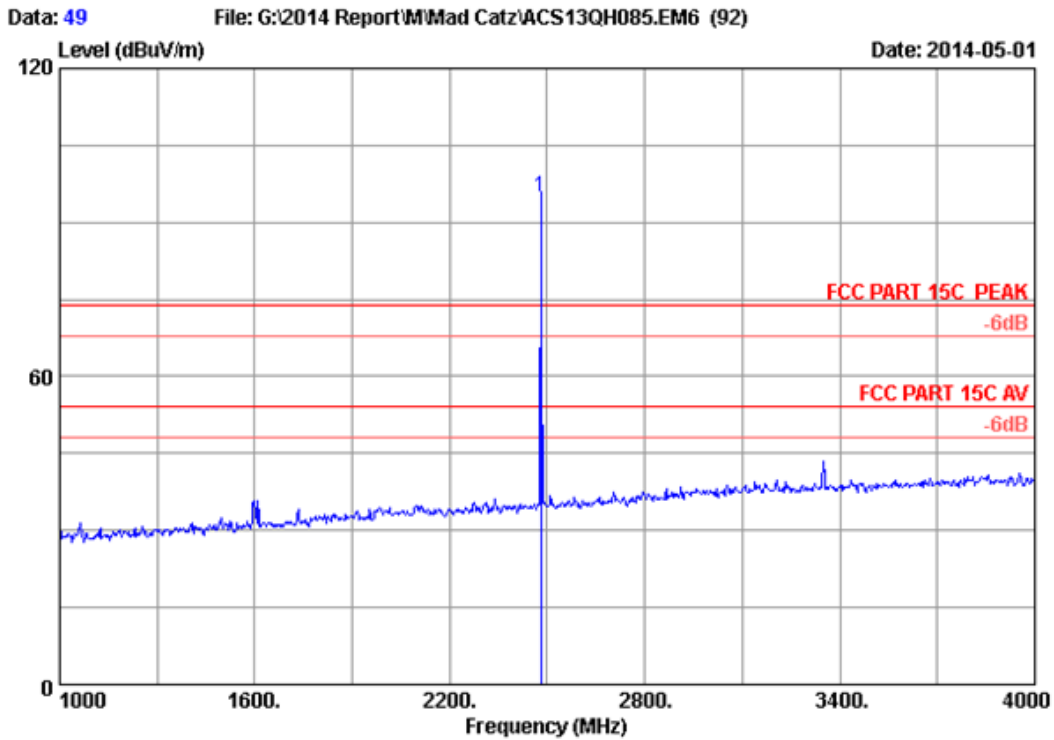


Site no. : 3m Chamber Data no. : 6  
 Dis. / Ant. : 3m 2013 CBL6112D 35375 Ant. pol. : VERTICAL  
 Limit : FCC PART 15 C (3M)  
 Env. / Ins. : 24°C/65% Engineer : Leo-Li  
 EUT : Mad Catz S.T.R.I.K.E.M Mobile Gaming Keyboard  
 Power rating : DC 5V From PC Input AC 120V/60Hz  
 Test Mode : Tx Mode  
 M/N:43114

No.	Freq. (MHz)	Ant. Factor (dB/m)	Cable Loss (dB)	Reading (dBuV)	Emission Level (dBuV/m)	Limits (dBuV/m)	Margin (dB)	Remark
1	30.000	20.10	0.83	8.40	29.33	40.00	10.67	QP
2	68.800	6.74	1.27	22.07	30.08	40.00	9.92	QP
3	144.460	11.65	1.58	20.13	33.36	43.50	10.14	QP
4	167.740	10.41	1.67	20.81	32.89	43.50	10.61	QP
5	192.960	9.75	1.76	23.39	34.90	43.50	8.60	QP
6	432.550	17.05	2.55	14.62	34.22	46.00	11.78	QP

Remarks: 1. Emission Level= Antenna Factor + Cable Loss + Reading.  
 2. The emission levels that are 20dB below the official limit are not reported.

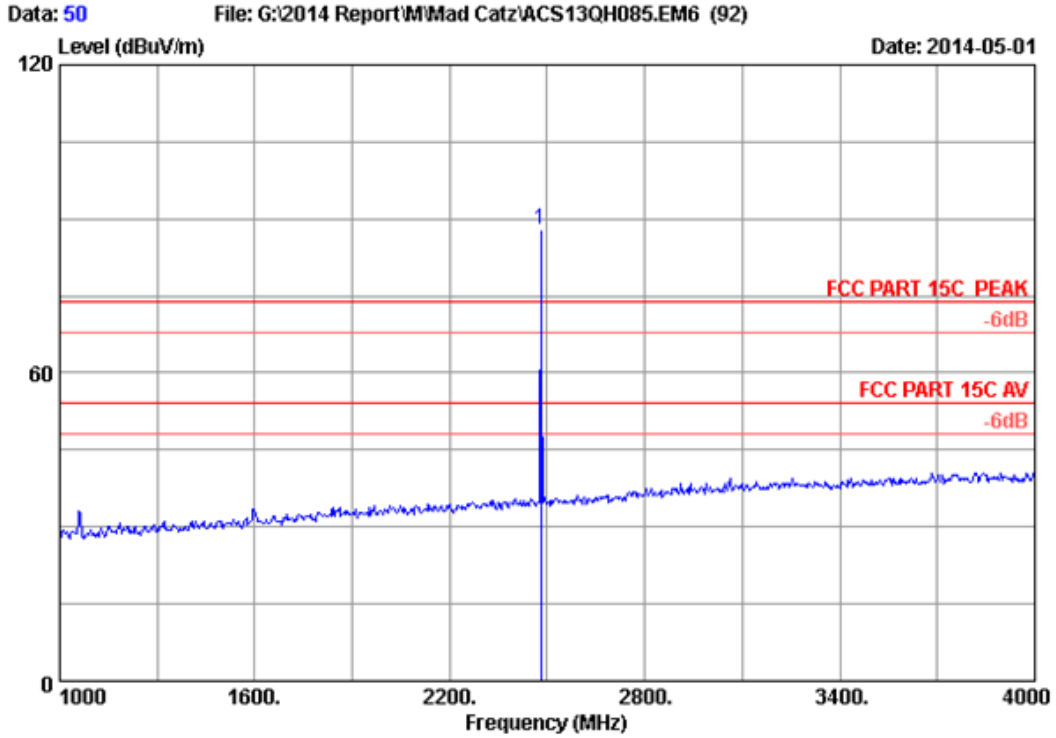
Frequency: 1GHz~18GHz



Site no. : 3m Chamber Data no. : 49  
 Dis. / Ant. : 3m 2013 3115 (4580) Ant. pol. : HORIZONTAL  
 Limit : FCC PART 15C PEAK  
 Env. / Ins. : 24°C/56% Engineer : Leo-Li  
 EUT : Mad Catz S.T.R.I.K.E.M Mobile Gaming Keyboard  
 Power Rating : DC 5V From PC Input AC 120V/60Hz  
 Test Mode : GFSK 2480MHz Tx  
 M/N : 43114

No.	Freq. (MHz)	Ant. Factor (dB/m)	Cable Loss (dB)	AMP factor (dB)	Reading (dBUV)	Emission			Remark
						Level (dBUV/m)	Limits (dBUV/m)	Margin (dB)	
1	2480.000	28.36	5.91	35.70	96.35	94.92	74.00	-20.92	Peak

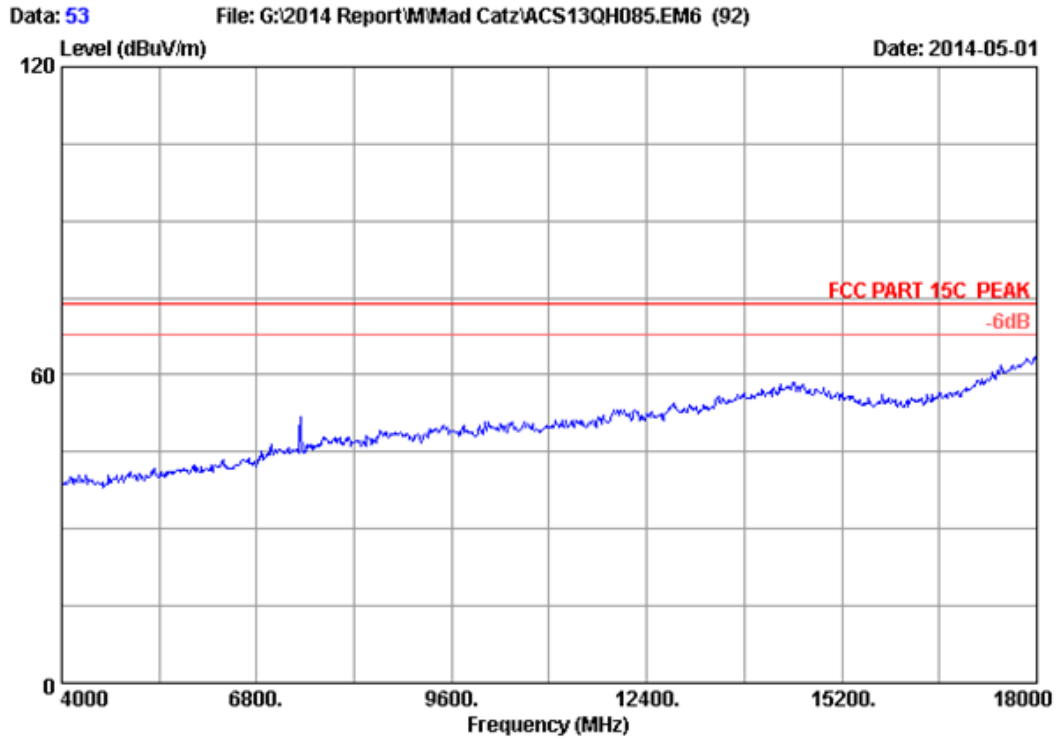
Remarks: 1. Emission Level= Antenna Factor + Cable Loss + Reading  
 -Amp Factor  
 2. The emission levels that are 20dB below the official  
 limit are not reported.



Site no. : 3m Chamber Data no. : 50  
 Dis. / Ant. : 3m 2013 3115 (4580) Ant. pol. : VERTICAL  
 Limit : FCC PART 15C PEAK  
 Env. / Ins. : 24°C/56% Engineer : Leo-Li  
 EUT : Mad Catz S.T.R.I.K.E.M Mobile Gaming Keyboard  
 Power Rating : DC 5V From PC Input AC 120V/60Hz  
 Test Mode : GFSK 2480MHz Tx  
 M/N : 43114

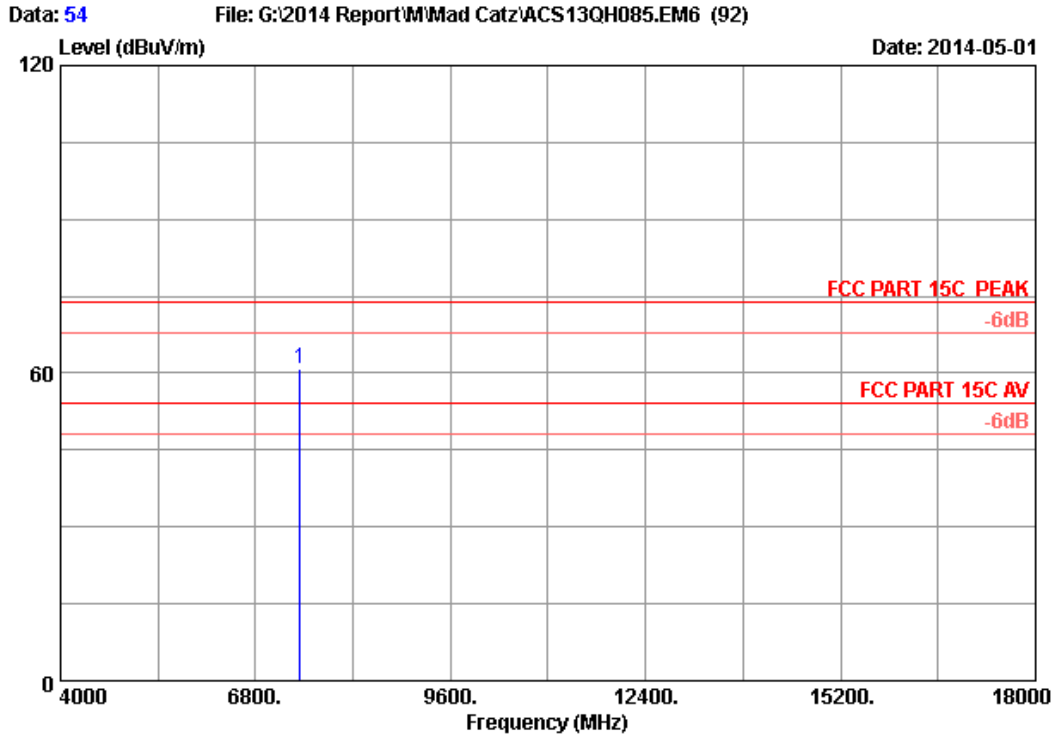
No.	Freq. (MHz)	Ant. Factor (dB/m)	Cable Loss (dB)	AMP factor (dB)	Reading (dBuV)	Emission Level (dBuV/m)	Limits (dBuV/m)	Margin (dB)	Remark
1	2480.000	28.36	5.91	35.70	89.45	88.02	74.00	-14.02	Peak

Remarks: 1. Emission Level= Antenna Factor + Cable Loss + Reading - Amp Factor  
 2. The emission levels that are 20dB below the official limit are not reported.



Site no. : 3m Chamber Data no. : 53  
Dis. / Ant. : 3m 2013 3115 (4580) Ant. pol. : HORIZONTAL  
Limit : FCC PART 15C PEAK  
Env. / Ins. : 24°C/56% Engineer : Leo-Li  
EUT : Mad Catz S.T.R.I.K.E.M Mobile Gaming Keyboard  
Power Rating : DC 5V From PC Input AC 120V/60Hz  
Test Mode : GFSK 2480MHz Tx  
M/N : 43114



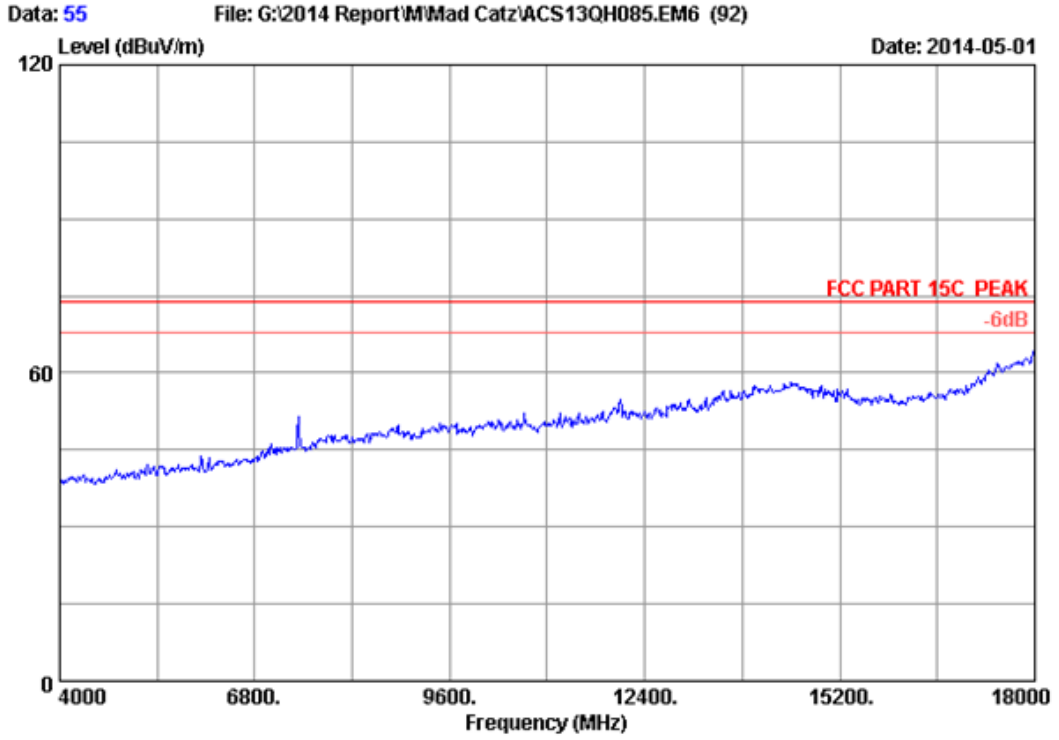


Site no. : 3m Chamber Data no. : 54  
 Dis. / Ant. : 3m 2013 3115 (4580) Ant. pol. : HORIZONTAL  
 Limit : FCC PART 15C PEAK  
 Env. / Ins. : 24°C/56% Engineer : Leo-Li  
 EUT : Mad Catz S.T.R.I.K.E.M Mobile Gaming Keyboard  
 Power Rating : DC 5V From PC Input AC 120V/60Hz  
 Test Mode : GFSK 2480MHz Tx  
 M/N : 43114

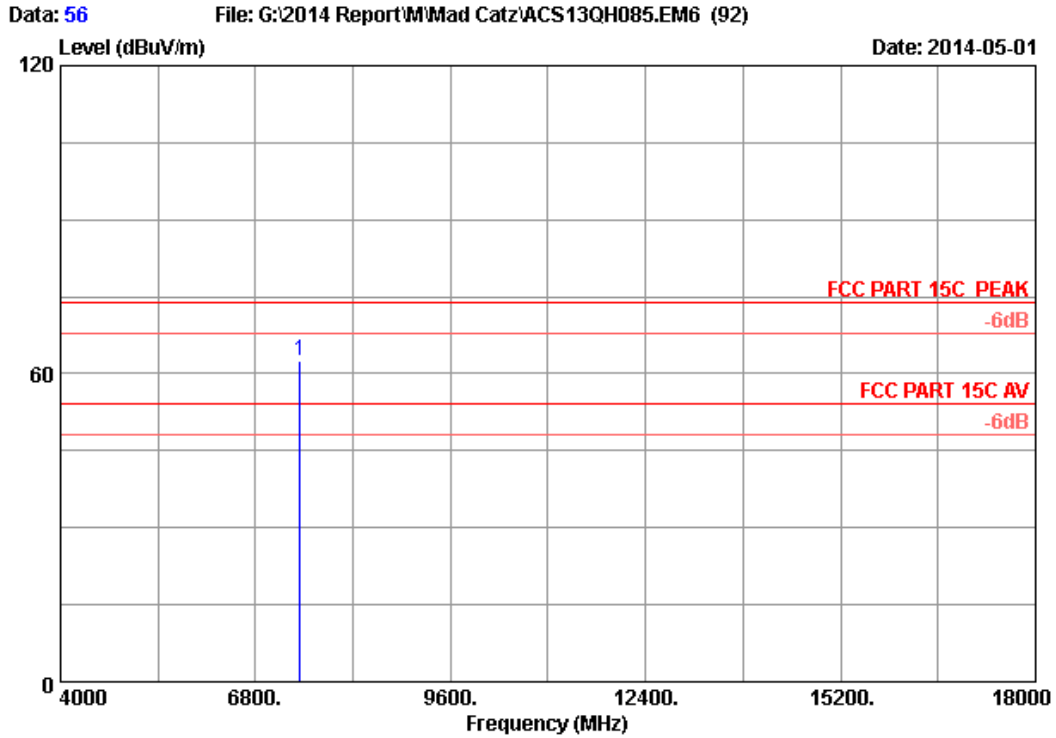
No.	Freq. (MHz)	Ant. Factor (dB/m)	Cable Loss (dB)	AMP factor (dB)	Reading (dBuV)	Emission Level (dBuV/m)	Limits (dBuV/m)	Margin (dB)	Remark
1	7440.000	36.47	11.09	35.41	48.65	60.80	74.00	13.20	Peak

Remarks: 1. Emission Level= Antenna Factor + Cable Loss + Reading - Amp Factor  
 2. The emission levels that are 20dB below the official limit are not reported.

Frequency (MHz)	Peak level (dBuV/m)	Duty cycle factor (dB)	AV level (dBuV/m)	Limit(dBuv/m)	Conclusion
7440	60.80	-24.16	36.64	54	Pass



Site no. : 3m Chamber Data no. : 55  
Dis. / Ant. : 3m 2013 3115 (4580) Ant. pol. : VERTICAL  
Limit : FCC PART 15C PEAK  
Env. / Ins. : 24°C/56% Engineer : Leo-Li  
EUT : Mad Catz S.T.R.I.K.E.M Mobile Gaming Keyboard  
Power Rating : DC 5V From PC Input AC 120V/60Hz  
Test Mode : GFSK 2480MHz Tx  
M/N : 43114

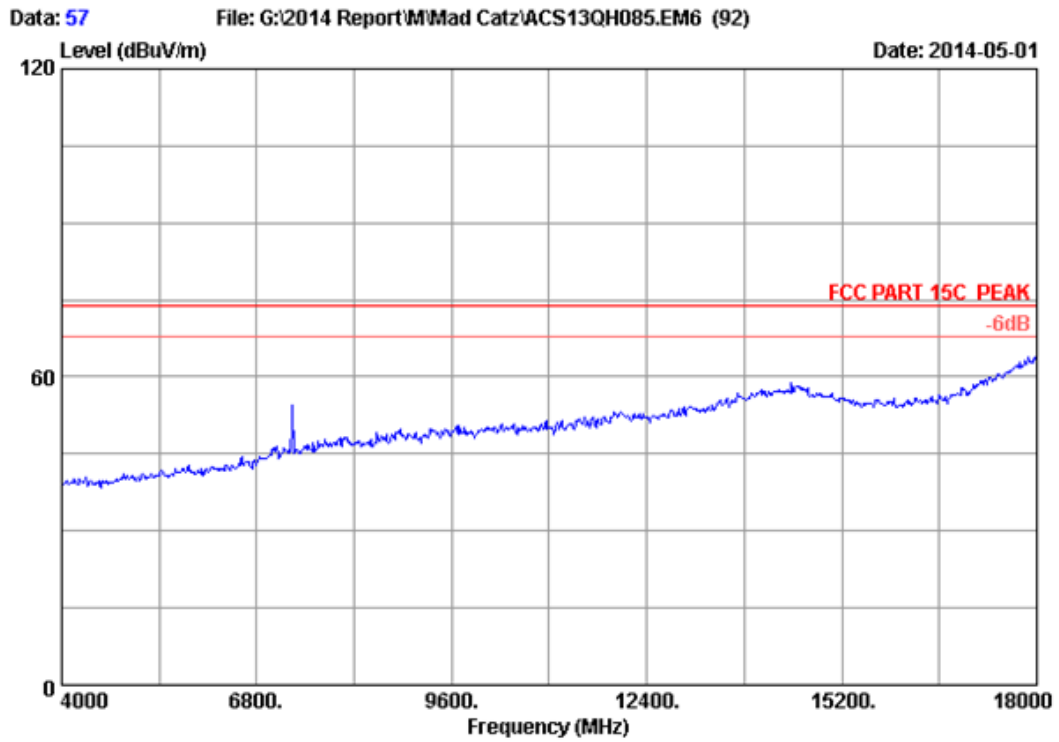


Site no. : 3m Chamber Data no. : 56  
 Dis. / Ant. : 3m 2013 3115 (4580) Ant. pol. : VERTICAL  
 Limit : FCC PART 15C PEAK  
 Env. / Ins. : 24°C/56% Engineer : Leo-Li  
 EUT : Mad Catz S.T.R.I.K.E.M Mobile Gaming Keyboard  
 Power Rating : DC 5V From PC Input AC 120V/60Hz  
 Test Mode : GFSK 2480MHz Tx  
 M/N : 43114

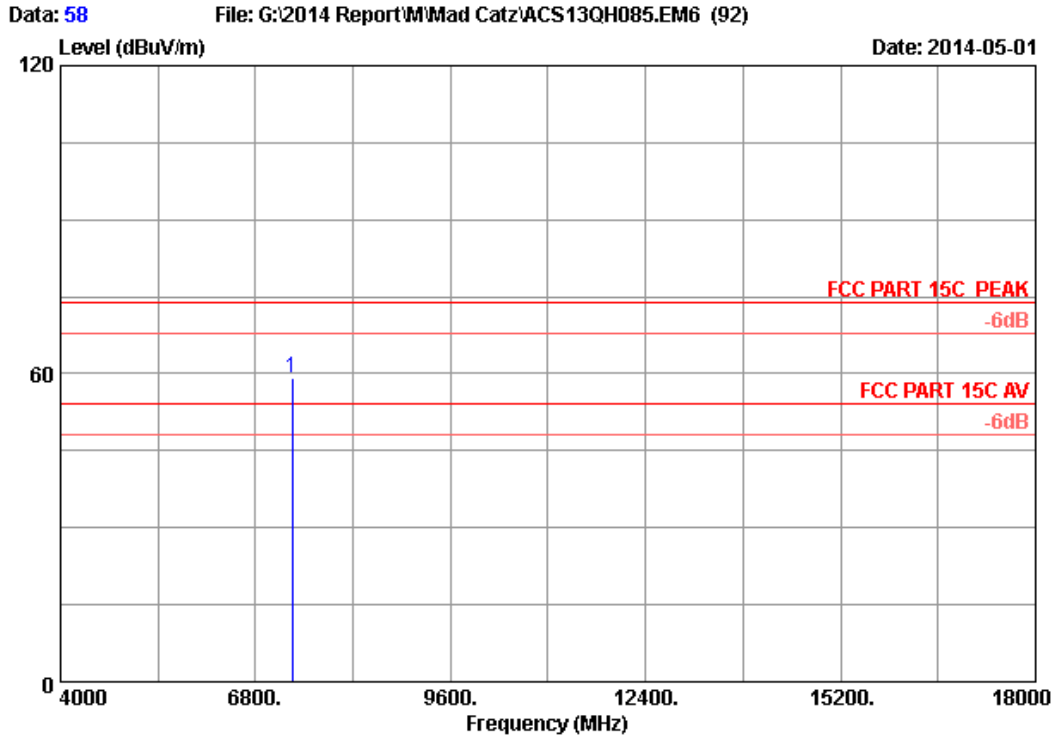
No.	Freq. (MHz)	Ant. Factor (dB/m)	Cable Loss (dB)	AMP factor (dB)	Reading (dBuV)	Emission Level (dBuV/m)	Limits (dBuV/m)	Margin (dB)	Remark
1	7440.000	36.47	11.09	35.41	50.23	62.38	74.00	11.62	Peak

Remarks: 1. Emission Level= Antenna Factor + Cable Loss + Reading - Amp Factor  
 2. The emission levels that are 20dB below the official limit are not reported.

Frequency (MHz)	Peak level (dBuV/m)	Duty cycle factor (dB)	AV level (dBuV/m)	Limit(dBuv/m)	Conclusion
7440	62.38	-24.16	38.22	54	Pass



Site no. : 3m Chamber Data no. : 57  
Dis. / Ant. : 3m 2013 3115 (4580) Ant. pol. : HORIZONTAL  
Limit : FCC PART 15C PEAK  
Env. / Ins. : 24°C/56% Engineer : Leo-Li  
EUT : Mad Catz S.T.R.I.K.E.M Mobile Gaming Keyboard  
Power Rating : DC 5V From PC Input AC 120V/60Hz  
Test Mode : GFSK 2441MHz Tx  
M/N : 43114

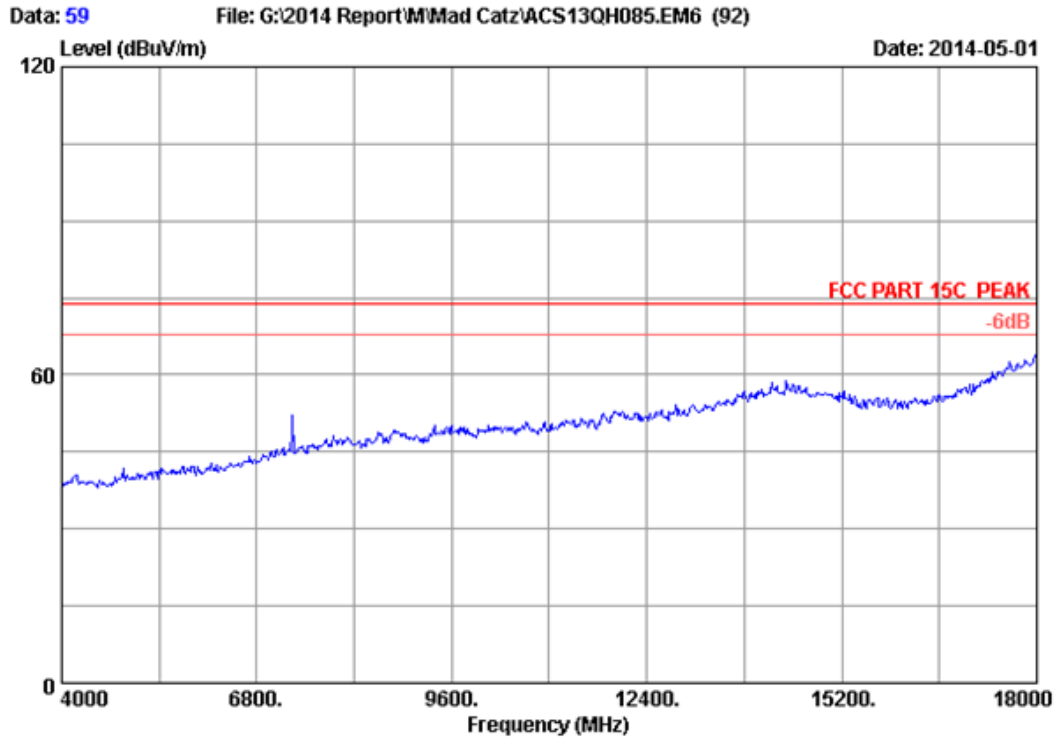


Site no. : 3m Chamber Data no. : 58  
 Dis. / Ant. : 3m 2013 3115 (4580) Ant. pol. : HORIZONTAL  
 Limit : FCC PART 15C PEAK  
 Env. / Ins. : 24°C/56% Engineer : Leo-Li  
 EUT : Mad Catz S.T.R.I.K.E.M Mobile Gaming Keyboard  
 Power Rating : DC 5V From PC Input AC 120V/60Hz  
 Test Mode : GFSK 2441MHz Tx  
 M/N : 43114

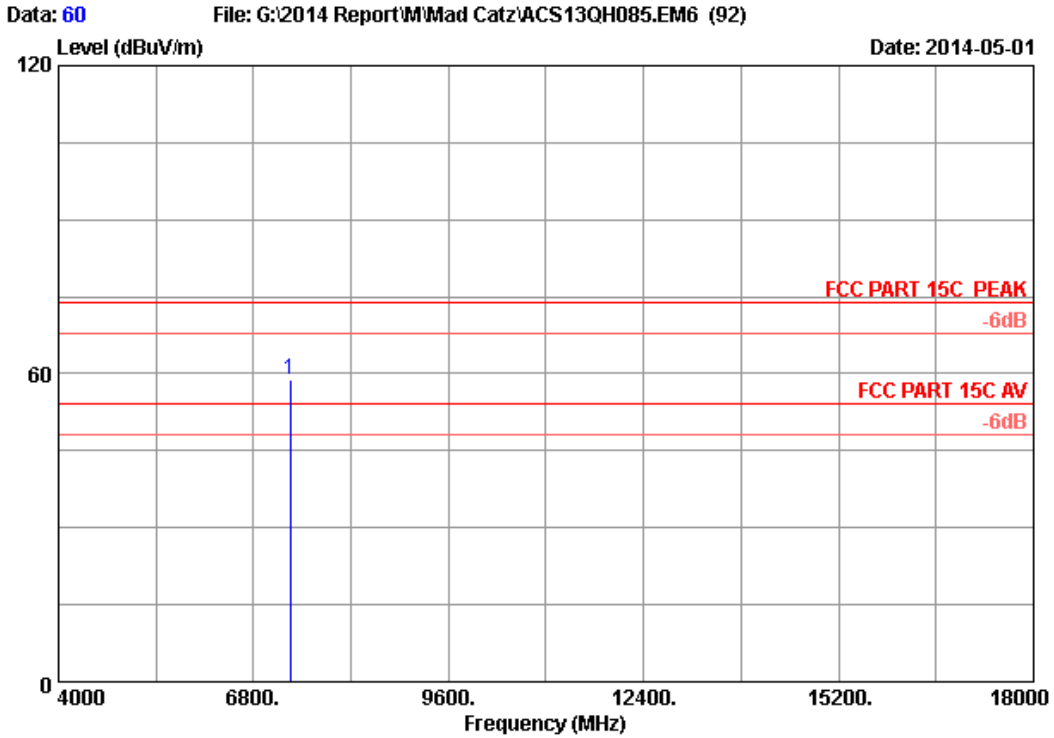
No.	Freq. (MHz)	Ant. Factor (dB/m)	Cable Loss (dB)	AMP factor (dB)	Reading (dBuV)	Emission Level (dBuV/m)	Limits (dBuV/m)	Margin (dB)	Remark
1	7323.000	36.21	11.03	35.44	47.40	59.20	74.00	14.80	Peak

Remarks: 1. Emission Level= Antenna Factor + Cable Loss + Reading - Amp Factor  
 2. The emission levels that are 20dB below the official limit are not reported.

Frequency (MHz)	Peak level (dBuV/m)	Duty cycle factor (dB)	AV level (dBuV/m)	Limit(dBuv/m)	Conclusion
7323	59.20	-24.16	35.04	54	Pass



Site no. : 3m Chamber Data no. : 59  
Dis. / Ant. : 3m 2013 3115 (4580) Ant. pol. : VERTICAL  
Limit : FCC PART 15C PEAK  
Env. / Ins. : 24°C/56% Engineer : Leo-Li  
EUT : Mad Catz S.T.R.I.K.E.M Mobile Gaming Keyboard  
Power Rating : DC 5V From PC Input AC 120V/60Hz  
Test Mode : GFSK 2441MHz Tx  
M/N : 43114



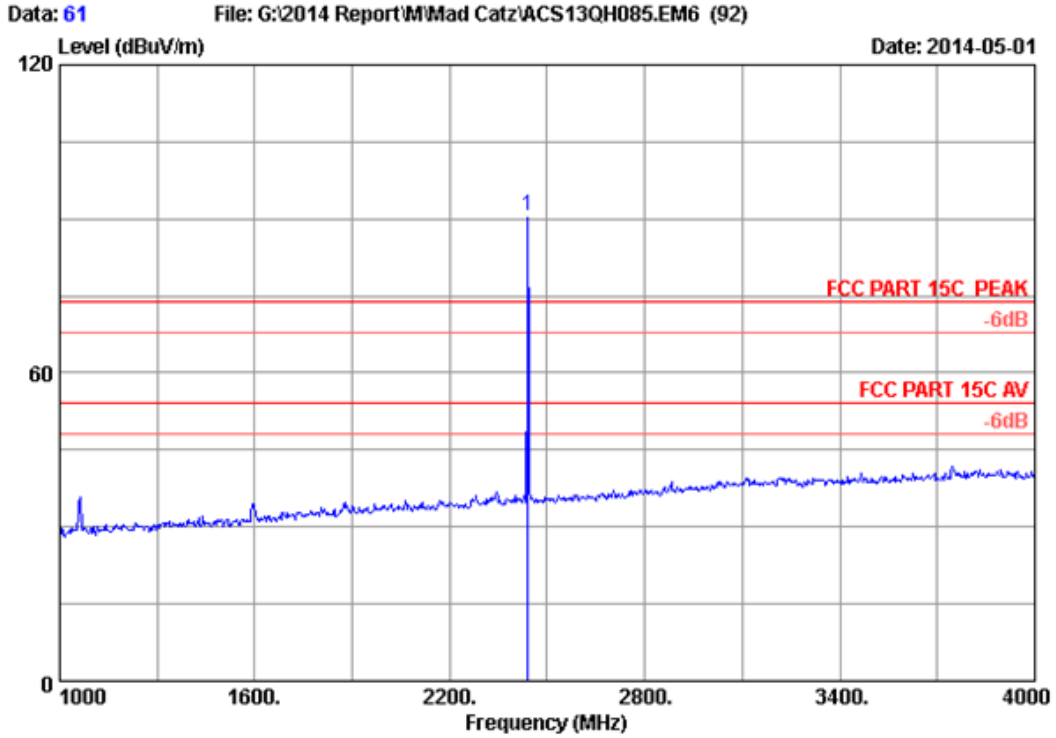
Site no. : 3m Chamber Data no. : 60  
 Dis. / Ant. : 3m 2013 3115 (4580) Ant. pol. : VERTICAL  
 Limit : FCC PART 15C PEAK  
 Env. / Ins. : 24°C/56% Engineer : Leo-Li  
 EUT : Mad Catz S.T.R.I.K.E.M Mobile Gaming Keyboard  
 Power Rating : DC 5V From PC Input AC 120V/60Hz  
 Test Mode : GFSK 2441MHz Tx  
 M/N : 43114

No.	Freq. (MHz)	Ant. Factor (dB/m)	Cable Loss (dB)	AMP factor (dB)	Reading (dBuV)	Emission Level (dBuV/m)	Limits (dBuV/m)	Margin (dB)	Remark
1	7323.000	36.21	11.03	35.44	46.87	58.67	74.00	15.33	Peak

Remarks: 1. Emission Level= Antenna Factor + Cable Loss + Reading -Amp Factor  
 2. The emission levels that are 20dB below the official limit are not reported.

Frequency (MHz)	Peak level (dBuV/m)	Duty cycle factor (dB)	AV level (dBuV/m)	Limit(dBuv/m)	Conclusion
7323	58.67	-24.16	34.51	54	Pass

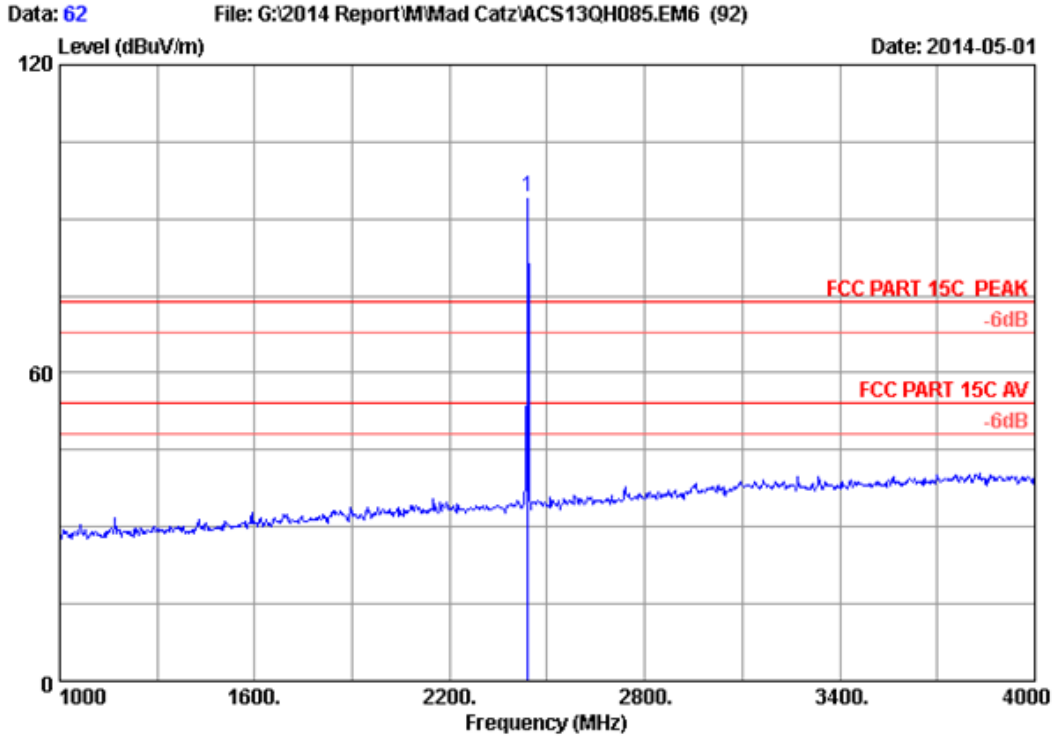




Site no. : 3m Chamber Data no. : 61  
 Dis. / Ant. : 3m 2013 3115 (4580) Ant. pol. : VERTICAL  
 Limit : FCC PART 15C PEAK  
 Env. / Ins. : 24°C/56% Engineer : Leo-Li  
 EUT : Mad Catz S.T.R.I.K.E.M Mobile Gaming Keyboard  
 Power Rating : DC 5V From PC Input AC 120V/60Hz  
 Test Mode : GFSK 2441MHz Tx  
 M/N : 43114

No.	Freq. (MHz)	Ant. Factor (dB/m)	Cable Loss (dB)	AMP factor (dB)	Reading (dBuV)	Emission Level (dBuV/m)	Limits (dBuV/m)	Margin (dB)	Remark
1	2441.000	28.27	5.86	35.70	92.25	90.68	74.00	-16.68	Peak

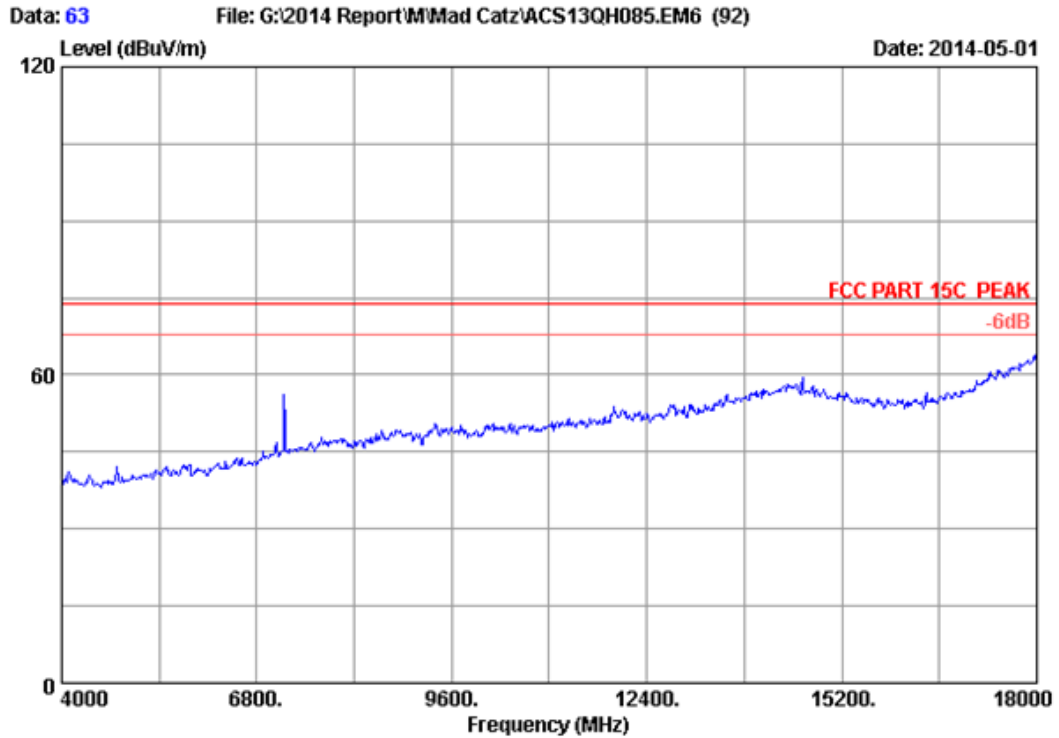
Remarks: 1. Emission Level= Antenna Factor + Cable Loss + Reading - Amp Factor  
 2. The emission levels that are 20dB below the official limit are not reported.



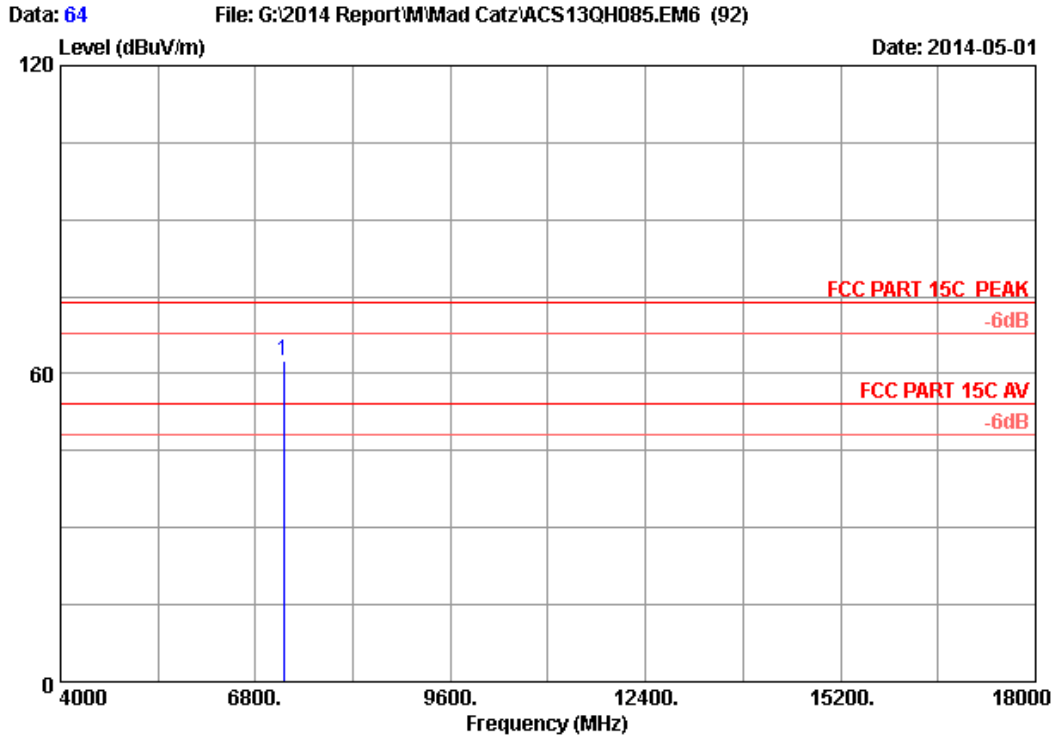
Site no. : 3m Chamber Data no. : 62  
 Dis. / Ant. : 3m 2013 3115 (4580) Ant. pol. : HORIZONTAL  
 Limit : FCC PART 15C PEAK  
 Env. / Ins. : 24°C/56% Engineer : Leo-Li  
 EUT : Mad Catz S.T.R.I.K.E.M Mobile Gaming Keyboard  
 Power Rating : DC 5V From PC Input AC 120V/60Hz  
 Test Mode : GFSK 2441MHz Tx  
 M/N : 43114

No.	Freq. (MHz)	Ant. Factor (dB/m)	Cable Loss (dB)	AMP factor (dB)	Reading (dBuV)	Emission Level (dBuV/m)	Limits (dBuV/m)	Margin (dB)	Remark
1	2441.000	28.27	5.86	35.70	95.97	94.40	74.00	-20.40	Peak

Remarks: 1. Emission Level= Antenna Factor + Cable Loss + Reading - Amp Factor  
 2. The emission levels that are 20dB below the official limit are not reported.



Site no. : 3m Chamber Data no. : 63  
Dis. / Ant. : 3m 2013 3115 (4580) Ant. pol. : VERTICAL  
Limit : FCC PART 15C PEAK  
Env. / Ins. : 24°C/56% Engineer : Leo-Li  
EUT : Mad Catz S.T.R.I.K.E.M Mobile Gaming Keyboard  
Power Rating : DC 5V From PC Input AC 120V/60Hz  
Test Mode : GFSK 2402MHz Tx  
M/N : 43114

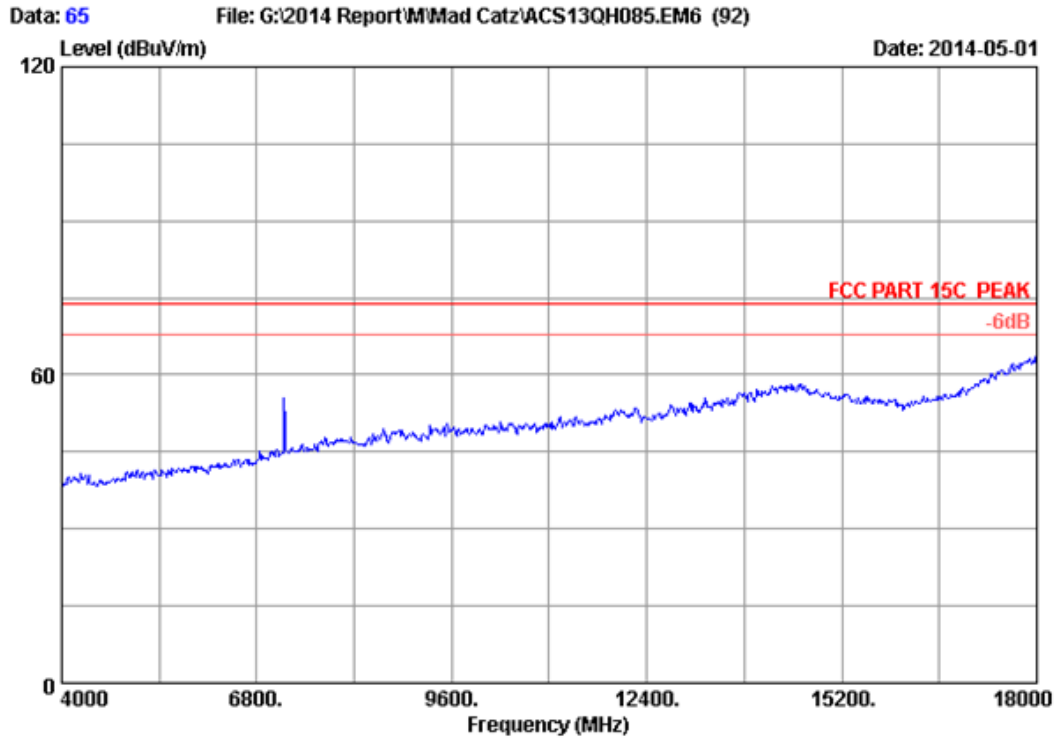


Site no. : 3m Chamber Data no. : 64  
 Dis. / Ant. : 3m 2013 3115 (4580) Ant. pol. : VERTICAL  
 Limit : FCC PART 15C PEAK  
 Env. / Ins. : 24°C/56% Engineer : Leo-Li  
 EUT : Mad Catz S.T.R.I.K.E.M Mobile Gaming Keyboard  
 Power Rating : DC 5V From PC Input AC 120V/60Hz  
 Test Mode : GFSK 2402MHz Tx  
 M/N : 43114

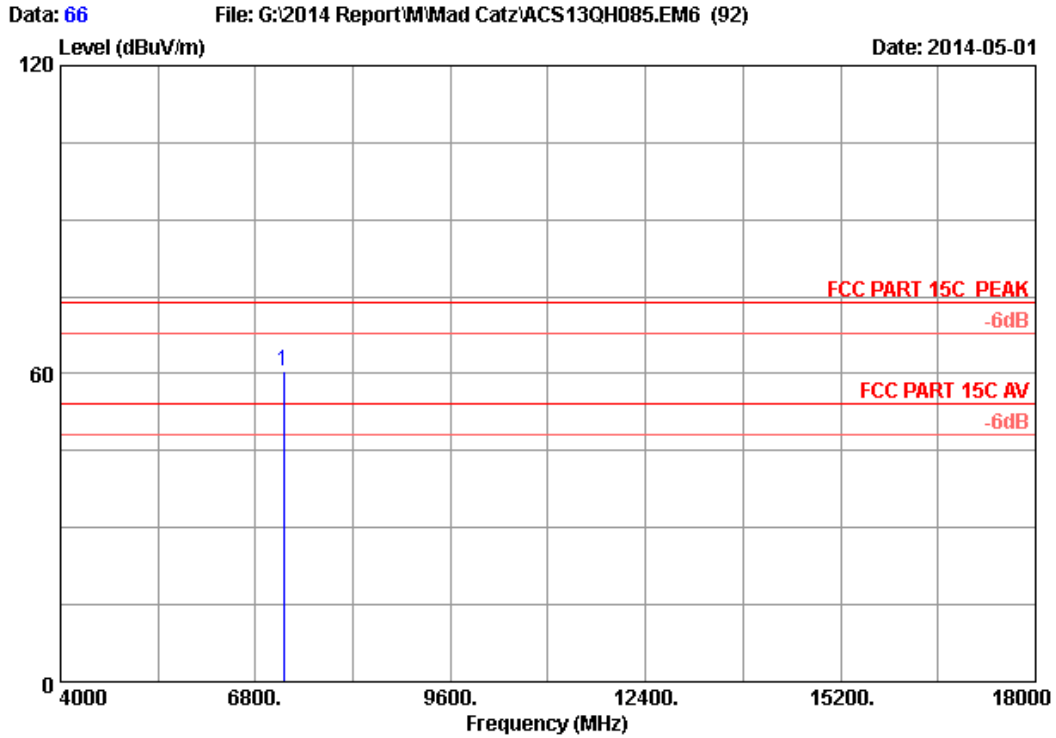
No.	Freq. (MHz)	Ant. Factor (dB/m)	Cable Loss (dB)	AMP factor (dB)	Reading (dBuV)	Emission Level (dBuV/m)	Limits (dBuV/m)	Margin (dB)	Remark
1	7206.000	35.95	10.97	35.46	51.14	62.60	74.00	11.40	Peak

Remarks: 1. Emission Level= Antenna Factor + Cable Loss + Reading -Amp Factor  
 2. The emission levels that are 20dB below the official limit are not reported.

Frequency (MHz)	Peak level (dBuV/m)	Duty cycle factor (dB)	AV level (dBuV/m)	Limit(dBuv/m)	Conclusion
7206	62.60	-24.16	38.44	54	Pass



Site no. : 3m Chamber Data no. : 65  
Dis. / Ant. : 3m 2013 3115 (4580) Ant. pol. : HORIZONTAL  
Limit : FCC PART 15C PEAK  
Env. / Ins. : 24°C/56% Engineer : Leo-Li  
EUT : Mad Catz S.T.R.I.K.E.M Mobile Gaming Keyboard  
Power Rating : DC 5V From PC Input AC 120V/60Hz  
Test Mode : GFSK 2402MHz Tx  
M/N : 43114

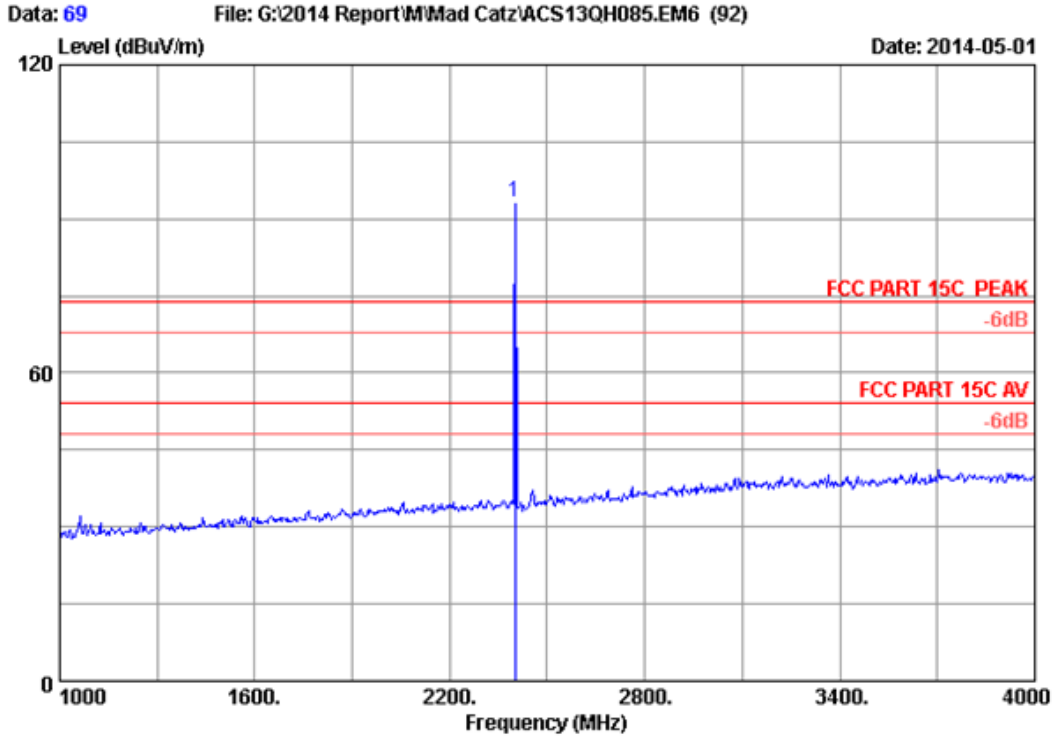


Site no. : 3m Chamber Data no. : 66  
 Dis. / Ant. : 3m 2013 3115 (4580) Ant. pol. : HORIZONTAL  
 Limit : FCC PART 15C PEAK  
 Env. / Ins. : 24°C/56% Engineer : Leo-Li  
 EUT : Mad Catz S.T.R.I.K.E.M Mobile Gaming Keyboard  
 Power Rating : DC 5V From PC Input AC 120V/60Hz  
 Test Mode : GFSK 2402MHz Tx  
 M/N : 43114

No.	Freq. (MHz)	Ant. Factor (dB/m)	Cable Loss (dB)	AMP factor (dB)	Reading (dBuV)	Emission Level (dBuV/m)	Limits (dBuV/m)	Margin (dB)	Remark
1	7206.000	35.95	10.97	35.46	48.96	60.42	74.00	13.58	Peak

Remarks: 1. Emission Level= Antenna Factor + Cable Loss + Reading -Amp Factor  
 2. The emission levels that are 20dB below the official limit are not reported.

Frequency (MHz)	Peak level (dBuV/m)	Duty cycle factor (dB)	AV level (dBuV/m)	Limit(dBuv/m)	Conclusion
7206	60.42	-24.16	36.26	54	Pass

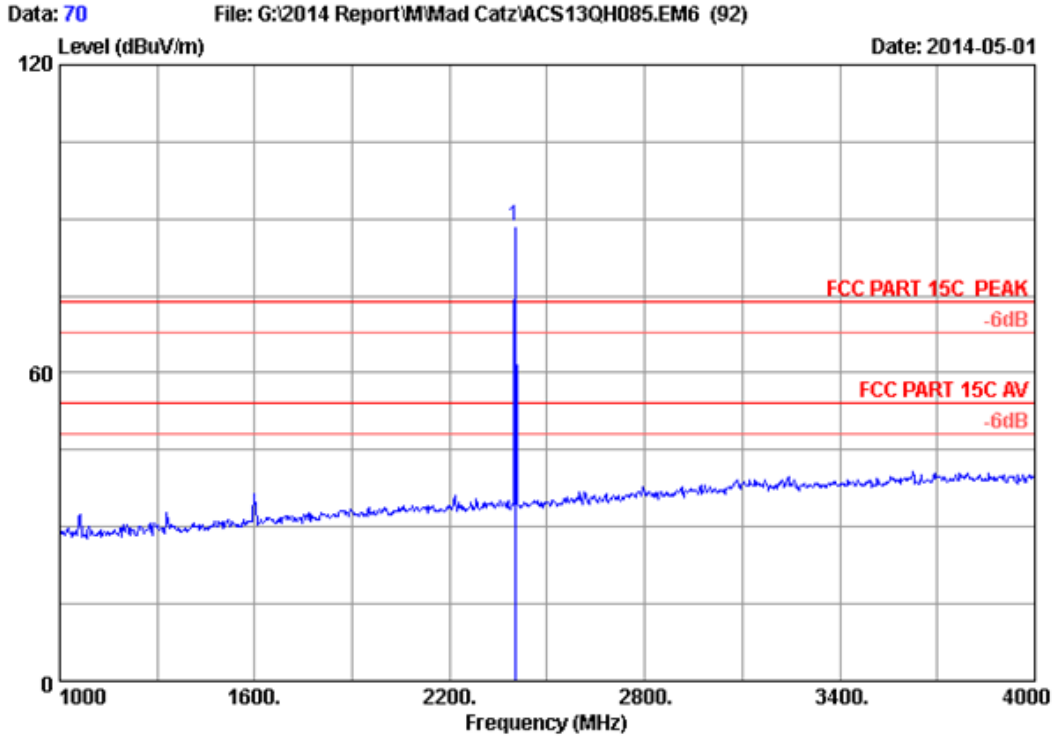


Site no. : 3m Chamber Data no. : 69  
 Dis. / Ant. : 3m 2013 3115 (4580) Ant. pol. : HORIZONTAL  
 Limit : FCC PART 15C PEAK  
 Env. / Ins. : 24°C/56% Engineer : Leo-Li  
 EUT : Mad Catz S.T.R.I.K.E.M Mobile Gaming Keyboard  
 Power Rating : DC 5V From PC Input AC 120V/60Hz  
 Test Mode : GFSK 2402MHz Tx  
 M/N : 43114

No.	Freq. (MHz)	Ant. Factor (dB/m)	Cable Loss (dB)	AMP factor (dB)	Reading (dBuV)	Emission Level (dBuV/m)	Limits (dBuV/m)	Margin (dB)	Remark
1	2402.000	28.18	5.80	35.70	95.02	93.30	74.00	-19.30	Peak

Remarks: 1. Emission Level= Antenna Factor + Cable Loss + Reading - Amp Factor  
 2. The emission levels that are 20dB below the official limit are not reported.

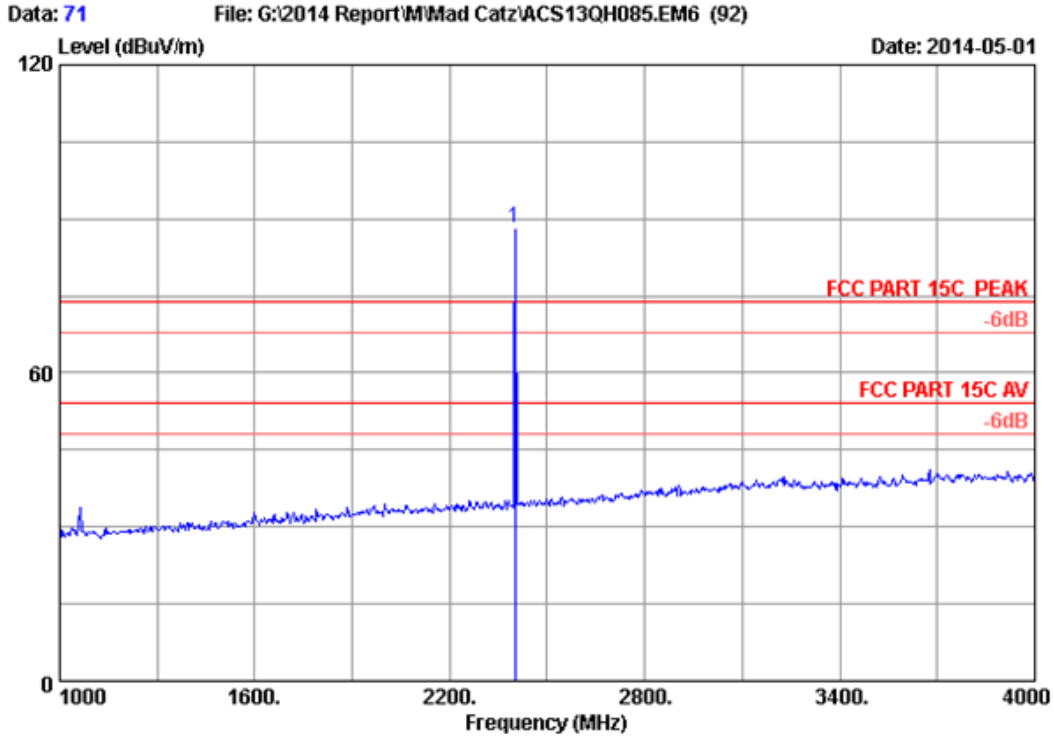




Site no. : 3m Chamber Data no. : 70  
 Dis. / Ant. : 3m 2013 3115 (4580) Ant. pol. : VERTICAL  
 Limit : FCC PART 15C PEAK  
 Env. / Ins. : 24°C/56% Engineer : Leo-Li  
 EUT : Mad Catz S.T.R.I.K.E.M Mobile Gaming Keyboard  
 Power Rating : DC 5V From PC Input AC 120V/60Hz  
 Test Mode : GFSK 2402MHz Tx  
 M/N : 43114

No.	Freq. (MHz)	Ant. Factor (dB/m)	Cable Loss (dB)	AMP factor (dB)	Reading (dBuV)	Emission Level (dBuV/m)	Limits (dBuV/m)	Margin (dB)	Remark
1	2402.000	28.18	5.80	35.70	90.38	88.66	74.00	-14.66	Peak

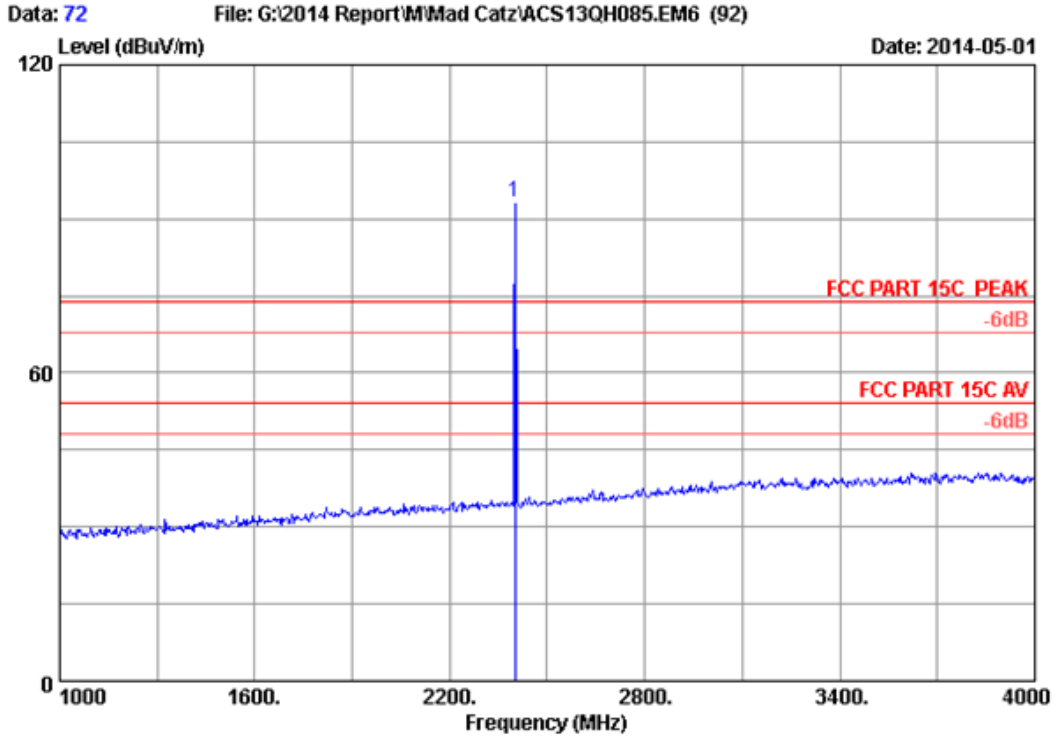
Remarks: 1. Emission Level= Antenna Factor + Cable Loss + Reading - Amp Factor  
 2. The emission levels that are 20dB below the official limit are not reported.



Site no. : 3m Chamber Data no. : 71  
 Dis. / Ant. : 3m 2013 3115 (4580) Ant. pol. : VERTICAL  
 Limit : FCC PART 15C PEAK  
 Env. / Ins. : 24°C/56% Engineer : Leo-Li  
 EUT : Mad Catz S.T.R.I.K.E.M Mobile Gaming Keyboard  
 Power Rating : DC 5V From PC Input AC 120V/60Hz  
 Test Mode : 8-DPSK 2402MHz Tx  
 M/N : 43114

No.	Freq. (MHz)	Ant. Factor (dB/m)	Cable Loss (dB)	AMP factor (dB)	Reading (dBuV)	Emission Level (dBuV/m)	Limits (dBuV/m)	Margin (dB)	Remark
1	2402.000	28.18	5.80	35.70	90.03	88.31	74.00	-14.31	Peak

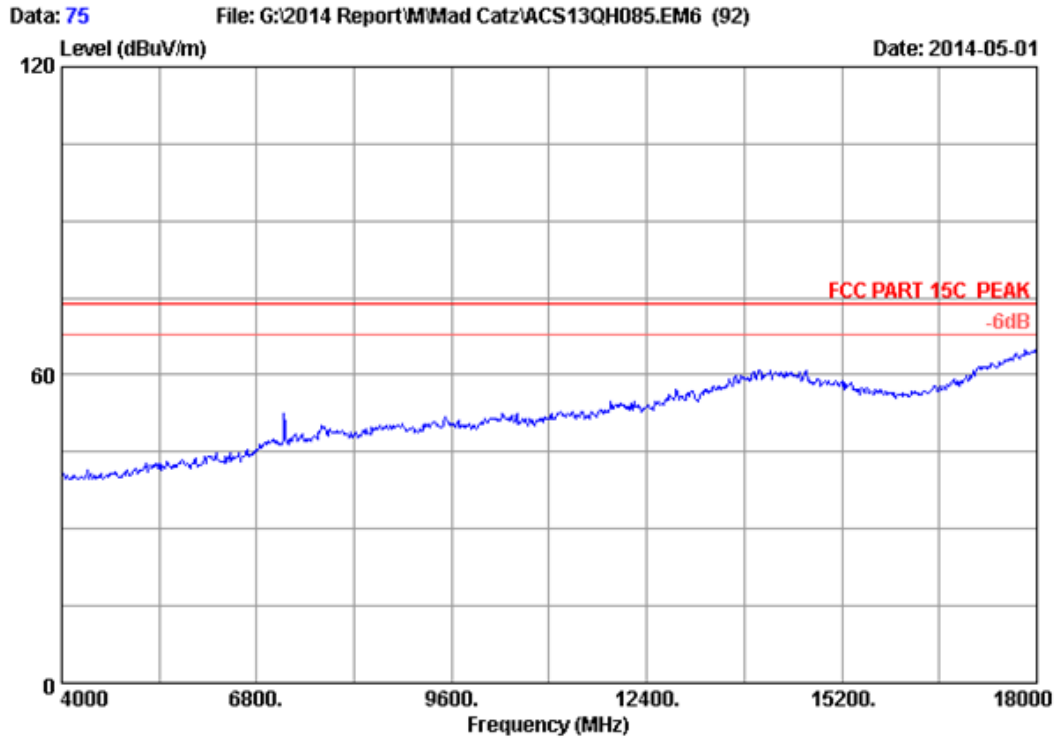
Remarks: 1. Emission Level= Antenna Factor + Cable Loss + Reading - Amp Factor  
 2. The emission levels that are 20dB below the official limit are not reported.



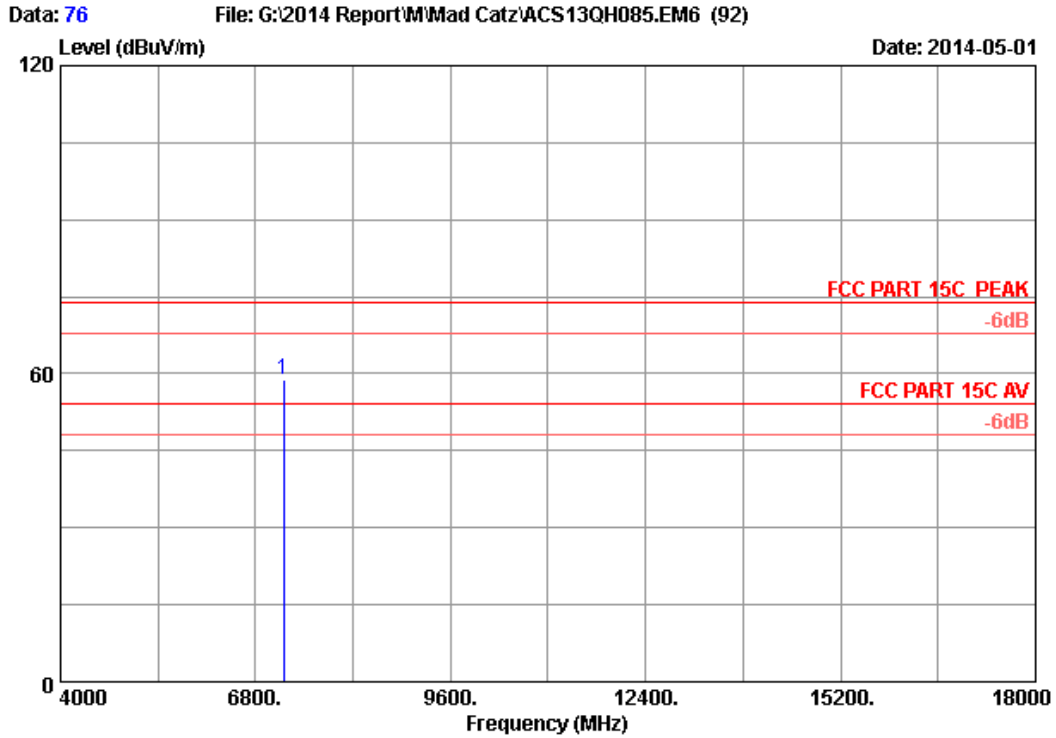
Site no. : 3m Chamber Data no. : 72  
 Dis. / Ant. : 3m 2013 3115 (4580) Ant. pol. : HORIZONTAL  
 Limit : FCC PART 15C PEAK  
 Env. / Ins. : 24°C/56% Engineer : Leo-Li  
 EUT : Mad Catz S.T.R.I.K.E.M Mobile Gaming Keyboard  
 Power Rating : DC 5V From PC Input AC 120V/60Hz  
 Test Mode : 8-DPSK 2402MHz Tx  
 M/N : 43114

No.	Freq. (MHz)	Ant. Factor (dB/m)	Cable Loss (dB)	AMP factor (dB)	Reading (dBuV)	Emission Level (dBuV/m)	Limits (dBuV/m)	Margin (dB)	Remark
1	2402.000	28.18	5.80	35.70	94.87	93.15	74.00	-19.15	Peak

Remarks: 1. Emission Level= Antenna Factor + Cable Loss + Reading - Amp Factor  
 2. The emission levels that are 20dB below the official limit are not reported.



Site no. : 3m Chamber Data no. : 75  
Dis. / Ant. : 3m 2013 3115 (4580) Ant. pol. : HORIZONTAL  
Limit : FCC PART 15C PEAK  
Env. / Ins. : 24°C/56% Engineer : Leo-Li  
EUT : Mad Catz S.T.R.I.K.E.M Mobile Gaming Keyboard  
Power Rating : DC 5V From PC Input AC 120V/60Hz  
Test Mode : 8-DPSK 2402MHz Tx  
M/N : 43114

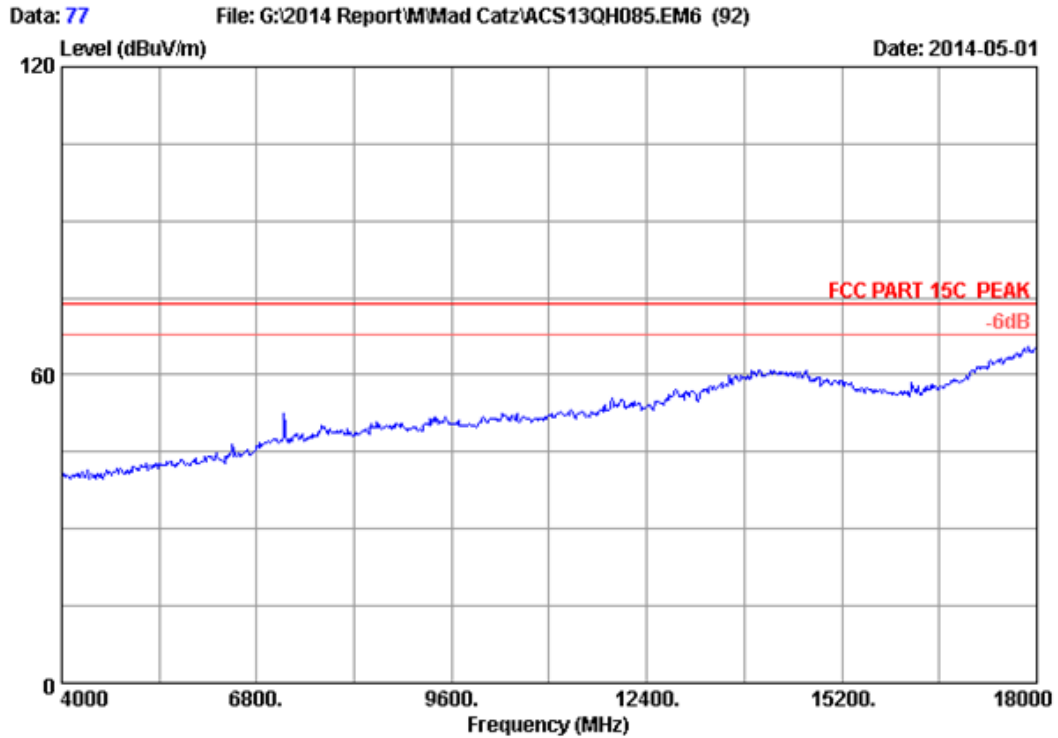


Site no. : 3m Chamber Data no. : 76  
 Dis. / Ant. : 3m 2013 3115 (4580) Ant. pol. : HORIZONTAL  
 Limit : FCC PART 15C PEAK  
 Env. / Ins. : 24°C/56% Engineer : Leo-Li  
 EUT : Mad Catz S.T.R.I.K.E.M Mobile Gaming Keyboard  
 Power Rating : DC 5V From PC Input AC 120V/60Hz  
 Test Mode : 8-DPSK 2402MHz Tx  
 M/N : 43114

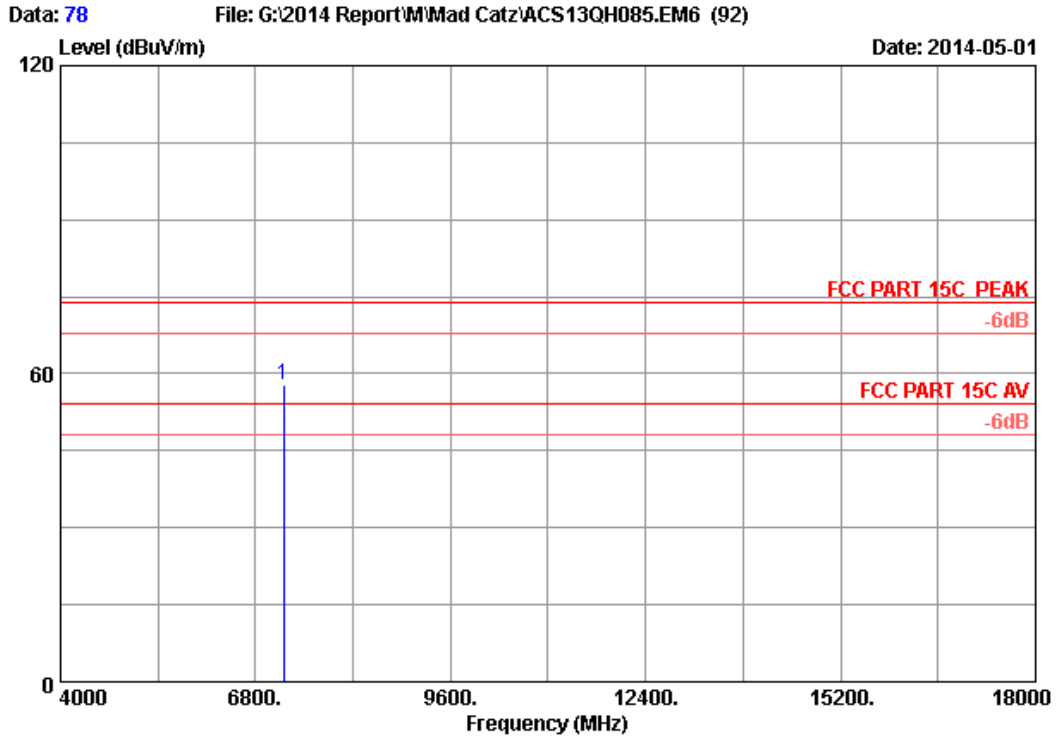
No.	Freq. (MHz)	Ant. Factor (dB/m)	Cable Loss (dB)	AMP factor (dB)	Reading (dBuV)	Emission Level (dBuV/m)	Limits (dBuV/m)	Margin (dB)	Remark
1	7206.000	35.95	10.97	35.46	47.21	58.67	74.00	15.33	Peak

Remarks: 1. Emission Level= Antenna Factor + Cable Loss + Reading - Amp Factor  
 2. The emission levels that are 20dB below the official limit are not reported.

Frequency (MHz)	Peak level (dBuV/m)	Duty cycle factor (dB)	AV level (dBuV/m)	Limit(dBuv/m)	Conclusion
7206	58.67	-24.16	34.51	54	Pass



Site no. : 3m Chamber Data no. : 77  
Dis. / Ant. : 3m 2013 3115 (4580) Ant. pol. : VERTICAL  
Limit : FCC PART 15C PEAK  
Env. / Ins. : 24°C/56% Engineer : Leo-Li  
EUT : Mad Catz S.T.R.I.K.E.M Mobile Gaming Keyboard  
Power Rating : DC 5V From PC Input AC 120V/60Hz  
Test Mode : 8-DPSK 2402MHz Tx  
M/N : 43114

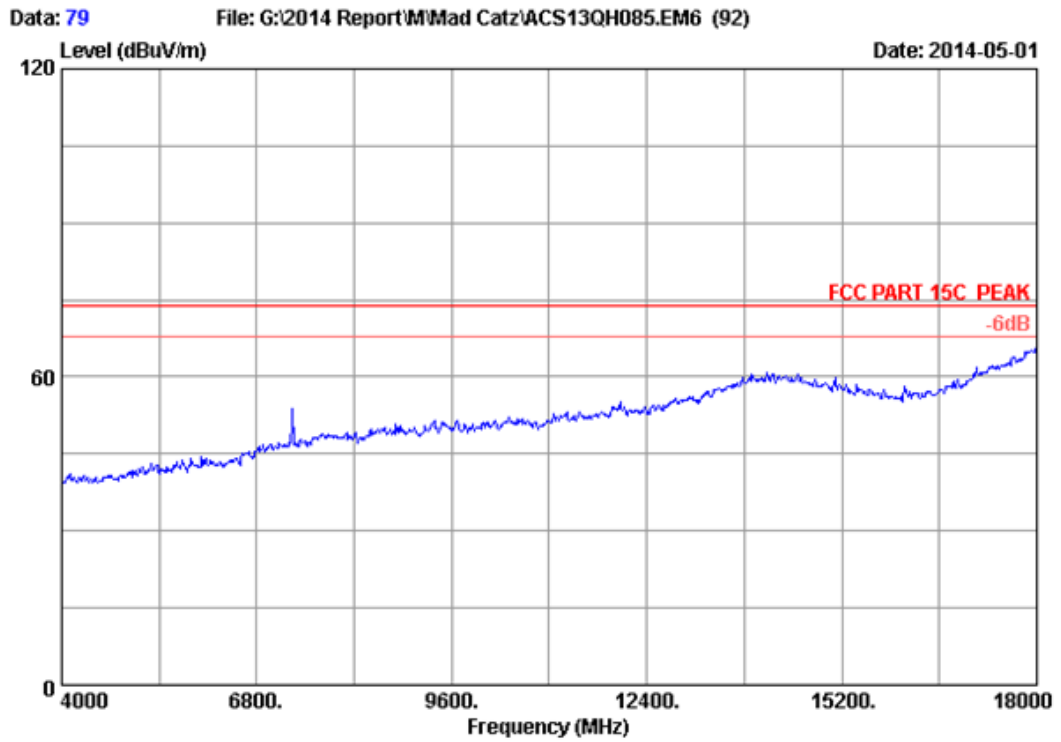


Site no. : 3m Chamber Data no. : 78  
 Dis. / Ant. : 3m 2013 3115 (4580) Ant. pol. : VERTICAL  
 Limit : FCC PART 15C PEAK  
 Env. / Ins. : 24°C/56% Engineer : Leo-Li  
 EUT : Mad Catz S.T.R.I.K.E.M Mobile Gaming Keyboard  
 Power Rating : DC 5V From PC Input AC 120V/60Hz  
 Test Mode : 8-DPSK 2402MHz Tx  
 M/N : 43114

No.	Freq. (MHz)	Ant. Factor (dB/m)	Cable Loss (dB)	AMP factor (dB)	Reading (dBuV)	Emission Level (dBuV/m)	Limits (dBuV/m)	Margin (dB)	Remark
1	7206.000	35.95	10.97	35.46	46.37	57.83	74.00	16.17	Peak

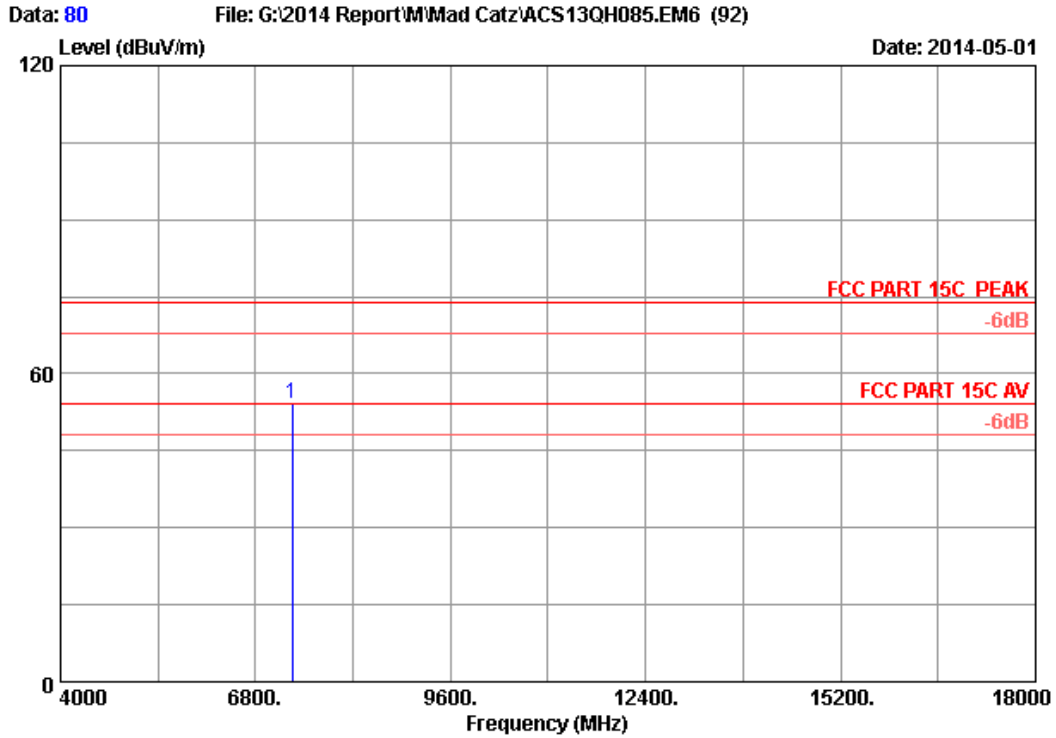
Remarks: 1. Emission Level= Antenna Factor + Cable Loss + Reading - Amp Factor  
 2. The emission levels that are 20dB below the official limit are not reported.

Frequency (MHz)	Peak level (dBuV/m)	Duty cycle factor (dB)	AV level (dBuV/m)	Limit(dBuv/m)	Conclusion
7206	57.83	-24.16	33.67	54	Pass



Site no. : 3m Chamber Data no. : 79  
Dis. / Ant. : 3m 2013 3115 (4580) Ant. pol. : VERTICAL  
Limit : FCC PART 15C PEAK  
Env. / Ins. : 24°C/56% Engineer : Leo-Li  
EUT : Mad Catz S.T.R.I.K.E.M Mobile Gaming Keyboard  
Power Rating : DC 5V From PC Input AC 120V/60Hz  
Test Mode : 8-DPSK 2441MHz Tx  
M/N : 43114



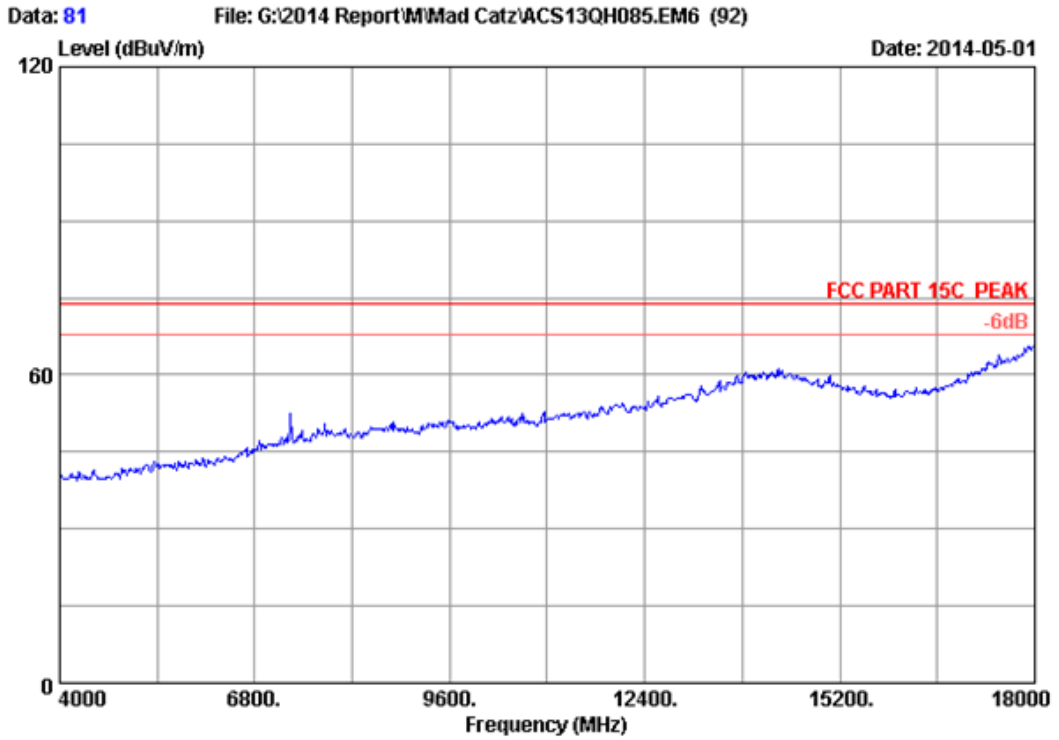


Site no. : 3m Chamber Data no. : 80  
 Dis. / Ant. : 3m 2013 3115 (4580) Ant. pol. : VERTICAL  
 Limit : FCC PART 15C PEAK  
 Env. / Ins. : 24°C/56% Engineer : Leo-Li  
 EUT : Mad Catz S.T.R.I.K.E.M Mobile Gaming Keyboard  
 Power Rating : DC 5V From PC Input AC 120V/60Hz  
 Test Mode : 8-DPSK 2441MHz Tx  
 M/N : 43114

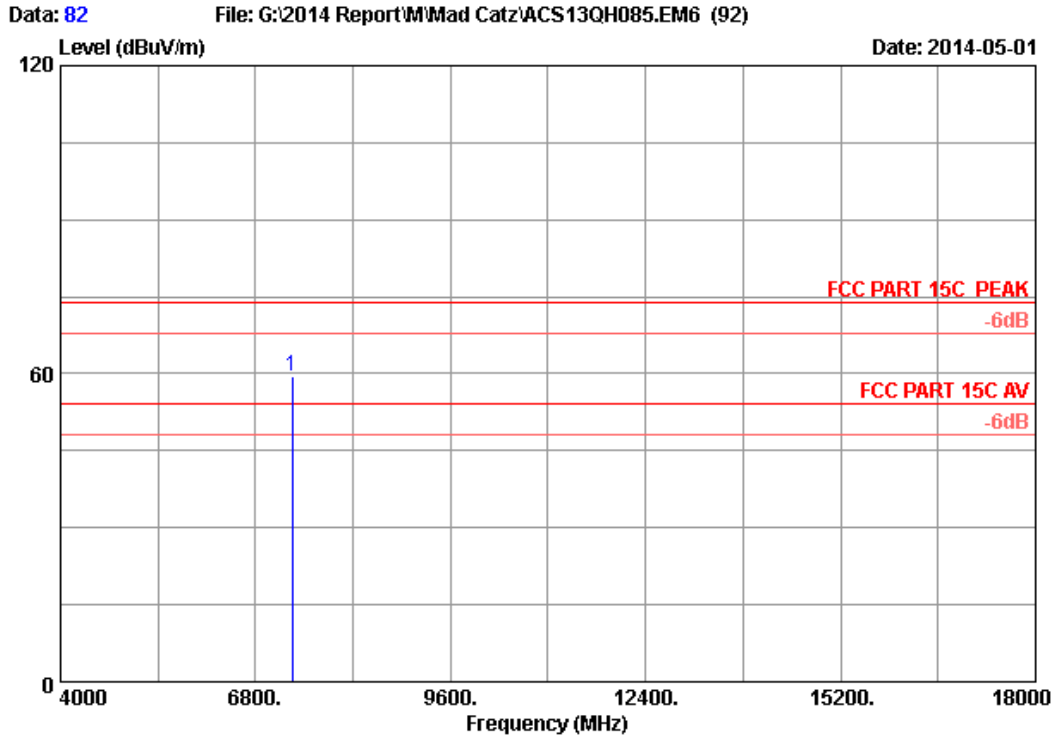
No.	Freq. (MHz)	Ant. Factor (dB/m)	Cable Loss (dB)	AMP factor (dB)	Reading (dBuV)	Emission Level (dBuV/m)	Limits (dBuV/m)	Margin (dB)	Remark
1	7323.000	36.21	11.03	35.44	42.44	54.24	74.00	19.76	Peak

Remarks: 1. Emission Level= Antenna Factor + Cable Loss + Reading -Amp Factor  
 2. The emission levels that are 20dB below the official limit are not reported.

Frequency (MHz)	Peak level (dBuV/m)	Duty cycle factor (dB)	AV level (dBuV/m)	Limit(dBuV/m)	Conclusion
7323	54.24	-24.16	30.08	54	Pass



Site no. : 3m Chamber Data no. : 81  
Dis. / Ant. : 3m 2013 3115 (4580) Ant. pol. : HORIZONTAL  
Limit : FCC PART 15C PEAK  
Env. / Ins. : 24°C/56% Engineer : Leo-Li  
EUT : Mad Catz S.T.R.I.K.E.M Mobile Gaming Keyboard  
Power Rating : DC 5V From PC Input AC 120V/60Hz  
Test Mode : 8-DPSK 2441MHz Tx  
M/N : 43114

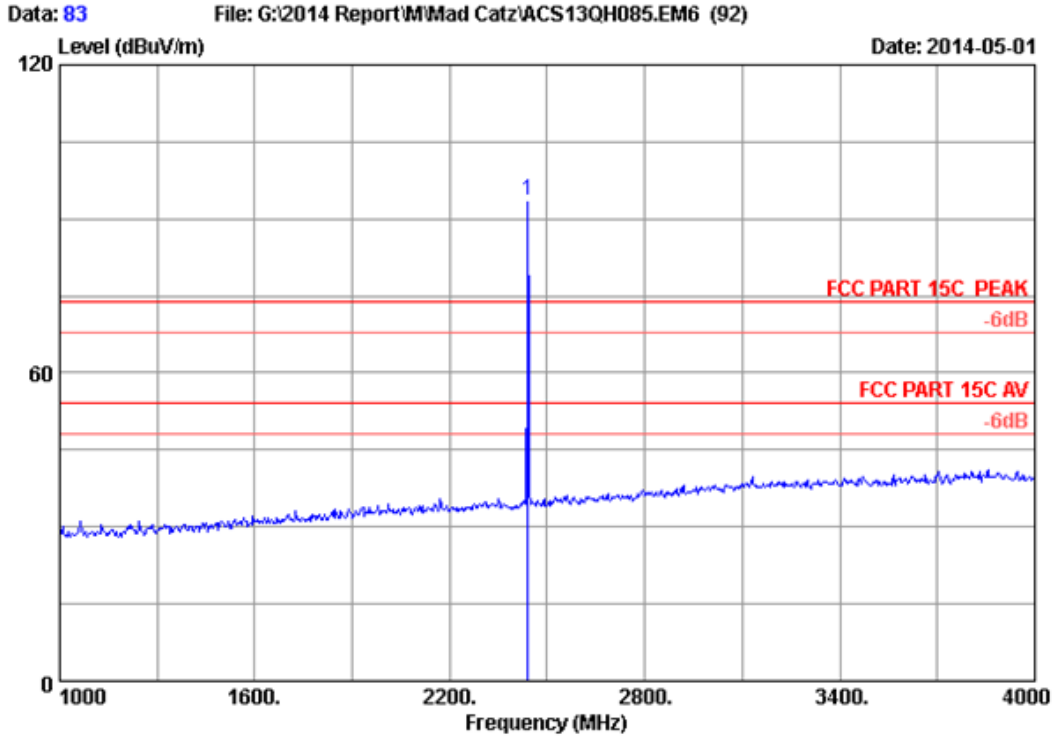


Site no. : 3m Chamber Data no. : 82  
 Dis. / Ant. : 3m 2013 3115 (4580) Ant. pol. : HORIZONTAL  
 Limit : FCC PART 15C PEAK  
 Env. / Ins. : 24°C/56% Engineer : Leo-Li  
 EUT : Mad Catz S.T.R.I.K.E.M Mobile Gaming Keyboard  
 Power Rating : DC 5V From PC Input AC 120V/60Hz  
 Test Mode : 8-DPSK 2441MHz Tx  
 M/N : 43114

No.	Freq. (MHz)	Ant. Factor (dB/m)	Cable Loss (dB)	AMP factor (dB)	Reading (dBuV)	Emission Level (dBuV/m)	Limits (dBuV/m)	Margin (dB)	Remark
1	7323.000	36.21	11.03	35.44	47.65	59.45	74.00	14.55	Peak

Remarks: 1. Emission Level= Antenna Factor + Cable Loss + Reading - Amp Factor  
 2. The emission levels that are 20dB below the official limit are not reported.

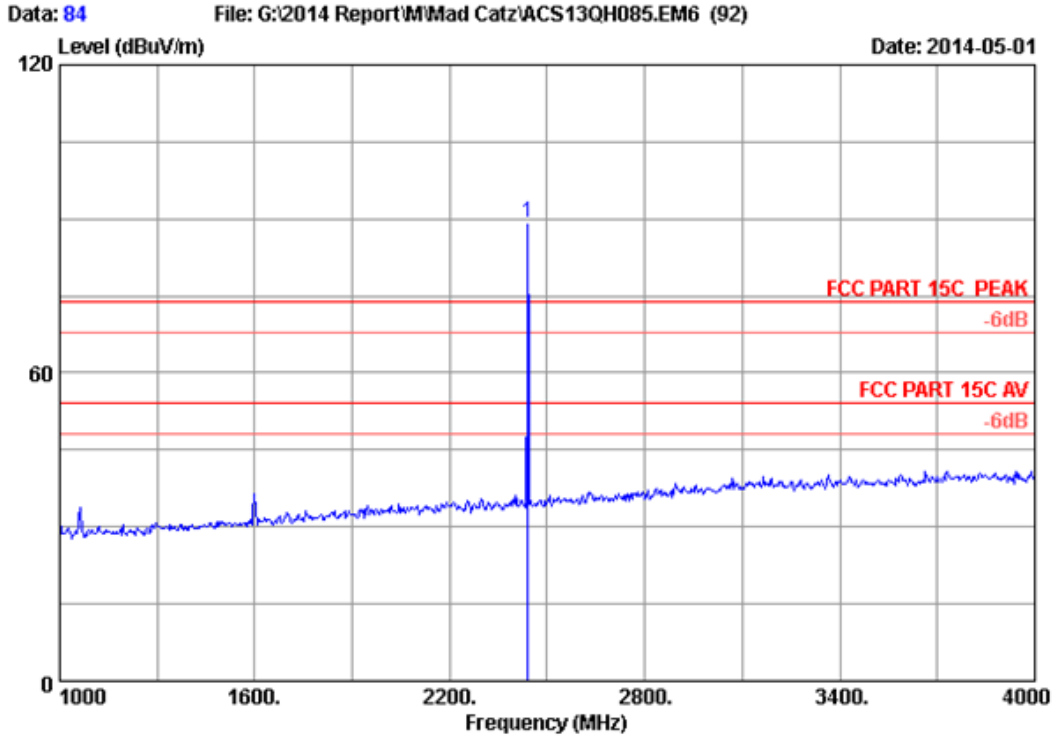
Frequency (MHz)	Peak level (dBuV/m)	Duty cycle factor (dB)	AV level (dBuV/m)	Limit(dBuv/m)	Conclusion
7323	59.45	-24.16	35.29	54	Pass



Site no. : 3m Chamber Data no. : 83  
 Dis. / Ant. : 3m 2013 3115 (4580) Ant. pol. : HORIZONTAL  
 Limit : FCC PART 15C PEAK  
 Env. / Ins. : 24°C/56% Engineer : Leo-Li  
 EUT : Mad Catz S.T.R.I.K.E.M Mobile Gaming Keyboard  
 Power Rating : DC 5V From PC Input AC 120V/60Hz  
 Test Mode : 8-DPSK 2441MHz Tx  
 M/N : 43114

No.	Freq. (MHz)	Ant. Factor (dB/m)	Cable Loss (dB)	AMP factor (dB)	Reading (dBuV)	Emission Level (dBuV/m)	Limits (dBuV/m)	Margin (dB)	Remark
1	2441.000	28.27	5.86	35.70	95.18	93.61	74.00	-19.61	Peak

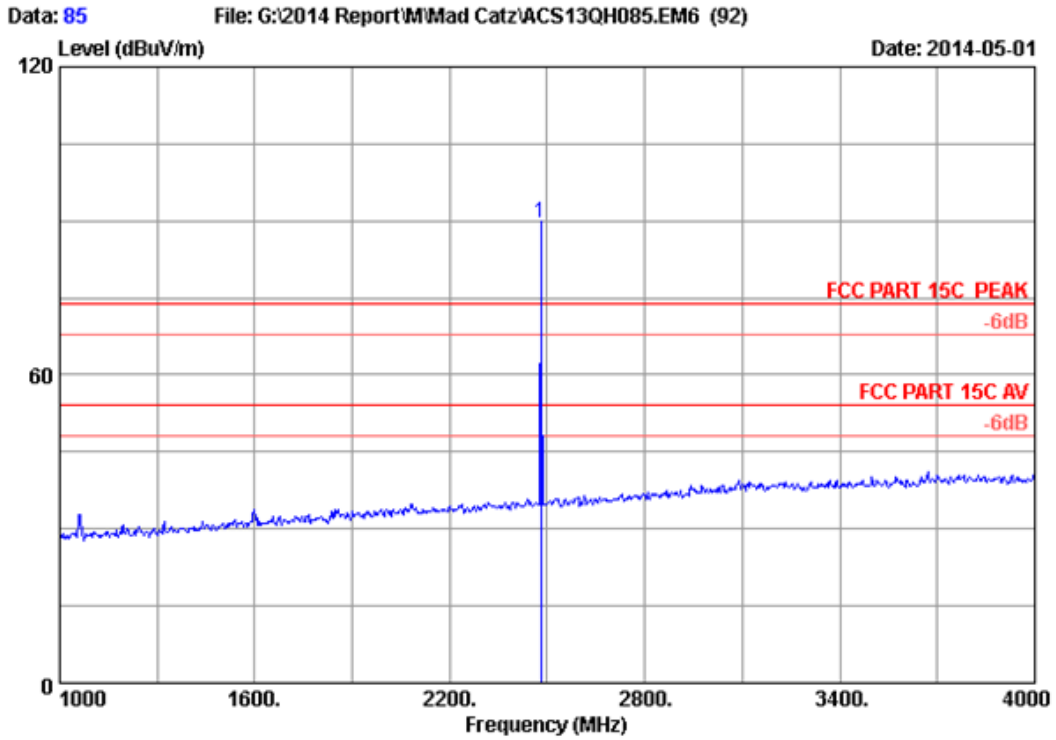
Remarks: 1. Emission Level= Antenna Factor + Cable Loss + Reading - Amp Factor  
 2. The emission levels that are 20dB below the official limit are not reported.



Site no. : 3m Chamber Data no. : 84  
 Dis. / Ant. : 3m 2013 3115 (4580) Ant. pol. : VERTICAL  
 Limit : FCC PART 15C PEAK  
 Env. / Ins. : 24°C/56% Engineer : Leo-Li  
 EUT : Mad Catz S.T.R.I.K.E.M Mobile Gaming Keyboard  
 Power Rating : DC 5V From PC Input AC 120V/60Hz  
 Test Mode : 8-DPSK 2441MHz Tx  
 M/N : 43114

No.	Freq. (MHz)	Ant. Factor (dB/m)	Cable Loss (dB)	AMP factor (dB)	Reading (dBuV)	Emission Level (dBuV/m)	Limits (dBuV/m)	Margin (dB)	Remark
1	2441.000	28.27	5.86	35.70	90.76	89.19	74.00	-15.19	Peak

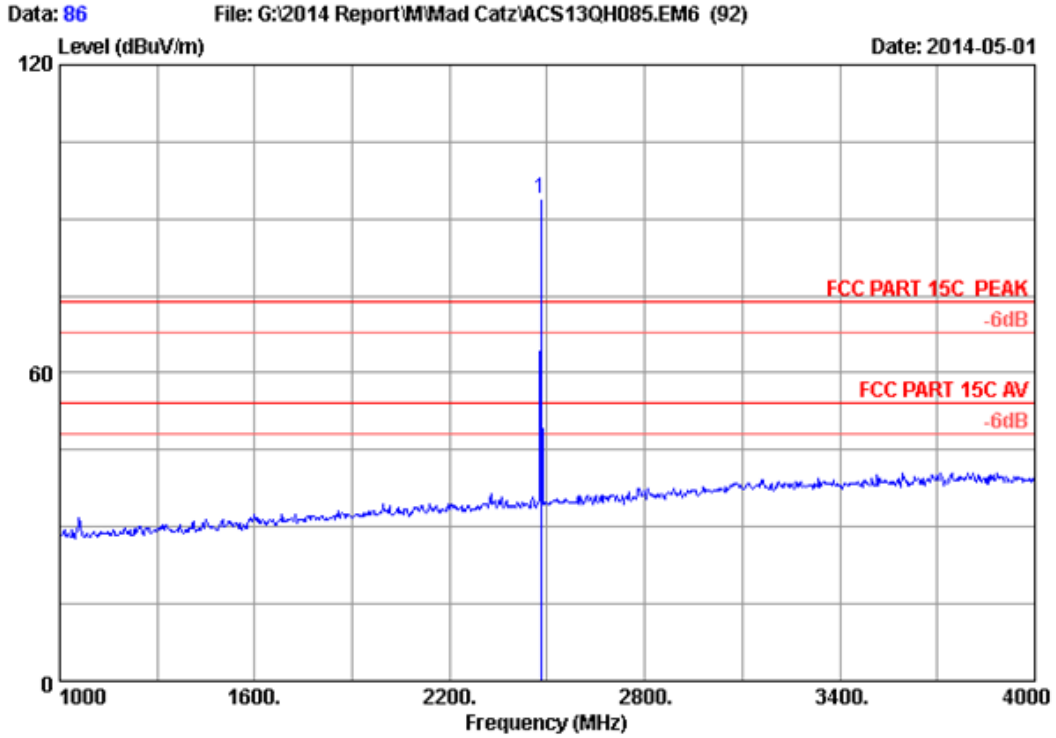
Remarks: 1. Emission Level= Antenna Factor + Cable Loss + Reading - Amp Factor  
 2. The emission levels that are 20dB below the official limit are not reported.



Site no. : 3m Chamber Data no. : 85  
 Dis. / Ant. : 3m 2013 3115 (4580) Ant. pol. : VERTICAL  
 Limit : FCC PART 15C PEAK  
 Env. / Ins. : 24°C/56% Engineer : Leo-Li  
 EUT : Mad Catz S.T.R.I.K.E.M Mobile Gaming Keyboard  
 Power Rating : DC 5V From PC Input AC 120V/60Hz  
 Test Mode : 8-DPSK 2480MHz Tx  
 M/N : 43114

No.	Freq. (MHz)	Ant. Factor (dB/m)	Cable Loss (dB)	AMP factor (dB)	Reading (dBuV)	Emission Level (dBuV/m)	Limits (dBuV/m)	Margin (dB)	Remark
1	2480.000	28.36	5.91	35.70	90.89	89.46	74.00	-15.46	Peak

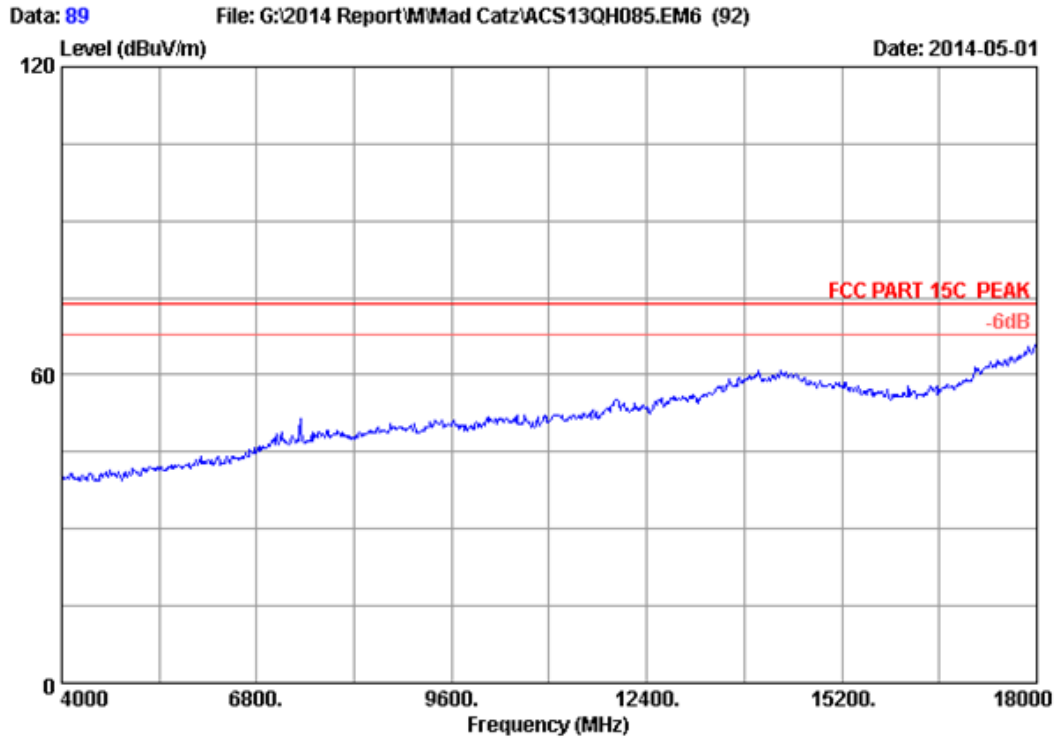
Remarks: 1. Emission Level= Antenna Factor + Cable Loss + Reading - Amp Factor  
 2. The emission levels that are 20dB below the official limit are not reported.



Site no. : 3m Chamber Data no. : 86  
 Dis. / Ant. : 3m 2013 3115 (4580) Ant. pol. : HORIZONTAL  
 Limit : FCC PART 15C PEAK  
 Env. / Ins. : 24°C/56% Engineer : Leo-Li  
 EUT : Mad Catz S.T.R.I.K.E.M Mobile Gaming Keyboard  
 Power Rating : DC 5V From PC Input AC 120V/60Hz  
 Test Mode : 8-DPSK 2480MHz Tx  
 M/N : 43114

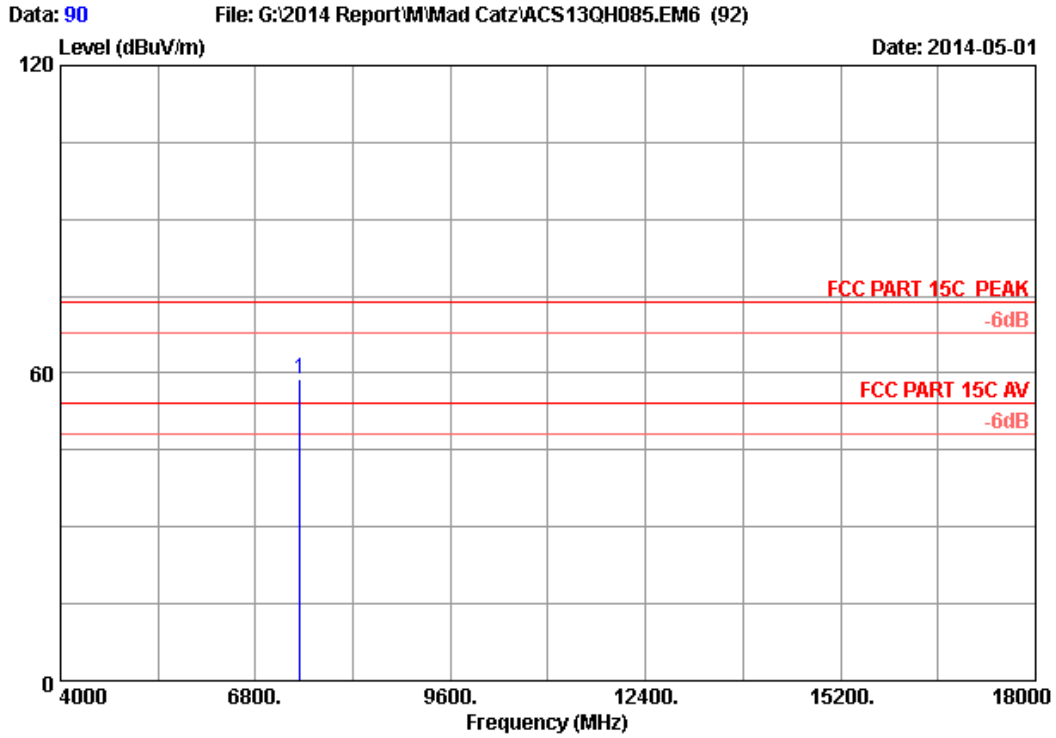
No.	Freq. (MHz)	Ant. Factor (dB/m)	Cable Loss (dB)	AMP factor (dB)	Reading (dBuV)	Emission Level (dBuV/m)	Limits (dBuV/m)	Margin (dB)	Remark
1	2480.000	28.36	5.91	35.70	95.48	94.05	74.00	-20.05	Peak

Remarks: 1. Emission Level= Antenna Factor + Cable Loss + Reading - Amp Factor  
 2. The emission levels that are 20dB below the official limit are not reported.



Site no. : 3m Chamber Data no. : 89  
Dis. / Ant. : 3m 2013 3115 (4580) Ant. pol. : VERTICAL  
Limit : FCC PART 15C PEAK  
Env. / Ins. : 24°C/56% Engineer : Leo-Li  
EUT : Mad Catz S.T.R.I.K.E.M Mobile Gaming Keyboard  
Power Rating : DC 5V From PC Input AC 120V/60Hz  
Test Mode : 8-DPSK 2480MHz Tx  
M/N : 43114



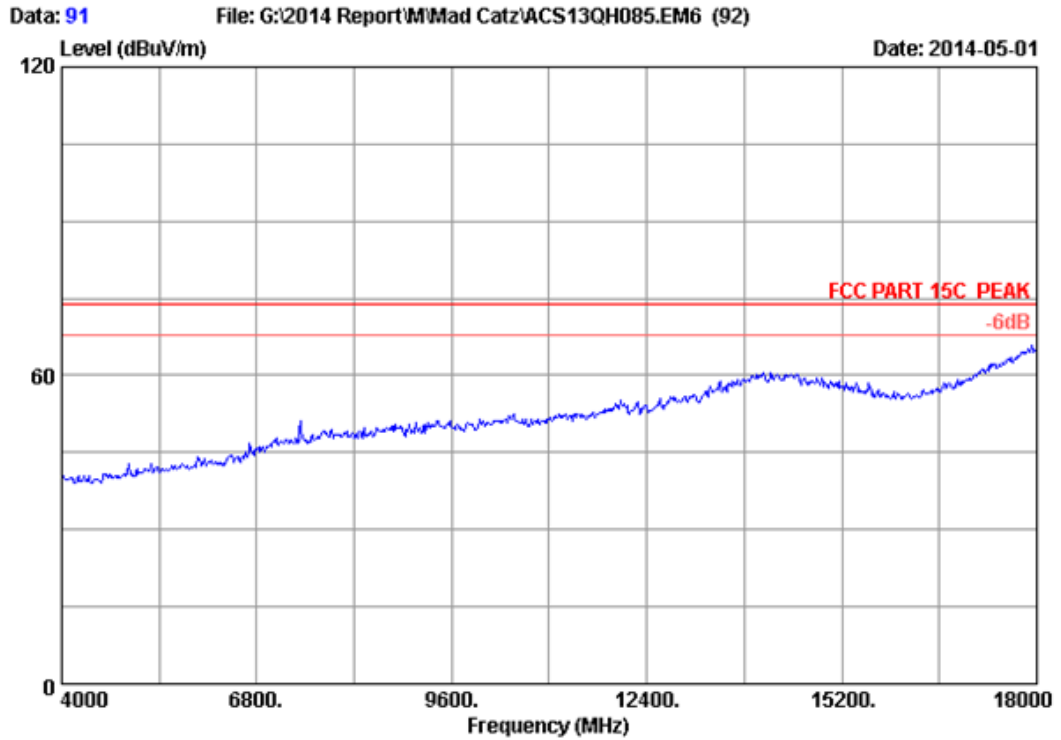


Site no. : 3m Chamber Data no. : 90  
 Dis. / Ant. : 3m 2013 3115 (4580) Ant. pol. : VERTICAL  
 Limit : FCC PART 15C PEAK  
 Env. / Ins. : 24°C/56% Engineer : Leo-Li  
 EUT : Mad Catz S.T.R.I.K.E.M Mobile Gaming Keyboard  
 Power Rating : DC 5V From PC Input AC 120V/60Hz  
 Test Mode : 8-DPSK 2480MHz Tx  
 M/N : 43114

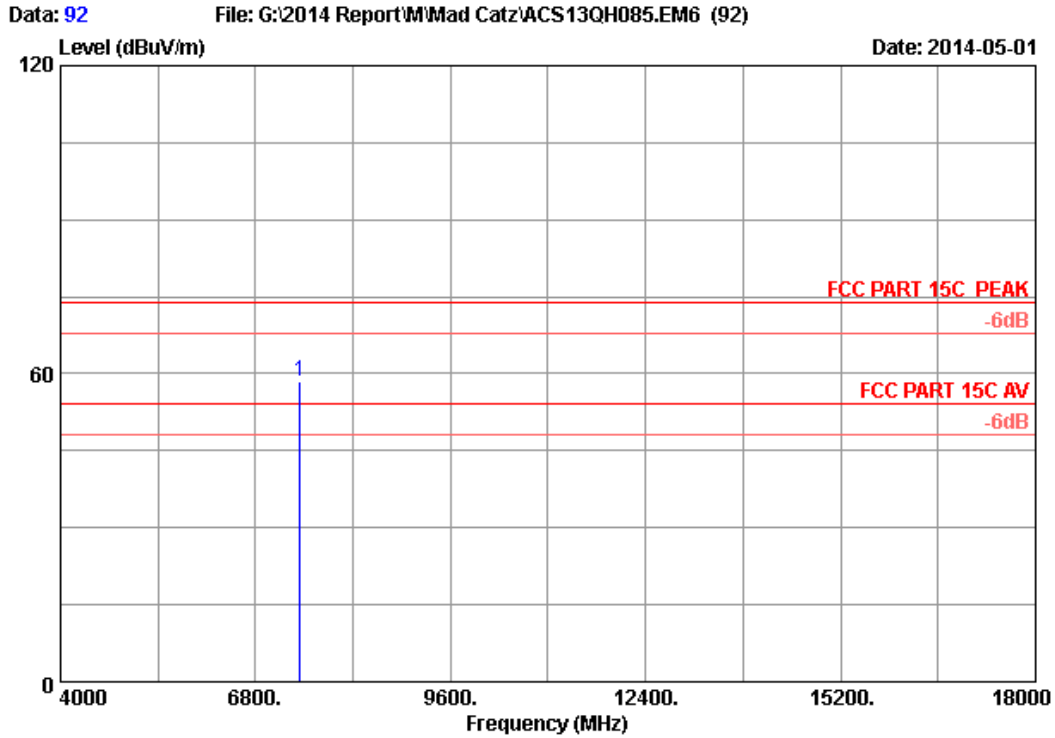
No.	Freq. (MHz)	Ant. Factor (dB/m)	Cable Loss (dB)	AMP factor (dB)	Reading (dBuV)	Emission Level (dBuV/m)	Limits (dBuV/m)	Margin (dB)	Remark
1	7440.000	36.47	11.09	35.41	46.78	58.93	74.00	15.07	Peak

Remarks: 1. Emission Level= Antenna Factor + Cable Loss + Reading - Amp Factor  
 2. The emission levels that are 20dB below the official limit are not reported.

Frequency (MHz)	Peak level (dBuV/m)	Duty cycle factor (dB)	AV level (dBuV/m)	Limit(dBuV/m)	Conclusion
7440	58.93	-24.16	34.77	54	Pass



Site no. : 3m Chamber Data no. : 91  
Dis. / Ant. : 3m 2013 3115 (4580) Ant. pol. : HORIZONTAL  
Limit : FCC PART 15C PEAK  
Env. / Ins. : 24°C/56% Engineer : Leo-Li  
EUT : Mad Catz S.T.R.I.K.E.M Mobile Gaming Keyboard  
Power Rating : DC 5V From PC Input AC 120V/60Hz  
Test Mode : 8-DPSK 2480MHz Tx  
M/N : 43114



Site no. : 3m Chamber Data no. : 92  
 Dis. / Ant. : 3m 2013 3115 (4580) Ant. pol. : HORIZONTAL  
 Limit : FCC PART 15C PEAK  
 Env. / Ins. : 24°C/56% Engineer : Leo-Li  
 EUT : Mad Catz S.T.R.I.K.E.M Mobile Gaming Keyboard  
 Power Rating : DC 5V From PC Input AC 120V/60Hz  
 Test Mode : 8-DPSK 2480MHz Tx  
 M/N : 43114

No.	Freq. (MHz)	Ant. Factor (dB/m)	Cable Loss (dB)	AMP factor (dB)	Reading (dBuV)	Emission Level (dBuV/m)	Limits (dBuV/m)	Margin (dB)	Remark
1	7440.000	36.47	11.09	35.41	46.32	58.47	74.00	15.53	Peak

Remarks: 1. Emission Level= Antenna Factor + Cable Loss + Reading - Amp Factor  
 2. The emission levels that are 20dB below the official limit are not reported.

Frequency (MHz)	Peak level (dBuV/m)	Duty cycle factor (dB)	AV level (dBuV/m)	Limit(dBuv/m)	Conclusion
7440	58.47	-24.16	34.31	54	Pass

## 5. CONDUCTED SPURIOUS EMISSIONS

### 5.1. Test Equipment

Item	Equipment	Manufacturer	Model No.	Serial No.	Last Cal.	Cal. Interval
1.	Spectrum Analyzer	Agilent	E4446A	US44300459	May.08, 13	1 Year
2.	Attenuator	Agilent	8491B	MY39262165	May.08,13	1 Year
3.	RF Cable	Hubersuhner	SUCOFLEX102	28618/2	May.08,13	1 Year

### 5.2. Limit

In any 100kHz bandwidth outside the frequency bands in which the spread spectrum intentional radiator is operating, the radio frequency power that is produced by the intentional radiator shall be at least 20dB below that in the 100kHz bandwidth within the band that contains the highest level of the desired power.

### 5.3. Test Procedure

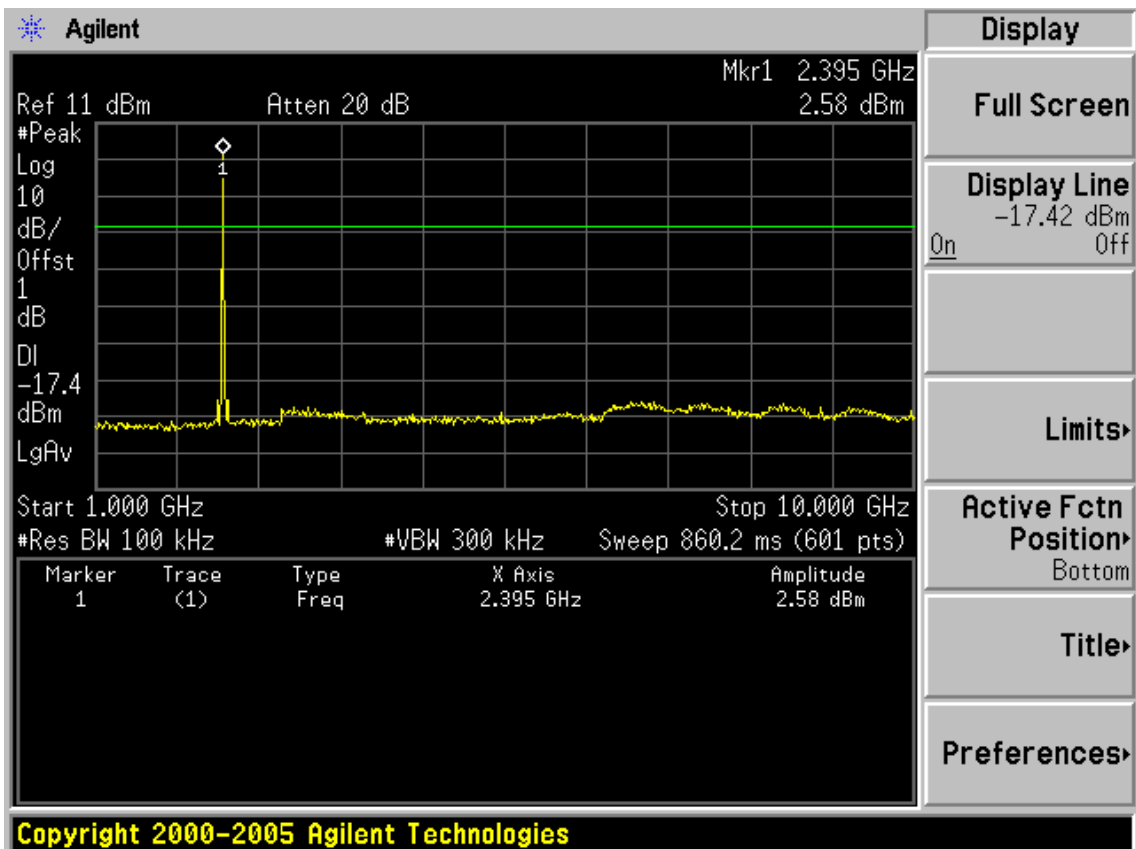
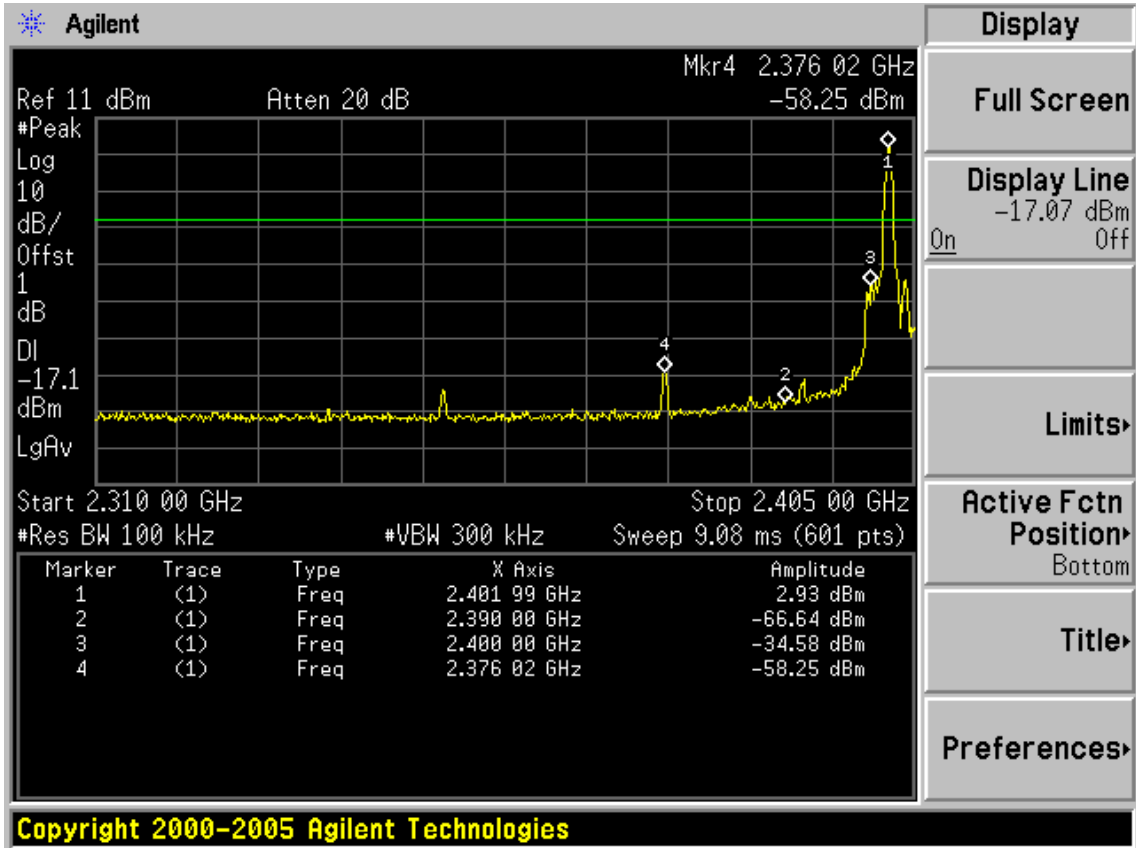
The transmitter output was connected to a spectrum analyzer, The resolution bandwidth is set to 100 kHz, The video bandwidth is set to 300 kHz and measure all the emissions detected.

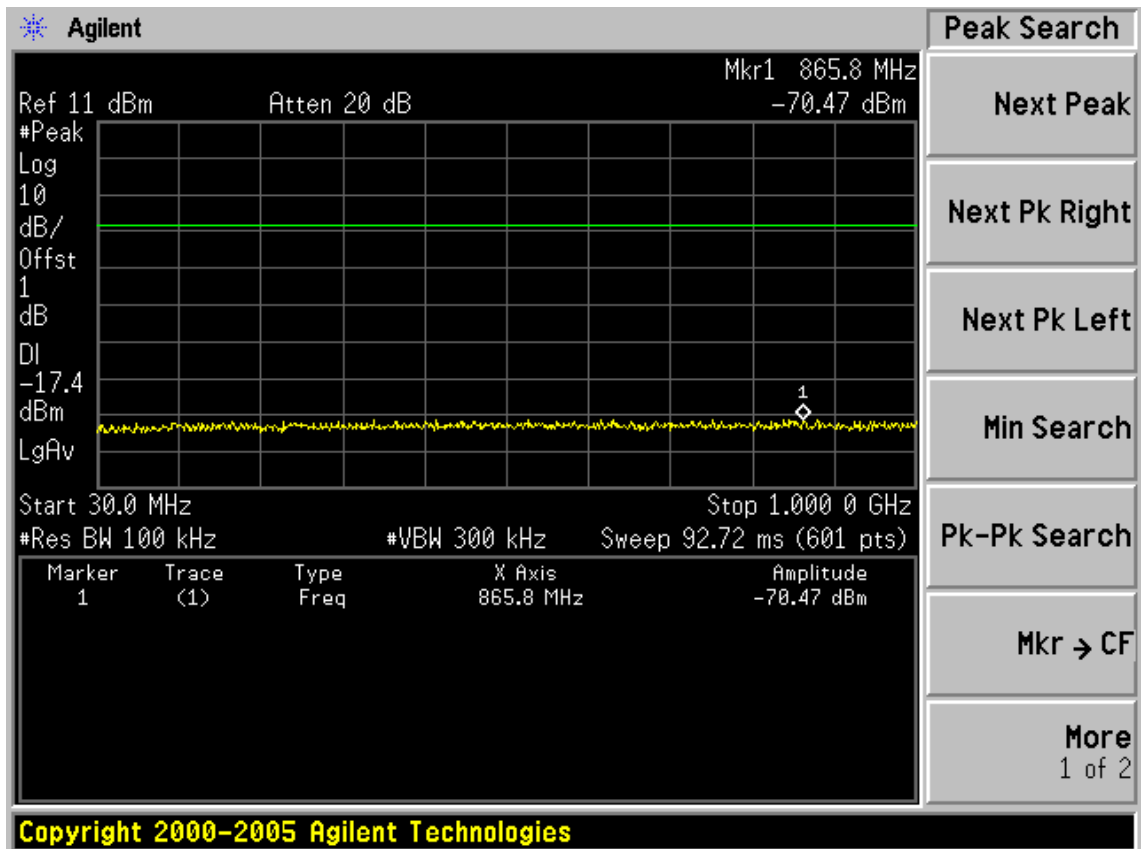
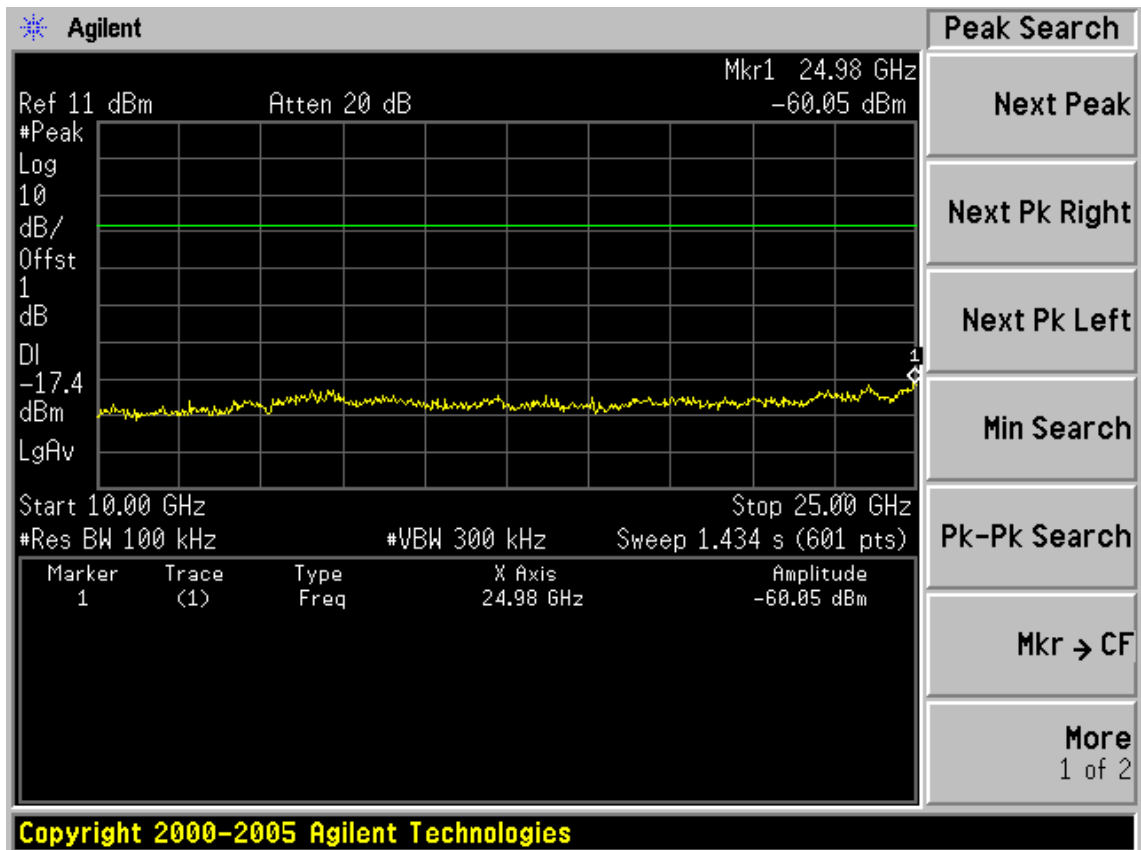
### 5.4. Test result

**PASS** (The testing data was attached in the next pages.)

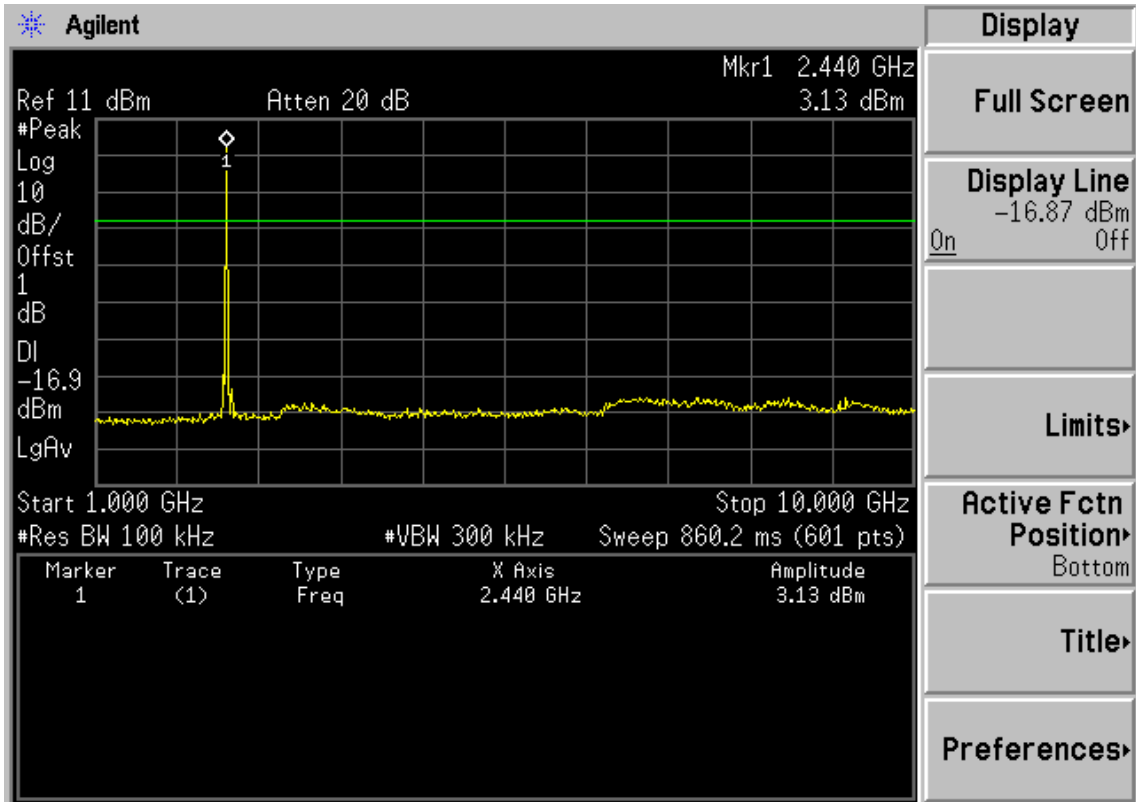
**Hopping Off  
GFSK**

2402MHz

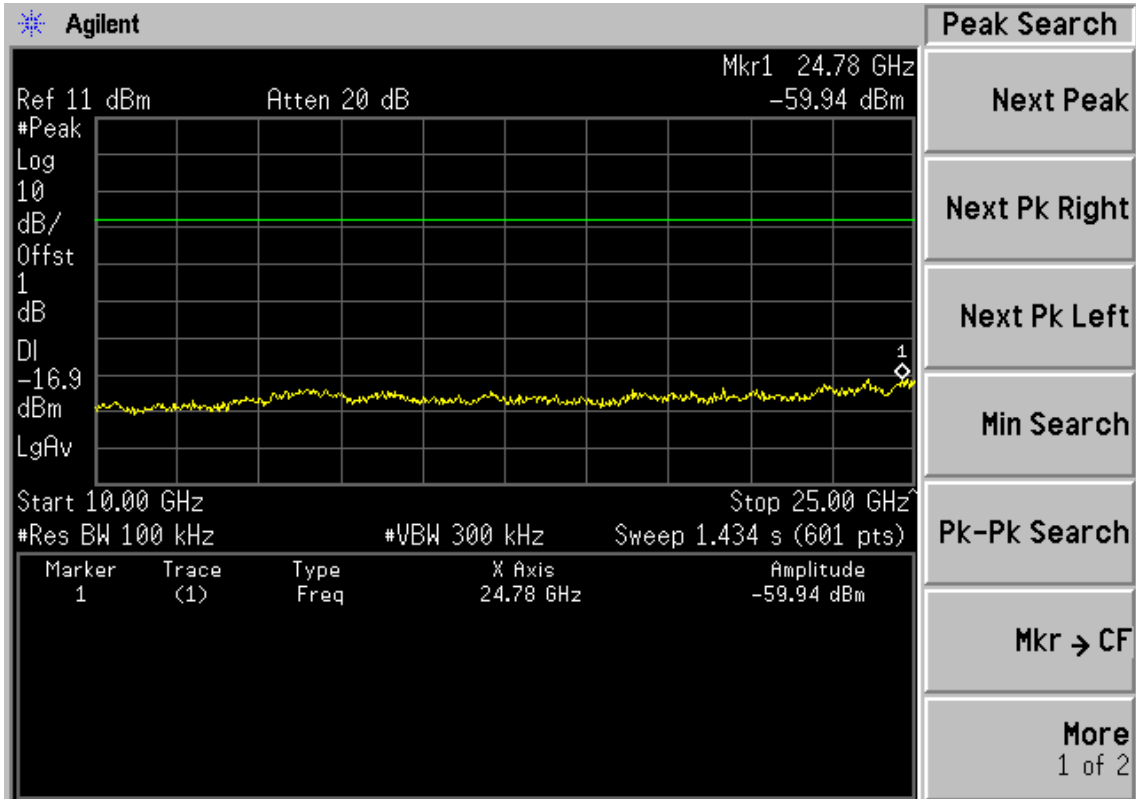




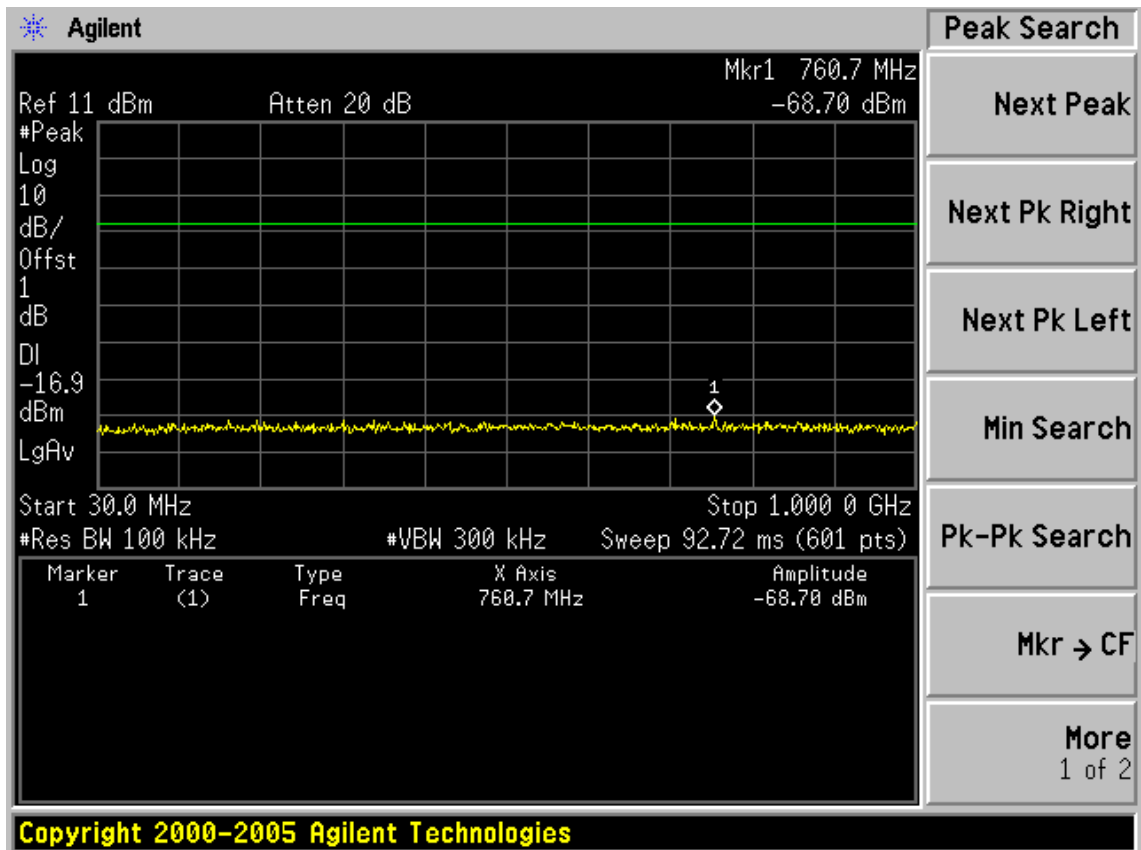
2441MHz



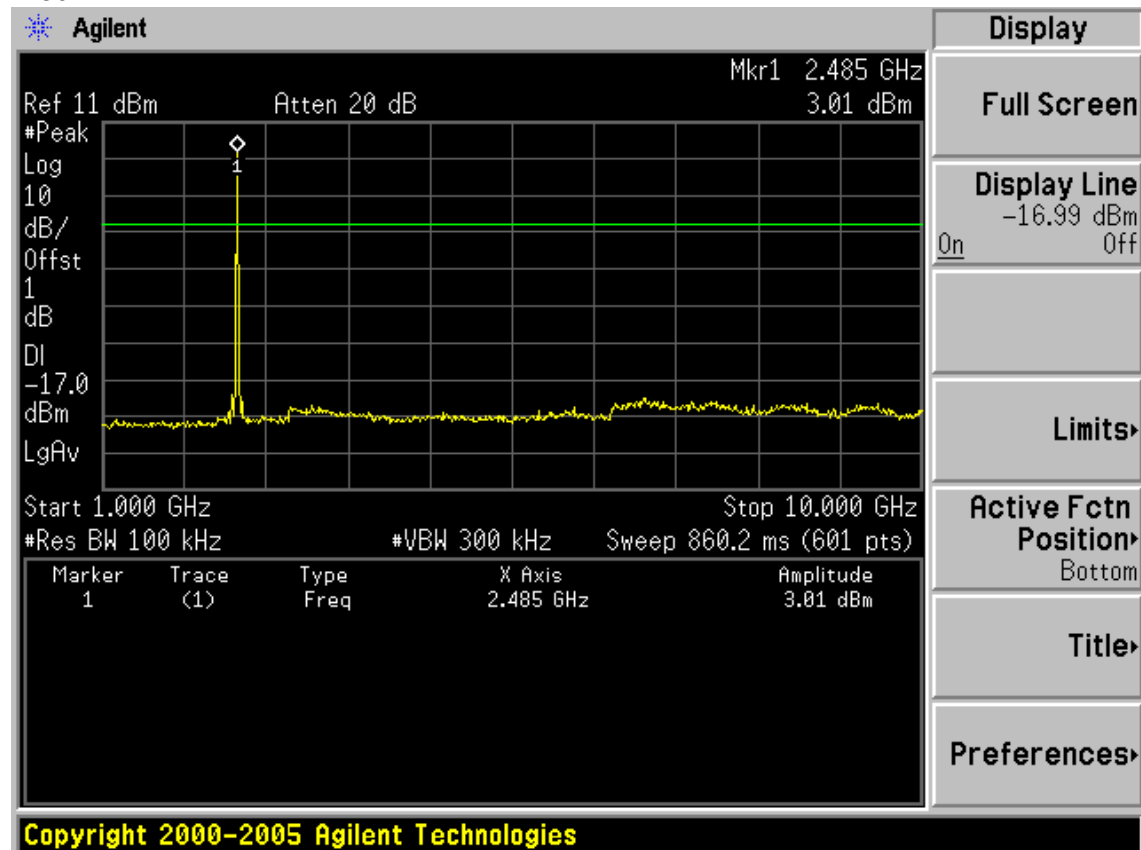
Copyright 2000-2005 Agilent Technologies



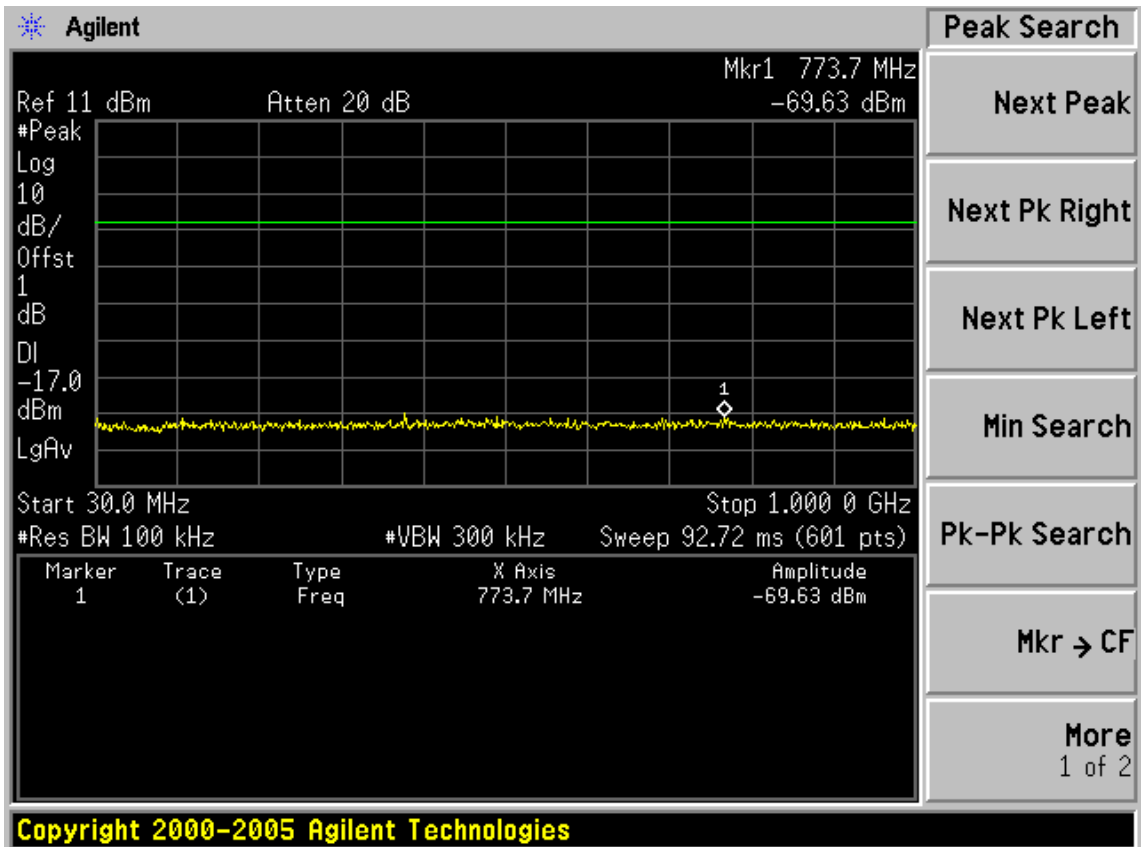
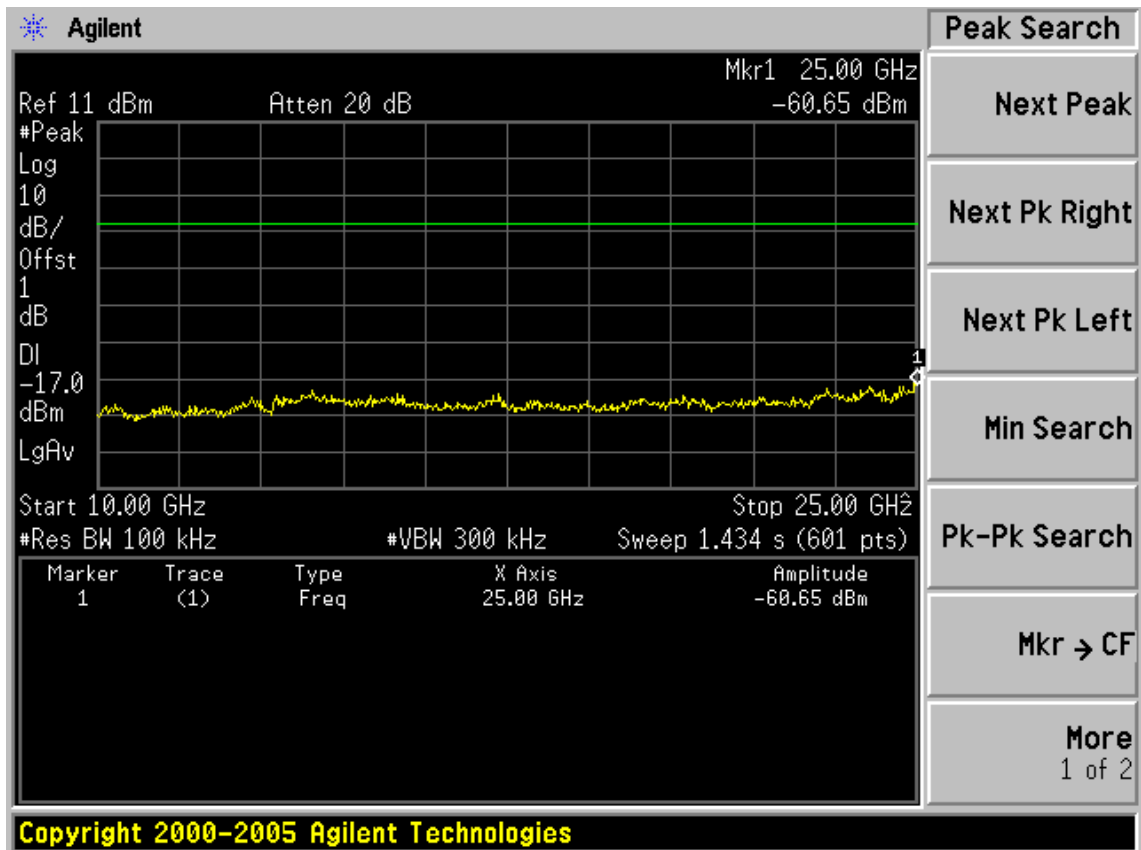
Copyright 2000-2005 Agilent Technologies

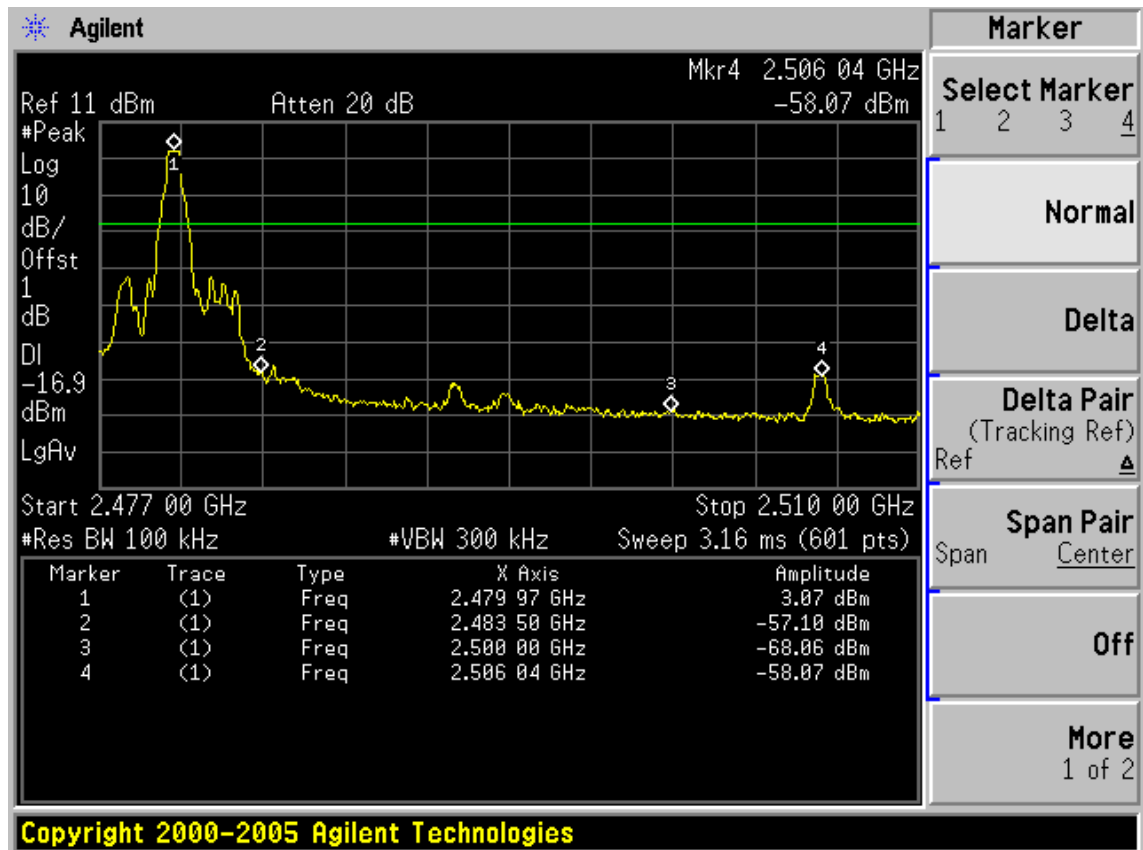


2480MHz

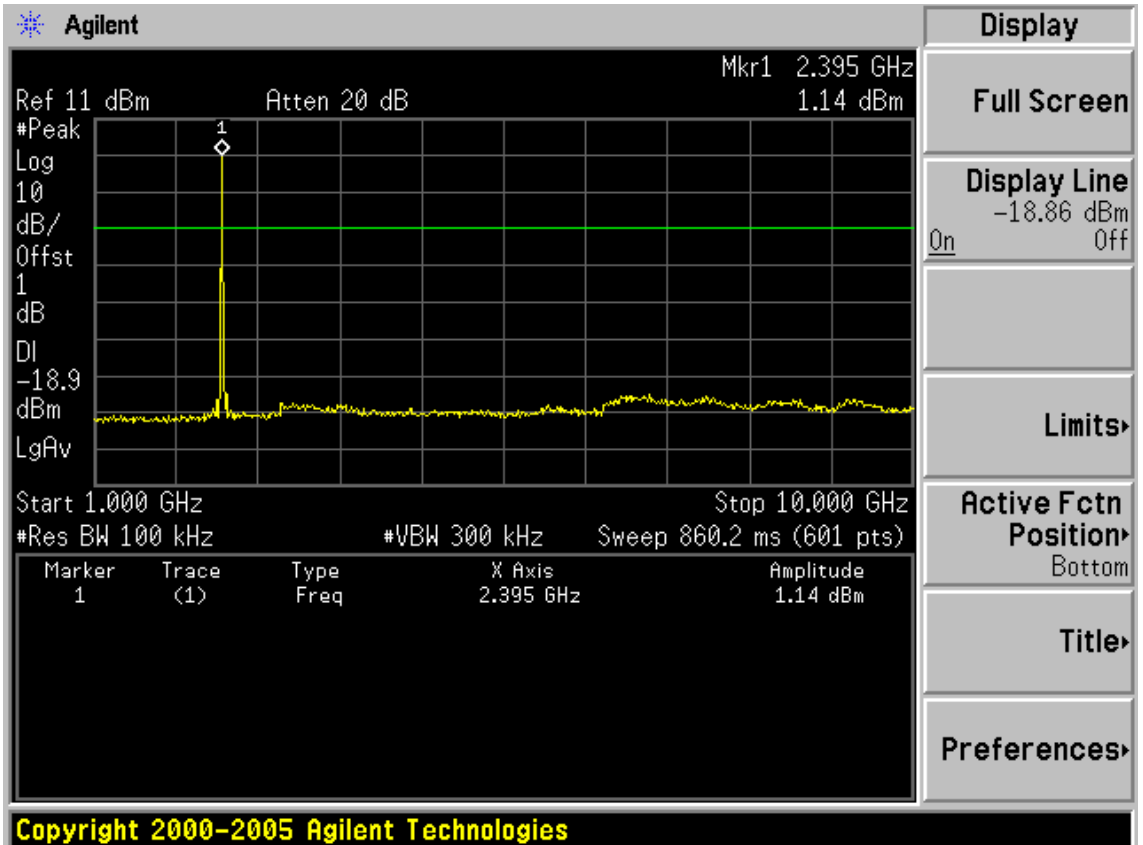


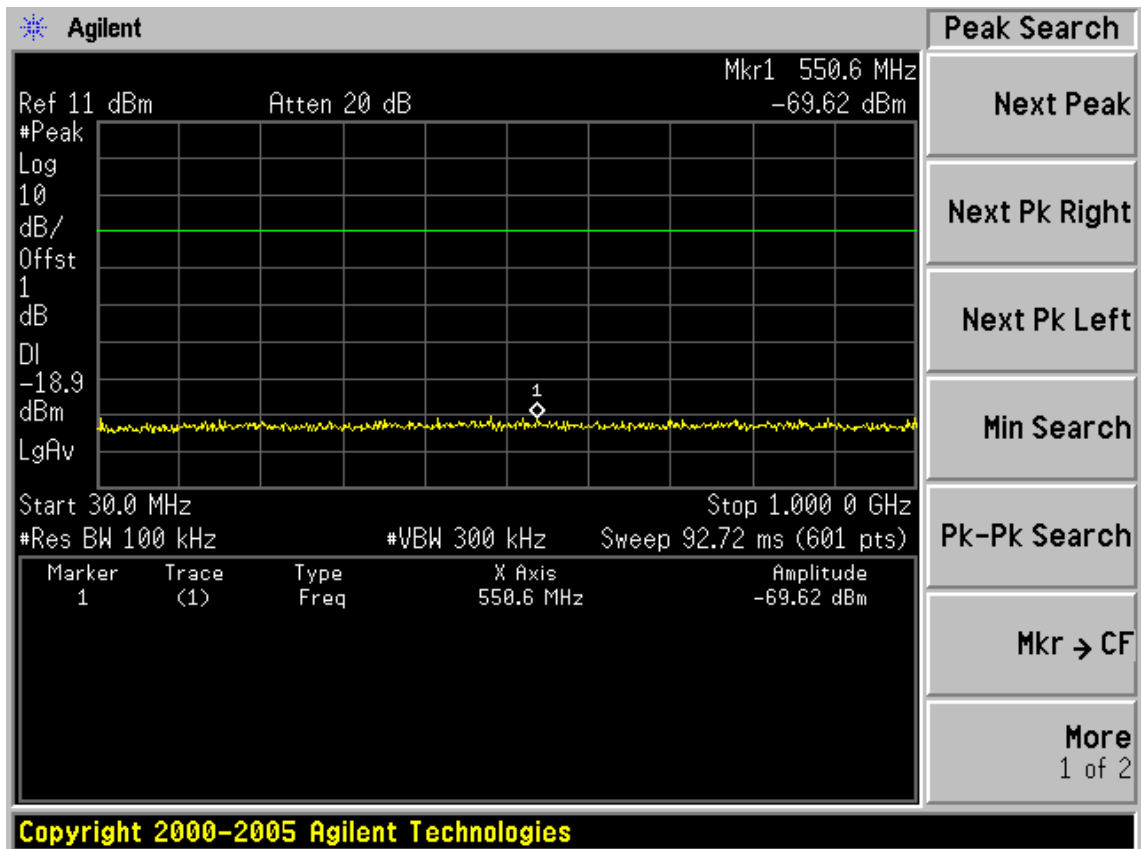
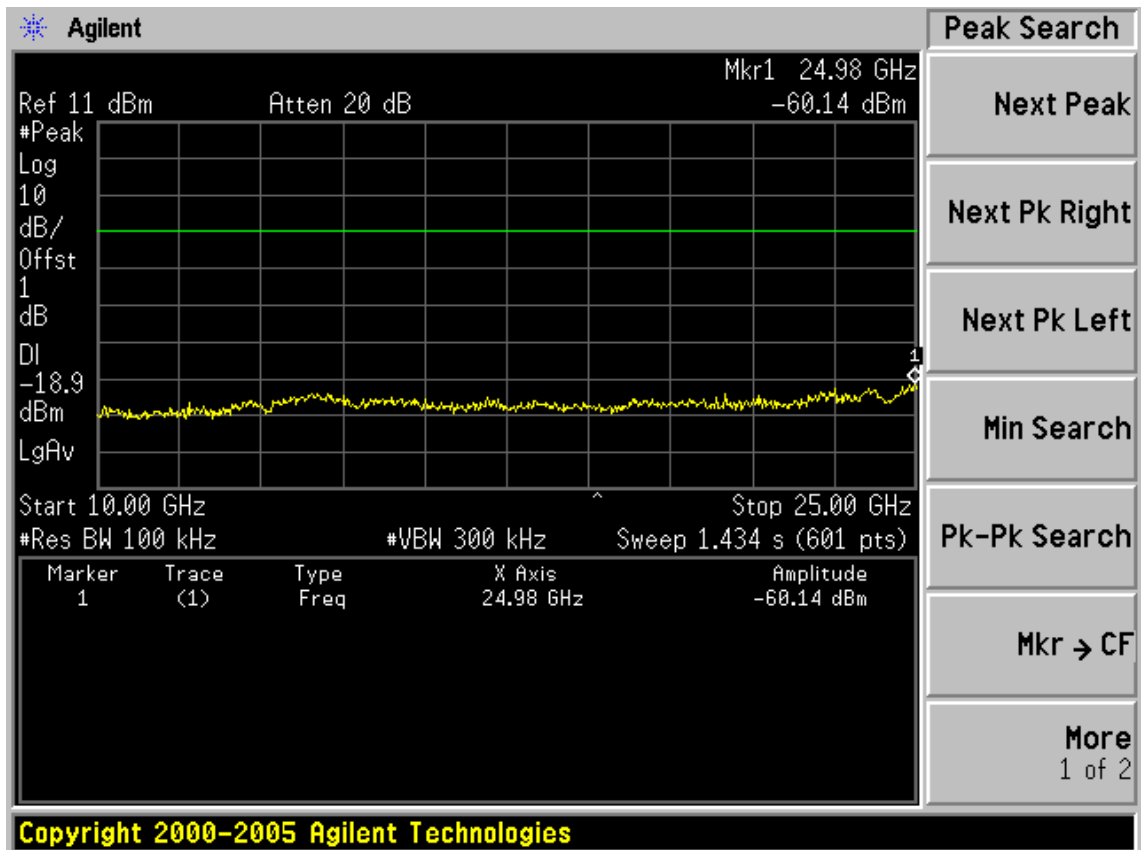


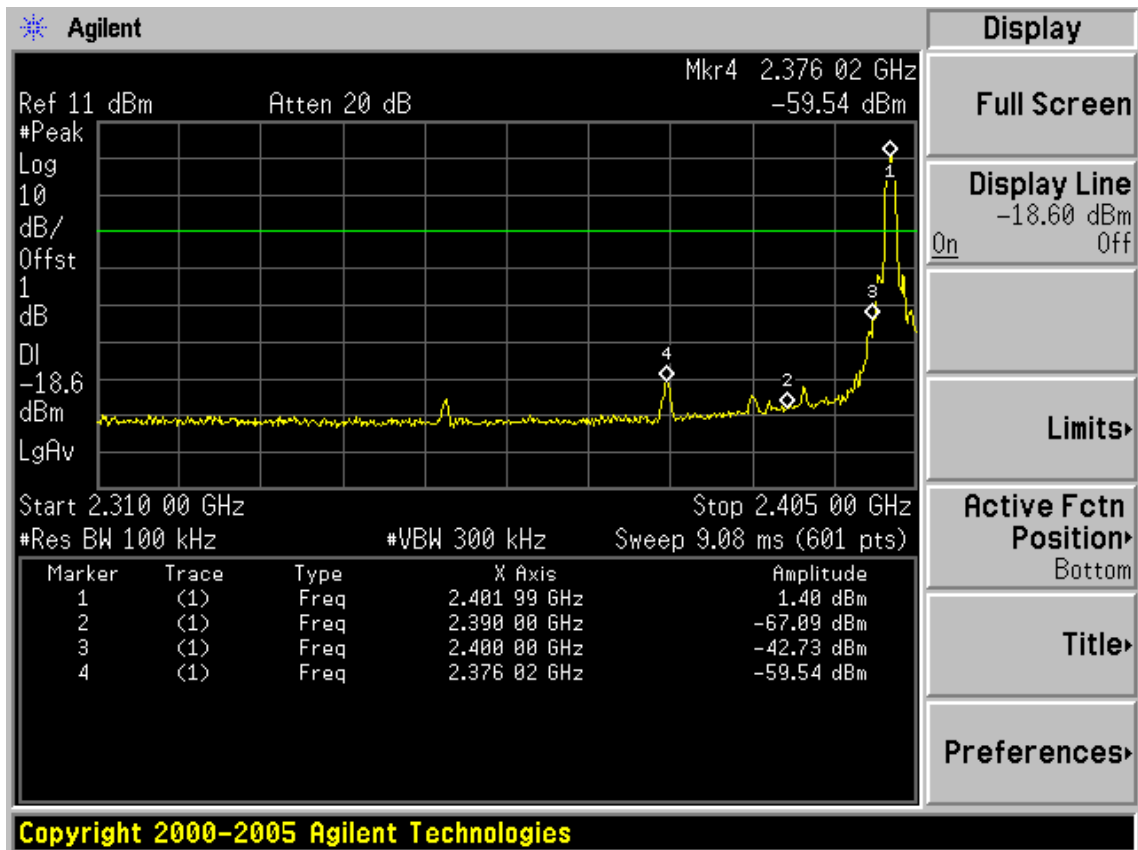




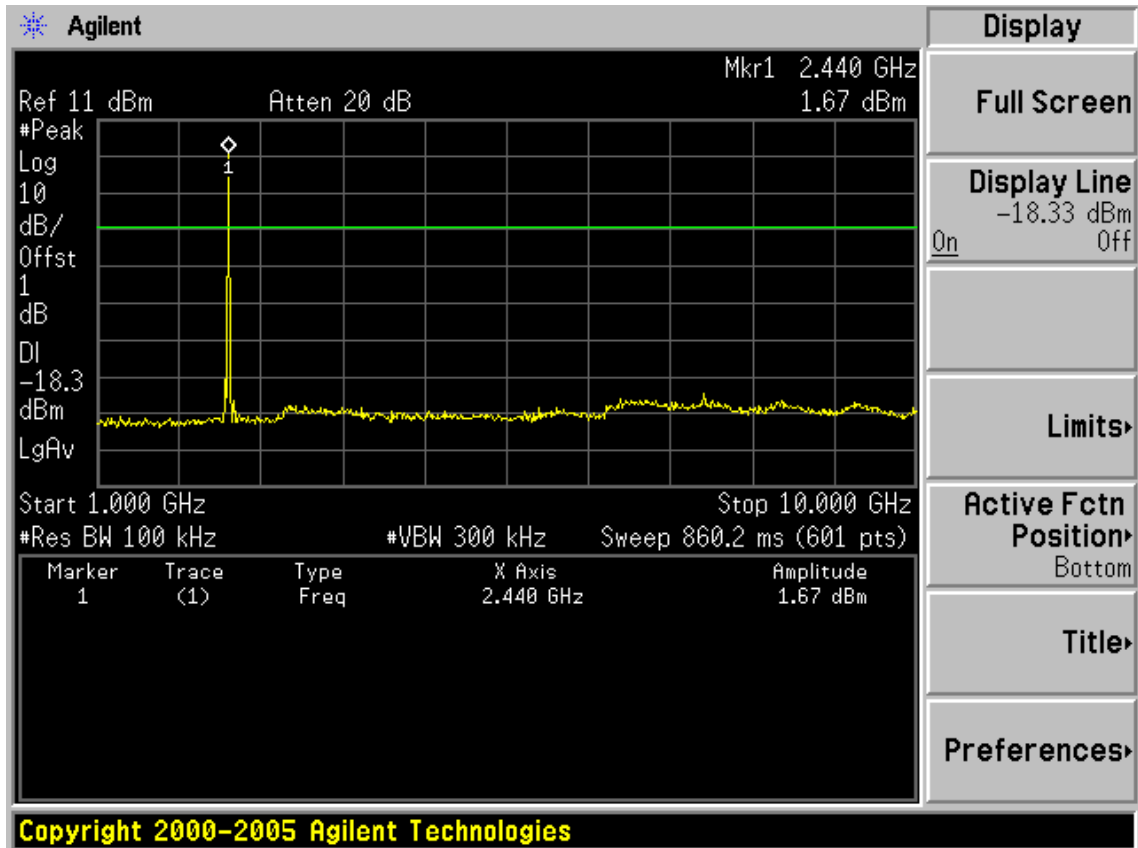
**8-DPSK**  
2402MHz

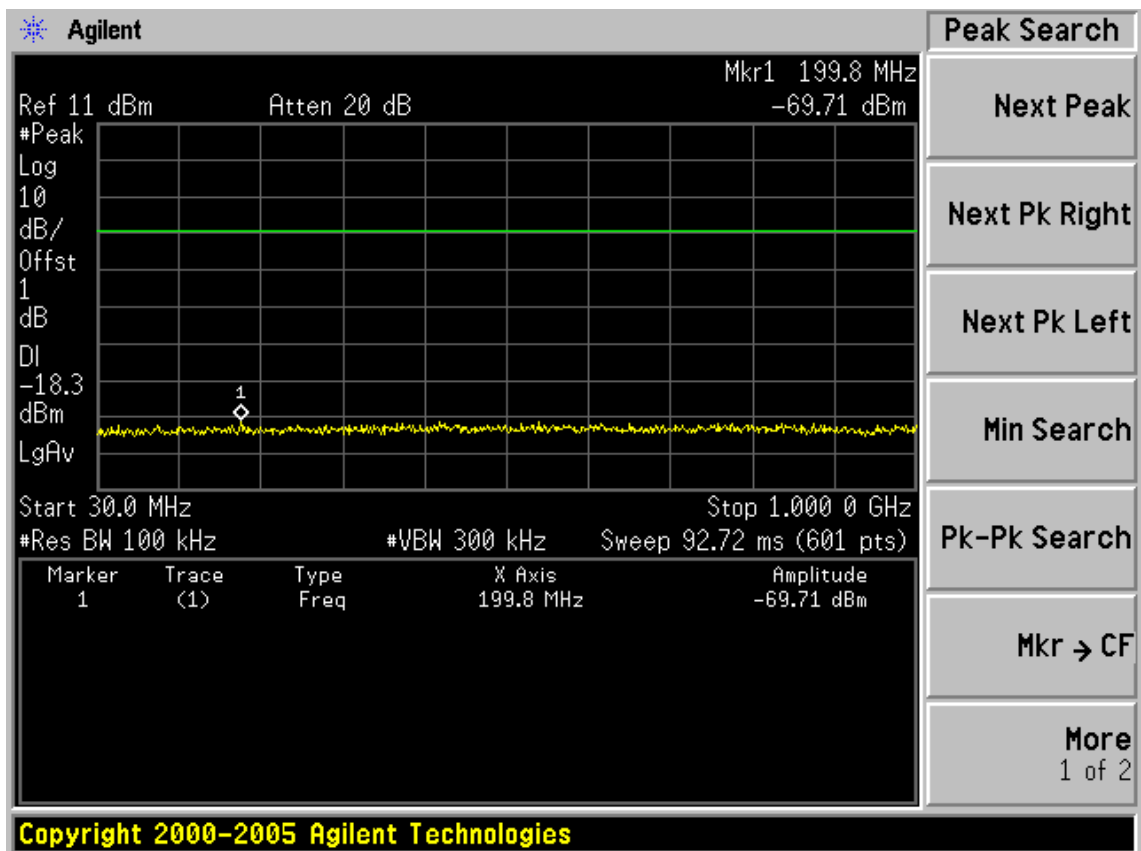
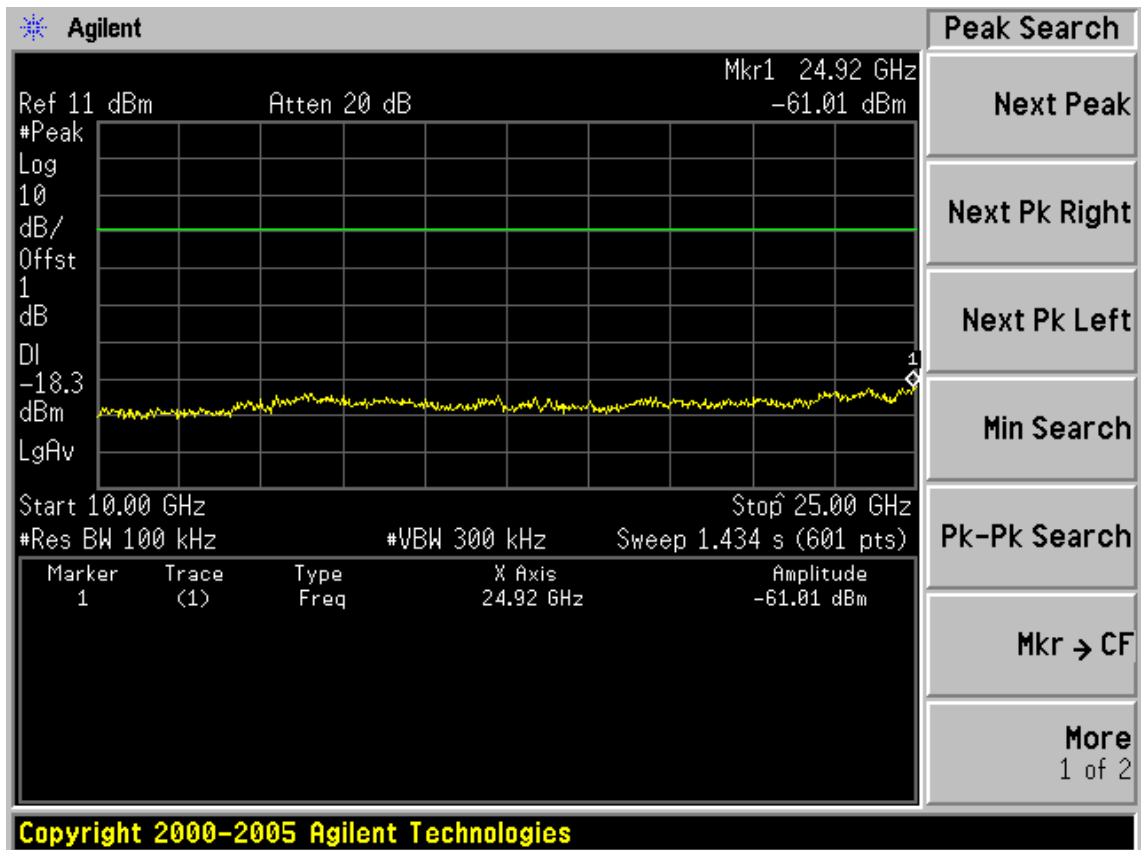




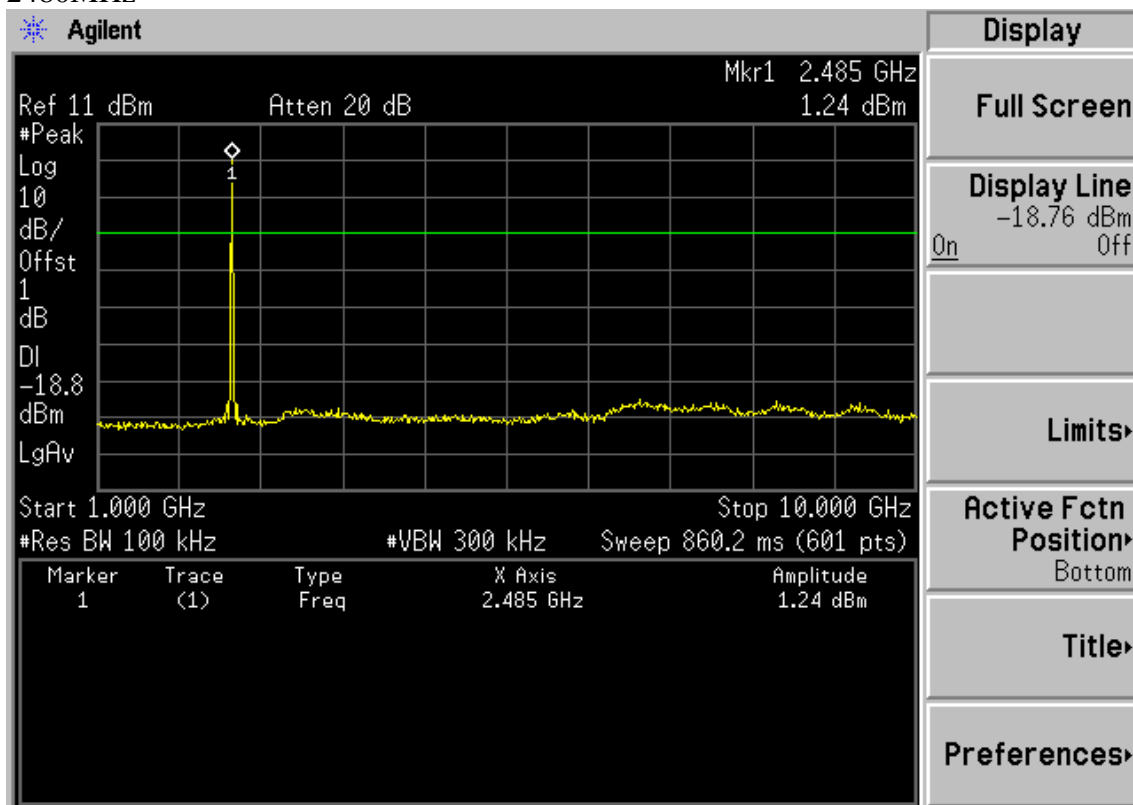


2441MHz

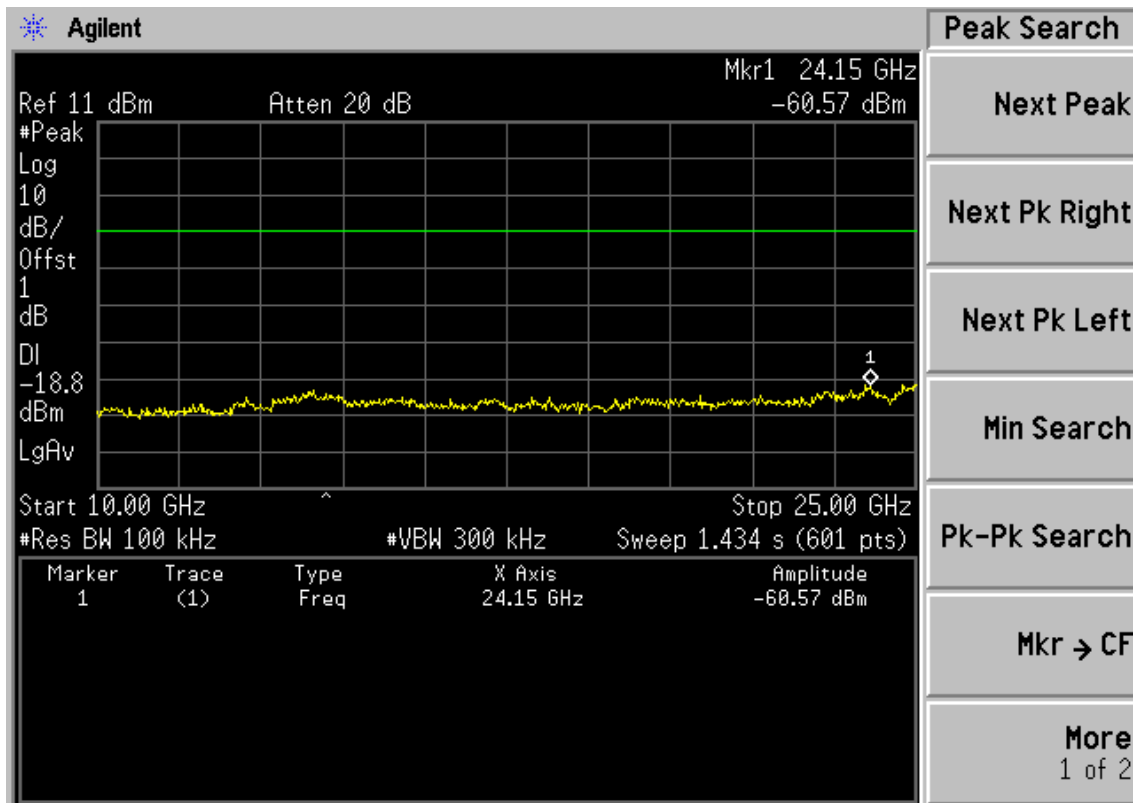




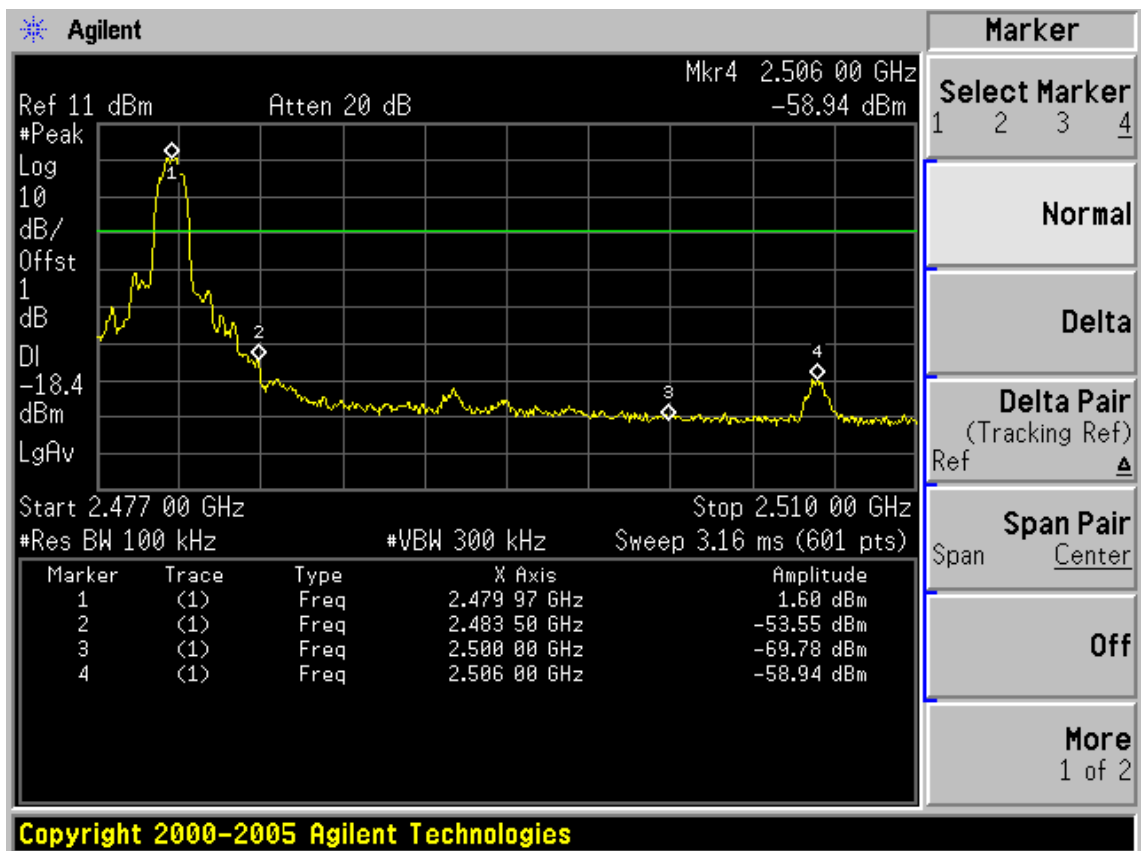
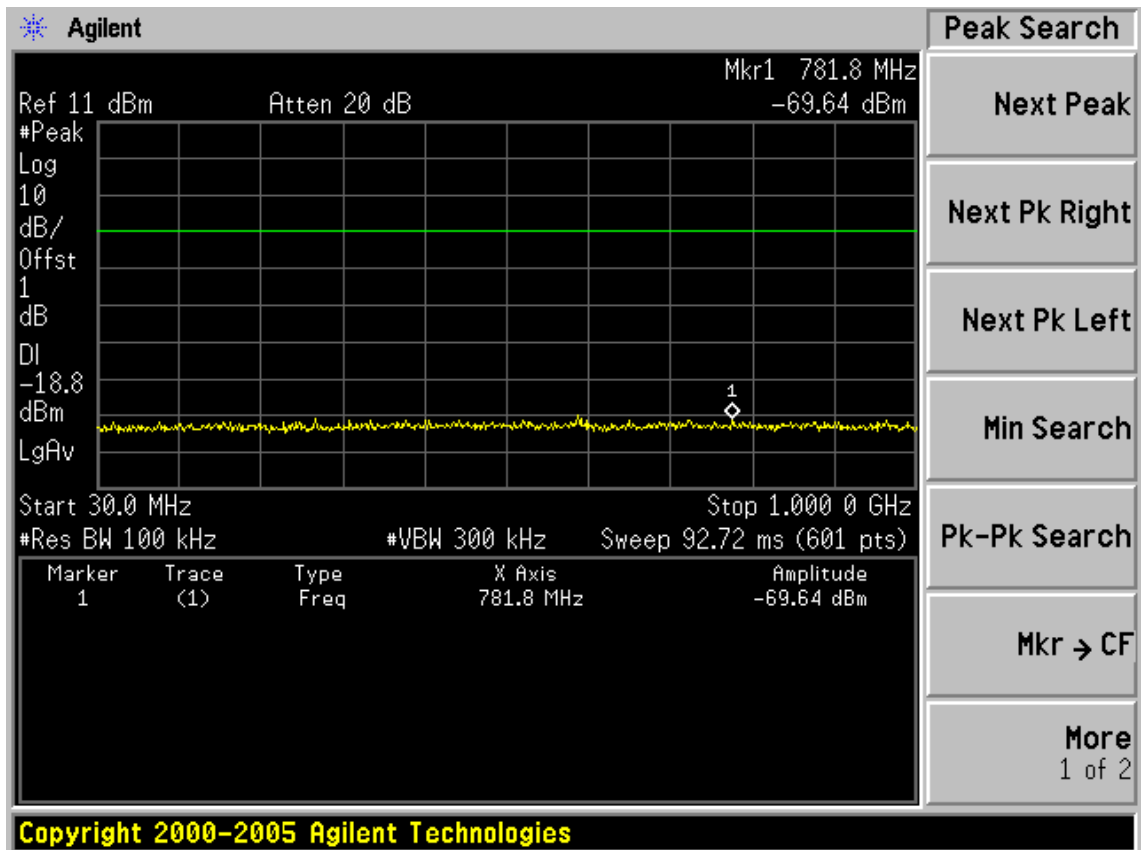
2480MHz



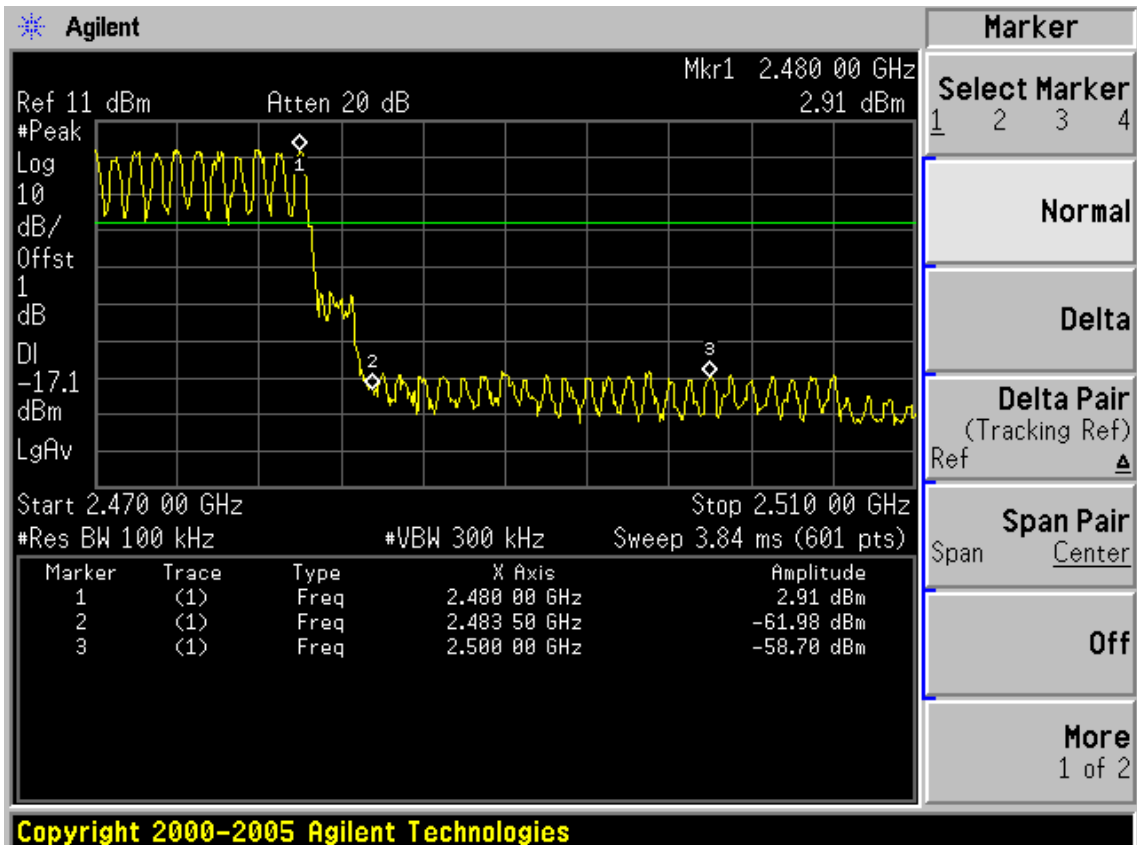
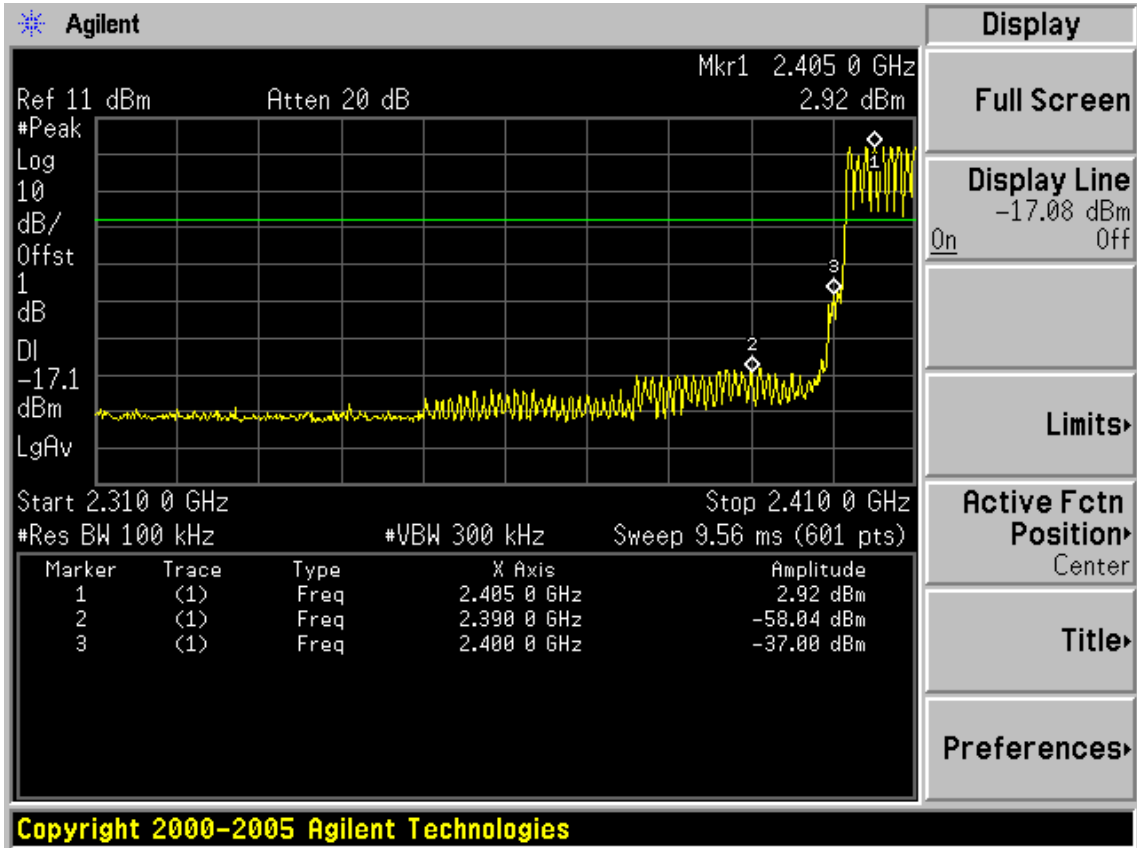
Copyright 2000-2005 Agilent Technologies



Copyright 2000-2005 Agilent Technologies

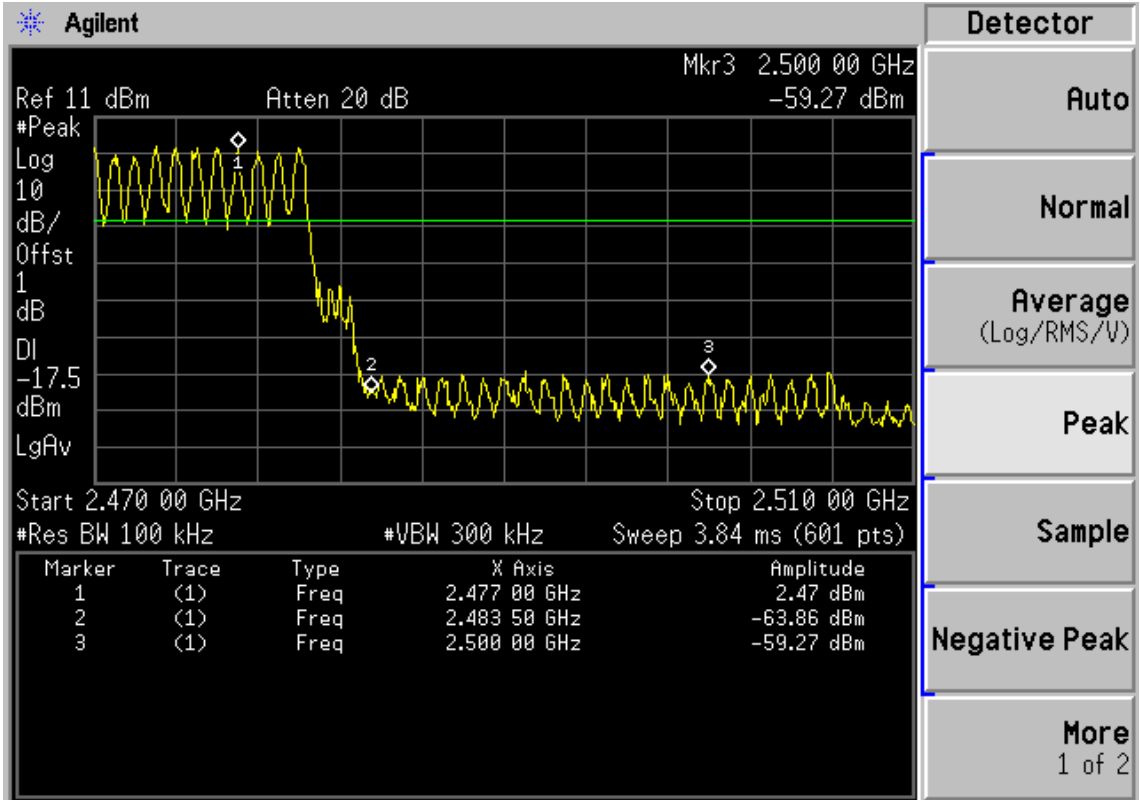


### Hopping on GFSK

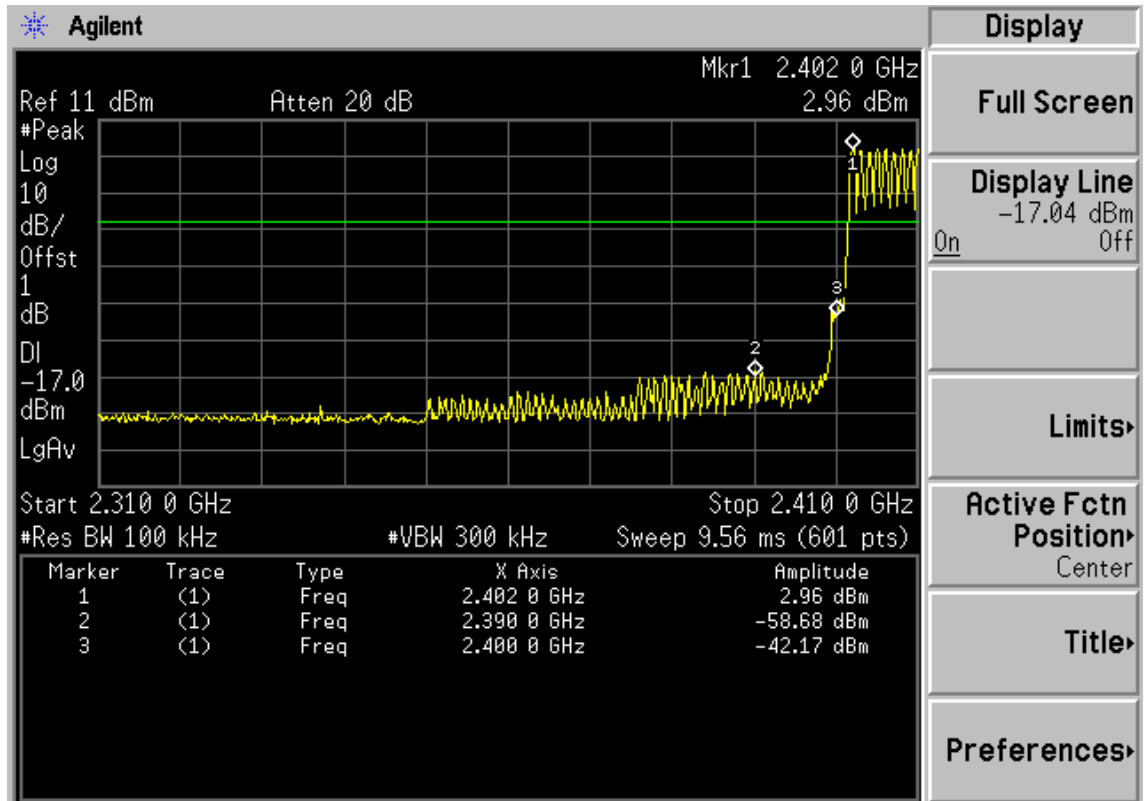




**8-DPSK**



Copyright 2000-2005 Agilent Technologies



Copyright 2000-2005 Agilent Technologies

## 6. CARRIER FREQUENCY SEPARATION TEST

### 6.1. Test Equipment

Item	Equipment	Manufacturer	Model No.	Serial No.	Last Cal.	Cal. Interval
1	Spectrum Analyzer	Agilent	E4446A	US44300459	May.08, 13	1 Year

### 6.2. Limit

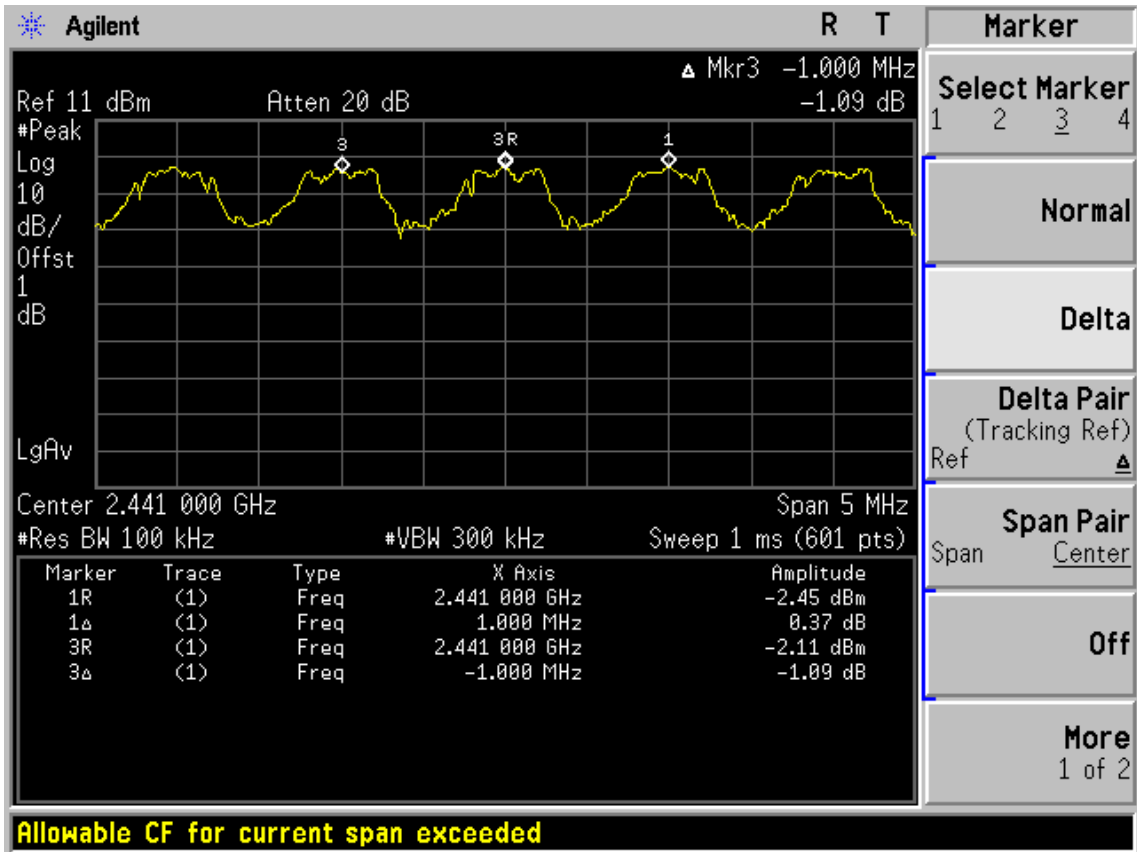
Frequency hopping systems shall have hopping channel carrier frequency separated by a minimum of 25kHz or the 20dB bandwidth of the hopping channel, whichever is greater. Alternatively, frequency hopping systems operating in the 2400-2483.5 MHz band may have hopping channel carrier frequencies that are separated by 25 kHz or two-thirds of the 20 dB bandwidth of the hopping channel, whichever is greater, provided the systems operate with an output power no greater than 125 mW.

### 6.3. Test Results.

EUT: Mad Catz S.T.R.I.K.E.M Mobile Gaming Keyboard		
M/N: 43114		
Test date: 2014-04-19	Pressure: 101.4±1.0 kpa	Humidity: 52.3±3.0%
Tested by: Leo-Li	Test site: RF Site	Temperature : 23.4±0.6°C

Test Mode	Channel separation	Conclusion
8-DPSK	1.0MHz	PASS
GFSK	1.0MHz	PASS



## 7. 20 DB BANDWIDTH TEST

### 7.1. Test Equipment

Item	Equipment	Manufacturer	Model No.	Serial No.	Last Cal.	Cal. Interval
1.	Spectrum	Agilent	N9030A	MY51380221	Oct.31, 13	1Year

### 7.2. Limit

Intentional radiators operating under the alternative provisions to the general emission limits, as contained in §§ 15.217 through 15.257 and in Subpart E of this part, must be designed to ensure that the 20 dB bandwidth of the emission, or whatever bandwidth may otherwise be specified in the specific rule section under which the equipment operates, is contained within the frequency band designated in the rule section under which the equipment is operated.

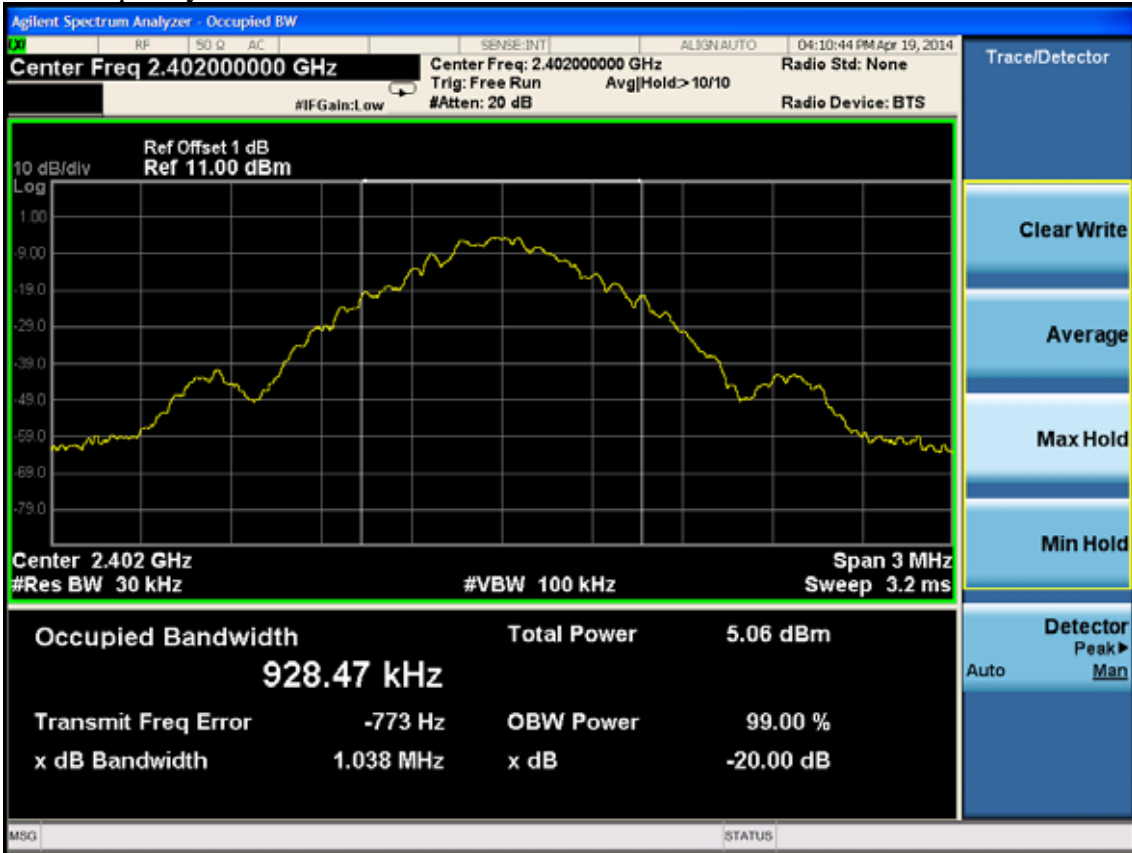
### 7.3. Test Results

EUT: Mad Catz S.T.R.I.K.E.M Mobile Gaming Keyboard		
M/N: 43114		
Test date: 2014-04-19	Pressure: 101.4±1.0 kpa	Humidity: 52.3±3.0%
Tested by: Leo-Li	Test site: RF Site	Temperature : 23.4±0.6°C

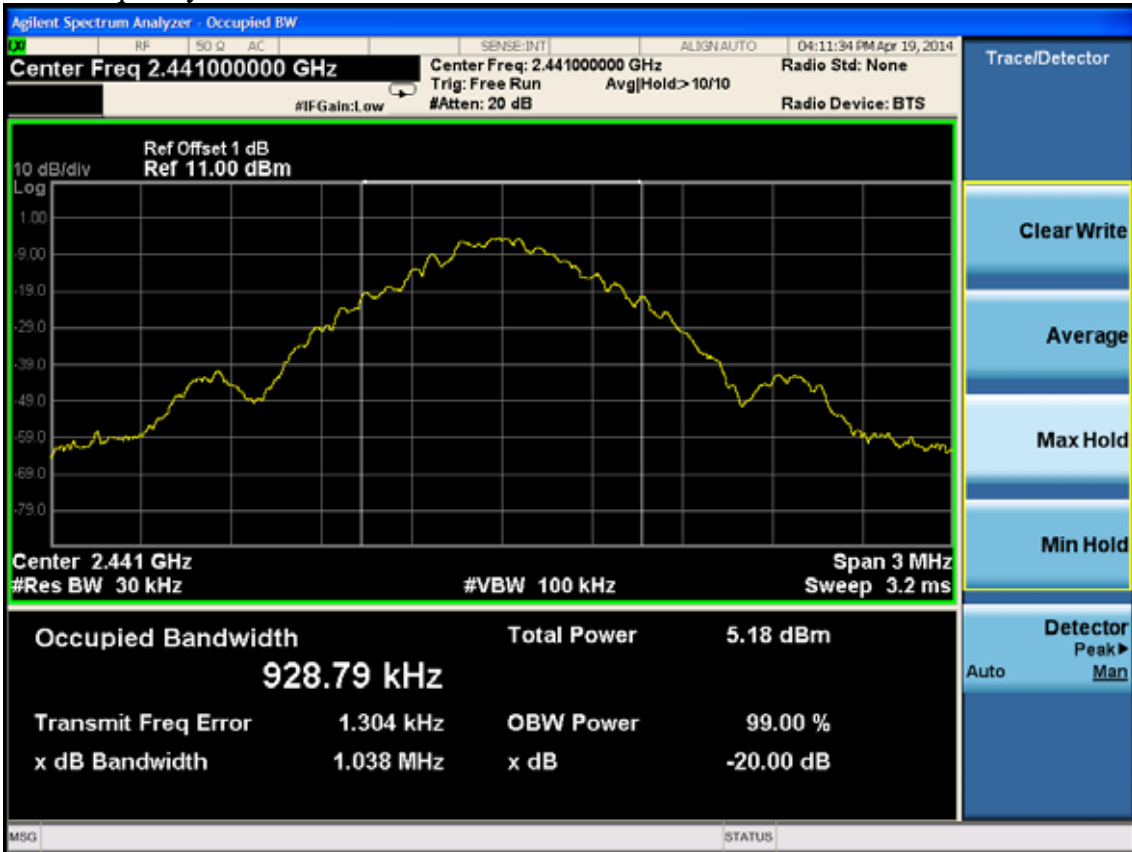
Cable loss: 1 dB			
Test Mode	CH (MHz)	20dB bandwidth (KHz)	Limit (KHz)
GFSK	2402	1038	N/A
	2441	1038	N/A
	2480	1037	N/A
8-DPSK	2402	1101	N/A
	2441	1044	N/A
	2480	1034	N/A
Conclusion : PASS			

**GFSK**

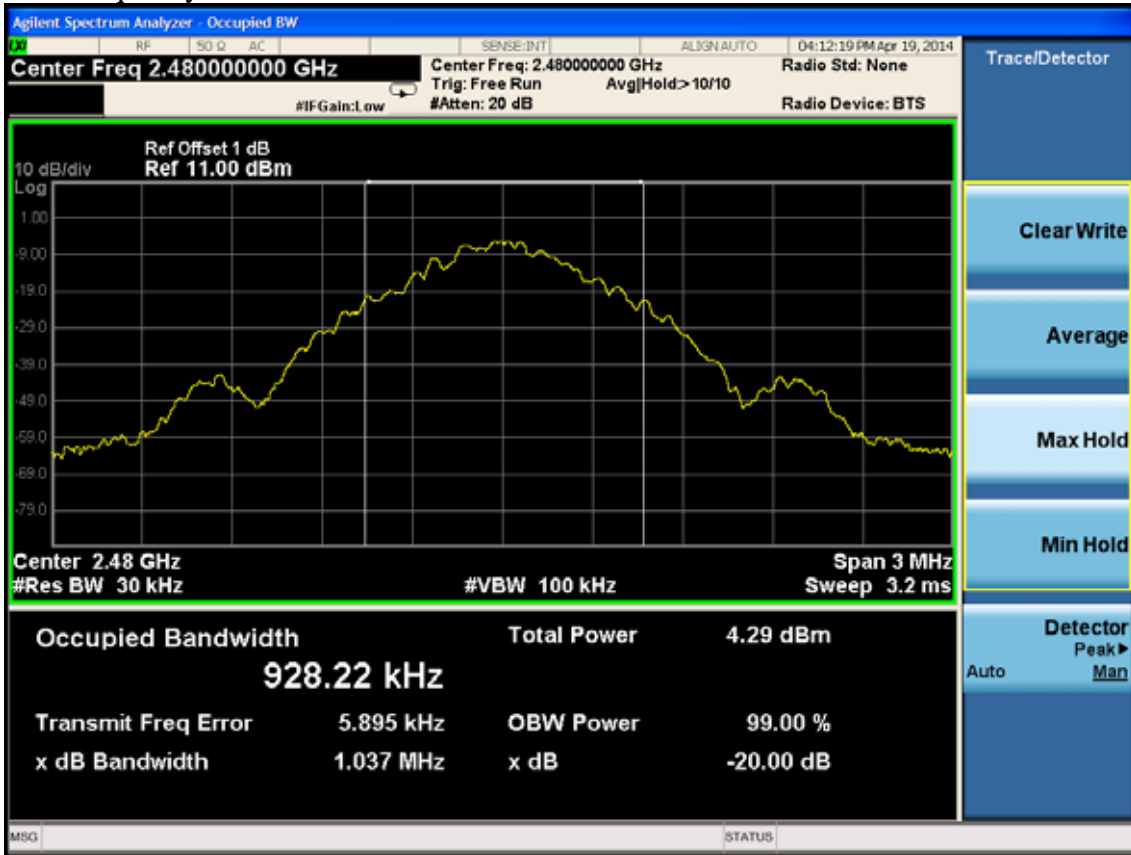
Test Frequency: 2402MHz



Test Frequency: 2441MHz

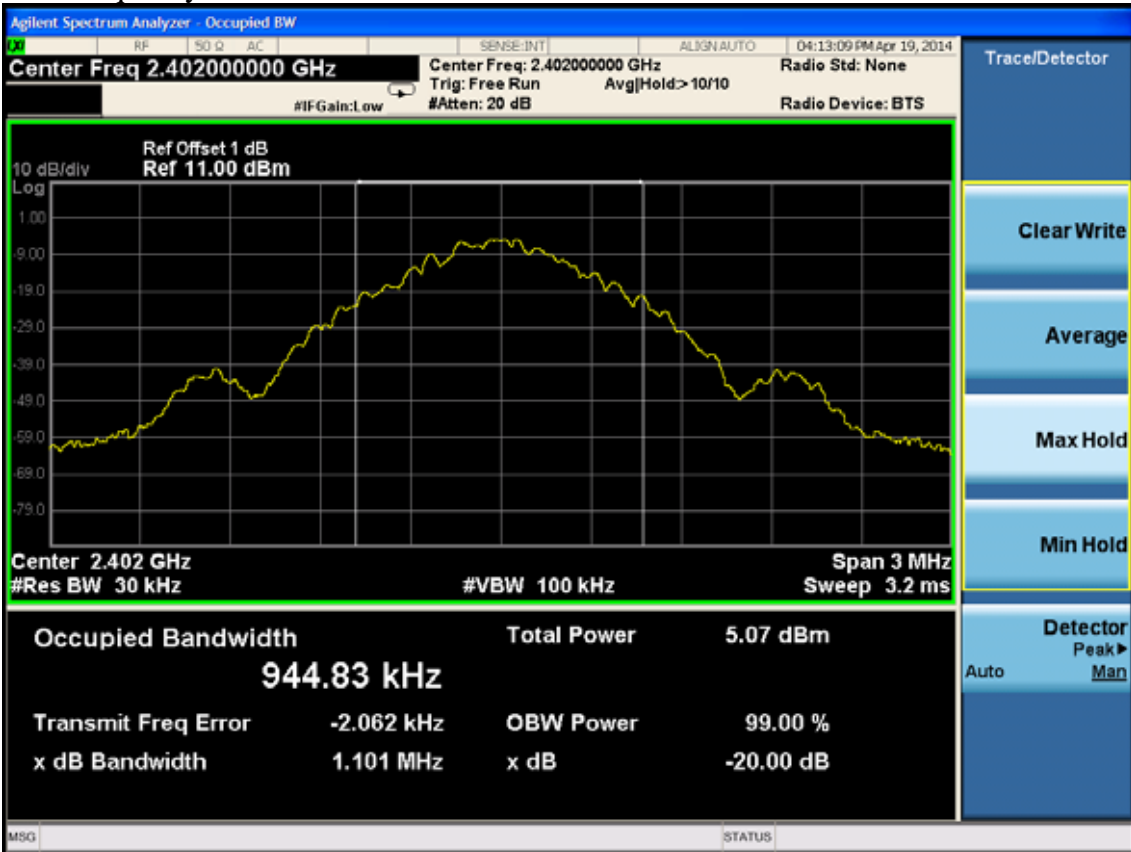


Test Frequency: 2480MHz

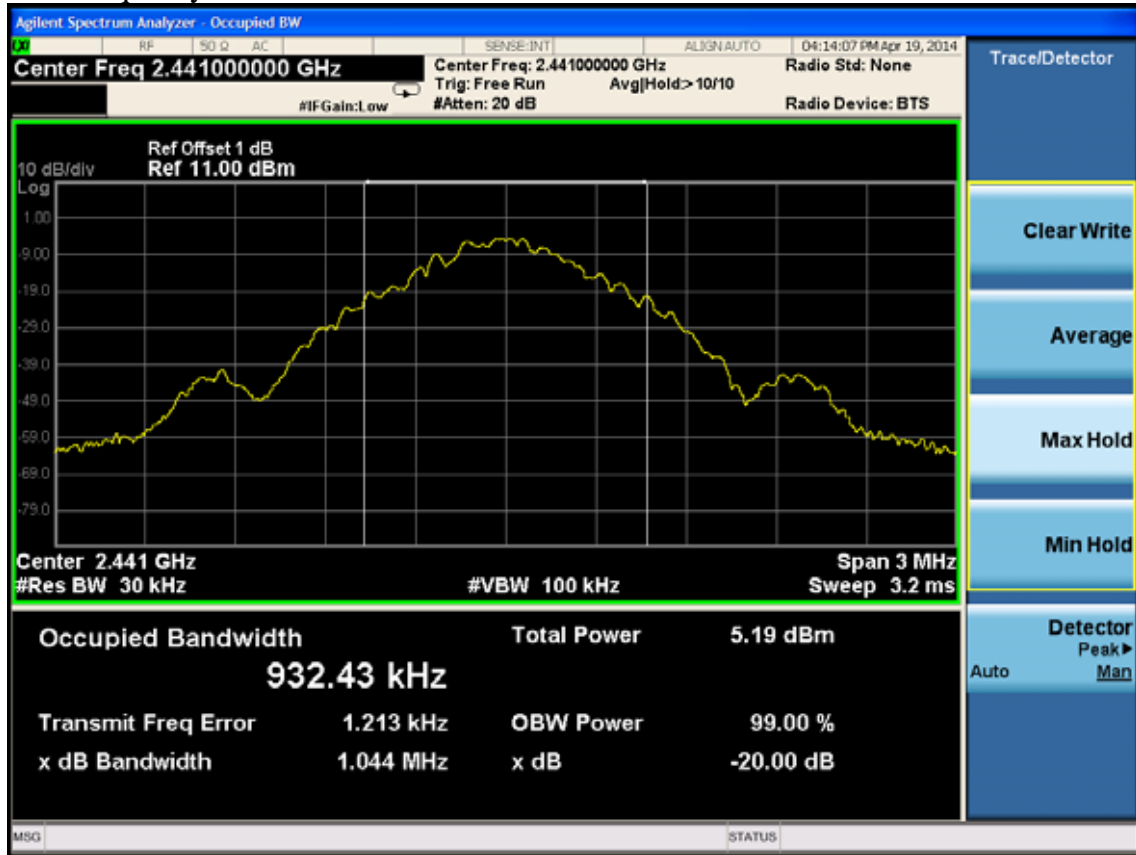


8-DPSK

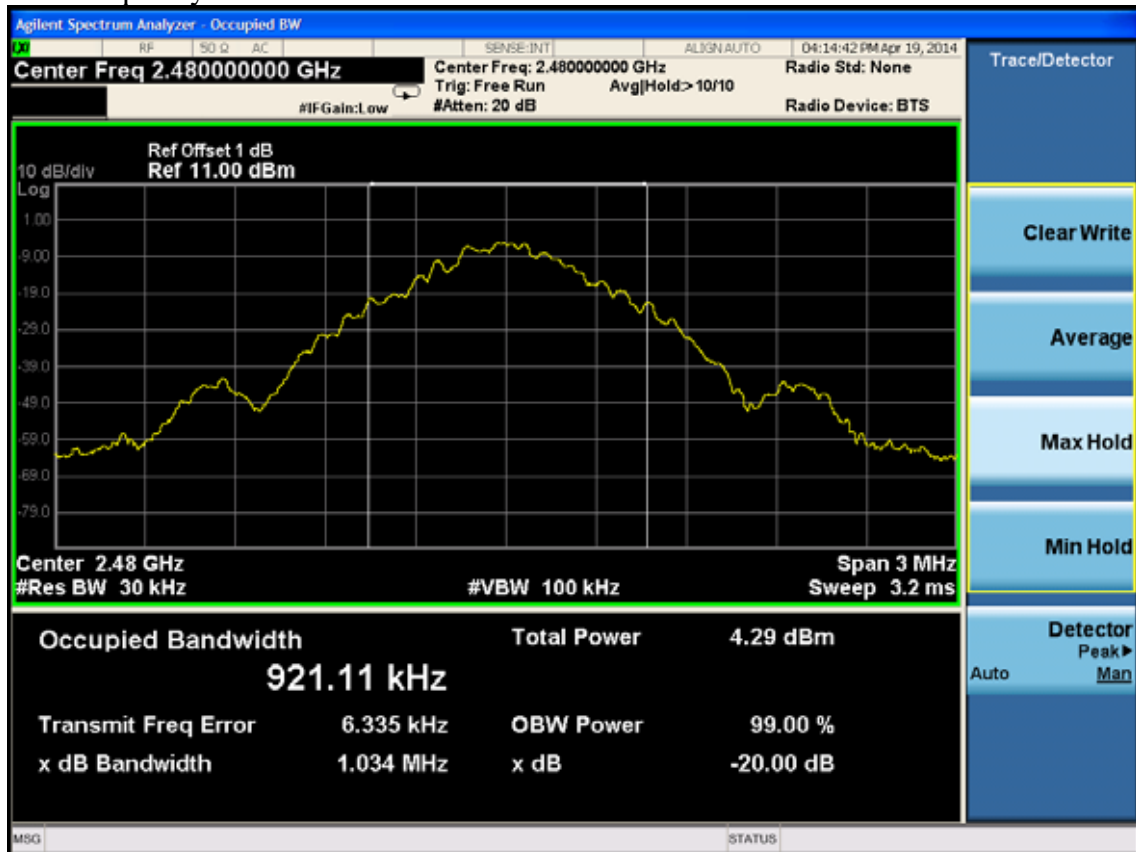
Test Frequency: 2402MHz



Test Frequency: 2441MHz



Test Frequency: 2480MHz



## 8. NUMBER OF HOPPING FREQUENCY TEST

### 8.1. Test Equipment

Item	Equipment	Manufacturer	Model No.	Serial No.	Last Cal.	Cal. Interval
1	Spectrum Analyzer	Agilent	E4446A	US44300459	May.08, 13	1 Year

### 8.2. Limit

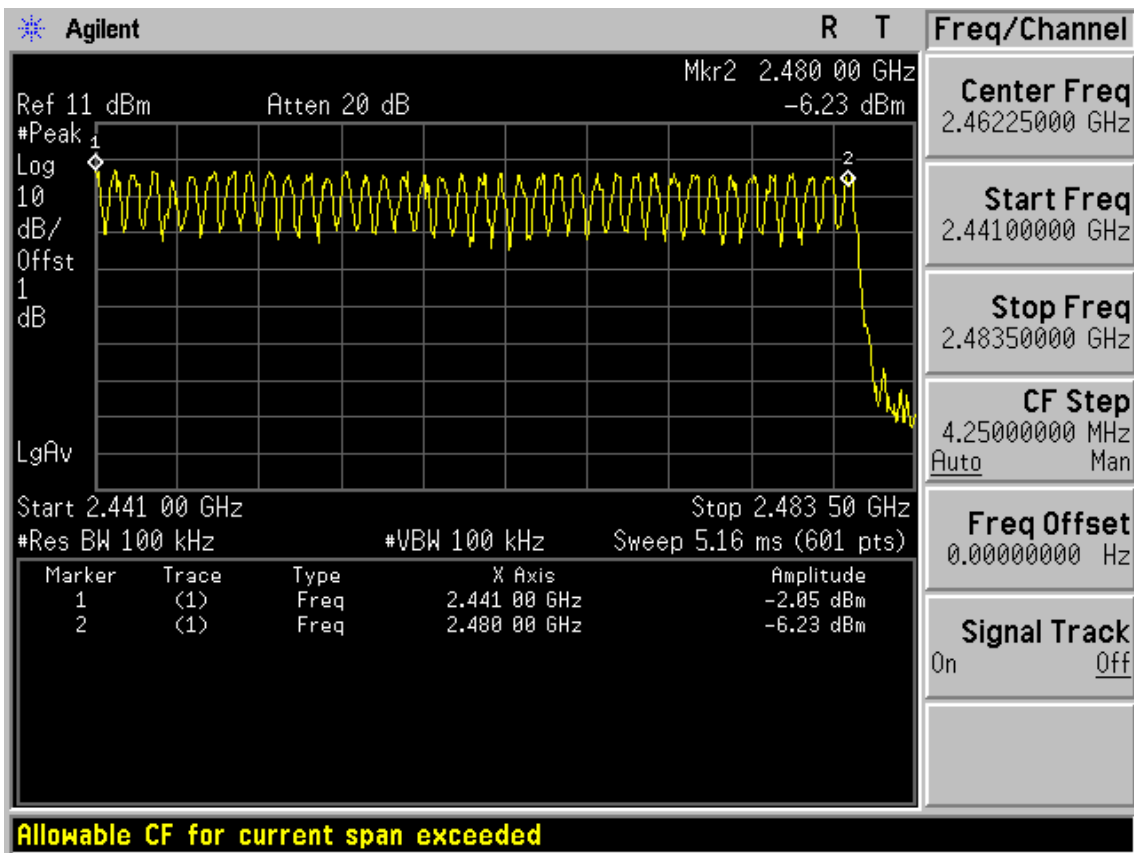
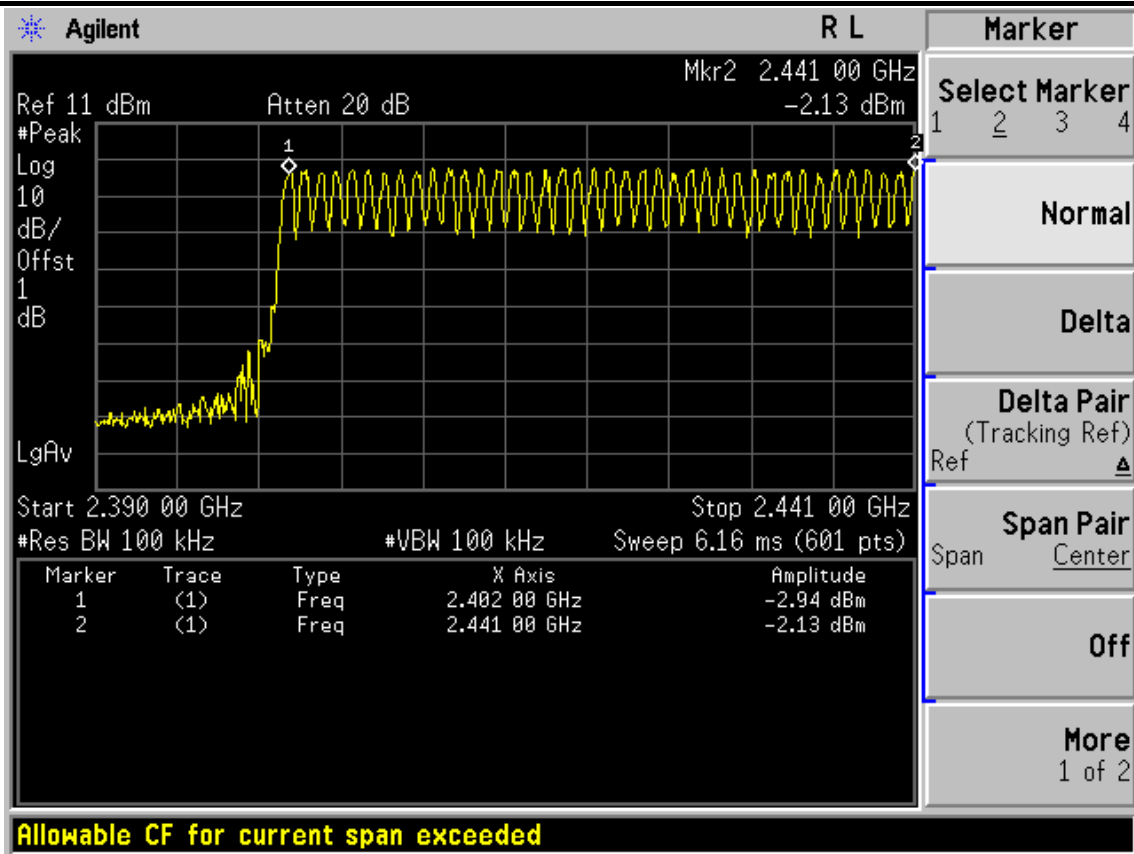
Frequency hopping systems in the 2400-2483.5 MHz band shall use at least 15 channels

### 8.3. Test Results

EUT: Mad Catz S.T.R.I.K.E.M Mobile Gaming Keyboard		
M/N: 43114		
Test date: 2014-04-19	Pressure: 101.4±1.0 kpa	Humidity: 52.3±3.0%
Tested by: Leo-Li	Test site: RF Site	Temperature : 23.4±0.6°C

Test Mode	Number of channel	Limit	Conclusion
8-DPSK	79	≥15	PASS
GFSK	79	≥15	PASS





## 9. DWELL TIME

### 9.1. Test Equipment

Item	Equipment	Manufacturer	Model No.	Serial No.	Last Cal.	Cal. Interval
1	Spectrum Analyzer	Agilent	E4446A	US44300459	May.08, 13	1 Year

### 9.2. Limit

The average time of occupancy on any channel shall not be greater than 0.4 seconds within a period of 0.4 seconds multiplied by the number of hopping channels employed.

### 9.3. Test Results

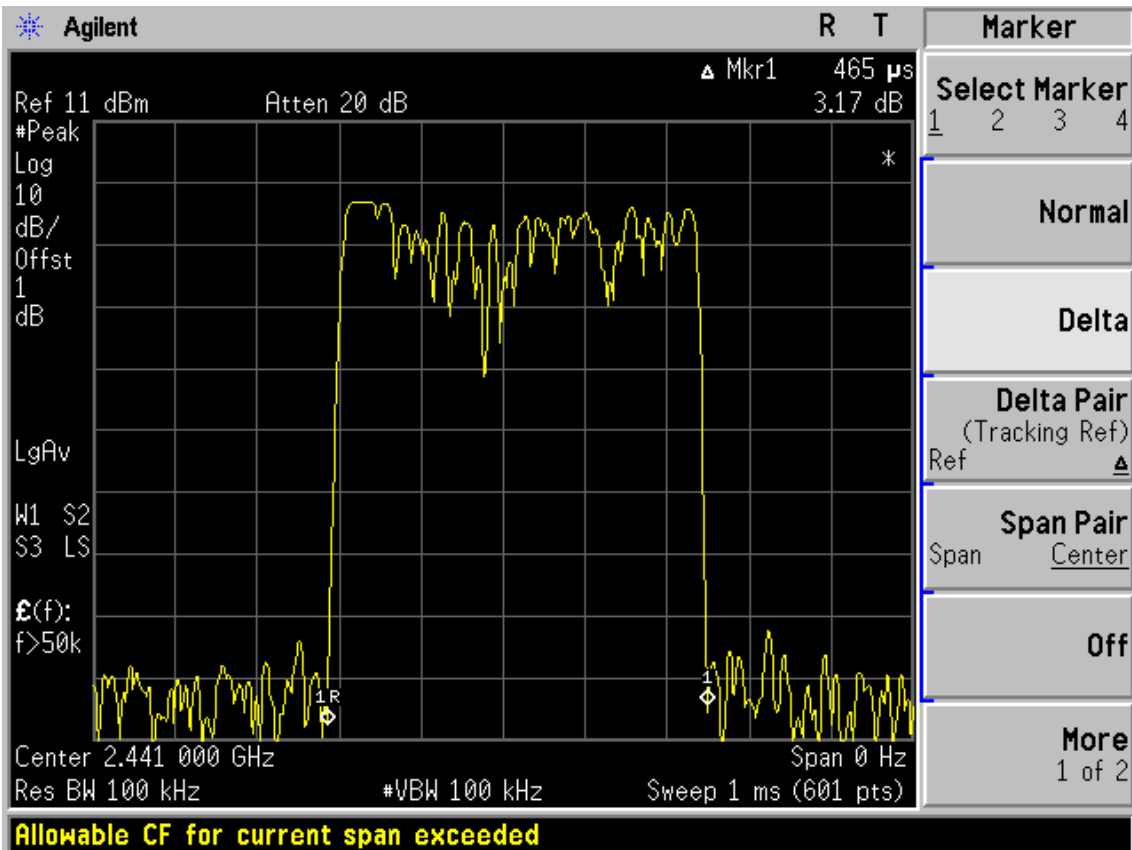
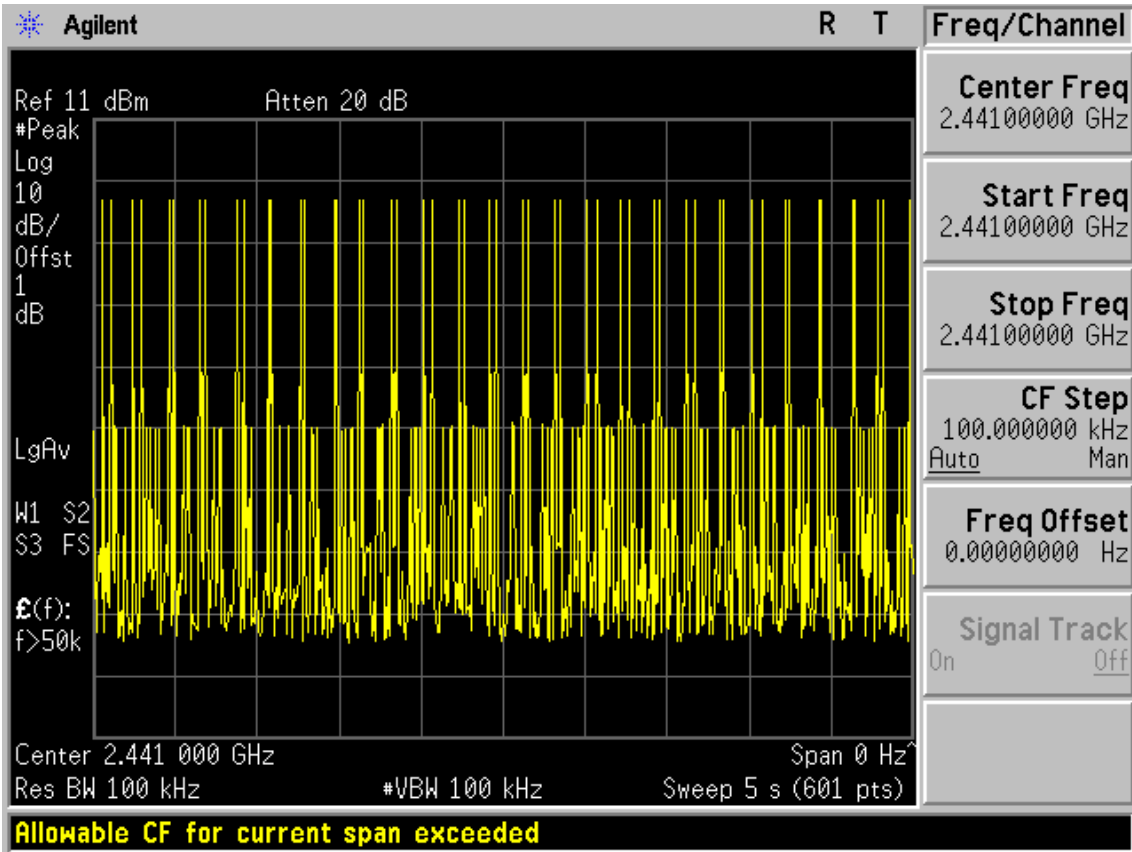
EUT: Mad Catz C.T.R.L.i Mobile Gamepad for iOS		
M/N: 31263		
Test date: 2014-05-04	Pressure: 101.2±1.0 kpa	Humidity: 50.8±3.0%
Tested by: Leo-Li	Test site: RF Site	Temperature : 21 .4±0.6°C

Mode	dwll time	Limit	Conclusion
GFSK	DH1 51hops/5s*0.4*79chanel*0.465ms =149.88ms	<400ms	PASS
	DH3 24hops/5s*0.4*79chanel*1.745ms =264.68ms	<400ms	PASS
	DH5 20hops/5s*0.4*79chanel*2.992ms=378.19ms	<400ms	PASS
8-DPSK	DH1 51hops/5s*0.4*79chanel*0.4817ms=155.26ms	<400ms	PASS
	DH3 22hops/5s*0.4*79chanel*1.745ms =242.62ms	<400ms	PASS
	DH5 20hops/5s*0.4*79chanel*2.983ms =377.05ms	<400ms	PASS

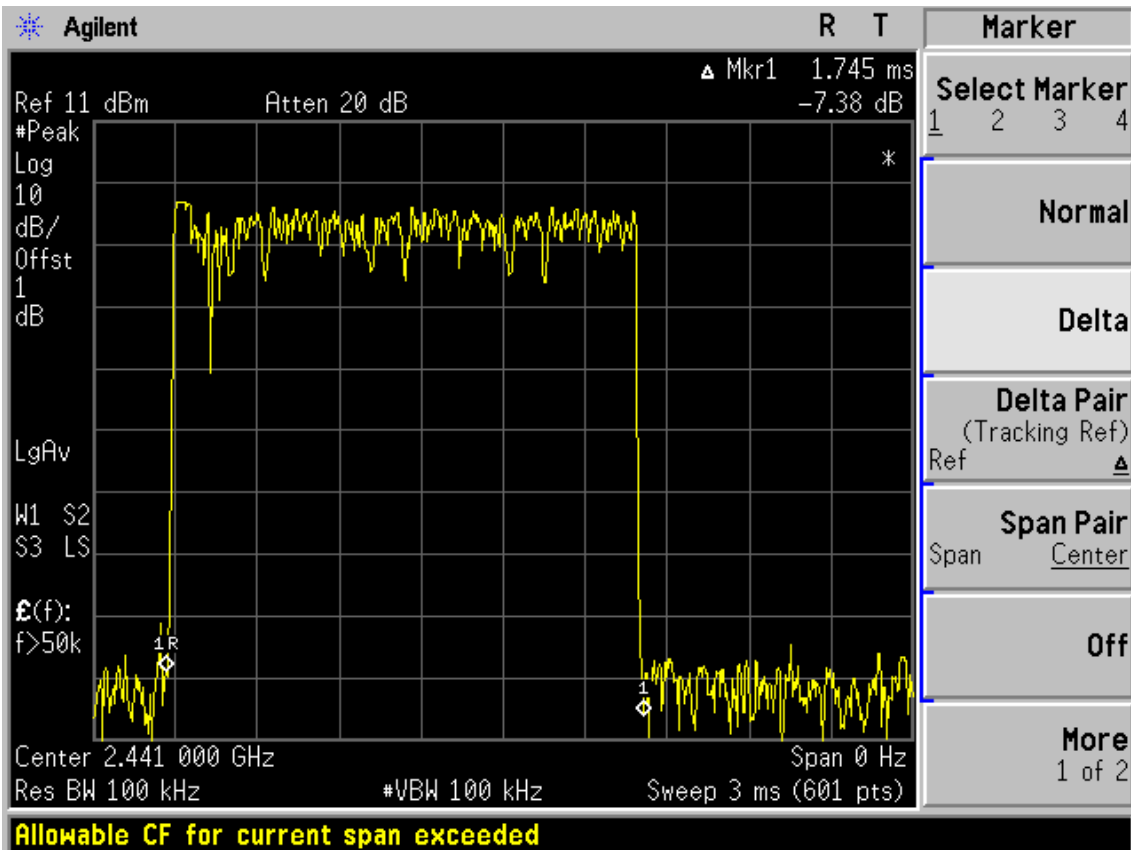
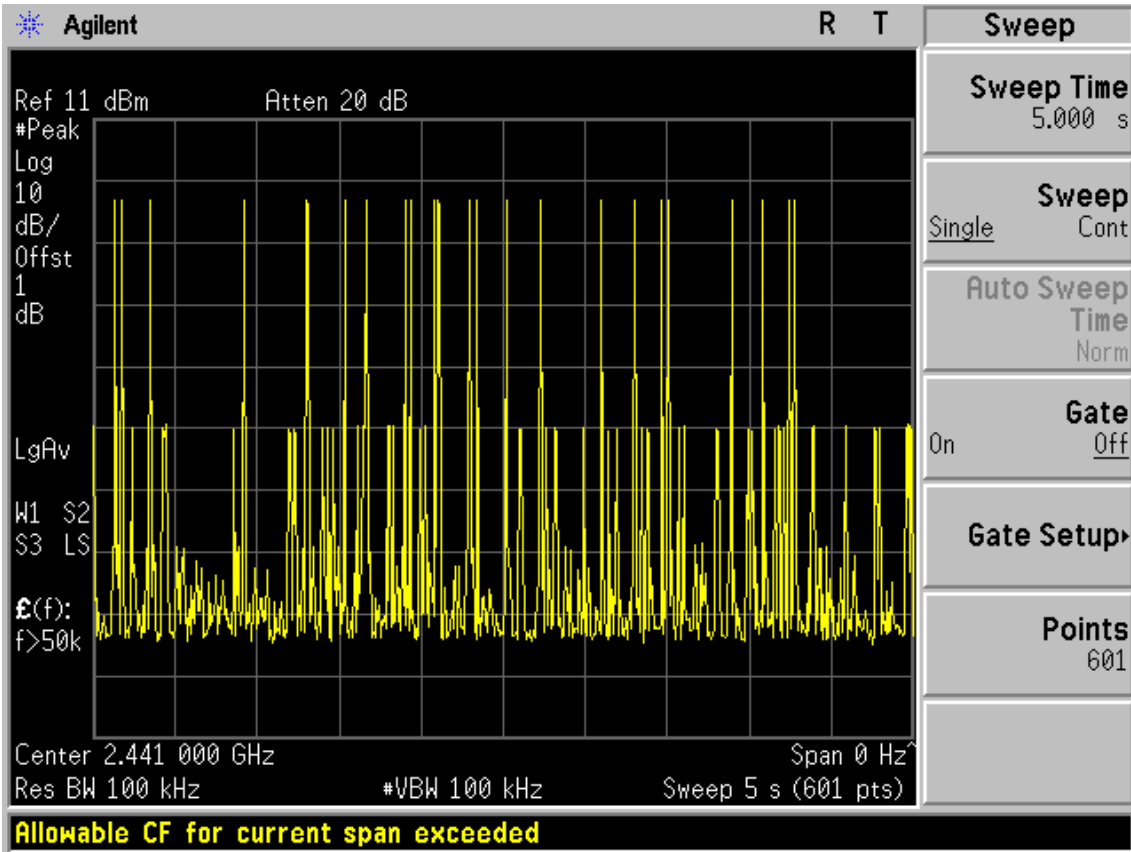
Note: All the lower levels were signal from receiver's, and should not considered in here.

**Test Mode: GFSK**

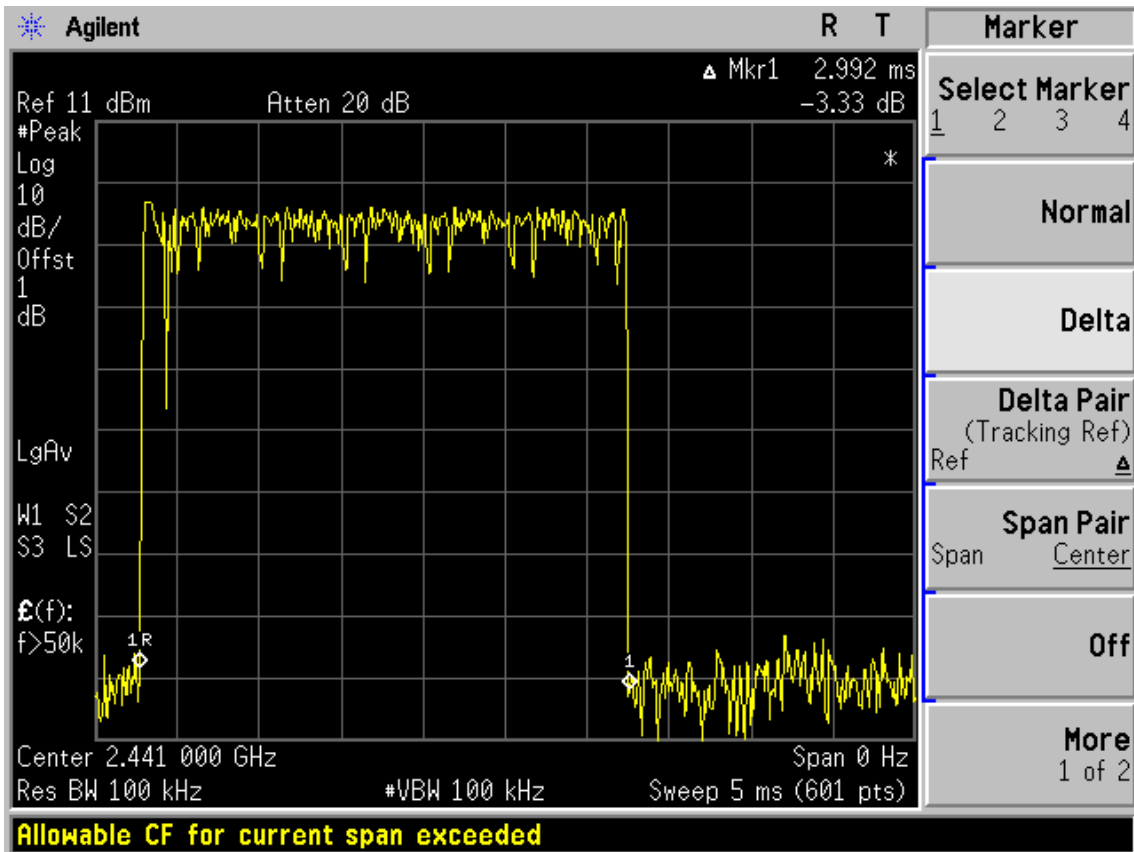
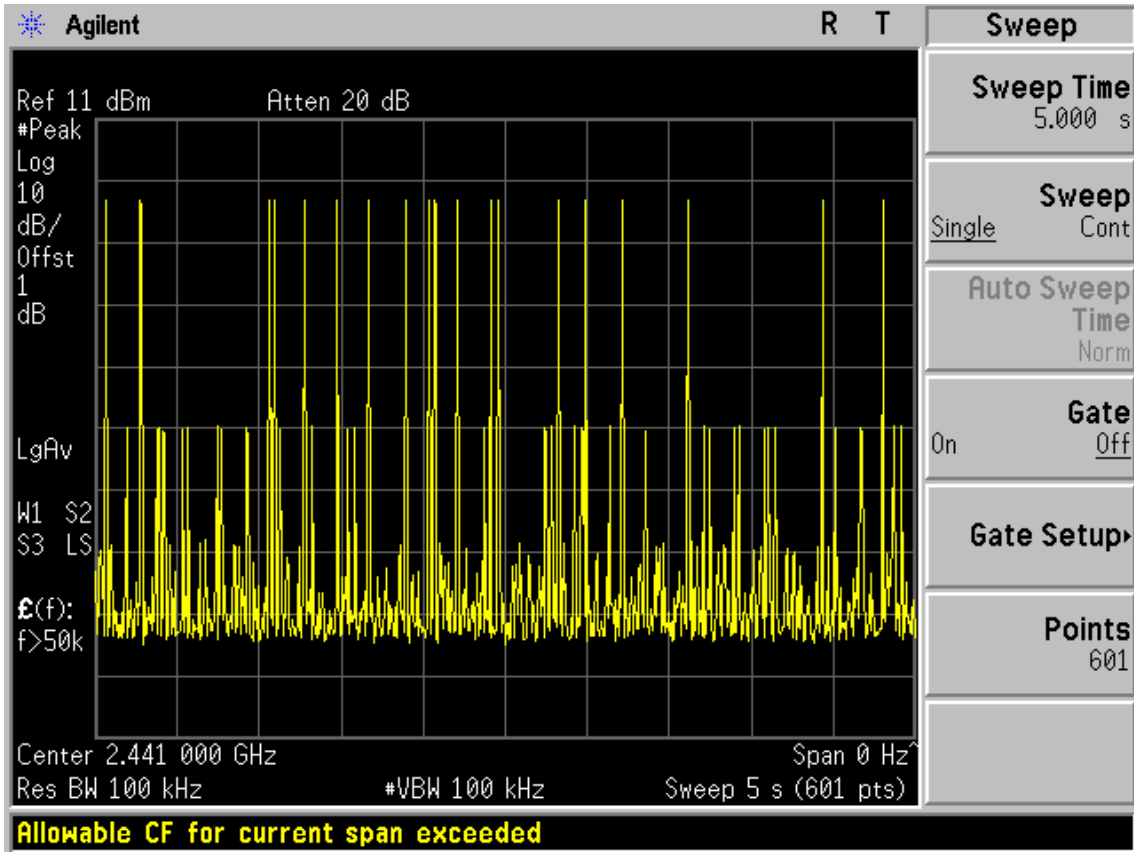
**DH1**



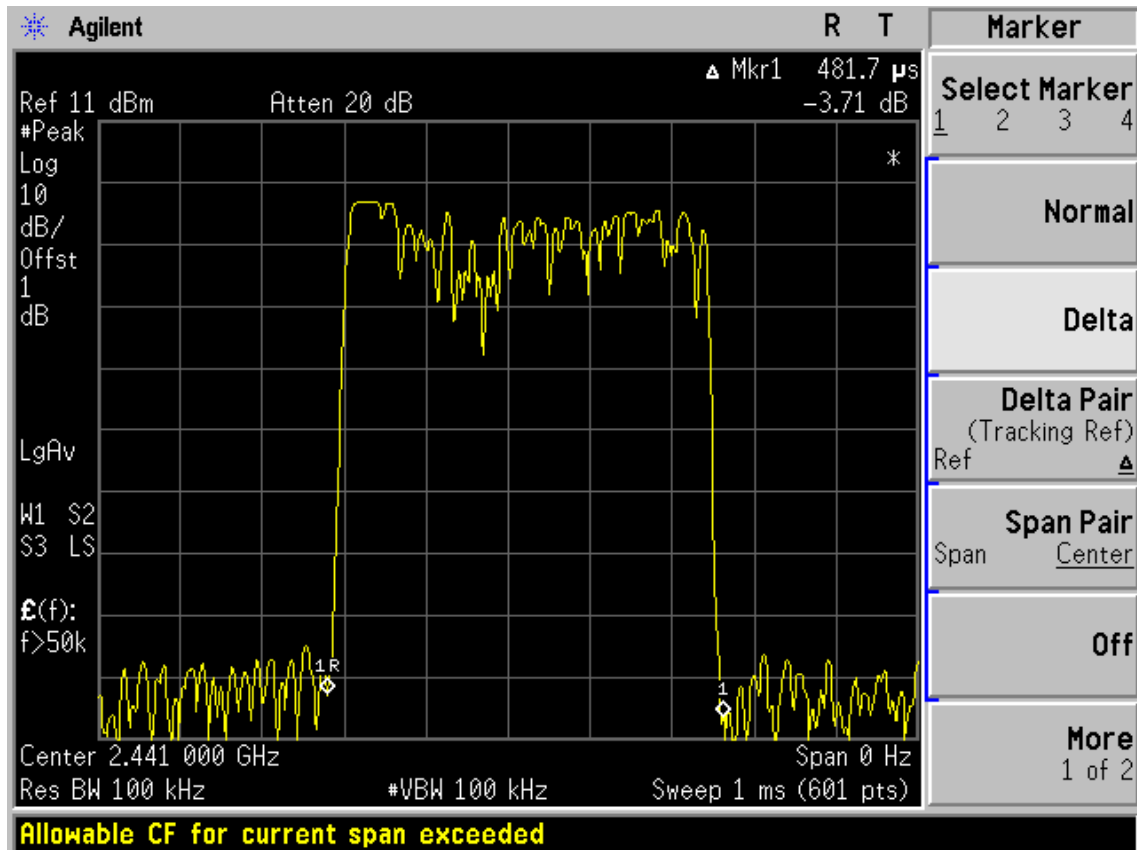
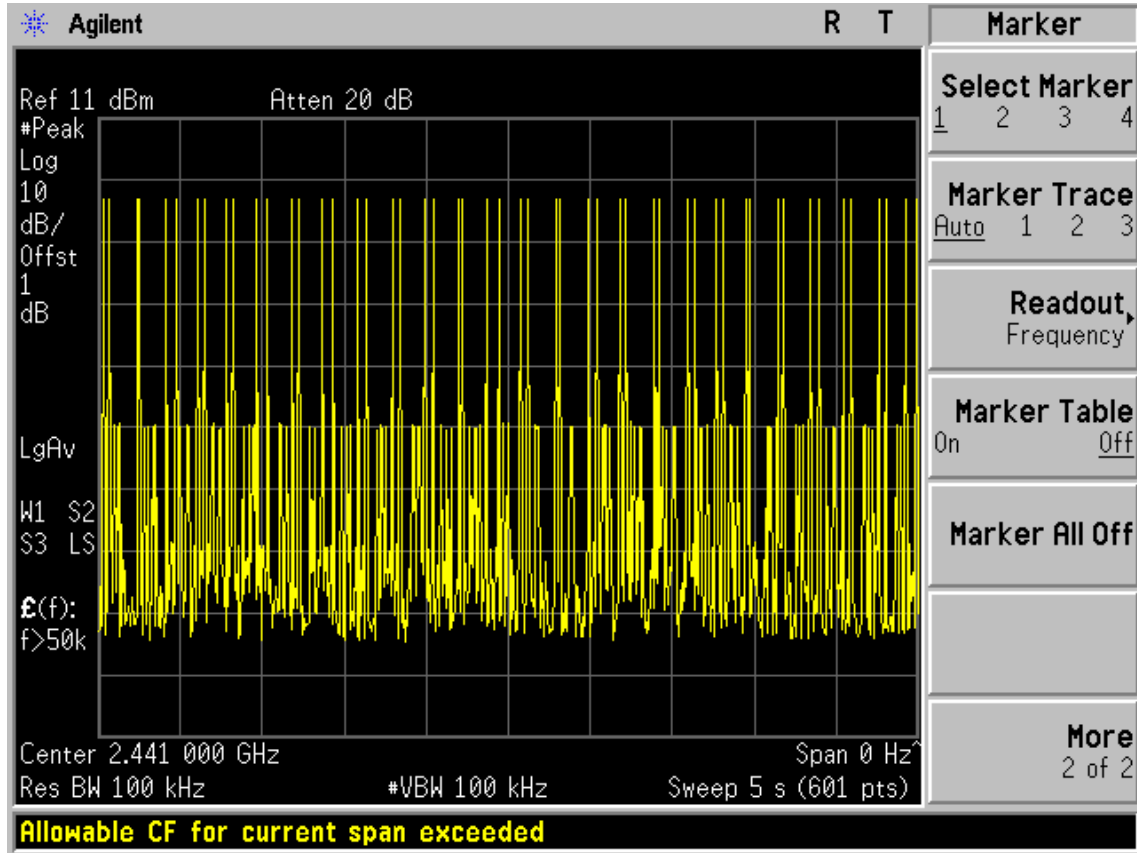
DH3



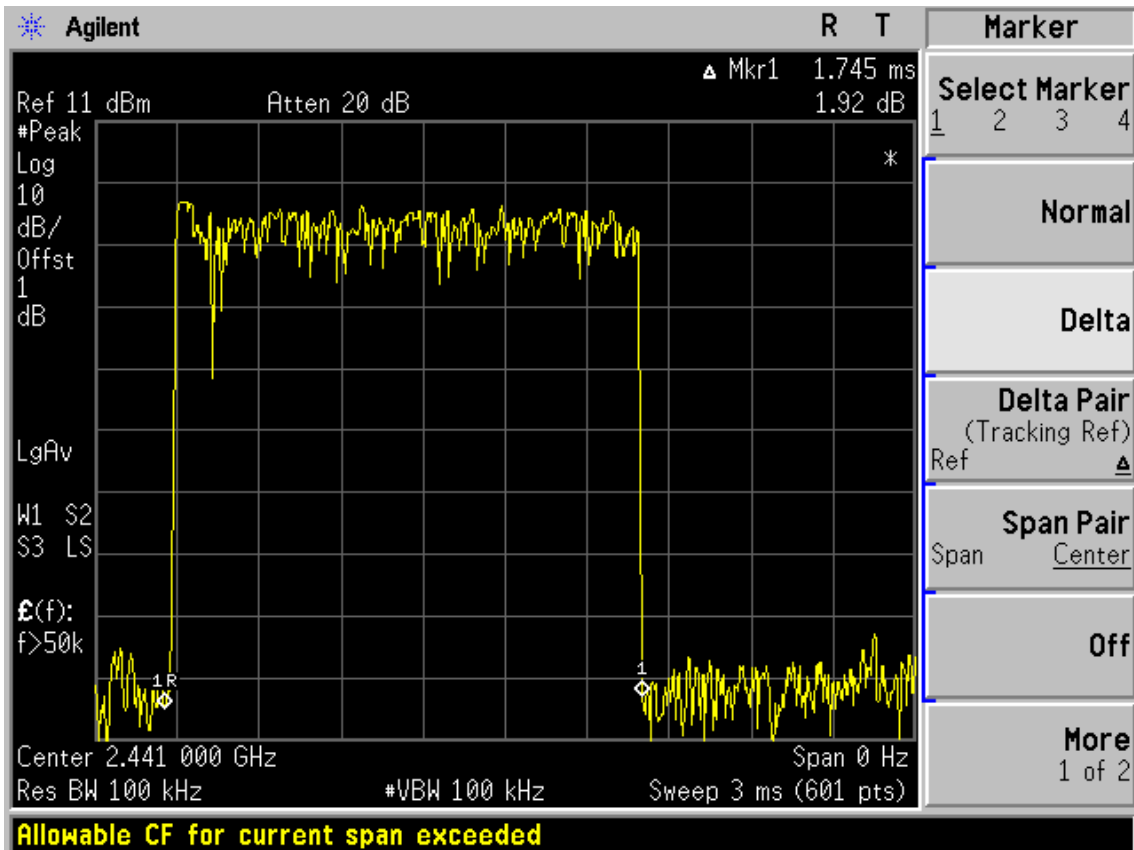
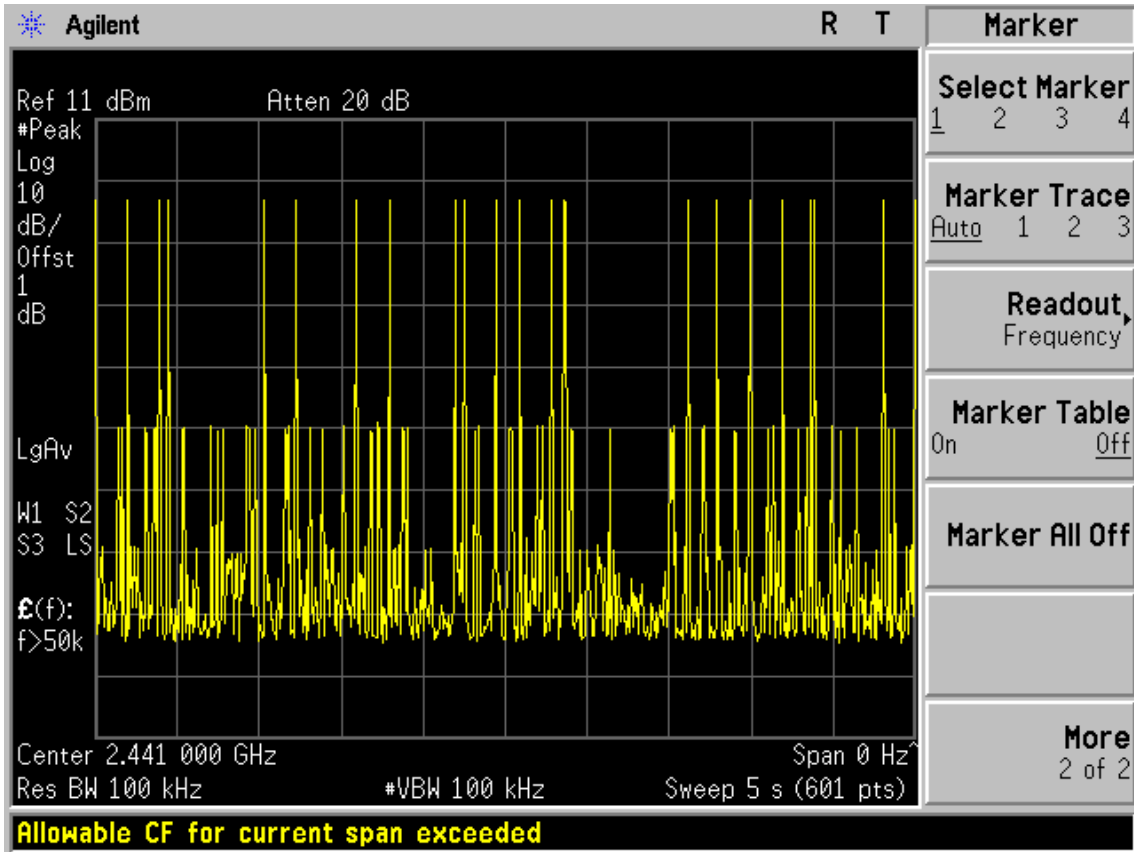
DH5



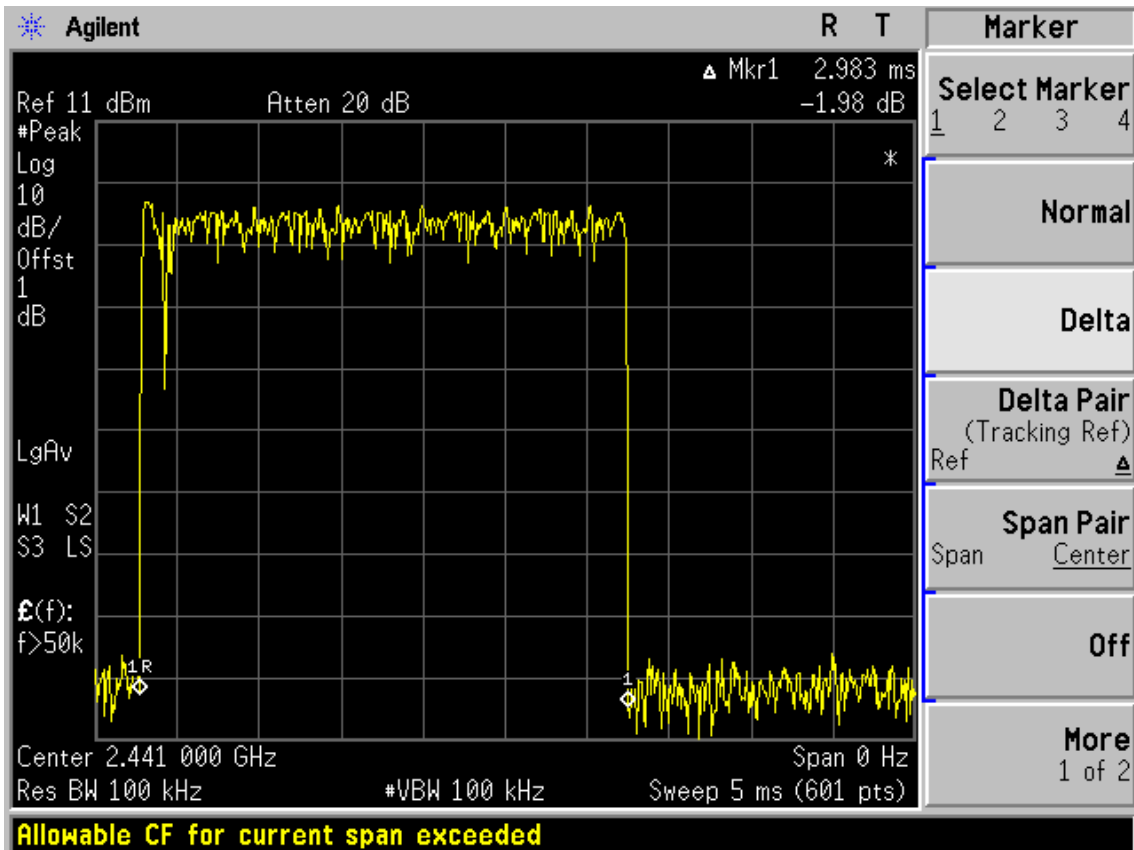
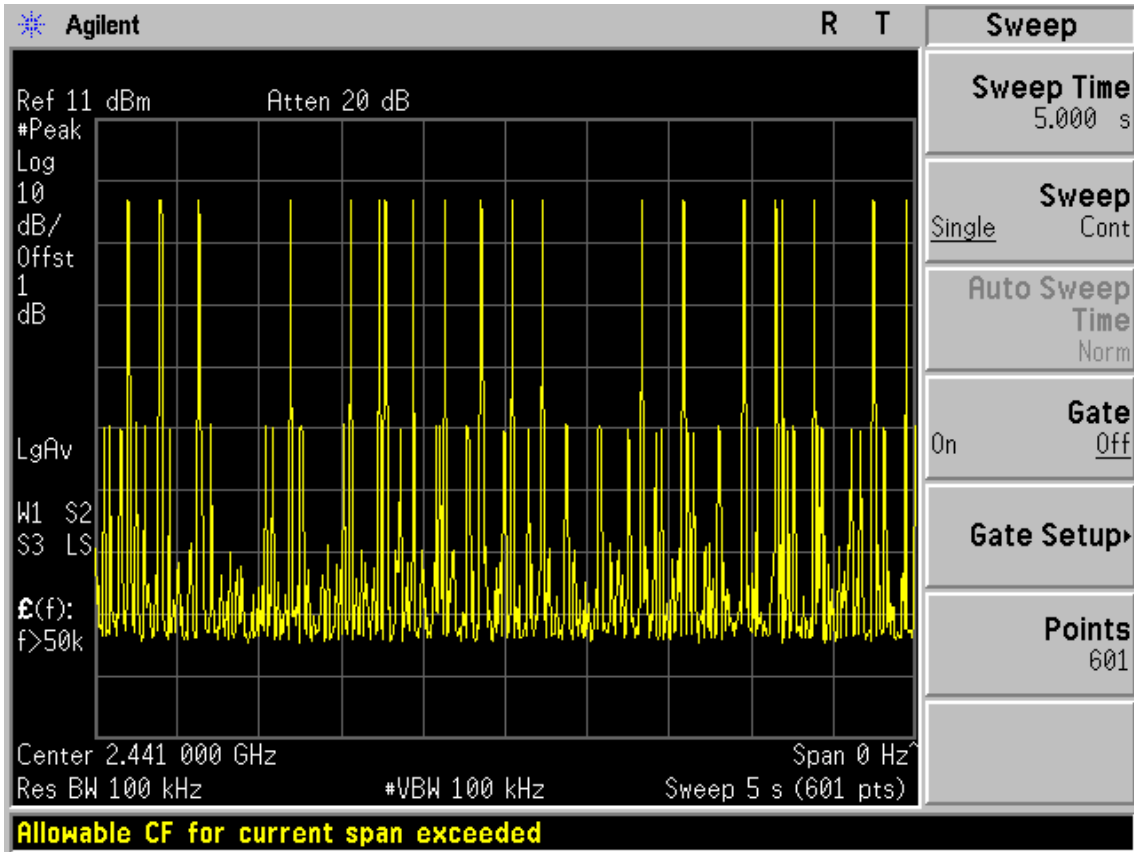
**Test Mode: 8DPSK  
DH1**



DH3



DH5





## 10. MAXIMUM PEAK OUTPUT POWER TEST

### 10.1. Test Equipment

Item	Equipment	Manufacturer	Model No.	Serial No.	Last Cal.	Cal. Interval
1.	Power Meter	Anritsu	ML2487A	6K00002472	May.08, 13	1 Year
2.	Power Sensor	Anritsu	MA2491A	033005	May.08, 13	1 Year

### 10.2. Limit

For frequency hopping systems operating in the 2400-2483.5 MHz band employing at least 75 non-overlapping hopping channels, and all frequency hopping systems in the 5725-5850 MHz band: 1 watt. For all other frequency hopping systems in the 2400-2483.5 MHz band: 0.125 watts.

### 10.3. Test Procedure

1. Connected the EUT's antenna port to power meter Via suitable attenuator.
2. Read the peak output power from power meter directly

Note: The cable loss and attenuator loss were offset into measure device as an amplitude offset.

## 10.4. Test Results

EUT: Mad Catz S.T.R.I.K.E.M Mobile Gaming Keyboard			
M/N: 43114			
Test date: 2014-04-19	Pressure: 101.2±1.0 kpa	Humidity: 52.1±1.0%	
Tested by: Leo-Li	Test site: RF site	Temperature: 23.4±1.0 °C	
Cable loss: 1 dB			
Test Mode	CH (MHz)	Peak output Power (dBm)	Limit (dBm)
GFSK	2402	-1.889	30
	2441	-1.726	30
	2480	-2.607	30
8-DPSK	2402	-1.876	30
	2441	-1.722	30
	2480	-2.611	30
Conclusion: PASS			

## 11. BAND EDGE COMPLIANCE TEST

### 11.1. Test Equipment

Item	Equipment	Manufacturer	Model No.	Serial No.	Last Cal.	Cal. Interval
1.	Spectrum	Agilent	N9030A	MY51380221	Oct.31, 13	1 Year
2.	Amp	HP	8449B	3008A08495	May.08, 13	1 Year
3.	Antenna	EMCO	3115	9607-4877	May.08, 13	1 Year
4.	HF Cable	Hubersuhne	Sucoflex104	-	May.08, 13	1 Year

### 11.2. Limit

All the lower and upper band-edges emissions appearing within 2310MHz to 2390MHz and 2483.5MHz to 2500MHz restricted frequency bands shall not exceed the limits shown in 15.209, all the other emissions outside operation frequency band 2400MHz to 2483.5MHz shall be at least 20dB below the fundamental emissions, or comply with 15.209 limits.

### 11.3. Test Produce

For upper band emissions that are up to two bandwidths(2MHz) away (2483.5MHz to 2485.5MHz) from the band-edge use below produce:

1. Choose a spectrum analyzer span that encompasses both the peak of the fundamental emission and the band-edge emission under investigation. Set the analyzer RBW to 100KHz and with a video bandwidth 300KHz. Record the peak levels of the fundamental emission and the relevant band-edge emission, Observe the stored trace and measure the amplitude delta between the peak of the fundamental and the peak of the band-edge emission. This is not a field strength measurement, it is only a relative measurement to determine the amount by which the emission drops at the band edge relative to the highest fundamental emission level.
2. Subtract the delta measured in step (1) from the maximum field strengths measured in clause 4 .The resultant field strengths are then used to determine band-edge compliance as required by Section 15.205

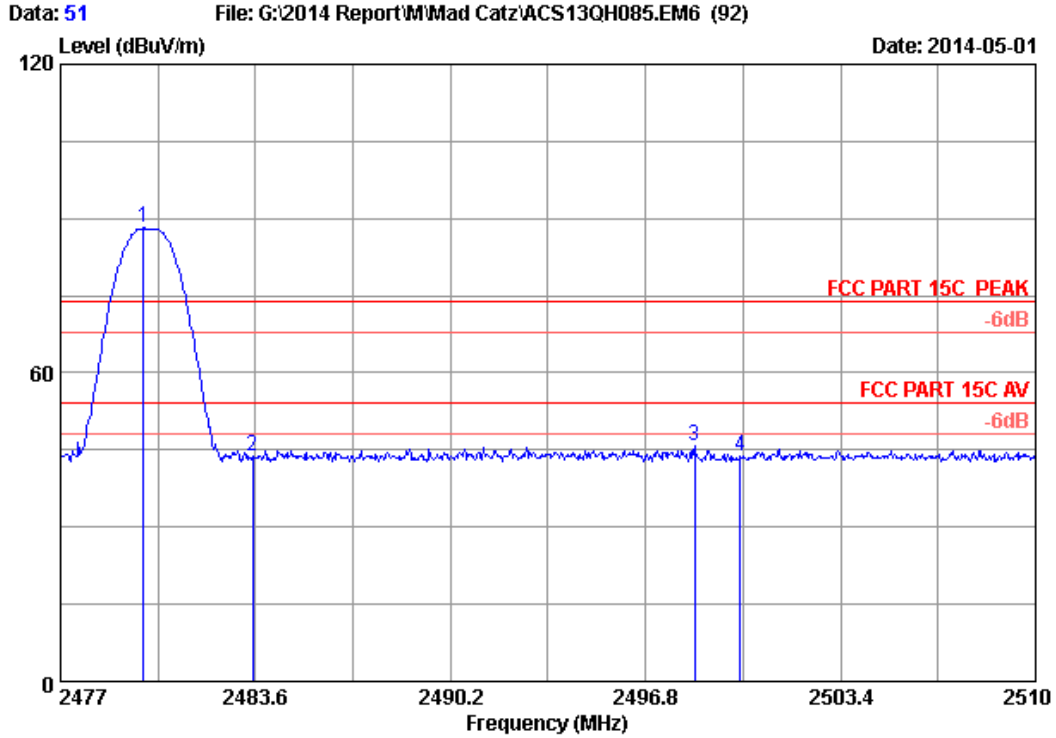
For emissions above two bandwidths away from the band-edge use below produce:

1. The EUT is placed on a turntable, which is 0.8m above the ground plane and worked at highest radiated power.
2. The turntable was rotated for 360 degrees to determine the position of maximum emission level.
3. EUT is set 3m away from the receiving antenna, which is varied from 1m to 4m to find out the highest emission.
4. Set the spectrum analyzer in the following setting in order to capture the lower and upperband-edges of the emission:
  - (a) PEAK: RBW=1MHz ;VBW=3MHz, PK detector, Sweep=AUTO
  - (b) This is pulse Modulation device a duty cycle factor was used to calculate average level based measured peak level.

### 11.4. Test Results

Pass (The testing data was attached in the next pages.)

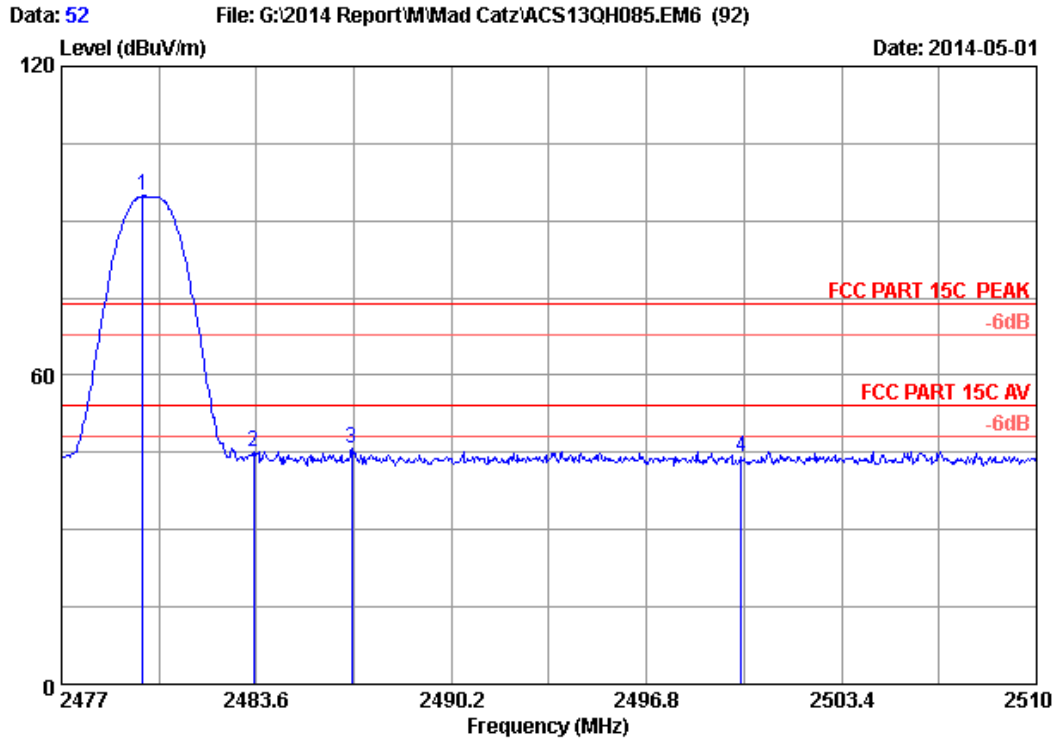
Note: If the PK measured levels comply with average limit, then the average level were deemed to comply with average limit.



Site no. : 3m Chamber Data no. : 51  
 Dis. / Ant. : 3m 2013 3115 (4580) Ant. pol. : VERTICAL  
 Limit : FCC PART 15C PEAK  
 Env. / Ins. : 24°C/56% Engineer : Leo-Li  
 EUT : Mad Catz S.T.R.I.K.E.M Mobile Gaming Keyboard  
 Power Rating : DC 5V From PC Input AC 120V/60Hz  
 Test Mode : GFSK 2480MHz Tx  
 M/N : 43114

No.	Freq. (MHz)	Ant. Factor (dB/m)	Cable Loss (dB)	AMP factor (dB)	Reading (dBuV)	Emission Level (dBuV/m)	Limits (dBuV/m)	Margin (dB)	Remark
1	2479.805	28.36	5.91	35.70	89.52	88.09	74.00	-14.09	Peak
2	2483.500	28.36	5.92	35.70	45.28	43.86	74.00	30.14	Peak
3	2498.450	28.40	5.94	35.70	47.01	45.65	74.00	28.35	Peak
4	2500.000	28.40	5.94	35.70	45.15	43.79	74.00	30.21	Peak

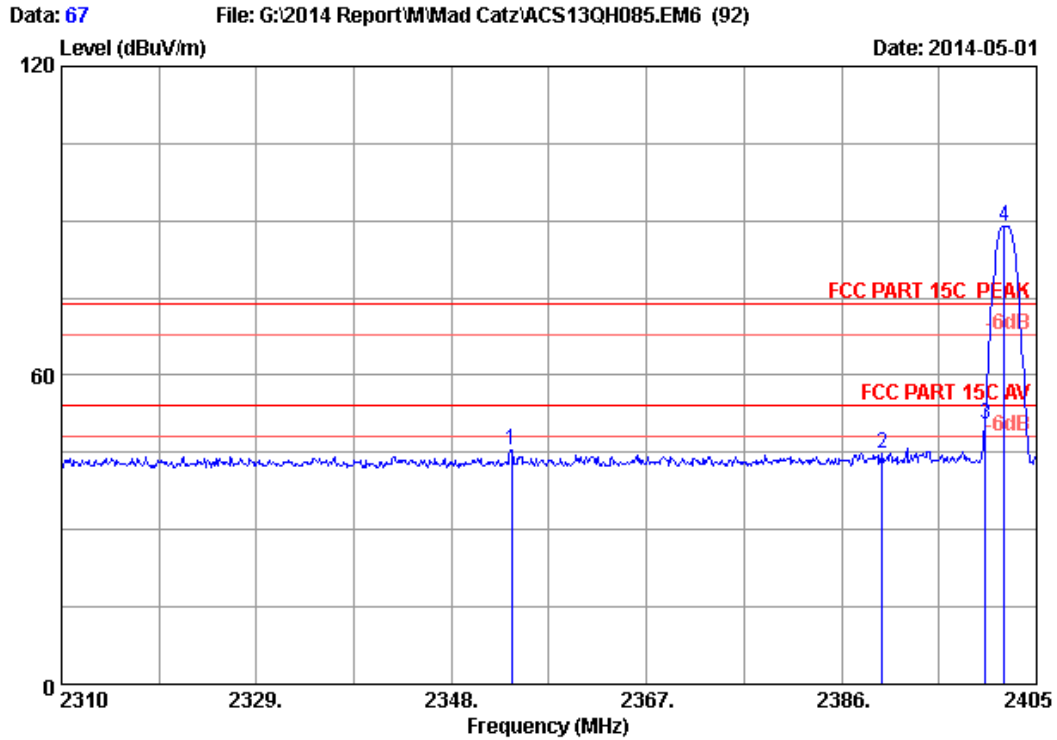
Remarks: 1. Emission Level= Antenna Factor + Cable Loss + Reading -Amp Factor  
 2. The emission levels that are 20dB below the official limit are not reported.



Site no. : 3m Chamber Data no. : 52  
 Dis. / Ant. : 3m 2013 3115 (4580) Ant. pol. : HORIZONTAL  
 Limit : FCC PART 15C PEAK  
 Env. / Ins. : 24°C/56% Engineer : Leo-Li  
 EUT : Mad Catz S.T.R.I.K.E.M Mobile Gaming Keyboard  
 Power Rating : DC 5V From PC Input AC 120V/60Hz  
 Test Mode : GFSK 2480MHz Tx  
 M/N : 43114

No.	Freq. (MHz)	Ant. Factor (dB/m)	Cable Loss (dB)	AMP factor (dB)	Reading (dBuV)	Emission Level (dBuV/m)	Limits (dBuV/m)	Margin (dB)	Remark
1	2479.739	28.36	5.91	35.70	96.20	94.77	74.00	-20.77	Peak
2	2483.500	28.36	5.92	35.70	46.55	45.13	74.00	28.87	Peak
3	2486.834	28.37	5.92	35.70	47.17	45.76	74.00	28.24	Peak
4	2500.000	28.40	5.94	35.70	45.53	44.17	74.00	29.83	Peak

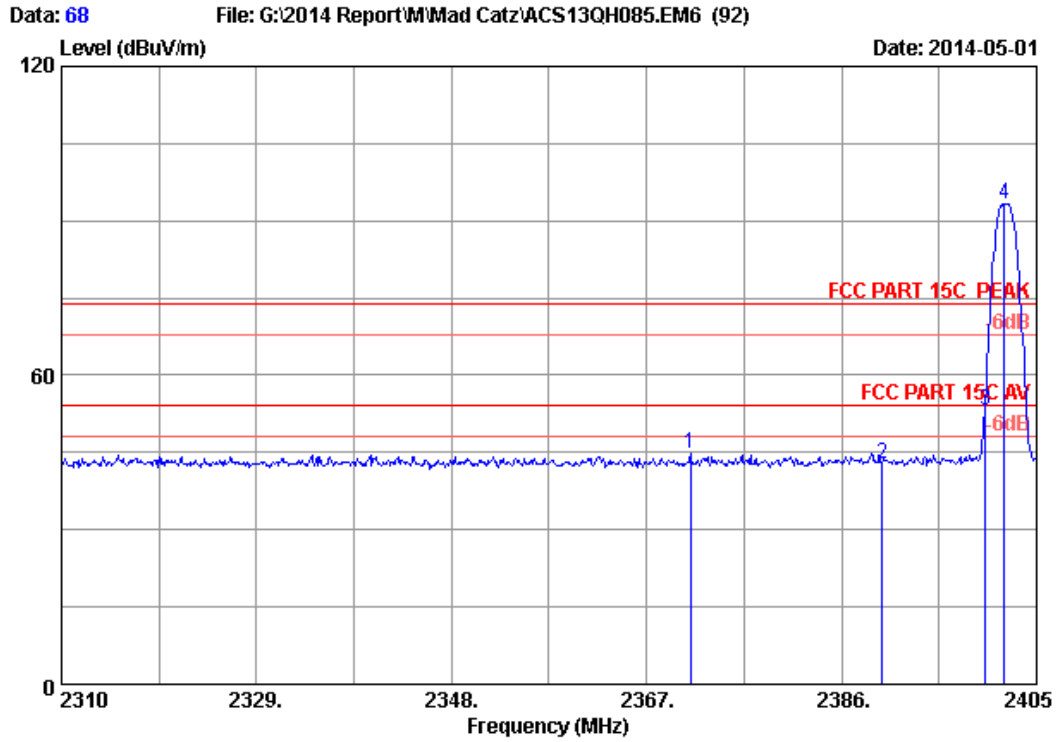
Remarks: 1. Emission Level= Antenna Factor + Cable Loss + Reading - Amp Factor  
 2. The emission levels that are 20dB below the official limit are not reported.



Site no. : 3m Chamber Data no. : 67  
 Dis. / Ant. : 3m 2013 3115 (4580) Ant. pol. : VERTICAL  
 Limit : FCC PART 15C PEAK  
 Env. / Ins. : 24°C/56% Engineer : Leo-Li  
 EUT : Mad Catz S.T.R.I.K.E.M Mobile Gaming Keyboard  
 Power Rating : DC 5V From PC Input AC 120V/60Hz  
 Test Mode : GFSK 2402MHz Tx  
 M/N : 43114

No.	Freq. (MHz)	Ant. Factor (dB/m)	Cable Loss (dB)	AMP factor (dB)	Reading (dBuV)	Emission Level (dBuV/m)	Limits (dBuV/m)	Margin (dB)	Remark
1	2353.890	28.08	5.73	35.70	47.31	45.42	74.00	28.58	Peak
2	2390.000	28.16	5.78	35.70	46.61	44.85	74.00	29.15	Peak
3	2400.000	28.18	5.80	35.70	52.18	50.46	74.00	23.54	Peak
4	2401.865	28.18	5.80	35.70	90.75	89.03	74.00	-15.03	Peak

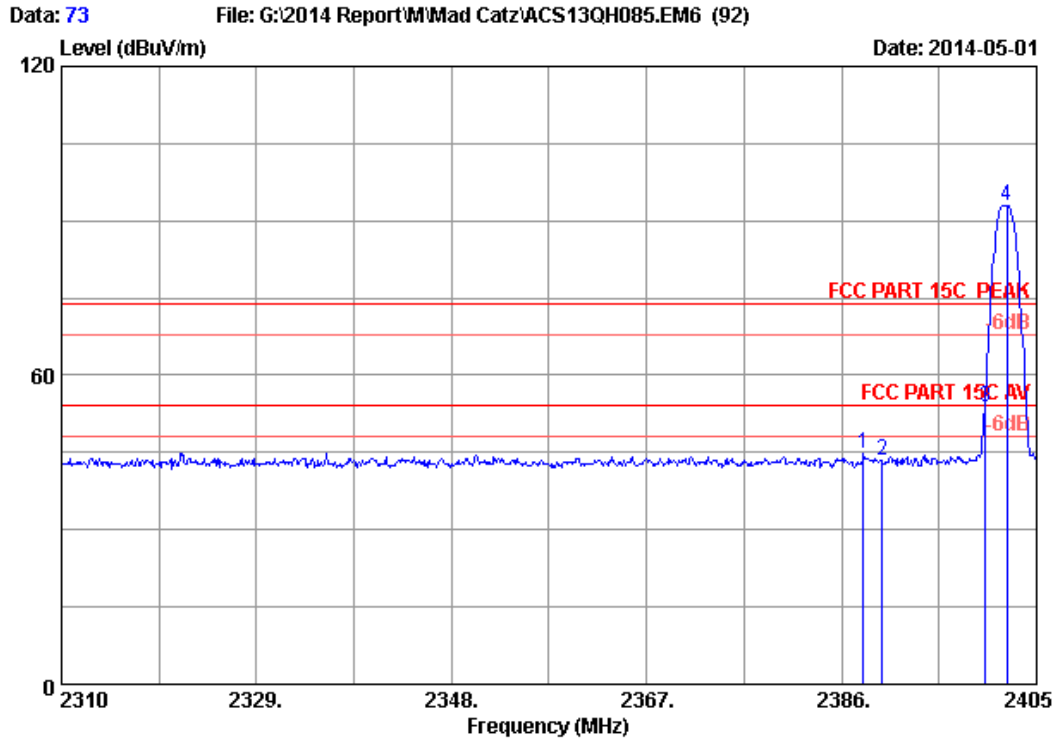
Remarks: 1. Emission Level= Antenna Factor + Cable Loss + Reading  
 -Amp Factor  
 2. The emission levels that are 20dB below the official  
 limit are not reported.



Site no. : 3m Chamber Data no. : 68  
 Dis. / Ant. : 3m 2013 3115 (4580) Ant. pol. : HORIZONTAL  
 Limit : FCC PART 15C PEAK  
 Env. / Ins. : 24°C/56% Engineer : Leo-Li  
 EUT : Mad Catz S.T.R.I.K.E.M Mobile Gaming Keyboard  
 Power Rating : DC 5V From PC Input AC 120V/60Hz  
 Test Mode : GFSK 2402MHz Tx  
 M/N : 43114

No.	Freq. (MHz)	Ant. Factor (dB/m)	Cable Loss (dB)	AMP factor (dB)	Reading (dBuV)	Emission Level (dBuV/m)	Limits (dBuV/m)	Margin (dB)	Remark
1	2371.275	28.12	5.76	35.70	46.47	44.65	74.00	29.35	Peak
2	2390.000	28.16	5.78	35.70	44.45	42.69	74.00	31.31	Peak
3	2400.000	28.18	5.80	35.70	55.00	53.28	74.00	20.72	Peak
4	2401.865	28.18	5.80	35.70	94.93	93.21	74.00	-19.21	Peak

Remarks: 1. Emission Level= Antenna Factor + Cable Loss + Reading - Amp Factor  
 2. The emission levels that are 20dB below the official limit are not reported.

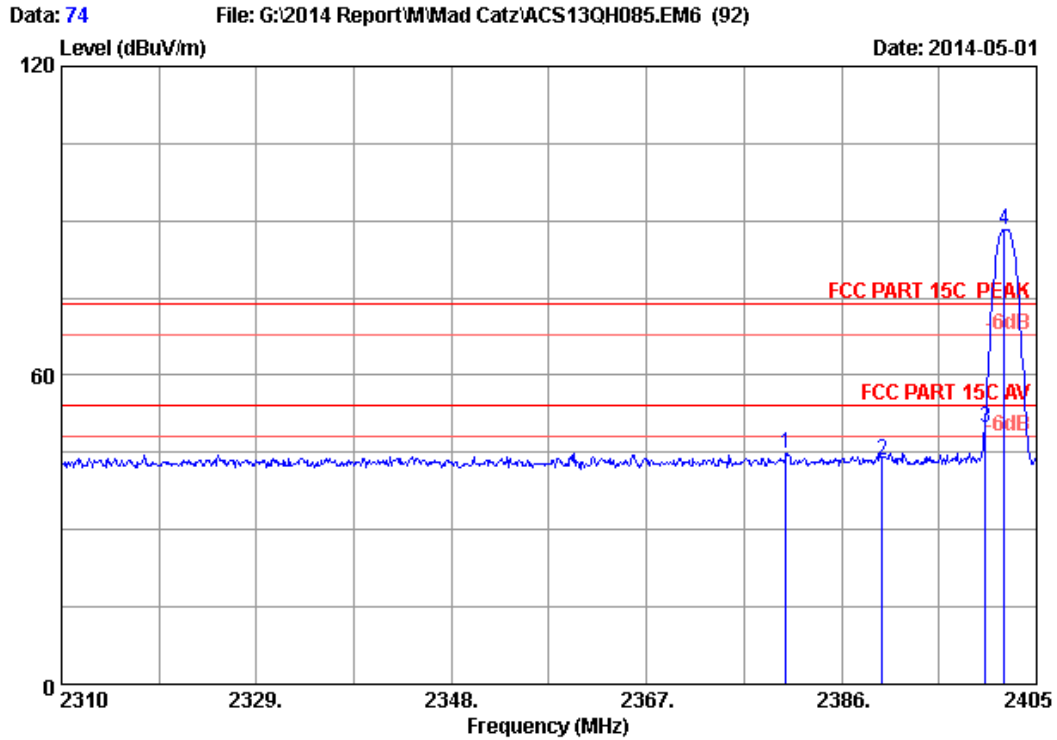


Site no. : 3m Chamber Data no. : 73  
 Dis. / Ant. : 3m 2013 3115 (4580) Ant. pol. : HORIZONTAL  
 Limit : FCC PART 15C PEAK  
 Env. / Ins. : 24°C/56% Engineer : Leo-Li  
 EUT : Mad Catz S.T.R.I.K.E.M Mobile Gaming Keyboard  
 Power Rating : DC 5V From PC Input AC 120V/60Hz  
 Test Mode : 8-DPSK 2402MHz Tx  
 M/N : 43114

No.	Freq. (MHz)	Ant. Factor (dB/m)	Cable Loss (dB)	AMP factor (dB)	Reading (dBuV)	Emission Level (dBuV/m)	Limits (dBuV/m)	Margin (dB)	Remark
1	2388.090	28.15	5.78	35.70	46.71	44.94	74.00	29.06	Peak
2	2390.000	28.16	5.78	35.70	45.10	43.34	74.00	30.66	Peak
3	2400.000	28.18	5.80	35.70	55.65	53.93	74.00	20.07	Peak
4	2402.150	28.18	5.80	35.70	94.72	93.00	74.00	-19.00	Peak

Remarks: 1. Emission Level= Antenna Factor + Cable Loss + Reading - Amp Factor  
 2. The emission levels that are 20dB below the official limit are not reported.

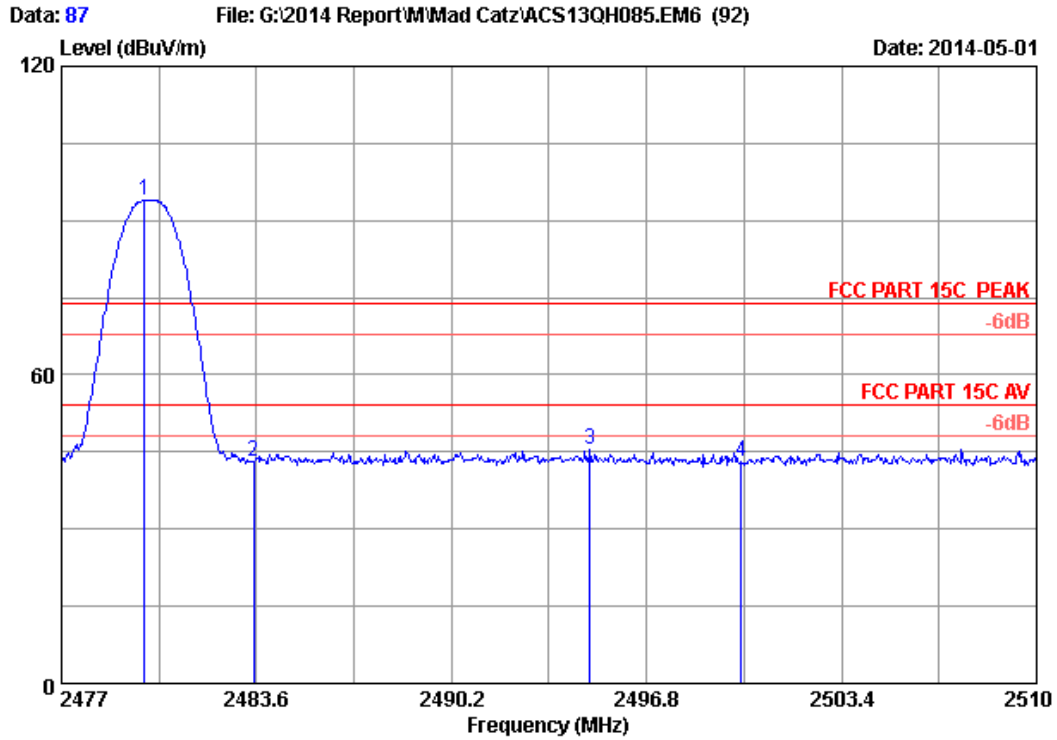




Site no. : 3m Chamber Data no. : 74  
 Dis. / Ant. : 3m 2013 3115 (4580) Ant. pol. : VERTICAL  
 Limit : FCC PART 15C PEAK  
 Env. / Ins. : 24°C/56% Engineer : Leo-Li  
 EUT : Mad Catz S.T.R.I.K.E.M Mobile Gaming Keyboard  
 Power Rating : DC 5V From PC Input AC 120V/60Hz  
 Test Mode : 8-DPSK 2402MHz Tx  
 M/N : 43114

No.	Freq. (MHz)	Ant. Factor (dB/m)	Cable Loss (dB)	AMP factor (dB)	Reading (dBuV)	Emission Level (dBuV/m)	Limits (dBuV/m)	Margin (dB)	Remark
1	2380.585	28.14	5.77	35.70	46.55	44.76	74.00	29.24	Peak
2	2390.000	28.16	5.78	35.70	45.38	43.62	74.00	30.38	Peak
3	2400.000	28.18	5.80	35.70	51.63	49.91	74.00	24.09	Peak
4	2401.865	28.18	5.80	35.70	89.83	88.11	74.00	-14.11	Peak

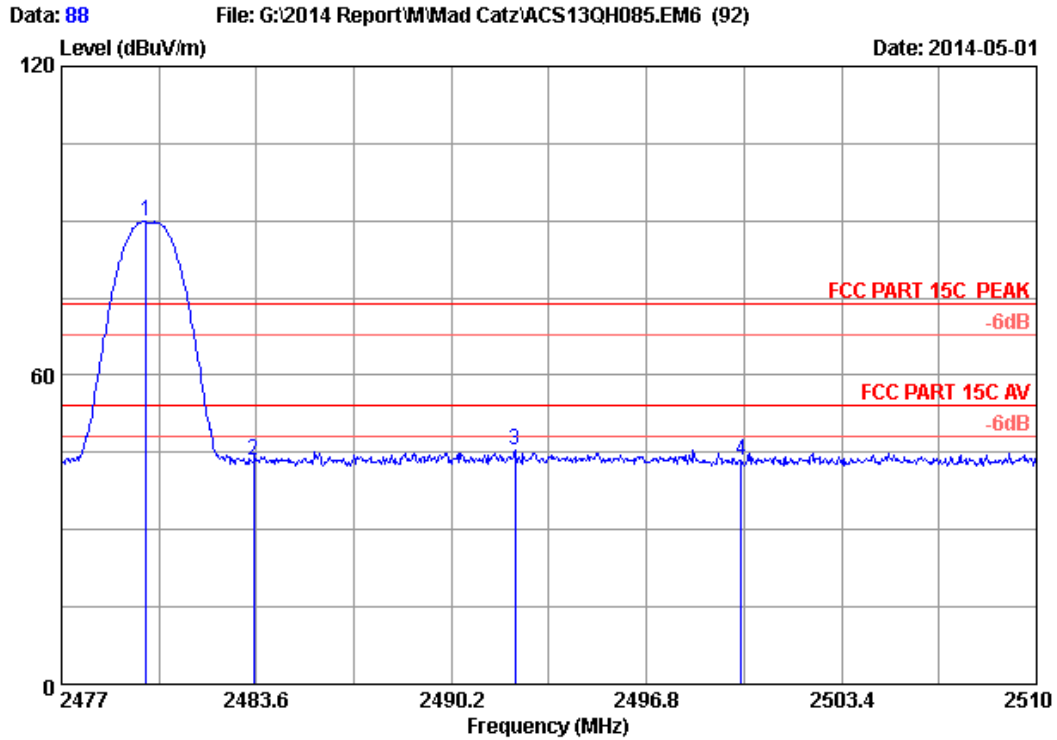
Remarks: 1. Emission Level= Antenna Factor + Cable Loss + Reading - Amp Factor  
 2. The emission levels that are 20dB below the official limit are not reported.



Site no. : 3m Chamber Data no. : 87  
 Dis. / Ant. : 3m 2013 3115 (4580) Ant. pol. : HORIZONTAL  
 Limit : FCC PART 15C PEAK  
 Env. / Ins. : 24°C/56% Engineer : Leo-Li  
 EUT : Mad Catz S.T.R.I.K.E.M Mobile Gaming Keyboard  
 Power Rating : DC 5V From PC Input AC 120V/60Hz  
 Test Mode : 8-DPSK 2480MHz Tx  
 M/N : 43114

No.	Freq. (MHz)	Ant. Factor (dB/m)	Cable Loss (dB)	AMP factor (dB)	Reading (dBuV)	Emission Level (dBuV/m)	Limits (dBuV/m)	Margin (dB)	Remark
1	2479.805	28.36	5.91	35.70	95.29	93.86	74.00	-19.86	Peak
2	2483.500	28.36	5.92	35.70	44.46	43.04	74.00	30.96	Peak
3	2494.886	28.39	5.94	35.70	46.93	45.56	74.00	28.44	Peak
4	2500.000	28.40	5.94	35.70	44.42	43.06	74.00	30.94	Peak

Remarks: 1. Emission Level= Antenna Factor + Cable Loss + Reading -Amp Factor  
 2. The emission levels that are 20dB below the official limit are not reported.



Site no. : 3m Chamber Data no. : 88  
 Dis. / Ant. : 3m 2013 3115 (4580) Ant. pol. : VERTICAL  
 Limit : FCC PART 15C PEAK  
 Env. / Ins. : 24°C/56% Engineer : Leo-Li  
 EUT : Mad Catz S.T.R.I.K.E.M Mobile Gaming Keyboard  
 Power Rating : DC 5V From PC Input AC 120V/60Hz  
 Test Mode : 8-DPSK 2480MHz Tx  
 M/N : 43114

No.	Freq. (MHz)	Ant. Factor (dB/m)	Cable Loss (dB)	AMP factor (dB)	Reading (dBuV)	Emission Level (dBuV/m)	Limits (dBuV/m)	Margin (dB)	Remark
1	2479.871	28.36	5.91	35.70	91.20	89.77	74.00	-15.77	Peak
2	2483.500	28.36	5.92	35.70	44.96	43.54	74.00	30.46	Peak
3	2492.345	28.38	5.93	35.70	46.81	45.42	74.00	28.58	Peak
4	2500.000	28.40	5.94	35.70	44.78	43.42	74.00	30.58	Peak

Remarks: 1. Emission Level= Antenna Factor + Cable Loss + Reading - Amp Factor  
 2. The emission levels that are 20dB below the official limit are not reported.

## 12.DEVIATION TO TEST SPECIFICATIONS

[NONE]