

Figure 7
Inside of the EUT



Figure 8
Inside of the EUT



Figure 9
Inside of the EUT




Figure 10
Inside of the EUT




Figure 11
Inside of the EUT



Figure 12
Components Side of the PCB



Figure 13
Components Side of the PCB



Figure 14
Components Side of the PCB




Figure 15
Components Side of the PCB




Figure 16
Components Side of the PCB




Figure 17
Components Side of the PCB




Figure 18
Components Side of the PCB




Figure 19
Components Side of the PCB




Figure 20
Components Side of the PCB




Figure 21
Components Side of the PCB




Figure 22
Components Side of the PCB




Figure 23
Components Side of the PCB




Figure 24
Components Side of the PCB




Figure 25
Components Side of the PCB




Figure 26
USB Cable



Figure 27
USB Cable

