

APPLICATION FOR CERTIFICATION  
On Behalf of

Mad Catz Interactive Asia Limited

Lynx Wireless Controller For PS2

Model Number: 8246B

Prepared for : Mad Catz Interactive Asia Limited  
Unit 1717-19, 17/F., Grand Central Plaza,  
Tower 2, 138 Shatin Rural Committee Road,  
Shatin, N.T., Hong Kong

Prepared By : Audix Technology (Shenzhen) Co., Ltd.  
No. 6, Ke Feng Rd., 52 Block,  
Shenzhen Science & Industrial Park,  
Nantou, Shenzhen, Guangdong, China

Tel: (0755) 26639496

Report Number : ACS-F04041  
Date of Test : Feb. 17~Mar. 08, 2004  
Date of Report : Mar. 08, 2004

## TABLE OF CONTENTS

Description	Page
FCC Test Report for Declaration of Conformity	
<b>1. GENERAL INFORMATION .....</b>	<b>1-1</b>
1.1. Description of Device (EUT) .....	1-1
1.2. Tested Supporting System Details .....	1-1
1.3. Test Facility .....	1-2
1.4. Test Uncertainty .....	1-2
<b>2. POWER LINE CONDUCTED EMISSION TEST .....</b>	<b>2-1</b>
<b>3. RADIATED EMISSION TEST .....</b>	<b>3-1</b>
3.1. Test Equipment .....	3-1
3.2. Block Diagram of Test Setup .....	3-1
3.3. Radiated Emission Limit .....	3-2
3.4. EUT Configuration on Test .....	3-2
3.5. Operating Condition of EUT .....	3-3
3.6. Test Procedure .....	3-3
3.7. Radiated Emission Test Result .....	3-4
<b>4. 20dB BANDWIDTH MEASUREMENT .....</b>	<b>4-1</b>
4.1. Test Equipment .....	4-1
4.2. Block Diagram of Test Setup .....	4-1
4.3. Operating Condition of EUT .....	4-1
4.4. Test Procedure .....	4-2
4.5. Test Results .....	4-2
<b>5. THE MAXIMUM PEAK OUTPUT POWER MEASUREMENT .....</b>	<b>5-1</b>
5.1. Test Equipment .....	5-1
5.2. Block Diagram of Test Setup .....	5-1
5.3. Specification Limits (§15.247(b)-(3)) .....	5-1
5.4. Operating Condition of EUT .....	5-1
5.5. Test Procedure .....	5-2
5.6. Test Results .....	5-2
<b>6. CHANNEL CARRIER FREQUENCIES SEPARATED MEASUREMENT .....</b>	<b>6-1</b>
6.1. Test Equipment .....	6-1
6.2. Block Diagram of Test Setup .....	6-1
6.3. Specification Limits (§15.247(d)) .....	6-1
6.4. Operating Condition of EUT .....	6-1
6.5. Test Procedure .....	6-2
6.6. Test Results .....	6-2
<b>7. FREQUENCY HOPPING SYSTEM CHANNEL NUMBER MEASUREMENT .....</b>	<b>7-1</b>
7.1. Test Equipment .....	7-1
7.2. Block Diagram of Test Setup .....	7-1
7.3. Specification Limits (§15.247(d)) .....	7-1
7.4. Operating Condition of EUT .....	7-1
7.5. Test Procedure .....	7-2
7.6. Test Results .....	7-2
<b>8. THE AVERAGE TIME OF OCCUPANCY MEASUREMENT .....</b>	<b>8-1</b>
8.1. Test Equipment .....	8-1
8.2. Block Diagram of Test Setup .....	8-1

8.3.	Specification Limits (§15.247(d)).....	8-1
8.4.	Operating Condition of EUT.....	8-1
8.5.	Test Procedure.....	8-2
8.6.	Test Results .....	8-2
<b>9.</b>	<b>DEVIATION TO TEST SPECIFICATIONS .....</b>	<b>9-1</b>
<b>10.</b>	<b>PHOTOGRAPH.....</b>	<b>10-1</b>
10.1.	Photos of Radiated Emission Test (In Anechoic Chamber).....	10-1
10.2.	Photo of 20dB Bandwidth Measurement .....	10-3
10.3.	Photo of The Maximum Peak Output Power Measurement .....	10-3
10.4.	Photo of Channel Carrier Frequencies Separated Measurement .....	10-4
10.5.	Photo of Frequency Hopping System Channel Number Measurement .....	10-4
10.6.	Photo of The Average Time Of Occupancy Measurement .....	10-5

APPENDIX I           (25 pages)

# TEST REPORT DECLARATION

Applicant : Mad Catz Interactive Asia Limited  
 Manufacturer : Berway Technology Ltd.  
 EUT Description : Lynx Wireless Controller For PS2  
 (A) MODEL NO. : 8246B  
 (B) SERIAL NO. : F2004030801  
 (C) POWER SUPPLY : DC 6V

Test Procedure Used:

FCC Rules and Regulations Part 15 Subpart C Aug 2003.

The device described above is tested by AUDIX TECHNOLOGY (SHENZHEN) CO., LTD. to determine the maximum emission levels emanating from the device. The maximum emission levels are compared to the FCC Part 15 Subpart C limits both radiated and conducted emissions.

The test results are contained in this test report and AUDIX TECHNOLOGY (SHENZHEN) CO., LTD. is assumed full responsibility for the accuracy and completeness of these tests. Also, this report shows that the Equipment Under Test (EUT) is to be technically compliant with the FCC requirements.

This report applies to above tested sample only. This report shall not be reproduced in part without written approval of AUDIX TECHNOLOGY (SHENZHEN) CO., LTD.


This report must not be used by the applicant to claim product endorsement by NVLAP or any agency of the U.S. Government.

Date of Test : Feb. 17~Mar. 08, 2004

Prepared by : Jane Dai  
Jane Dai / Assistant

Reviewer : Lake Wang  
Lake Wang / Supervisor

Approved & Authorized Signer : Alex Deng  
Alex Deng / Assistant Manager



Name of the Representative of the Responsible Party : \_\_\_\_\_

Signature : \_\_\_\_\_

# 1. GENERAL INFORMATION

## 1.1. Description of Device (EUT)

Description : Lynx Wireless Controller For PS2

Model Number : 8246B

Applicant : Mad Catz Interactive Asia Limited  
Unit 1717-19, 17/F., Grand Central Plaza,  
Tower 2, 138 Shatin Rural Committee Road,  
Shatin, N.T., Hong Kong

Manufacturer : Berway Technology Ltd.  
Unit 1801-02, 18/F., No.88 Kwai Cheong Road,  
Kwai Chung, N.T., Hong Kong

Date of Test : Feb. 17~Mar. 08, 2004

## 1.2. Tested Supporting System Details

PS2 : Manufacturer: SONY  
M/N: SCPH-39004

Host : Manufacturer: Berway  
M/N: 8246B

### 1.3. Test Facility

#### Site Description

3m Anechoic Chamber : Certificated by FCC, USA  
Aug. 15, 2003

EMC Lab. : Certificated by DATech, German  
Feb. 02, 2004

Certificated by NVLAP, USA  
NVLAP Code: 200372-0  
Mar. 31, 2003

Name of Firm : Audix Technology (Shenzhen) Co., Ltd.

Site Location : No. 6, Ke Feng Rd., 52 Block,  
Shenzhen Science & Industrial Park,  
Nantou, Shenzhen, Guangdong, China

### 1.4. Test Uncertainty

Conducted Emission Uncertainty =  $\pm 2.66\text{dB}$

Radiated Emission Uncertainty =  $\pm 4.26\text{dB}$

## **2. POWER LINE CONDUCTED EMISSION TEST**

According to Paragraph (f) of FCC Part 15 section 15.247, Tests to demonstrate compliance with the conducted limits are not required for devices which only employ battery power for operation and which do not operate from the AC power lines or contain provisions for operation while connected to the AC power lines.

### 3. RADIATED EMISSION TEST

#### 3.1. Test Equipment

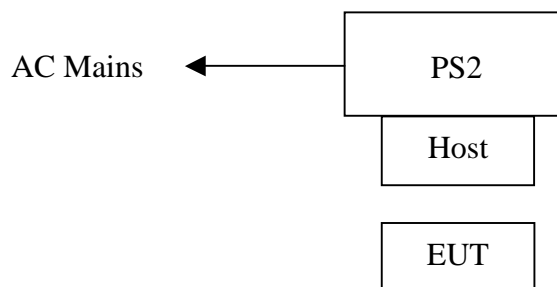
The following test equipments are used during the radiated emission test:

##### 3.1.1. For Anechoic Chamber

Item	Equipment	Manufacturer	Model No.	Serial No.	Last Cal.	Cal. Interval
	EMI Spectrum	HP	85422E	3625A00181	May.31, 03	1 Year
1.	Test Receiver	Rohde & Schwarz	ESVS10	834468/011	May.31, 03	1 Year
2.	Amplifier	HP	8447D	2944A07794	Sep.18, 03	1/2 Year
3.	Bilog Antenna	Schaffner	CBL6111C	2598	Jan. 13, 04	1 Year
4.	PC	N/A	586ATX3	N/A	N/A	N/A
5.	Printer	HP	Laserjet6P	SGCF019673	N/A	N/A
6.	RF Cable	MIYAZAKI	5D-2W	3# Chamber No.1	Feb.01, 04	1/2 Year
7.	RF Cable	MIYAZAKI	5D-2W	3# Chamber No.2	Feb.01, 04	1/2 Year
8.	RF Cable	FUJIKURA	RG-55/U	3# Chamber No.3	Feb.01, 04	1/2 Year
9.	RF Cable	FUJIKURA	RG-55/U	3# Chamber No.4	Feb.01, 04	1/2 Year
10.	Coaxial Switch	Anritsu	MP59B	M73989	Nov.28, 03	1/2 Year
11.	Spectrum	Agilent	E4407B	MY41440292	Mar.28, 03	1 Year
12.	Amp	HP	8449B	3008A00863	May.31, 03	1 Year
13.	Antenna	EMCO	3115	9607-4877	Dec. 04, 02	1.5 Year

#### 3.2. Block Diagram of Test Setup

##### 3.2.1. Block diagram of connection between the EUT and simulators

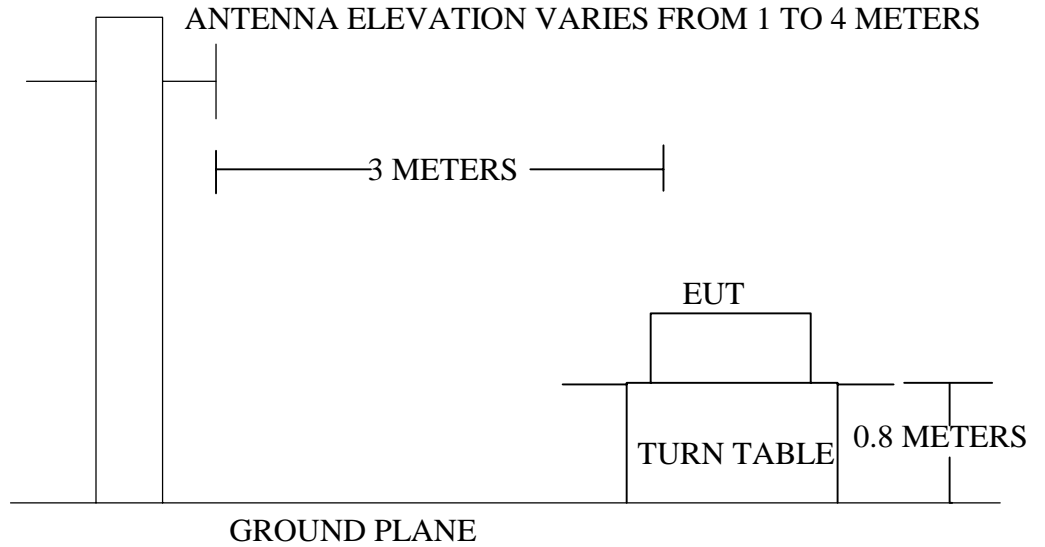


*(EUT: Lynx Wireless Controller For PS2)*



3.2.2.In Anechoic Chamber

ANTENNA TOWER



3.3.Radiated Emission Limit

FREQUENCY MHz	DISTANCE Meters	FIELD STRENGTHS LIMIT	
		μV/m	dB(μV)/m
30 ~ 88	3	100	40.0
88 ~ 216	3	150	43.5
216 ~ 960	3	200	46.0
960 ~ 1000	3	500	54.0
Above 1000	3	74.0 dB(μV)/m (Peak) 54.0 dB(μV)/m (Average)	

- Remark :
- (1) Emission level (dB)μV = 20 log Emission level μV/m
  - (2) The smaller limit shall apply at the cross point between two frequency bands.
  - (3) Distance is the distance in meters between the measuring instrument, antenna and the closest point of any part of the device or system.

3.4.EUT Configuration on Test

The following equipment are installed on Radiated Emission Test to meet the commission requirements and operating regulations in a manner which tends to maximize its emission characteristics in normal application.

3.4.1.Lynx Wireless Controller For PS2 (EUT)

Model Number : 8246B  
 Serial Number : F2004030801  
 Manufacturer : Berway Technology Ltd.

3.4.2.Support Equipment : As Tested Supporting System Detail, in Section 1.2.

### 3.5.Operating Condition of EUT

1. Setup the EUT as shown in Section 3.2..
2. Let the EUT work in test mode (Device CH0 Tx/Device CH39 Tx/ Device CH79 Tx/ Device CH0 Rx/Device CH39 Rx/Device CH79 Rx) and test it.

### 3.6.Test Procedure

EUT and its simulators are placed on a turn table, which is 0.8 meter high above ground. The turn table can rotate 360 degrees to determine the position of the maximum emission level. Power on the EUT and let it work normally, we use a keyboard test soft ware, let EUT working in test mode, then test it. EUT is set 3 meters away from the receiving antenna, which is mounted on a antenna tower. The antenna can be moved up and down between 1 meter and 4 meters to find out the maximum emission level. Broadband antenna (calibrated bilog antenna) is used as receiving antenna. Both horizontal and vertical polarization of the antenna are set on test.

The bandwidth of the EMI test receiver (R&S ESVS20) is set at 120KHz.

The frequency range from 30MHz to 24.44GHz is checked.

The test mode (Device CH0 Tx/Device CH39 Tx/Device CH79 Tx/Device CH0 Rx/ Device CH39 Rx/Device CH79 Rx) is tested in Anechoic Chamber, and all the scanning waveforms are attached in Appendix I.

### 3.7.Radiated Emission Test Result

**PASS.**

The frequency range from 30MHz to 1000MHz is investigated.  
Please see the following pages.

Date of Test :	Mar. 08, 2004	Temperature :	24°C
EUT :	Lynx Wireless Controller For PS2	Humidity :	56%
Model No. :	8246B	Test Mode :	Device CH0 Tx
Test Engineer:	Richzhy		

Frequency MHz	Antenna Factor dB/m	Cable Loss dB	Meter Reading Horizontal dB $\mu$ V	Emission Level Horizontal dB $\mu$ V/m	Over Limits dB	Limits dB $\mu$ V/m
65.890	4.43	1.59	13.05	19.07	-20.93	40.00
135.730	11.50	2.35	10.78	24.63	-18.87	43.50
193.930	9.32	2.91	14.88	27.11	-16.39	43.50
371.440	15.80	4.37	8.49	28.67	-17.33	46.00
560.590	19.34	6.18	2.59	28.11	-17.89	46.00
<b>799.210</b>	<b>21.54</b>	<b>7.04</b>	<b>3.58</b>	<b>32.17</b>	<b>-13.83</b>	<b>46.00</b>

Remark: 1. All readings are Quasi-Peak values.

2. Emission Level = Antenna Factor + Cable Loss + Meter Reading

3. 0 ° was the table front facing the antenna. Degree is calculated from 0 ° clockwise facing the antenna.

Reviewer:

Caik Wang

Date of Test : Mar. 08, 2004      Temperature : 24°C  
 EUT : Lynx Wireless Controller For      Humidity : 56%  
       PS2  
 Model No. : 8246B      Test Mode : Device CH0 Tx  
 Test Engineer: Richzhy

Frequency MHz	Antenna Factor dB/m	Cable Loss dB	Meter Reading Vertical dB $\mu$ V	Emission Level Vertical dB $\mu$ V/m	Over Limits dB	Limits dB $\mu$ V/m
65.890	9.63	1.59	12.03	23.26	-16.74	40.00
193.930	9.58	2.91	14.76	27.25	-16.25	43.50
501.420	18.87	5.56	3.18	27.61	-18.39	46.00
618.790	19.69	6.45	1.76	27.90	-18.10	46.00
780.780	21.53	7.20	2.26	30.99	-15.01	46.00
<b>889.420</b>	<b>23.54</b>	<b>7.44</b>	<b>4.44</b>	<b>35.41</b>	<b>-10.59</b>	<b>46.00</b>

- Remark: 1. All readings are Quasi-Peak values.  
 2. Emission Level = Antenna Factor + Cable Loss + Meter Reading  
 3. 0 ° was the table front facing the antenna. Degree is calculated from 0 °  
 clockwise facing the antenna.

Reviewer:

Caikang Wang

Date of Test : Feb. 20, 2004 Temperature : 24°C  
 EUT : Lynx Wireless Controller For PS2 Humidity : 56%  
 Model No. : 8246B Test Mode : Device CH39 Tx  
 Test Engineer: Richzhy

Frequency MHz	Antenna Factor dB/m	Cable Loss dB	Meter Reading Horizontal dB $\mu$ V	Emission Level Horizontal dB $\mu$ V/m	Over Limits dB	Limits dB $\mu$ V/m
193.930	9.32	2.91	11.15	23.68	-19.82	43.50
252.130	12.63	3.41	10.05	26.09	-19.91	46.00
371.440	15.80	4.37	7.86	28.04	-17.96	46.00
546.040	18.53	6.12	5.57	30.22	-15.78	46.00
816.670	21.61	7.14	3.58	32.32	-13.68	46.00
<b>934.040</b>	<b>23.07</b>	<b>7.81</b>	<b>4.51</b>	<b>35.39</b>	<b>-10.61</b>	<b>46.00</b>

- Remark: 1. All readings are Quasi-Peak values.  
 2. Emission Level = Antenna Factor + Cable Loss + Meter Reading  
 3. The worst emission was detected at 934.040MHz with corrected signal level of 35.39dB $\mu$ V/m(Limit is 46.00 dB $\mu$ V/m) when the antenna was at horizontal polarization and at 1.1m high and the turn table was at 0°.  
 4. 0° was the table front facing the antenna. Degree is calculated from 0° clockwise facing the antenna.

Reviewer:

Caife Wang

Date of Test : Feb. 20, 2004      Temperature : 24°C  
 EUT : Lynx Wireless Controller For PS2      Humidity : 56%  
 Model No. : 8246B      Test Mode : Device CH39 Tx  
 Test Engineer: Richzhy

Frequency MHz	Antenna Factor dB/m	Cable Loss dB	Meter Reading Vertical dB $\mu$ V	Emission Level Vertical dB $\mu$ V/m	Over Limits dB	Limits dB $\mu$ V/m
65.890	9.63	1.59	12.21	23.44	-16.56	40.00
109.540	11.94	2.09	9.89	23.92	-19.58	43.50
193.930	9.58	2.91	16.91	29.40	-14.10	43.50
556.710	20.37	6.10	2.79	29.26	-16.75	46.00
827.340	22.51	7.35	3.57	33.44	-12.56	46.00
<b>934.040</b>	<b>24.12</b>	<b>7.81</b>	<b>3.96</b>	<b>35.89</b>	<b>-10.11</b>	<b>46.00</b>

- Remark: 1. All readings are Quasi-Peak values.  
 2. Emission Level = Antenna Factor + Cable Loss + Meter Reading  
 3. The worst emission was detected at 934.040MHz with corrected signal level of 35.89dB $\mu$ V/m(Limit is 46.00 dB $\mu$ V/m) when the antenna was at vertical polarization and at 1.1m high and the turn table was at 0°.  
 4. 0° was the table front facing the antenna. Degree is calculated from 0° clockwise facing the antenna.

Reviewer:

Caife Wang

Date of Test : Mar. 08, 2004 Temperature : 24°C  
 EUT : Lynx Wireless Controller For PS2 Humidity : 56%  
 Model No. : 8246B Test Mode : Device CH79 Tx  
 Test Engineer: Richzhy

Frequency MHz	Antenna Factor dB/m	Cable Loss dB	Meter Reading Horizontal dB $\mu$ V	Emission Level Horizontal dB $\mu$ V/m	Over Limits dB	Limits dB $\mu$ V/m
65.890	4.43	1.59	12.89	18.91	-21.09	40.00
193.930	9.32	2.91	15.87	28.10	-15.40	43.50
341.370	15.39	4.17	5.75	25.31	-20.69	46.00
539.250	18.16	6.08	2.65	26.89	-19.11	46.00
679.900	19.75	6.58	3.14	29.47	-16.53	46.00
<b>880.690</b>	<b>22.15</b>	<b>7.44</b>	<b>2.77</b>	<b>32.37</b>	<b>-13.63</b>	<b>46.00</b>

- Remark: 1. All readings are Quasi-Peak values.  
 2. Emission Level = Antenna Factor + Cable Loss + Meter Reading  
 3. 0 ° was the table front facing the antenna. Degree is calculated from 0 ° clockwise facing the antenna.

Reviewer:

Calke Wang

Date of Test : Mar. 08, 2004 Temperature : 24°C  
 EUT : Lynx Wireless Controller For Humidity : 56%  
           PS2  
 Model No. : 8246B Test Mode : Device CH79 Tx  
 Test Engineer: Richzhy

Frequency MHz	Antenna Factor dB/m	Cable Loss dB	Meter Reading Vertical dB $\mu$ V	Emission Level Vertical dB $\mu$ V/m	Over Limits dB	Limits dB $\mu$ V/m
65.890	9.63	1.59	13.02	24.25	-15.75	40.00
193.930	9.58	2.91	15.02	27.51	-15.99	43.50
426.730	16.81	4.76	3.52	25.08	-20.92	46.00
551.860	20.41	6.05	3.00	29.46	-16.54	46.00
765.260	21.37	7.02	3.14	31.54	-14.46	46.00
<b>905.910</b>	<b>23.60</b>	<b>7.70</b>	<b>3.27</b>	<b>34.57</b>	<b>-11.43</b>	<b>46.00</b>

Remark: 1. All readings are Quasi-Peak values.

2. Emission Level = Antenna Factor + Cable Loss + Meter Reading

3. 0 ° was the table front facing the antenna. Degree is calculated from 0 ° clockwise facing the antenna.

Reviewer:

Calke Wang



Date of Test : Mar. 08, 2004      Temperature : 24°C  
 EUT : Lynx Wireless Controller For PS2      Humidity : 56%  
 Model No. : 8246B      Test Mode : Device CH0 Rx  
 Test Engineer: Richzhy

Frequency MHz	Antenna Factor dB/m	Cable Loss dB	Meter Reading Horizontal dBμV	Emission Level Horizontal dBμV/m	Over Limits dB	Limits dBμV/m
30.970	15.92	1.06	5.31	22.29	-17.71	40.00
179.380	9.62	2.81	14.16	26.60	-16.90	43.50
193.930	9.32	2.91	16.89	29.12	-14.38	43.50
313.240	13.83	3.93	8.44	26.20	-19.80	46.00
578.050	19.17	6.16	4.74	30.07	-15.93	46.00
<b>693.480</b>	<b>20.45</b>	<b>6.54</b>	<b>6.01</b>	<b>33.00</b>	<b>-13.00</b>	<b>46.00</b>

- Remark: 1. All readings are Quasi-Peak values.  
 2. Emission Level = Antenna Factor + Cable Loss + Meter Reading  
 3. 0 ° was the table front facing the antenna. Degree is calculated from 0 ° clockwise facing the antenna.

Reviewer: *Choke Wang*

Date of Test : Mar. 08, 2004 Temperature : 24°C  
 EUT : Lynx Wireless Controller For PS2 Humidity : 56%  
 Model No. : 8246B Test Mode : Device CH0 Rx  
 Test Engineer: Richzhy

Frequency MHz	Antenna Factor dB/m	Cable Loss dB	Meter Reading Vertical dBμV	Emission Level Vertical dBμV/m	Over Limits dB	Limits dBμV/m
31.940	13.50	1.08	3.44	18.03	-21.97	40.00
66.860	9.97	1.60	11.40	22.97	-17.03	40.00
193.930	9.58	2.91	14.07	26.56	-16.94	43.50
437.400	16.85	4.96	4.78	26.59	-19.41	46.00
626.550	19.62	6.17	1.54	27.33	-18.67	46.00
<b>836.070</b>	<b>23.02</b>	<b>7.15</b>	<b>3.97</b>	<b>34.13</b>	<b>-11.87</b>	<b>46.00</b>

- Remark: 1. All readings are Quasi-Peak values.  
 2. Emission Level = Antenna Factor + Cable Loss + Meter Reading  
 3. 0 ° was the table front facing the antenna. Degree is calculated from 0 ° clockwise facing the antenna.

Reviewer: *Caife Wang*

Date of Test : Mar. 08, 2004      Temperature : 24°C  
 EUT : Lynx Wireless Controller For      Humidity : 56%  
       PS2  
 Model No. : 8246B      Test Mode : Device CH39 Rx  
 Test Engineer: Richzhy

Frequency MHz	Antenna Factor dB/m	Cable Loss dB	Meter Reading Horizontal dB $\mu$ V	Emission Level Horizontal dB $\mu$ V/m	Over Limits dB	Limits dB $\mu$ V/m
30.970	15.92	1.06	5.31	22.29	-17.71	40.00
179.380	9.62	2.81	14.16	26.60	-16.90	43.50
193.930	9.32	2.91	16.89	29.12	-14.38	43.50
313.240	13.83	3.93	8.44	26.20	-19.80	46.00
578.050	19.17	6.16	4.74	30.07	-15.93	46.00
<b>693.480</b>	<b>20.45</b>	<b>6.54</b>	<b>6.01</b>	<b>33.00</b>	<b>-13.00</b>	<b>46.00</b>

- Remark: 1. All readings are Quasi-Peak values.  
 2. Emission Level = Antenna Factor + Cable Loss + Meter Reading  
 3. 0 ° was the table front facing the antenna. Degree is calculated from 0 °  
 clockwise facing the antenna.

Reviewer: 

Date of Test : Mar. 08, 2004 Temperature : 24°C  
 EUT : Lynx Wireless Controller For PS2 Humidity : 56%  
 Model No. : 8246B Test Mode : Device CH39 Rx  
 Test Engineer: Richzhy

Frequency MHz	Antenna Factor dB/m	Cable Loss dB	Meter Reading Vertical dB $\mu$ V	Emission Level Vertical dB $\mu$ V/m	Over Limits dB	Limits dB $\mu$ V/m
31.940	13.50	1.08	3.44	18.03	-21.97	40.00
65.890	9.63	1.59	13.06	24.29	-15.71	40.00
193.930	9.58	2.91	14.07	26.56	-16.94	43.50
562.530	20.05	6.13	2.48	28.66	-17.34	46.00
752.650	21.32	6.86	2.05	30.23	-15.77	46.00
<b>918.520</b>	<b>23.73</b>	<b>7.67</b>	<b>3.15</b>	<b>34.55</b>	<b>-11.45</b>	<b>46.00</b>

- Remark: 1. All readings are Quasi-Peak values.  
 2. Emission Level = Antenna Factor + Cable Loss + Meter Reading  
 3. 0 ° was the table front facing the antenna. Degree is calculated from 0 ° clockwise facing the antenna.

Reviewer:

Choke Wang

Date of Test : Feb. 20, 2004      Temperature : 24°C  
 EUT : Lynx Wireless Controller For PS2      Humidity : 56%  
 Model No. : 8246B      Test Mode : Device CH79 Rx  
 Test Engineer: Richzhy

Frequency MHz	Antenna Factor dB/m	Cable Loss dB	Meter Reading Horizontal dBμV	Emission Level Horizontal dBμV/m	Over Limits dB	Limits dBμV/m
31.940	15.37	1.08	4.95	21.40	-18.60	40.00
179.380	9.62	2.81	14.16	26.60	-16.90	43.50
193.930	9.32	2.91	16.89	29.12	-14.38	43.50
313.240	13.83	3.93	8.44	26.20	-19.80	46.00
577.080	19.17	6.16	6.30	31.63	-14.37	46.00
<b>693.480</b>	<b>20.45</b>	<b>6.54</b>	<b>6.01</b>	<b>33.00</b>	<b>-13.00</b>	<b>46.00</b>

- Remark: 1. All readings are Quasi-Peak values.  
 2. Emission Level = Antenna Factor + Cable Loss + Meter Reading  
 3. The worst emission was detected at 693.480MHz with corrected signal level of 33.00dBμV/m(Limit is 46.00 dBμV/m) when the antenna was at horizontal polarization and at 1.2m high and the turn table was at 180 ° .  
 4. 0 ° was the table front facing the antenna. Degree is calculated from 0 ° clockwise facing the antenna.

Reviewer: 

Date of Test : Feb. 20, 2004 Temperature : 24°C  
 EUT : Lynx Wireless Controller For PS2 Humidity : 56%  
 Model No. : 8246B Test Mode : Device CH79 Rx  
 Test Engineer: Richzhy

Frequency MHz	Antenna Factor dB/m	Cable Loss dB	Meter Reading Vertical dB $\mu$ V	Emission Level Vertical dB $\mu$ V/m	Over Limits dB	Limits dB $\mu$ V/m
65.890	9.63	1.59	13.06	24.29	-15.71	40.00
145.430	11.54	2.49	5.97	20.00	-23.50	43.50
193.930	9.58	2.91	14.07	26.56	-16.94	43.50
439.340	16.88	4.91	5.90	27.69	-18.31	46.00
567.380	19.76	6.13	4.02	29.91	-16.10	46.00
<b>838.010</b>	<b>23.09</b>	<b>7.30</b>	<b>3.97</b>	<b>34.36</b>	<b>-11.64</b>	<b>46.00</b>

- Remark: 1. All readings are Quasi-Peak values.  
 2. Emission Level = Antenna Factor + Cable Loss + Meter Reading  
 3. The worst emission was detected at 838.010MHz with corrected signal level of 34.36dB $\mu$ V/m(Limit is 46.00 dB $\mu$ V/m) when the antenna was at vertical polarization and at 1.2m high and the turn table was at 0° .  
 4. 0° was the table front facing the antenna. Degree is calculated from 0° clockwise facing the antenna.

Reviewer:

Caife Wang

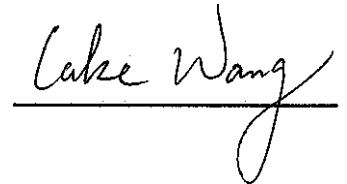
Date of Test :	<u>Feb. 20, 2004</u>	Temperature :	<u>23°C</u>
EUT :	<u>Lynx Wireless Controller For PS2</u>	Humidity :	<u>54%</u>
Model No. :	<u>8246B</u>	Test Mode :	<u>Device CH0 Tx</u>
Test Engineer:	<u>Richzhy</u>		

Frequency MHz	Antenna Factor dB	Cable Loss dB	Meter Reading Horizontal dBμV	Emission Level Horizontal dBμV/m	Over Limits dB	Limits dBμV/m	Remark
4804.230	33.00	4.62	1.58	39.20	-14.80	54.00	Average
7206.300	34.66	5.90	3.74	44.30	-9.70	54.00	Average
4804.230	33.00	4.62	1.88	39.50	-34.50	74.00	Peak
7206.300	34.66	5.90	3.74	44.30	-29.70	44.00	Peak

Frequency MHz	Antenna Factor dB	Cable Loss dB	Meter Reading Vertical dBμV	Emission Level Vertical dBμV/m	Over Limits dB	Limits dBμV/m	Remark
4804.230	33.00	4.62	1.78	39.40	-14.60	54.00	Average
7206.300	34.66	5.90	2.53	43.09	-10.91	54.00	Average
4804.230	33.00	4.62	1.88	39.50	-34.50	74.00	Peak
7206.300	34.66	5.90	2.73	43.29	-30.71	74.00	Peak

- Remark: 1. All readings are Peak and Average values.  
 2. Emission Level = Antenna Factor + Cable Loss + Meter Reading  
 3. The bandwidth of the RBW is set at 1MHz and VBW is set at 1MHz.

Reviewer:

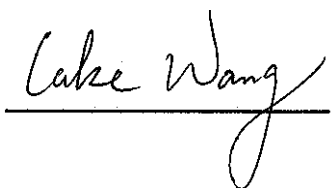


Date of Test : Feb. 20, 2004 Temperature : 23°C  
 EUT : Lynx Wireless Controller For PS2 Humidity : 54%  
 Model No. : 8246B Test Mode : Device CH39 Tx  
 Test Engineer: Richzhy

Frequency MHz	Antenna Factor dB	Cable Loss dB	Meter Reading Horizontal dBμV	Emission Level Horizontal dBμV/m	Over Limits dB	Limits dBμV/m	Remark
4882.120	33.10	4.69	7.23	45.02	-8.98	54.00	Average
7323.030	34.76	5.97	2.33	43.06	-10.94	54.00	Average
4882.120	33.10	4.69	10.01	47.80	-26.20	74.00	Peak
7323.030	34.76	5.97	5.02	45.75	-28.25	44.00	Peak

Frequency MHz	Antenna Factor dB	Cable Loss dB	Meter Reading Vertical dBμV	Emission Level Vertical dBμV/m	Over Limits dB	Limits dBμV/m	Remark
4882.120	33.10	4.69	2.27	40.06	-13.94	54.00	Average
7323.030	34.76	5.97	0.52	41.25	-12.75	54.00	Average
4882.120	33.10	4.69	3.71	41.50	-32.50	74.00	Peak
7323.030	34.76	5.97	2.07	42.80	-31.20	74.00	Peak

- Remark: 1. All readings are Peak and Average values.  
 2. Emission Level = Antenna Factor + Cable Loss + Meter Reading  
 3. The bandwidth of the RBW is set at 1MHz and VBW is set at 1MHz.

Reviewer: 



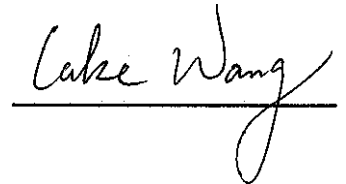
Date of Test :	<u>Feb. 20, 2004</u>	Temperature :	<u>23°C</u>
EUT :	<u>Lynx Wireless Controller For PS2</u>	Humidity :	<u>54%</u>
Model No. :	<u>8246B</u>	Test Mode :	<u>Device CH79 Tx</u>
Test Engineer:	<u>Richzhy</u>		

Frequency MHz	Antenna Factor dB	Cable Loss dB	Meter Reading Horizontal dB $\mu$ V	Emission Level Horizontal dB $\mu$ V/m	Over Limits dB	Limits dB $\mu$ V/m	Remark
4962.110	33.17	4.74	7.99	45.90	-8.10	54.00	Average
7443.000	34.85	6.03	3.82	44.70	-9.30	54.00	Average
4962.110	33.17	4.74	10.34	48.25	-25.75	74.00	Peak
7443.000	34.85	6.03	6.62	47.50	-26.50	44.00	Peak

Frequency MHz	Antenna Factor dB	Cable Loss dB	Meter Reading Vertical dB $\mu$ V	Emission Level Vertical dB $\mu$ V/m	Over Limits dB	Limits dB $\mu$ V/m	Remark
4962.110	33.17	4.74	8.39	46.30	-7.70	54.00	Average
7443.000	34.85	6.03	4.22	45.10	-8.90	54.00	Average
4962.110	33.17	4.74	10.34	48.25	-25.75	74.00	Peak
7443.000	34.85	6.03	5.62	46.50	-27.50	74.00	Peak

- Remark: 1. All readings are Peak and Average values.  
 2. Emission Level = Antenna Factor + Cable Loss + Meter Reading  
 3. The bandwidth of the RBW is set at 1MHz and VBW is set at 1MHz.

Reviewer:

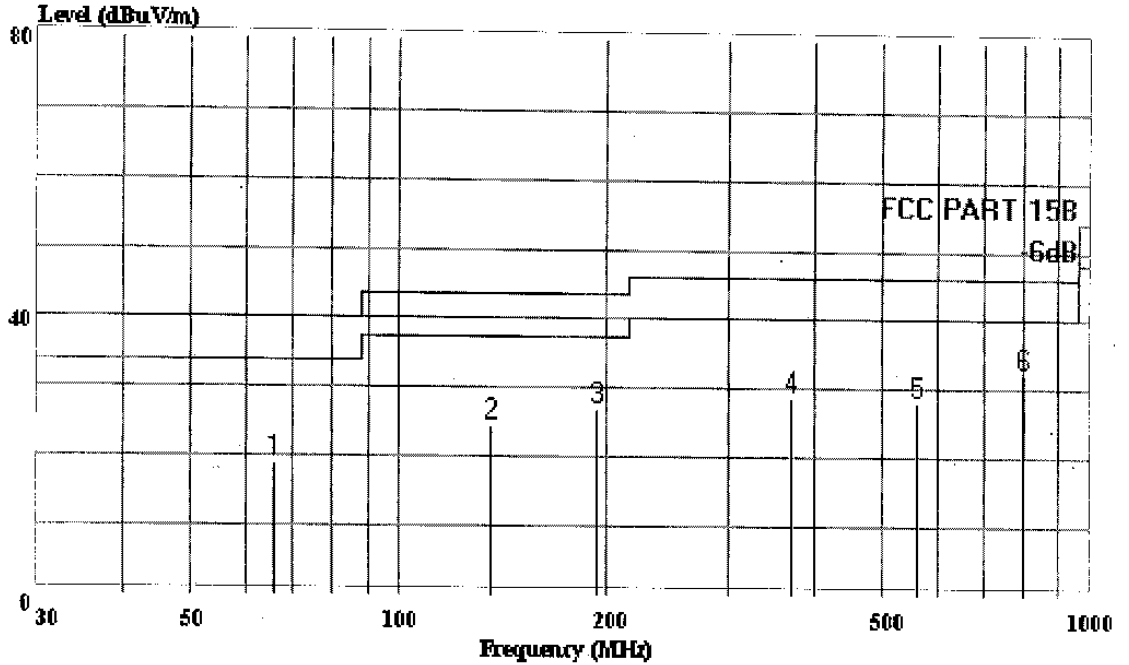




AUDIX TECHNOLOGY (SHENZHEN) CO., LTD.

Shenzhen Science & Ind. Park  
 Tel: 0755-26639495~7  
 Fax: 0755-26632877

Data#: 55 File#: Mad Catz.EMI Date: 2004-03-08 Time: 09:50:09



AUDIX TECHNOLOGY (SHENZHEN) CO., LTD. (3# Chamber)

Trace:

Ref Trace:

Condition: FCC PART 15B 3m 2598FACTOR HORIZONTAL  
 EUT : Lvx Wireless Controller for PS2  
 M/N : 8246B  
 Power : DC6V(Battery)  
 Test Engineer: Richzhy  
 Comment : Temp:24°C Humi:56%  
 Memo : Device CH0 Tx

Page: 1

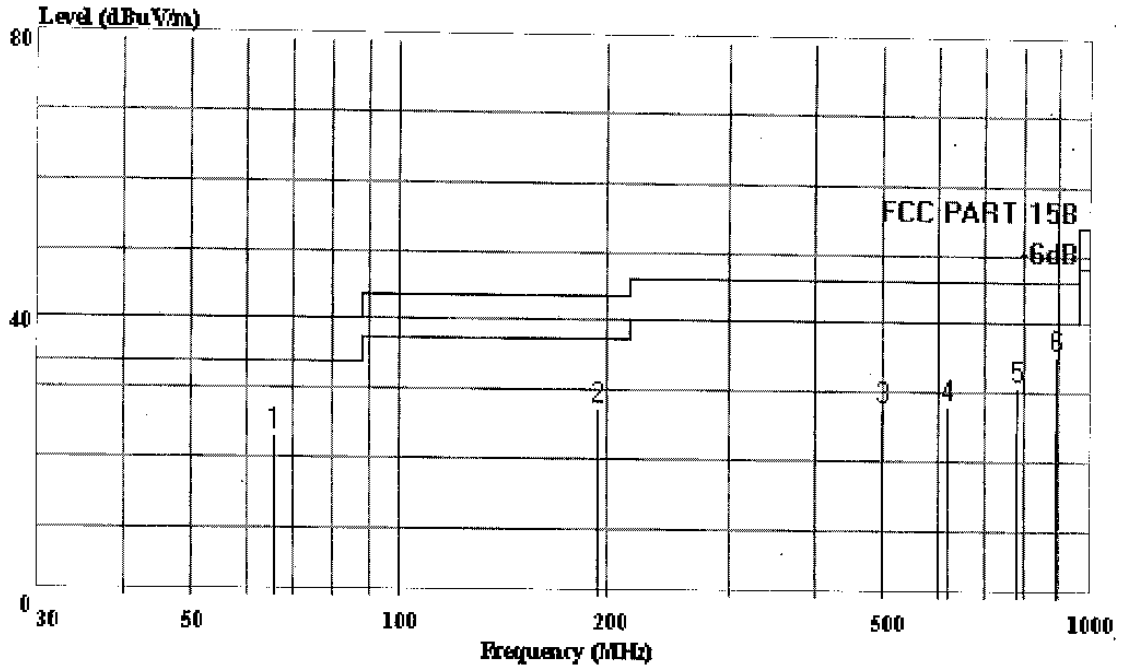
	Freq	Level	Limit	Over	Read	Cable	Probe
	MHz	dBuV/m	dBuV/m	Limit	Level	Loss	Factor
				dB	dBuV	dB	dB
1	65.890	19.07	40.00	-20.93	13.05	1.59	4.43
2	135.730	24.63	43.50	-18.87	10.78	2.35	11.50
3	193.930	27.11	43.50	-16.39	14.88	2.91	9.32
4	371.440	28.67	46.00	-17.33	8.49	4.37	15.80
5	560.590	28.11	46.00	-17.89	2.59	6.18	19.34
6	799.210	32.17	46.00	-13.83	3.58	7.04	21.54



AUDIX TECHNOLOGY (SHENZHEN) CO., LTD.

Shenzhen Science & Ind. Park  
Tel: 0755-26639495~7  
Fax: 0755-26632877

Data#: 54 File#: Mad Catz.EMI Date: 2004-03-08 Time: 09:49:44



AUDIX TECHNOLOGY (SHENZHEN) CO., LTD. (3# Chamber)

Trace:

Ref Trace:

Condition: FCC PART 15B 3m 2598FACTOR VERTICAL  
EUT : Tvx Wireless Controller for PS2  
M/N : 8246B  
Power : DC6V(Battery)  
Test Engineer: Richzhv  
Comment : Temp:24'C Humi:56%  
Memo : Device CH0 Tx

Page: 1

	Freq	Level	Limit	Over	Read	Cable	Probe
	MHz	dBuV/m	Line	Limit	Level	Loss	Factor
			dBuV/m	dB	dBuV	dB	dB
1	65.890	23.26	40.00	-16.74	12.03	1.59	9.63
2	193.930	27.25	43.50	-16.25	14.76	2.91	9.58
3	501.420	27.61	46.00	-18.39	3.18	5.56	18.87
4	618.790	27.90	46.00	-18.10	1.76	6.45	19.69
5	780.780	30.99	46.00	-15.01	2.26	7.20	21.53
6	889.420	35.41	46.00	-10.59	4.44	7.44	23.54



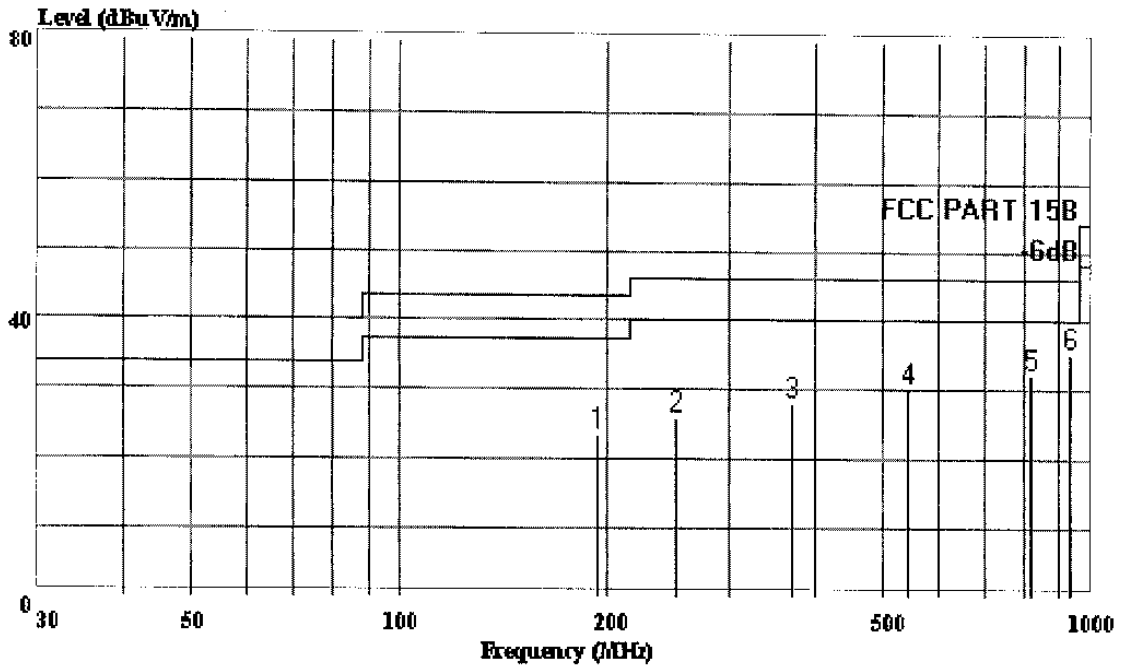
AUDIX TECHNOLOGY (SHENZHEN) CO., LTD.

Shenzhen Science & Ind. Park

Tel: 0755-26639495~7

Fax: 0755-26632877

Data#: 38 File#: Mad Catz.EMI Date: 2004-02-20 Time: 22:46:42



AUDIX TECHNOLOGY (SHENZHEN) CO., LTD. (3# Chamber)

Trace:

Ref Trace:

Condition: FCC PART 15B 3m 2598FACTOR HORIZONTAL  
 EUT : Lvx Wireless Controller for PS2  
 M/N : 8246B  
 Power : DC6V(Battery)  
 Test Engineer: Richzhv  
 Comment : Tempo:24'C Humi:56%  
 Memo : Device CH39 Tx  
 : AntPos:1.1m TablePos:0'

Page: 1

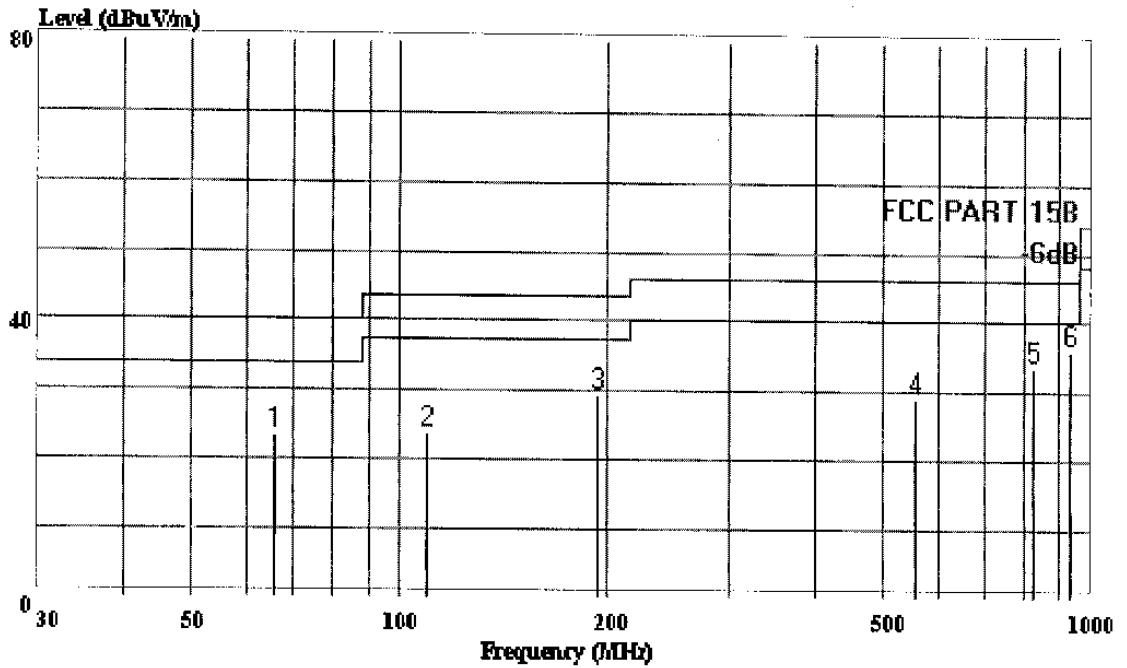
	Freq	Level	Limit	Over	Read	Cable	Probe
	MHz	dBuV/m	dBuV/m	dB	dBuV	dB	dB
1	193.930	23.68	43.50	-19.82	11.45	2.91	9.32
2	252.130	26.09	46.00	-19.91	10.05	3.41	12.63
3	371.440	28.04	46.00	-17.96	7.86	4.37	15.80
4	546.040	30.22	46.00	-15.78	5.57	6.12	18.53
5	816.670	32.32	46.00	-13.68	3.58	7.14	21.61
6	934.040	35.39	46.00	-10.61	4.51	7.81	23.07



AUDIX TECHNOLOGY (SHENZHEN) CO., LTD.

Shenzhen Science & Ind. Park  
 Tel: 0755-26639495~7  
 Fax: 0755-26632877

Data#: 39 File#: Mad Catz.EMI Date: 2004-02-20 Time: 22:47:04



AUDIX TECHNOLOGY (SHENZHEN) CO., LTD. (3# Chamber)

Trace:

Ref Trace:

Condition: FCC PART 15B 3m 2598FACTOR VERTICAL.  
 EUT : Lvx Wireless Controller for PS2  
 M/N : 8246B  
 Power : DC6V (Battery)  
 Test Engineer: Richzhv  
 Comment : Temp:24''C Humi:56%  
 Memo : Device CH39 Tx  
 : AntPos:1.1m TablePos:0'

Page: 1

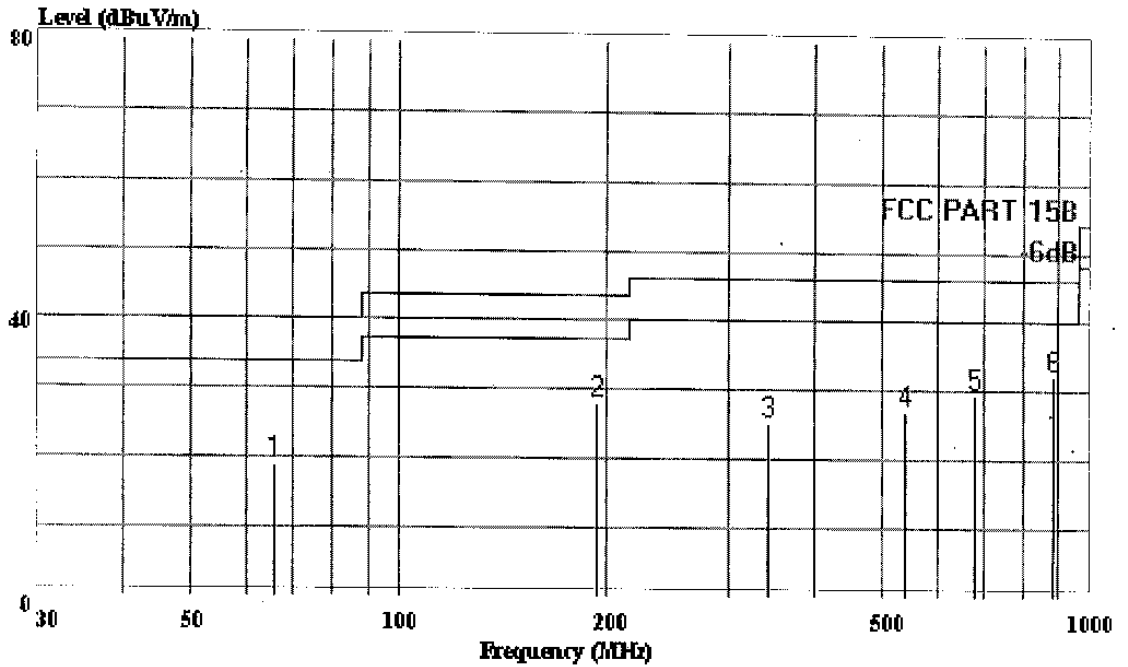
	Freq	Level	Limit	Over	Read	Cable	Probe
	MHz	dBuV/m	Line	Limit	Level	Loss	Factor
			dBuV/m	dB	dBuV	dB	dB
1	65.890	23.44	40.00	-16.56	12.21	1.59	9.63
2	109.540	23.92	43.50	-19.58	9.89	2.09	11.94
3	193.930	29.40	43.50	-14.10	16.91	2.91	9.58
4	556.710	29.26	46.00	-16.75	2.79	6.10	20.37
5	827.340	33.44	46.00	-12.56	3.57	7.35	22.51
6	934.040	35.89	46.00	-10.11	3.96	7.81	24.12



AUDIX TECHNOLOGY (SHENZHEN) CO., LTD.

Shenzhen Science & Ind. Park  
 Tel: 0755-26639495~7  
 Fax: 0755-26632877

Data#: 53 File#: Mad Catz.EMI Date: 2004-03-08 Time: 09:49:19



AUDIX TECHNOLOGY (SHENZHEN) CO., LTD. (3# Chamber)

Trace:

Ref Trace:

Condition: FCC PART 15B 3m 2598FACTOR HORIZONTAL  
 EUT : Ivox Wireless Controller for PS2  
 M/N : 8246B  
 Power : DC6V(Battery)  
 Test Engineer: Richzhy  
 Comment : Temp:24'C Humi:56%  
 Memo : Device CH79 Tx

Page: 1

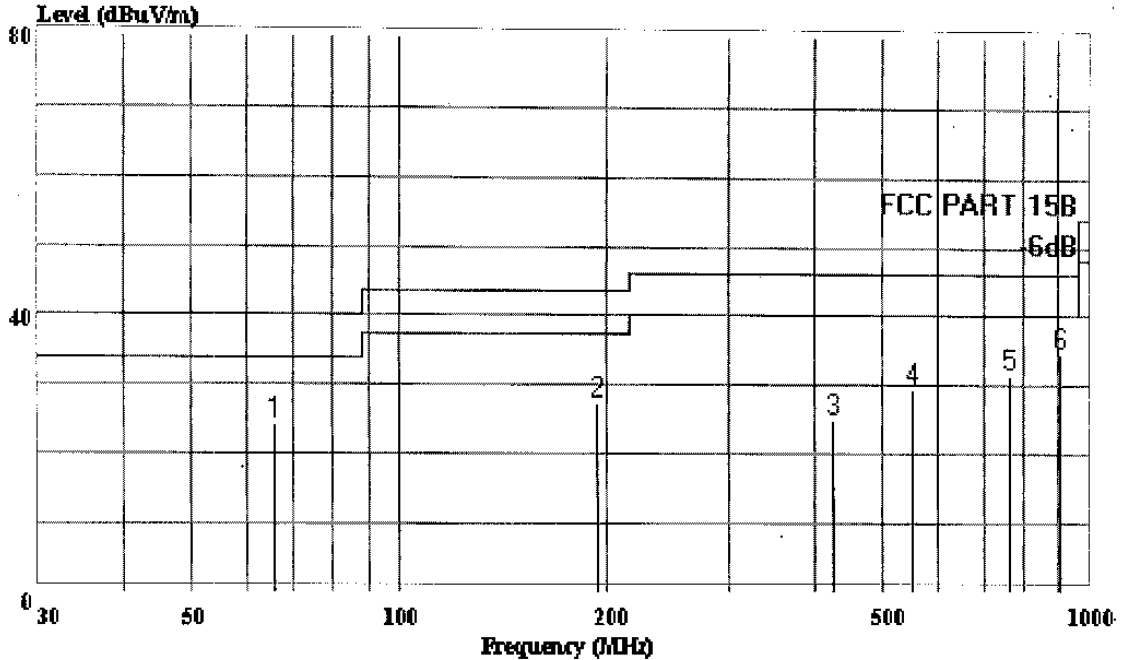
	Freq	Level	Limit	Over	Read	Cable	Probe
	MHz	dBuV/m	Line	Limit	Level	Loss	Factor
			dBuV/m	dB	dBuV	dB	dB
1	65.890	18.91	40.00	-21.09	12.89	1.59	4.43
2	193.930	28.10	43.50	-15.40	15.87	2.91	9.32
3	341.370	25.31	46.00	-20.69	5.75	4.17	15.39
4	539.250	26.89	46.00	-19.11	2.65	6.08	18.16
5	679.900	29.47	46.00	-16.53	3.14	6.58	19.75
6	880.690	32.37	46.00	-13.63	2.77	7.44	22.15



AUDIX TECHNOLOGY (SHENZHEN) CO., LTD.

Shenzhen Science & Ind. Park  
 Tel: 0755-26639495~7  
 Fax: 0755-26632877

Data#: 52 File#: Mad Catz.EMI Date: 2004-03-08 Time: 09:48:54



AUDIX TECHNOLOGY (SHENZHEN) CO., LTD. (3# Chamber)

Trace:

Ref Trace:

Condition: FCC PART 15B 3m 2598FACTOR VERTICAL  
 RUT : Tynx Wireless Controller for PS2  
 M/N : 8246B  
 Power : DC6V(Battery)  
 Test Engineer: Richzhv  
 Comment : Temp:24'C Humi:56%  
 Memo : Device CH79 Tx

Page: 1

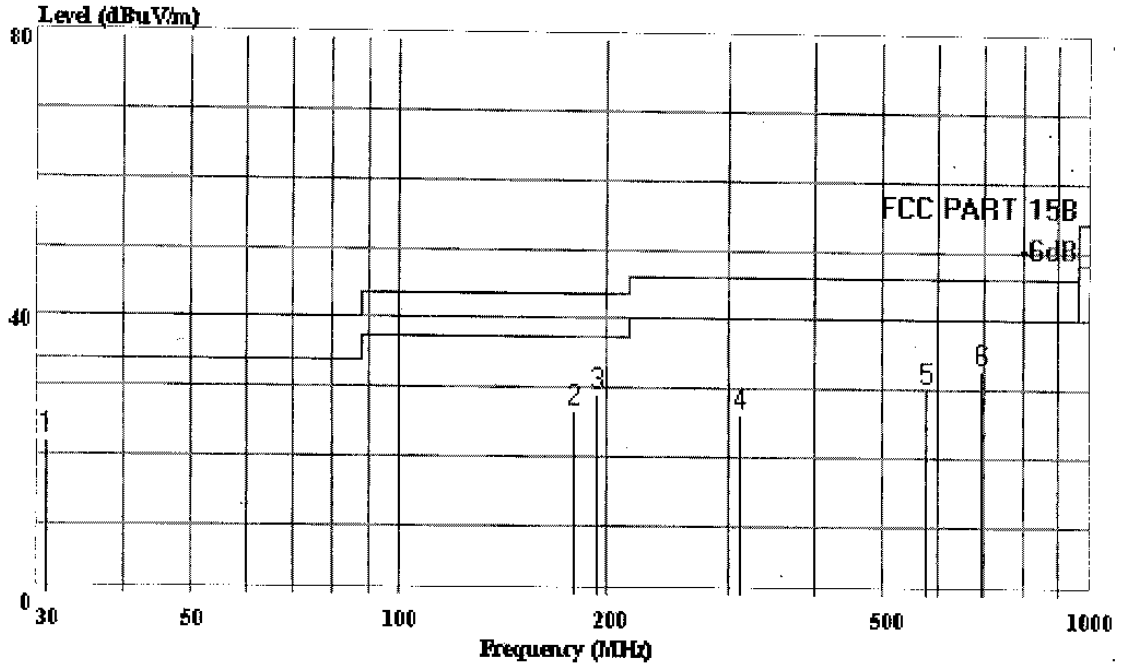
	Freq	Level	Limit	Over	Read	Cable	Probe
	MHz	dBuV/m	dBuV/m	dB	dBuV	dB	dB
1	65.890	24.25	40.00	-15.75	13.02	1.59	9.63
2	193.930	27.51	43.50	-15.99	15.02	2.91	9.58
3	426.730	25.08	46.00	-20.92	3.52	4.76	16.81
4	551.860	29.46	46.00	-16.54	3.00	6.05	20.41
5	765.260	31.54	46.00	-14.46	3.14	7.02	21.37
6	905.910	34.57	46.00	-11.43	3.27	7.70	23.60



AUDIX TECHNOLOGY (SHENZHEN) CO., LTD.

Shenzhen Science & Ind. Park  
 Tel: 0755-26639495~7  
 Fax: 0755-26632877

Data#: 56 File#: Mad Catz.EMI Date: 2004-03-08 Time: 09:50:34



AUDIX TECHNOLOGY (SHENZHEN) CO., LTD. (3# Chamber)

Trace:

Ref Trace:

Condition: FCC PART 15B 3m 2598FACTOR HORIZONTAL  
 EUT : I.vnx Wireless Controller for PS2  
 M/N : 8246B  
 Power : DC6V(Battery)  
 Test Engineer: Richzhv  
 Comment : Temp:24'C Humi:56%  
 Memo : Device CH0 Rx

Page: 1

	Freq	Level	Limit	Over	Read	Cable	Probe
	MHz	dBuV/m	dBuV/m	dB	dBuV	dB	dB
1	30.970	22.29	40.00	-17.71	5.31	1.06	15.92
2	179.380	26.60	43.50	-16.90	14.16	2.81	9.62
3	193.930	29.12	43.50	-14.38	16.89	2.91	9.32
4	313.240	26.20	46.00	-19.80	8.44	3.93	13.83
5	578.050	30.07	46.00	-15.93	4.74	6.16	19.17
6	693.480	33.00	46.00	-13.00	6.01	6.54	20.45

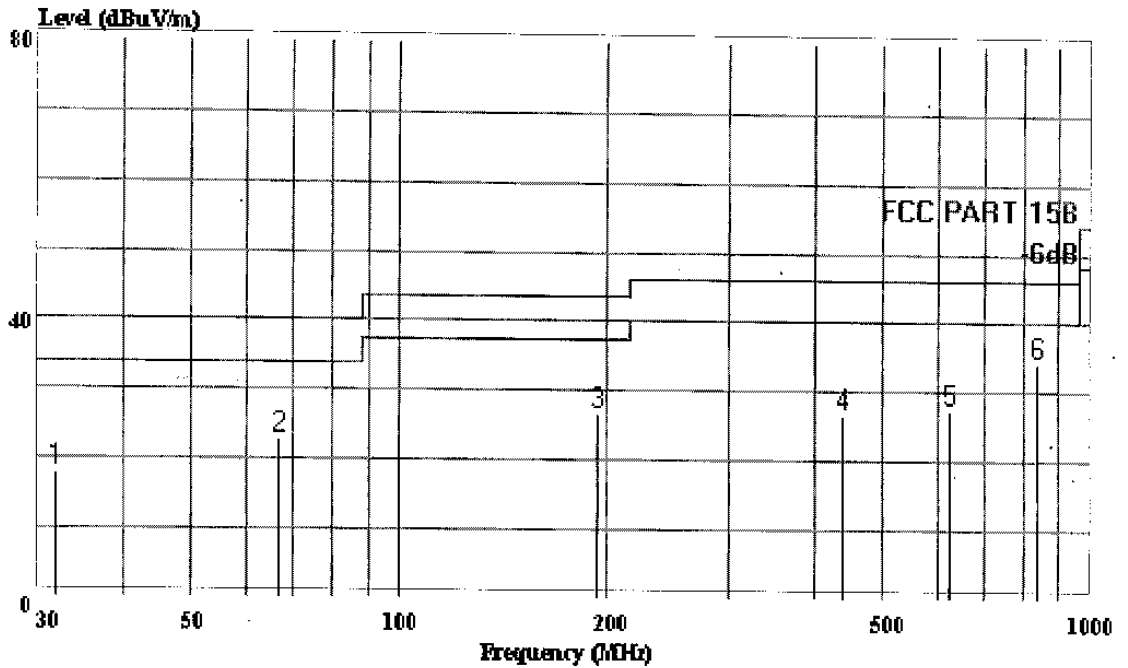




AUDIX TECHNOLOGY (SHENZHEN) CO., LTD.

Shenzhen Science & Ind. Park  
 Tel: 0755-26639495~7  
 Fax: 0755-26632877

Data#: 57 File#: Mad Catz.EMI Date: 2004-03-08 Time: 09:50:59



AUDIX TECHNOLOGY (SHENZHEN) CO., LTD. (3# Chamber)

Trace:

Ref Trace:

Condition: FCC PART 15B 3m 2598FACTOR VERTICAL.  
 EUT : Lvx Wireless Controller for PS2  
 M/N : 8246B  
 Power : DC6V(Battery)  
 Test Engineer: Richzhv  
 Comment : Temp:24'C Humi:56%  
 Memo : Device CH0 Rx

Page: 1

	Freq	Level	Limit	Over	Read	Cable	Probe
	MHz	dBuV/m	dBuV/m	Limit	Level	Loss	Factor
				dB	dBuV	dB	dB
1	31.940	18.03	40.00	-21.97	3.44	1.08	13.50
2	66.860	22.97	40.00	-17.03	11.40	1.60	9.97
3	193.930	26.56	43.50	-16.94	14.07	2.91	9.58
4	437.400	26.59	46.00	-19.41	4.78	4.96	16.85
5	626.550	27.33	46.00	-18.67	1.54	6.17	19.62
6	836.070	34.13	46.00	-11.87	3.97	7.15	23.02



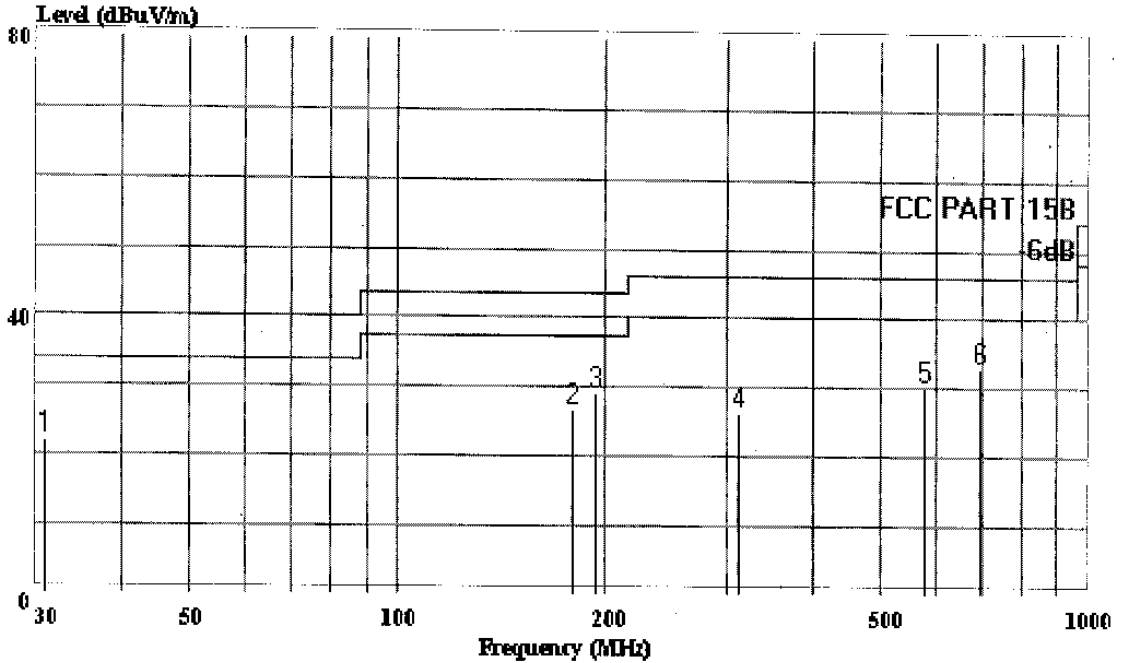
AUDIX TECHNOLOGY (SHENZHEN) CO., LTD.

Shenzhen Science & Ind. Park

Tel: 0755-26639495~7

Fax: 0755-26632877

Data#: 58 File#: Mad Catz.EMI Date: 2004-03-08 Time: 09:51:28



AUDIX TECHNOLOGY (SHENZHEN) CO., LTD. (3# Chamber)

Trace:

Ref Trace:

Condition: FCC PART 15B 3m 2598FACTOR HORIZONTAL.  
 EUT : Ivox Wireless Controller for PS2  
 M/N : 8246B  
 Power : DC6V(Battery)  
 Test Engineer: Richzhy  
 Comment : Temp:24''C Humi:56%  
 Memo : Device CH39 Rx

Page: 1

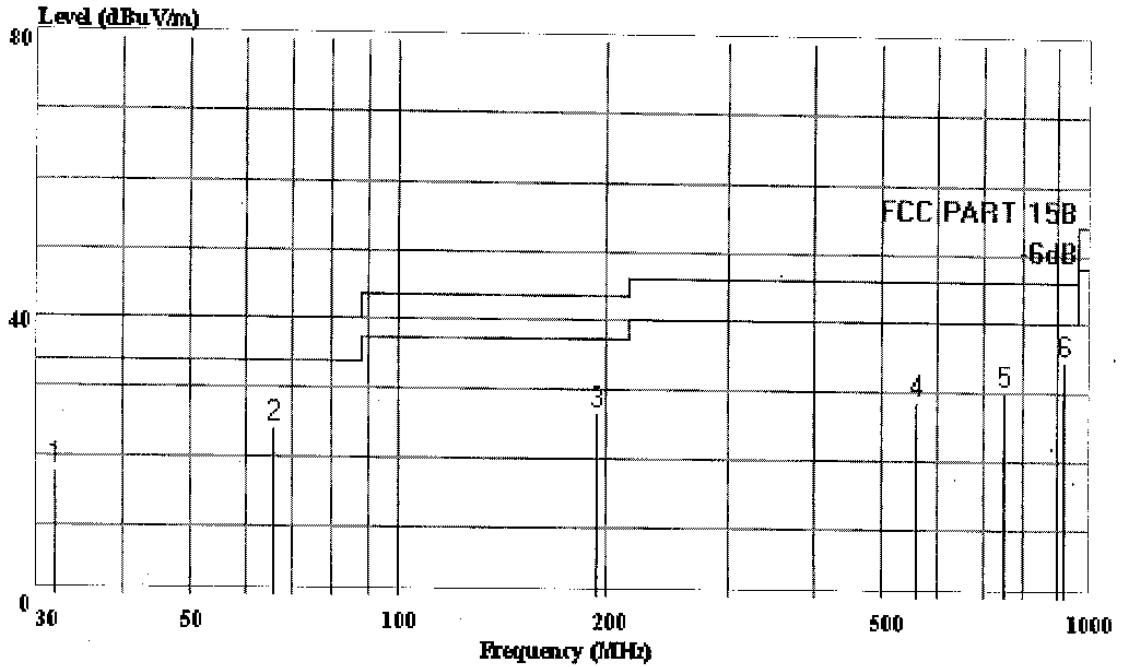
	Freq	Level	Limit	Over	Read	Cable	Probe
	MHz	dBuV/m	Line	Limit	Level	Loss	Factor
			dBuV/m	dB	dBuV	dB	dB
1	30.970	22.29	40.00	-17.71	5.31	1.06	15.92
2	179.380	26.60	43.50	-16.90	14.16	2.81	9.62
3	193.930	29.12	43.50	-14.38	16.89	2.91	9.32
4	313.240	26.20	46.00	-19.80	8.44	3.93	13.83
5	578.050	30.07	46.00	-15.93	4.74	6.16	19.17
6	693.480	33.00	46.00	-13.00	6.01	6.54	20.45



AUDIX TECHNOLOGY (SHENZHEN) CO., LTD.

Shenzhen Science & Ind. Park  
 Tel: 0755-26639495~7  
 Fax: 0755-26632877

Data#: 59 File#: Mad Catz.EMI Date: 2004-03-08 Time: 09:51:51



AUDIX TECHNOLOGY (SHENZHEN) CO., LTD. (3# Chamber)

Trace:

Ref Trace:

Condition: FCC PART 15B 3m 2598FACTOR VERTICAL  
 EUT : Ivox Wireless Controller for PS2  
 M/N : 8246B  
 Power : DC6V(Battery)  
 Test Engineer: Richzhy  
 Comment : Temp:24'C Humi:56%  
 Memo : Device CH39 Rx

Page: 1

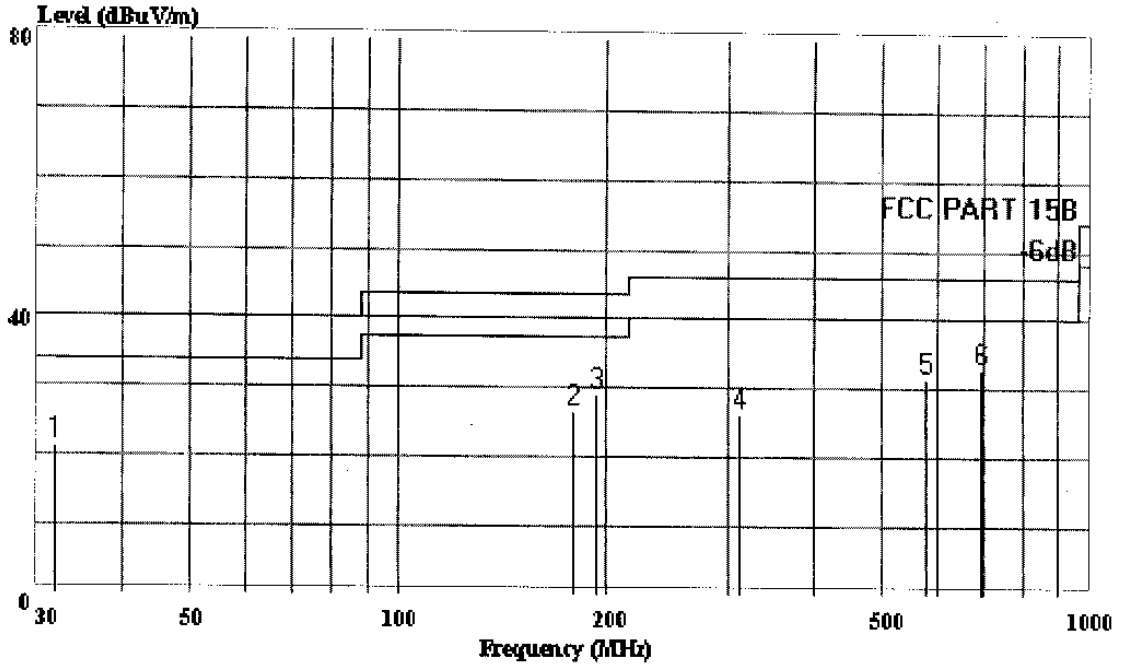
	Freq	Level	Limit	Over	Read	Cable	Probe
	MHz	dBuV/m	Line	Limit	Level	Loss	Factor
			dBuV/m	dB	dBuV	dB	dB
1	31.940	18.03	40.00	-21.97	3.44	1.08	13.50
2	65.890	24.29	40.00	-15.71	13.06	1.59	9.63
3	193.930	26.56	43.50	-16.94	14.07	2.91	9.58
4	562.530	28.66	46.00	-17.34	2.48	6.13	20.05
5	752.650	30.23	46.00	-15.77	2.05	6.86	21.32
6	918.520	34.55	46.00	-11.45	3.15	7.67	23.73



AUDIX TECHNOLOGY (SHENZHEN) CO., LTD.

Shenzhen Science & Ind. Park  
Tel: 0755-26639495~7  
Fax: 0755-26632877

Data#: 40 File#: Mad Catz.EMI Date: 2004-02-20 Time: 22:49:29



AUDIX TECHNOLOGY (SHENZHEN) CO., LTD. (3# Chamber)

Trace:

Ref Trace:

Condition: FCC PART 15B 3m 2598FACTOR HORIZONTAL  
EUT : Lvx Wireless Controller for PS2  
M/N : 8246B  
Power : DC6V(Battery)  
Test Engineer: Richzhv  
Comment : Temp:24''C Humi:56%  
Memo :- Device CH79 Rx  
: AntPos:1.2m TablePos:180'

Page: 1

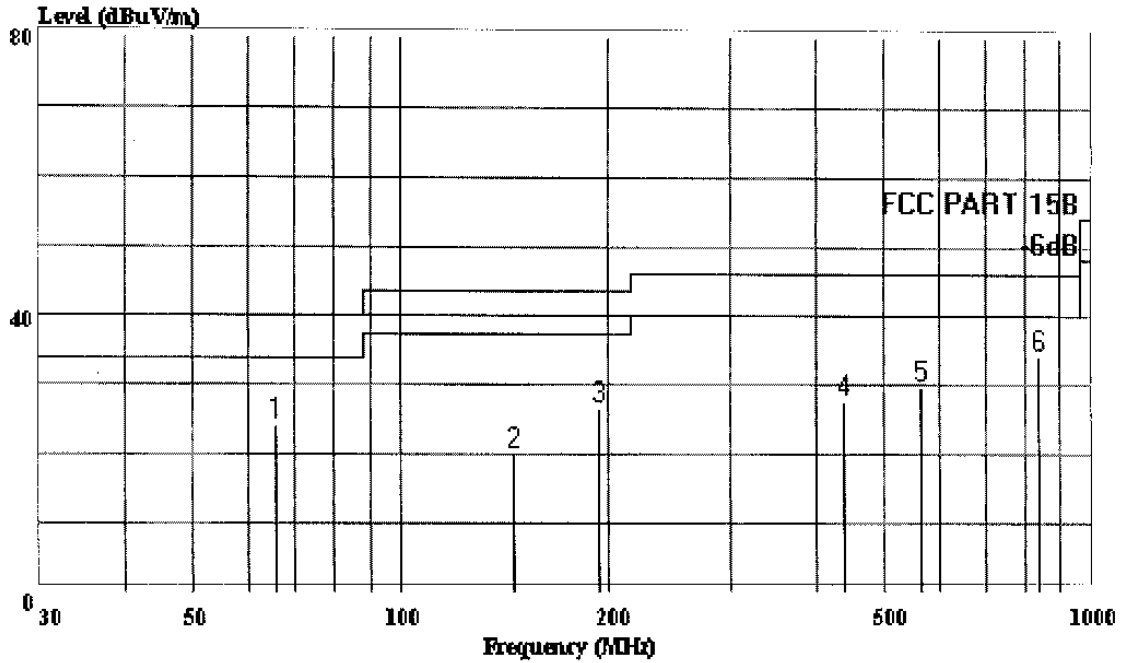
	Freq	Level	Limit	Over	Read	Cable	Probe
	MHz	dBuV/m	dBuV/m	dB	dBuV	dB	dB
1	31.940	21.40	40.00	-18.60	4.95	1.08	15.37
2	179.380	26.60	43.50	-16.90	14.16	2.81	9.62
3	193.930	29.12	43.50	-14.38	16.89	2.91	9.32
4	313.240	26.20	46.00	-19.80	8.44	3.93	13.83
5	577.080	31.63	46.00	-14.37	6.30	6.16	19.17
6	693.480	33.00	46.00	-13.00	6.01	6.54	20.45



AUDIX TECHNOLOGY (SHENZHEN) CO., LTD.

Shenzhen Science & Ind. Park  
 Tel: 0755-26639495~7  
 Fax: 0755-26632877

Data#: 41 File#: Mad Catz.EMI Date: 2004-02-20 Time: 22:51:06



AUDIX TECHNOLOGY (SHENZHEN) CO., LTD. (3# Chamber)

Trace:

Ref Trace:

Condition: FCC PART 15B 3m 2598FACTOR VERTICAL  
 EUT : lvnx Wireless Controller for PS2  
 M/N : 8246B  
 Power : DC6V(Battery)  
 Test Engineer: Richzhv  
 Comment : Temp:24'C Humi:56%  
 Memo : Device CH79 Rx  
 : AntPos:1.2m TablePos:0'

Page: 1

	Freq	Level	Limit	Over	Read	Cable	Probe
	MHz	dBuV/m	dBuV/m	dB	dBuV	dB	dB
1	65.890	24.29	40.00	-15.71	13.06	1.59	9.63
2	145.430	20.00	43.50	-23.50	5.97	2.49	11.54
3	193.930	26.56	43.50	-16.94	14.07	2.91	9.58
4	439.340	27.69	46.00	-18.31	5.90	4.91	16.88
5	567.380	29.91	46.00	-16.10	4.02	6.13	19.76
6	838.010	34.36	46.00	-11.64	3.97	7.30	23.09

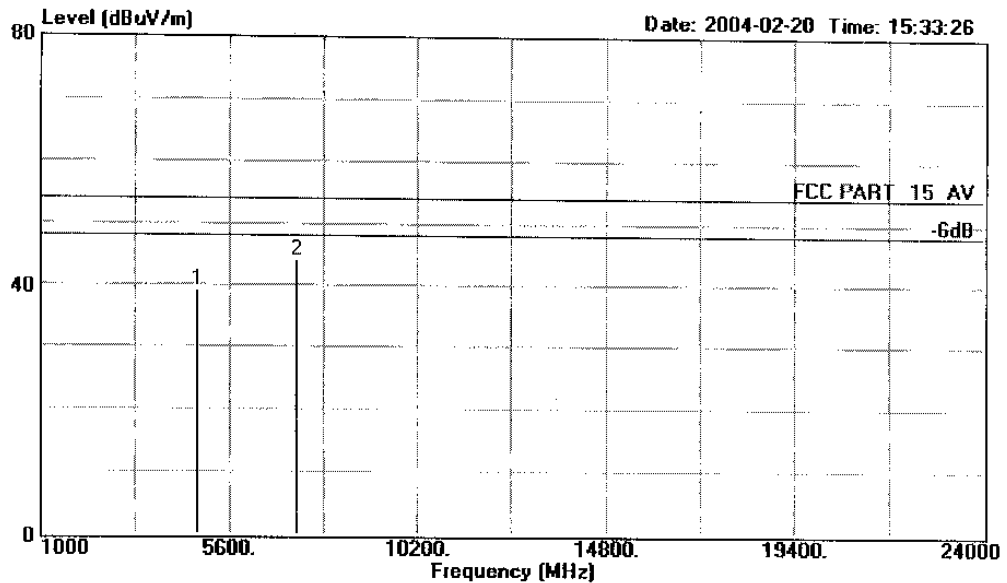


信華科技(深圳)有限公司

AUDIX Technology (Shenzhen) Co., Ltd.

No. 6, Ke Feng Road, Block 52,  
Shenzhen Science & Industry Park  
Nantou, Shenzhen, Guangdong, China  
Tel:+86-755-26639496 Fax:+86-755-26632877

Data#: 86 File#: C:\EMI TEST DATA\N\Mad catz.EMI



Site : 1# Chamber  
Condition : FCC PART 15 AV 3m 3115FACTOR HORIZONTAL  
EUT : Lynx Wireless Controller for PS2  
M/N : 8246B  
Power : DC6V (Battery)  
Test Engineer : Richzhy  
Memo : Device CHO Tx  
Test comment : Temp:23°C Humi:54%

	Freq	Level	Over Limit	Limit	Read	Cable	Probe
	MHz	dBuV/m	dB	dBuV/m	dBuV	dB	dB
1	4804.230	39.20	-14.80	54.00	1.58	4.62	33.00
2	7206.300	44.30	-9.70	54.00	3.74	5.90	34.66

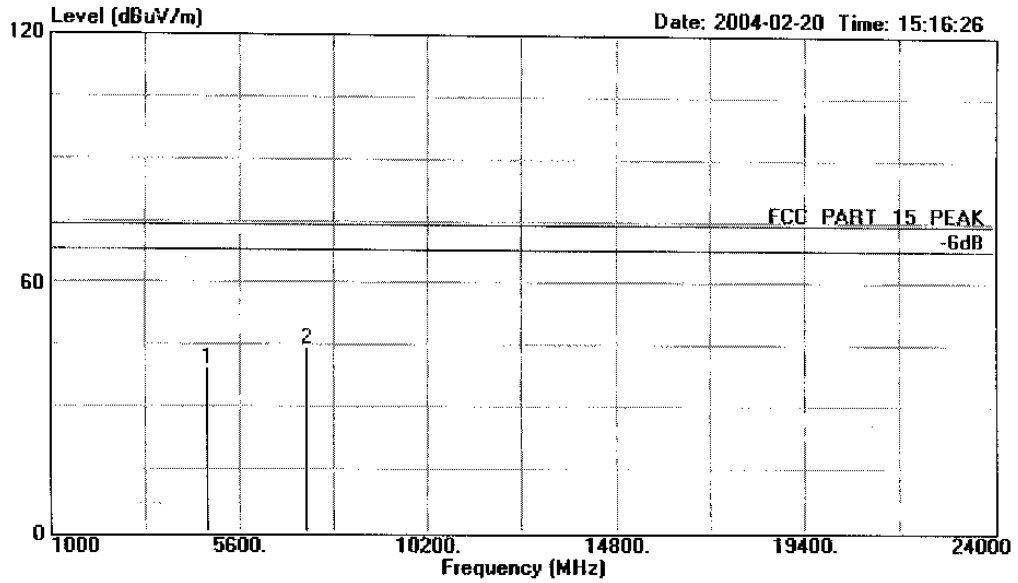


信華科技(深圳)有限公司

AUDIX Technology (Shenzhen) Co., Ltd.

No. 6, Ke Feng Road, Block 52,  
Shenzhen Science & Industry Park  
Nantou, Shenzhen, Guangdong, China  
Tel:+86-755-26639496 Fax:+86-755-26632877

Data#: 80 File#: C:\EMI TEST DATA\M\Mad catz.EMI



Site : 1# Chamber  
Condition : FCC PART 15 PEAK 3m 3115FACTOR HORIZONTAL  
EUT : Lynx Wireless Controller for PS2  
M/N : 8246B  
Power : DC6V (Battery)  
Test Engineer : Richzhy  
Memo : Device CHD Tx  
Test comment : Temp:23°C Humi:54%

	Over	Limit	Read	Cable	Probe		
Freq	Level	Limit	Line	Level	Loss		
MHz	dBuV/m	dB	dBuV/m	dBuV	dB		
1	4804.230	39.50	-34.50	74.00	1.88	4.62	33.00
2	7206.300	44.30	-29.70	74.00	3.74	5.90	34.66

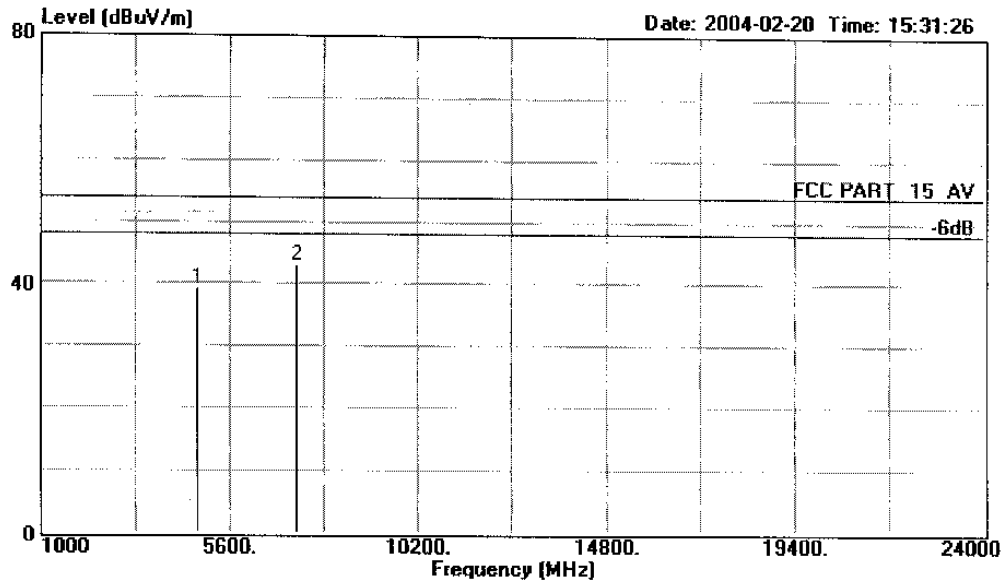


**信華科技(深圳)有限公司**

AUDIX Technology (Shenzhen) Co., Ltd.

No. 6, Ke Feng Road, Block 52,  
Shenzhen Science & Industry Park  
Nantou, Shenzhen, Guangdong, China  
Tel:+86-755-26639496 Fax:+86-755-26632877

Data#: 85 File#: C:\EMI TEST DATA\N\Mad catz.EMI



Site : 1# Chamber  
Condition : FCC PART 15 AV 3m 3115FACTOR VERTICAL  
EUT : Lynx Wireless Controller for PS2  
M/N : 8246B  
Power : DC6V (Battery)  
Test Engineer : Richzhy  
Memo : Device CHO Tx  
Test comment : Temp:23°C Humi:54%

	Over	Limit	Read	Cable	Probe		
Freq	Level	Limit	Line	Level	Loss		
MHz	dBuV/m	dB	dBuV/m	dBuV	dB		
1	4804.230	39.40	-14.60	54.00	1.78	4.62	33.00
2	7206.300	43.09	-10.91	54.00	2.53	5.90	34.66



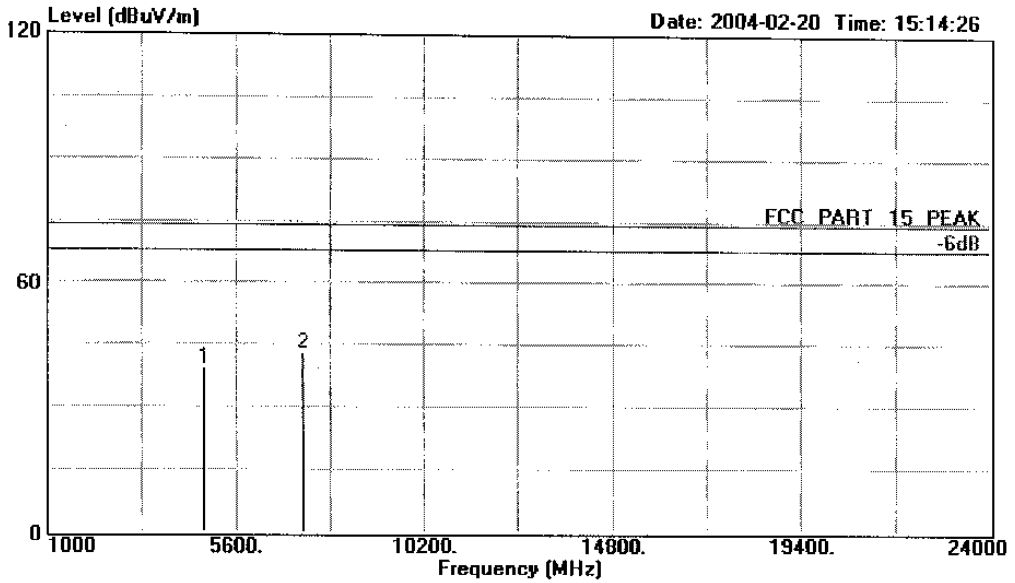


信華科技(深圳)有限公司

AUDIX Technology (Shenzhen) Co., Ltd.

No. 6, Ke Feng Road, Block 52,  
Shenzhen Science & Industry Park  
Nantou, Shenzhen, Guangdong, China  
Tel:+86-755-26639496 Fax:+86-755-26632877

Data#: 79 File#: C:\EMI TEST DATA\M\Had catz.EMI



Site : 1# Chamber  
Condition : FCC PART 15 PEAK 3m 3115FACTOR VERTICAL  
EUT : Lynx Wireless Controller for PS2  
M/N : 8246B  
Power : DC6V (Battery)  
Test Engineer : Richzhy  
Memo : Device CHO Tx  
Test comment : Temp:23°C Humi:54%

	Freq	Level	Over Limit	Limit	Read Line	Cable Loss	Probe Factor
	MHz	dBuV/m	dB	dBuV/m	dBuV	dB	dB
1	4804.230	39.50	-34.50	74.00	1.88	4.62	33.00
2	7206.300	43.29	-30.71	74.00	2.73	5.90	34.66

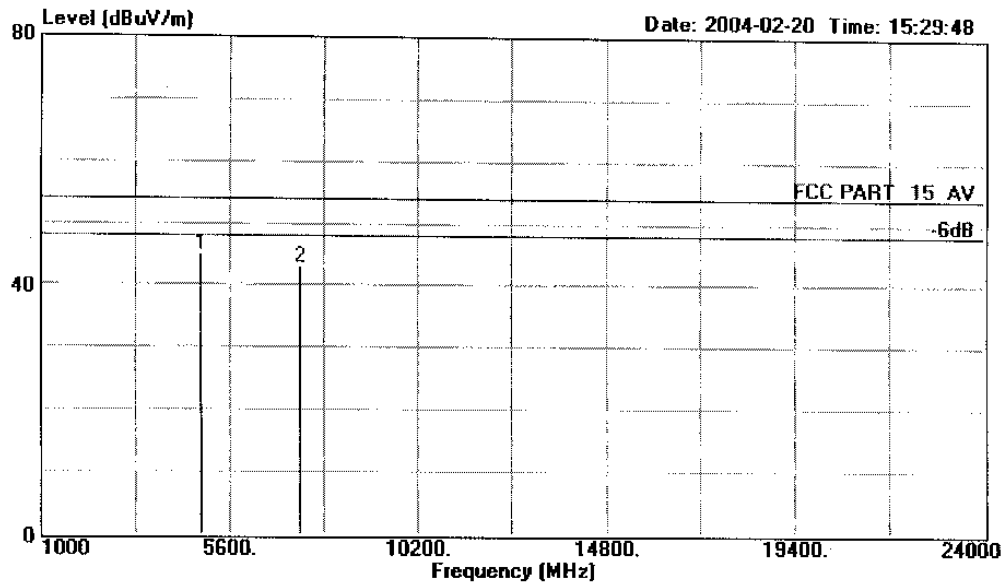


信華科技(深圳)有限公司

AUDIX Technology (Shenzhen) Co., Ltd.

No. 6, Ke Feng Road, Block 52,  
Shenzhen Science & Industry Park  
Nantou, Shenzhen, Guangdong, China  
Tel:+86-755-26639496 Fax:+86-755-26632877

Data#: 84 File#: C:\ENI TEST DATA\M\Mad catz.EMI



Site : 1# Chamber  
Condition : FCC PART 15 AV 3m 3115FACTOR HORIZONTAL  
EUT : Lynx Wireless Controller for PS2  
M/N : 8246B  
Power : DC6V (Battery)  
Test Engineer : Richzhy  
Memo : Device CH39 Tx  
Test comment : Temp:23°C Humi:54%

	Freq	Level	Over Limit	Limit Line	Read Level	Cable Loss	Probe Factor
	MHz	dBuV/m	dB	dBuV/m	dBuV	dB	dB
1	4882.120	45.02	-8.98	54.00	7.23	4.69	33.10
2	7323.030	43.06	-10.94	54.00	2.33	5.97	34.76

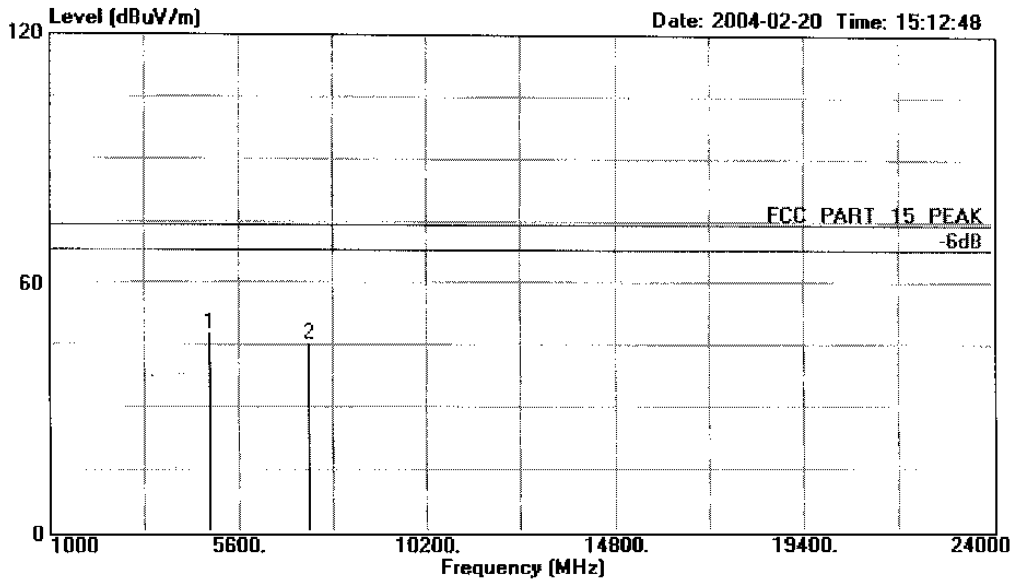


信華科技(深圳)有限公司

AUDIX Technology (Shenzhen) Co., Ltd.

No. 6, Ke Feng Road, Block S2,  
Shenzhen Science & Industry Park  
Nantou, Shenzhen, Guangdong, China  
Tel:+86-755-26639496 Fax:+86-755-26632877

Data#: 78 File#: C:\EMI TEST DATA\M\Mad catz.EMI



Site : 1# Chamber  
Condition : FCC PART 15 PEAK 3m 3115FACTOR HORIZONTAL  
EUT : Lynx Wireless Controller for PS2  
M/N : 8246B  
Power : DC6V (Battery)  
Test Engineer : Richzhy  
Memo : Device CH39 Tx  
Test comment : Temp:23°C Humi:54%

	Over	Limit	Read	Cable	Probe		
Freq	Level	Limit	Line	Level	Loss		
MHz	dBuV/m	dB	dBuV/m	dBuV	dB		
1	4882.120	47.80	-26.20	74.00	10.01	4.69	33.10
2	7323.030	45.75	-28.25	74.00	5.02	5.97	34.76

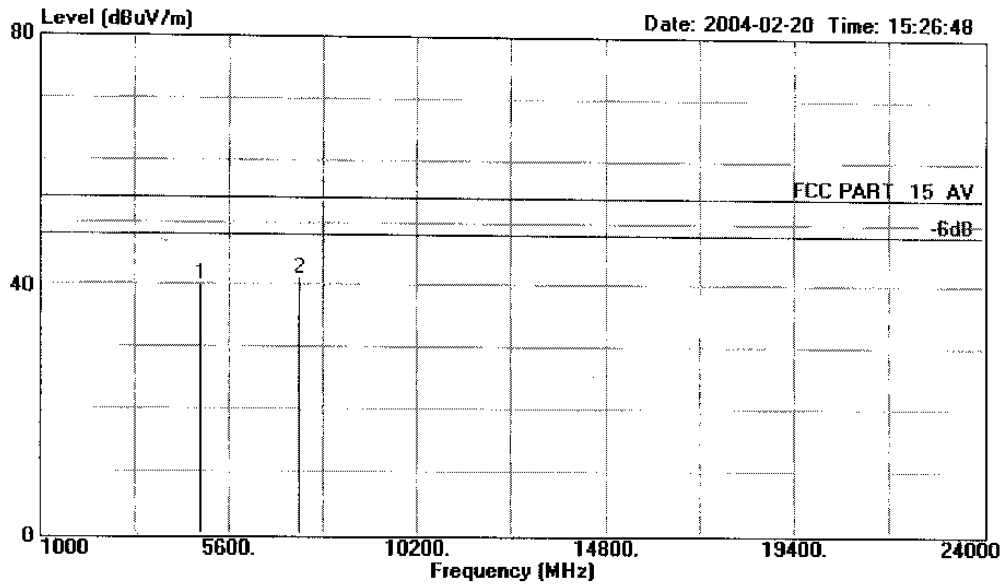


信華科技(深圳)有限公司

AUDIX Technology (Shenzhen) Co., Ltd.

No. 6, Ke Feng Road, Block 52,  
Shenzhen Science & Industry Park  
Nantou, Shenzhen, Guangdong, China  
Tel:+86-755-26639496 Fax:+86-755-26632877

Data#: 83 File#: C:\EMI TEST DATA\M\Mad catz.EMI



Site : 1# Chamber  
Condition : FCC PART 15 AV 3m 3115FACTOR VERTICAL  
EUT : Lynx Wireless Controller for PS2  
M/N : 8246B  
Power : DC6V (Battery)  
Test Engineer : Richzhy  
Memo : Device CH39 Tx  
Test comment : Temp:23°C Humi:54%

	Freq	Level	Over Limit	Limit	Read Line	Cable Loss	Probe Factor
	MHz	dBuV/m	dB	dBuV/m	dBuV	dB	dB
1	4882.120	40.06	-13.94	54.00	2.27	4.69	33.10
2	7323.030	41.25	-12.75	54.00	0.52	5.97	34.76

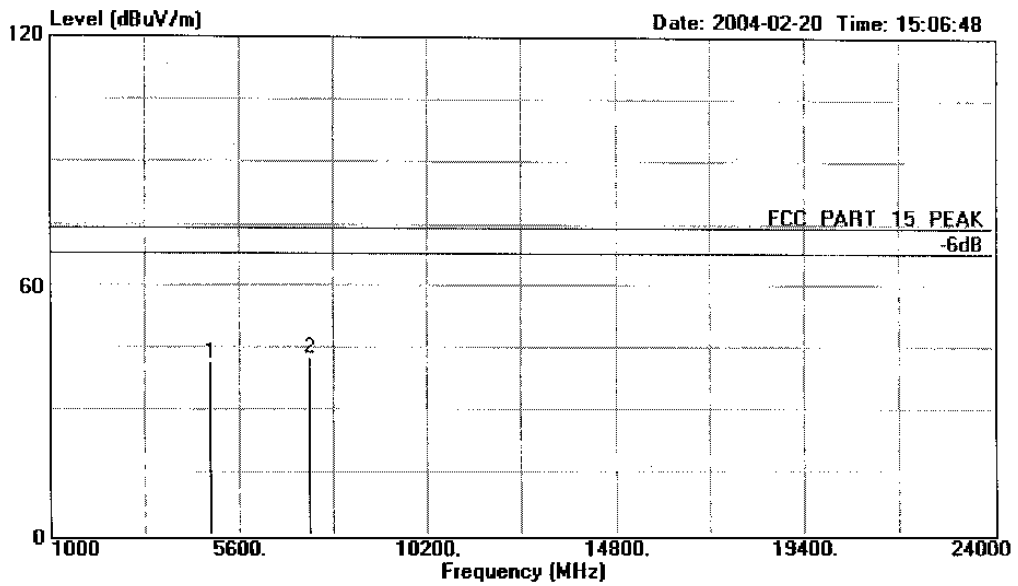


信華科技(深圳)有限公司

AUDIX Technology (Shenzhen) Co., Ltd.

No. 6, Ke Feng Road, Block 52,  
Shenzhen Science & Industry Park  
Nantou, Shenzhen, Guangdong, China  
Tel:+86-755-26639496 Fax:+86-755-26632677

Data#: 77 File#: C:\EMI TEST DATA\M\Mad catz.EMI



Site : 1# Chamber  
Condition : FCC PART 15 PEAK 3m 3115FACTOR VERTICAL  
EUT : Lynx Wireless Controller for PS2  
M/N : 8246B  
Power : DC6V (Battery)  
Test Engineer : Richzhy  
Memo : Device CH39 Tx  
Test comment : Temp:23°C Humi:54%

	Freq	Level	Over Limit	Limit	Read Line	Cable Loss	Probe Factor
	MHz	dBuV/m	dB	dBuV/m	dBuV	dB	dB
1	4882.120	41.50	-32.50	74.00	3.71	4.69	33.10
2	7323.030	42.80	-31.20	74.00	2.07	5.97	34.76

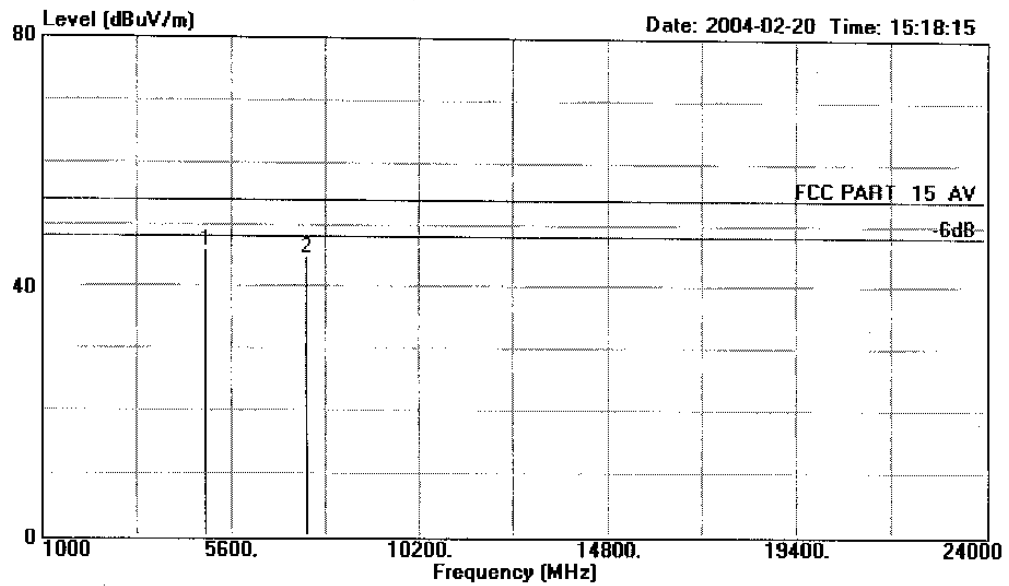


信華科技(深圳)有限公司

AUDIX Technology (Shenzhen) Co.,Ltd.

No. 6, Ke Feng Road, Block 52,  
Shenzhen Science & Industry Park  
Nantou, Shenzhen, Guangdong, China  
Tel:+86-755-26639496 Fax:+86-755-26632877

Data#: 81 File#: C:\EMI TEST DATA\M\Mad catz.EMI



Site : 1# Chamber  
Condition : FCC PART 15 AV 3m 3115FACTOR HORIZONTAL  
EUT : Lynx Wireless Controller for PS2  
M/N : 8246B  
Power : DC6V (Battery)  
Test Engineer : Richzhy  
Memo : Device CH79 Tx  
Test comment : Temp:23°C Humi:54%

	Over	Limit	Read	Cable	Probe		
Freq	Level	Limit	Line	Level	Loss Factor		
MHz	dBuV/m	dB	dBuV/m	dBuV	dB		
1	4962.110	45.90	-8.10	54.00	7.99	4.74	33.17
2	7443.000	44.70	-9.30	54.00	3.82	6.03	34.85

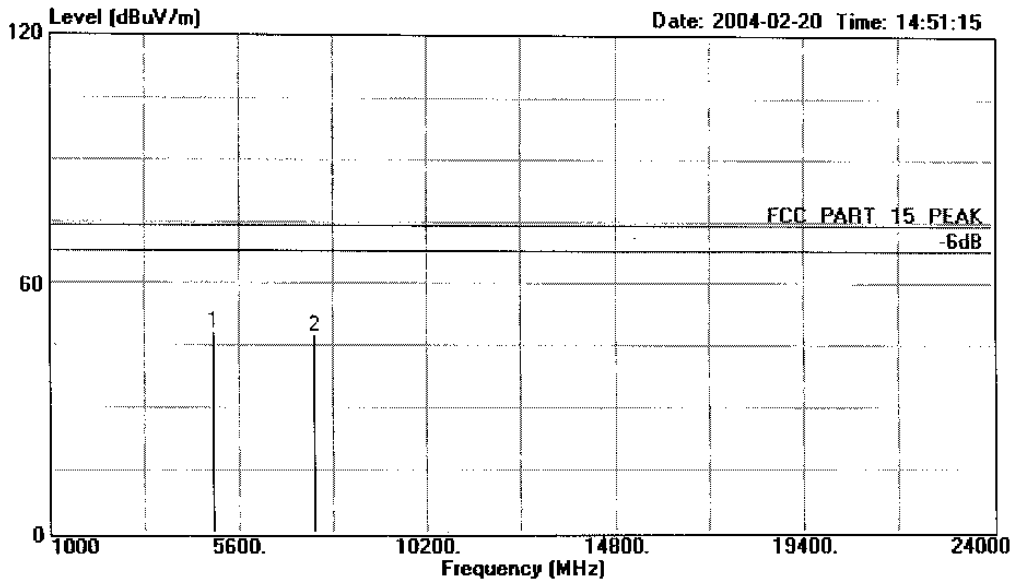


信華科技(深圳)有限公司

AUDIX Technology (Shenzhen) Co., Ltd.

No. 6, Ke Feng Road, Block 52,  
Shenzhen Science & Industry Park  
Nantou, Shenzhen, Guangdong, China  
Tel:+86-755-26639496 Fax:+86-755-26632877

Data#: 75 File#: C:\EMI TEST DATA\H\Mad catz.EMI



Site : 1# Chamber  
Condition : FCC PART 15 PEAK 3m 3115FACTOR HORIZONTAL  
EUT : Lynx Wireless Controller for PS2  
M/N : 8246B  
Power : DC6V (Battery)  
Test Engineer : Richzhy  
Memo : Device CH79 Tx  
Test comment : Temp:23°C Humi:54%

	Freq	Level	Limit	Over Limit	Read Line	Cable Level	Probe Loss Factor
	MHz	dBuV/m	dB	dBuV/m	dBuV	dB	dB
1	4962.110	48.25	-25.75	74.00	10.34	4.74	33.17
2	7443.000	47.50	-26.50	74.00	6.62	6.03	34.85

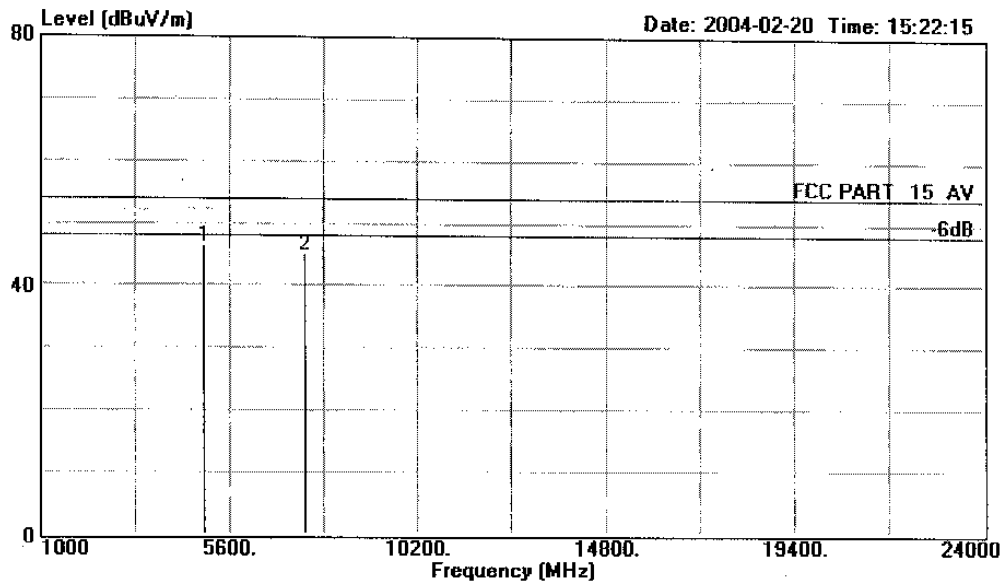


信華科技(深圳)有限公司

AUDIX Technology (Shenzhen) Co., Ltd.

No. 6, Ke Feng Road, Block 52,  
Shenzhen Science & Industry Park  
Nantou, Shenzhen, Guangdong, China  
Tel:+86-755-26639496 Fax:+86-755-26632877

Data#: 82 File#: C:\EMI TEST DATA\M\Mad catz.EMI



Site : 1# Chamber  
Condition : FCC PART 15 AV 3m 3115FACTOR VERTICAL  
EUT : Lynx Wireless Controller for PS2  
M/N : 8246B  
Power : DC6V (Battery)  
Test Engineer : Richzhy  
Memo : Device CH79 Tx  
Test comment : Temp:23°C Humi:54%

	Freq	Level	Over Limit	Limit	Read	Cable	Probe
	MHz	dBuV/m	dB	dBuV/m	dBuV	dB	dB
1	4962.110	46.30	-7.70	54.00	8.39	4.74	33.17
2	7443.000	45.10	-8.90	54.00	4.22	6.03	34.85



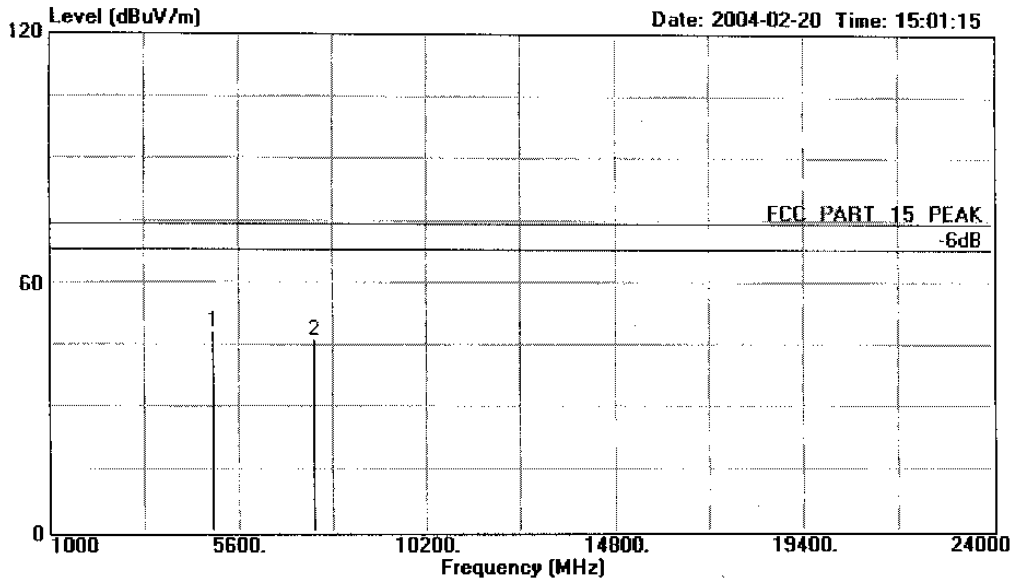


信華科技(深圳)有限公司

AUDIX Technology (Shenzhen) Co., Ltd.

No. 6, Ke Feng Road, Block 52,  
Shenzhen Science & Industry Park  
Nantou, Shenzhen, Guangdong, China  
Tel:+86-755-26639496 Fax:+86-755-26632877

Data#: 76 File#: C:\EMI TEST DATA\M\Mad catz.EMI



Site : 1# Chamber  
Condition : FCC PART 15 PEAK 3m 3115FACTOR VERTICAL  
EUT : Lynx Wireless Controller for PS2  
M/N : 8246B  
Power : DC6V (Battery)  
Test Engineer : Richzhy  
Memo : Device CH79 Tx  
Test comment : Temp:23°C Humi:54%

	Over	Limit	Read	Cable	Probe
Freq	Level	Limit	Line	Level	Loss
MHz	dBuV/m	dB	dBuV/m	dBuV	dB
1	4962.110	48.25 -25.75	74.00	10.34	4.74 33.17
2	7443.000	46.50 -27.50	74.00	5.62	6.03 34.85

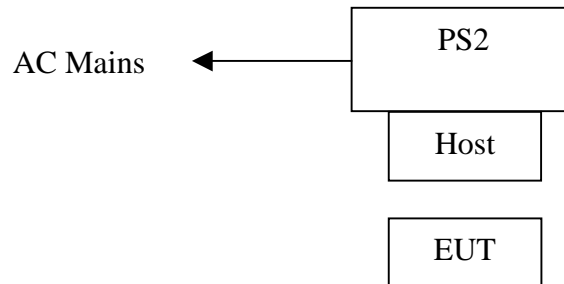
## 4. 20dB BANDWIDTH MEASUREMENT

### 4.1. Test Equipment

The following test equipment were used during the Emission Bandwidth Test :

Item	Equipment	Manufacturer	Model No.	Serial No.	Last Cal.	Cal. Interval
1.	Spectrum	Agilent	E4407B	MY41440292	Mar.28, 03	1 Year
2.	Amp	HP	8449B	3008A00863	May.31, 03	1 Year
3.	Antenna	EMCO	3115	9607-4877	Dec. 04, 02	1.5 Year
4.	HF Cable	Hubersuhne	Sucoflex104	-	May.31, 03	1 Year

### 4.2. Block Diagram of Test Setup



*(EUT: Lynx Wireless Controller For PS2)*

### 4.3. Operating Condition of EUT

1. Setup the EUT as shown in Section 4.2..
2. Let the EUT work in test mode (Device CH0 Tx/Device CH39 Tx/Device CH79 Tx) and test it.

#### 4.4. Test Procedure

EUT and its simulators are placed on a turn table, which is 0.8 meter high above ground. Power on the EUT and let it work normally, we use a keyboard test software, let EUT working in test mode, then test it. EUT is set 3 meters away from the receiving antenna, which is mounted on a antenna tower. The antenna can be moved up and down between 1 meter and 4 meters to find out the maximum emission level. Horn antenna is used as receiving antenna.

The bandwidth of the fundamental frequency was measure by spectrum analyzer with 100kHz RBW and 100kHz VBW. The 20dB bandwidth is defined as the total spectrum the power of which is higher than peak power minus 20dB.

#### 4.5. Test Results

**PASSED.**

The testing data was attached in the next pages.

Date of Test : Feb. 17, 2004      Temperature : 23°C  
 EUT : Lynx Wireless Controller      Humidity : 54%  
           For PS2  
 Model No. : 8246B      Test Mode : Device CH0 Tx  
 Test Engineer: Richzhy

Channel.	Frequency	20dB Bandwidth
1	2402MHz	790KHz

Date of Test : Feb. 17, 2004      Temperature : 23°C  
 EUT : Lynx Wireless Controller      Humidity : 54%  
           For PS2  
 Model No. : 8246B      Test Mode : Device CH39 Tx  
 Test Engineer: Richzhy

Channel.	Frequency	20dB Bandwidth
40	2441MHz	820KHz

Date of Test : Feb. 17, 2004      Temperature : 23°C  
 EUT : Lynx Wireless Controller      Humidity : 54%  
           For PS2  
 Model No. : 8246B      Test Mode : Device CH79 Tx  
 Test Engineer: Richzhy

Channel.	Frequency	20dB Bandwidth
80	2481MHz	800KHz

Reviewer:       *Cake Wang*

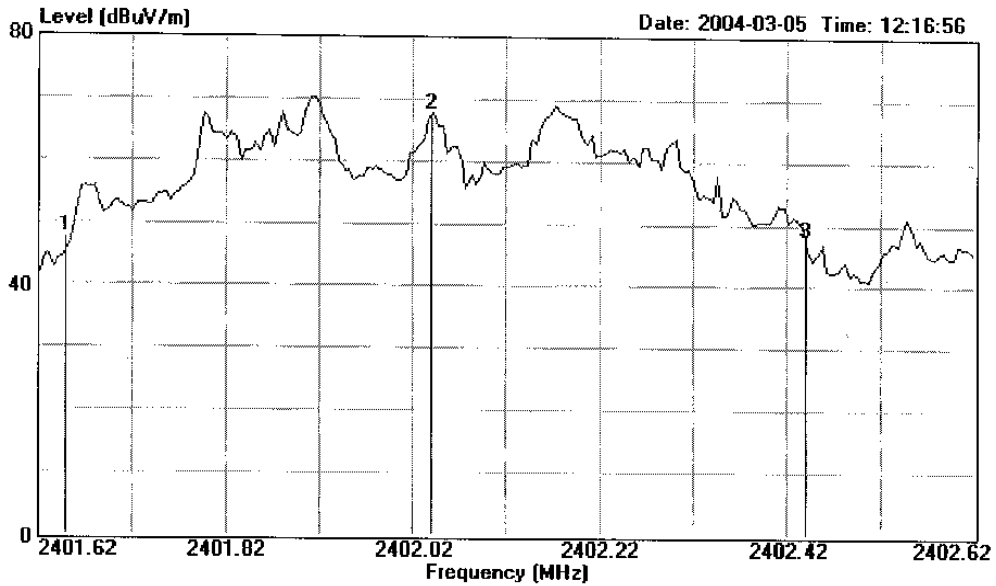


信華科技(深圳)有限公司

AUDIX Technology (Shenzhen) Co., Ltd.

No. 6, Ke Feng Road, Block 52,  
Shenzhen Science & Industry Park  
Nantou, Shenzhen, Guangdong, China  
Tel:+86-755-26639496 Fax:+86-755-26632877

Data#: 92 File#: C:\EMI TEST DATA\M\Mad catz.EMI



Site : 1# Chamber  
Condition : 3m 3115FACTOR VERTICAL  
EUT : Lynx Wireless Controller for PS2  
M/N : 8246B  
Power : DC6V (Battery)  
Test Engineer : Richzhy  
Memo : Device CHO Tx  
Test comment : Temp:23°C Humi:54%

	Freq	Level	Over Limit	Limit	Read	Cable	Probe	Remark
	MHz	dBuV/m	dB	dBuV/m	dBuV	dB	dB	
1	2401.650	47.79	-----	-----	16.55	3.20	28.04	Peak
2	2402.040	67.79	-----	-----	36.53	3.20	28.06	Peak
3	2402.440	47.79	-----	-----	16.51	3.21	28.07	Peak

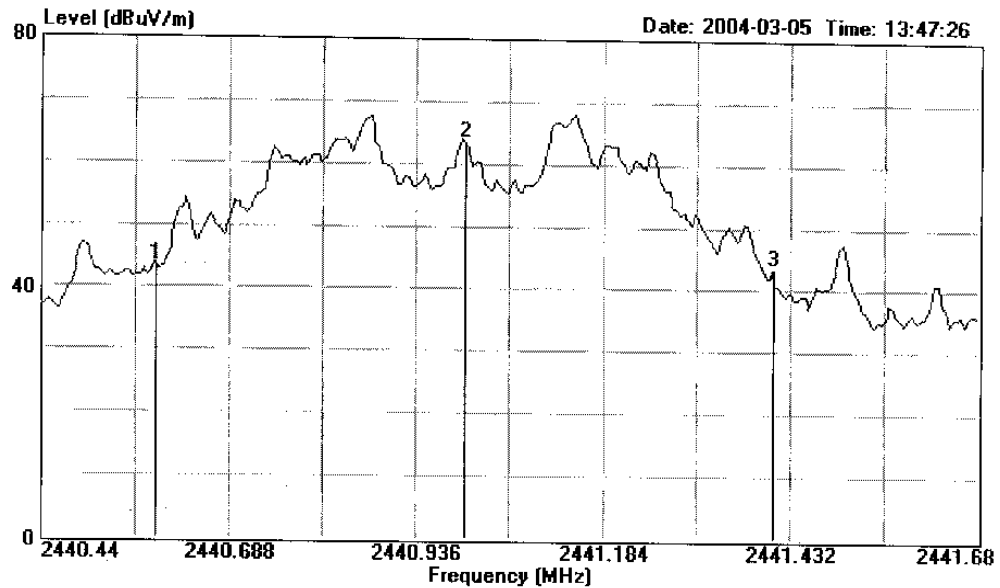


信華科技(深圳)有限公司

AUDIX Technology (Shenzhen) Co., Ltd.

No. 6, Ke Feng Road, Block 52,  
 Shenzhen Science & Industry Park  
 Nantou, Shenzhen, Guangdong, China  
 Tel:+86-755-26639496 Fax:+86-755-26632877

Data#: 94 File#: C:\EMI TEST DATA\N\Mad catz.EMI



Site : 1# Chamber  
 Condition : 3m 3115FACTOR VERTICAL  
 EUT : Lynx Wireless Controller for PS2  
 M/N : 8246B  
 Power : DC6V (Battery)  
 Test Engineer : Richzhy  
 Memo : Device CH39 Tx  
 Test comment : Temp:23°C Humi:54%

	Freq	Level	Over Limit	Limit	Read	Cable	Probe	Remark
	MHz	dBuV/m	dB	dBuV/m	dBuV	dB	dB	
1	2440.590	43.78	-----	-----	12.41	3.23	28.14	Peak
2	2441.000	63.78	-----	-----	32.41	3.23	28.14	Peak
3	2441.410	43.78	-----	-----	12.41	3.23	28.14	Peak

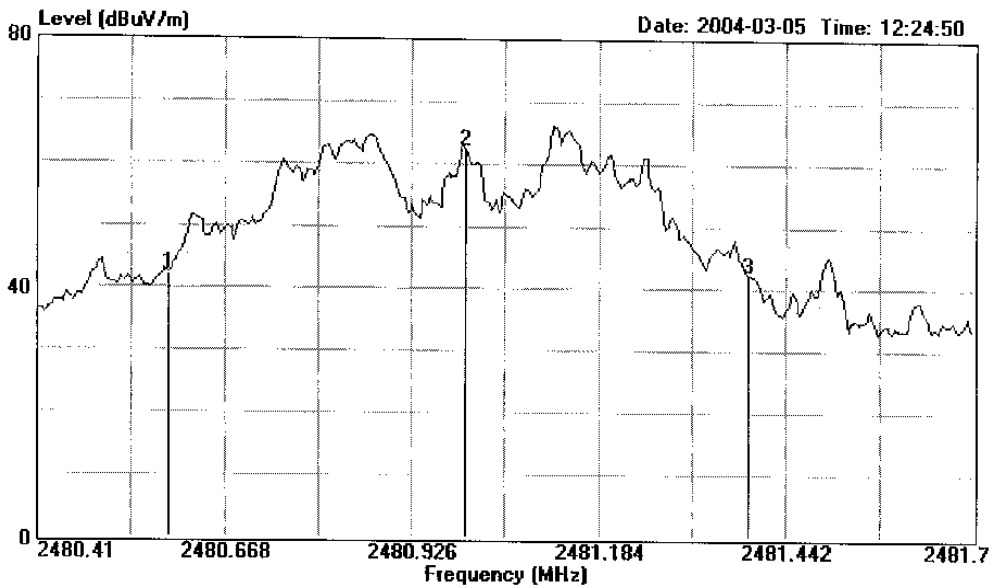


僑華科技(深圳)有限公司

AUDIX Technology (Shenzhen) Co., Ltd.

No. 6, Ke Feng Road, Block 52,  
Shenzhen Science & Industry Park  
Nantou, Shenzhen, Guangdong, China  
Tel:+86-755-26639496 Fax:+86-755-26632877

Data#: 93 File#: C:\EMI TEST DATA\M\Mad catz.EMI



Site : 1# Chamber  
Condition : 3m 3115FACTOR VERTICAL  
EUT : Lynx Wireless Controller for PS2  
M/N : 8246B  
Power : DC6V (Battery)  
Test Engineer : Richzhy  
Memo : Device CH79 Tx  
Test comment : Temp:23°C Humi:54%

	Freq	Level	Limit	Over Limit	Read	Cable	Probe	Remark
	MHz	dBuV/m	dB	dBuV/m	dBuV	dB	dB	
1	2480.590	42.43	-----	-----	10.97	3.26	28.20	Peak
2	2481.000	62.43	-----	-----	30.97	3.26	28.20	Peak
3	2481.390	42.43	-----	-----	10.97	3.26	28.20	Peak

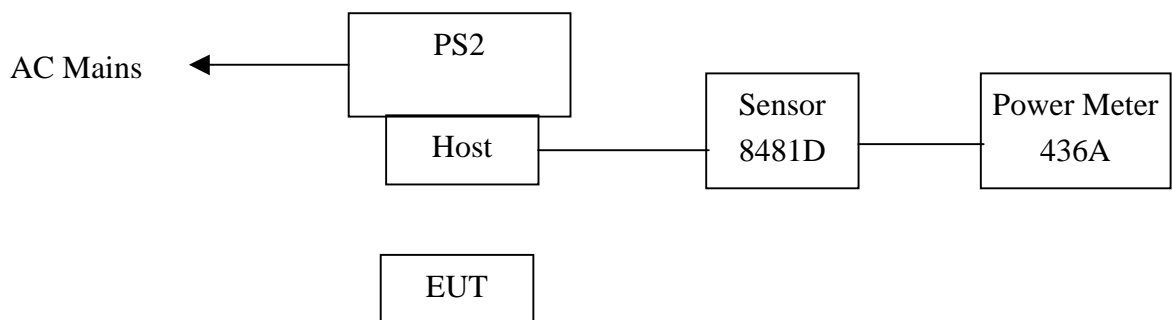
## 5. THE MAXIMUM PEAK OUTPUT POWER MEASUREMENT

### 5.1. Test Equipment

The following test equipment were used during the Emission Bandwidth Test :

Item	Equipment	Manufacturer	Model No.	Serial No.	Last Cal.	Cal. Interval
1.	Spectrum	Agilent	E4407B	MY41440292	Mar.28, 03	1 Year
2.	Amp	HP	8449B	3008A00863	May.31, 03	1 Year
3.	Antenna	EMCO	3115	9607-4877	Dec. 04, 02	1.5 Year
4.	HF Cable	Hubersuhne	Sucoflex104	-	May.31, 03	1 Year
5.	Power meter	HP	436A	2016A07891	NCR	
6.	Power Sensor	HP	8481D	3318A13613	May.31, 03	1Year

### 5.2. Block Diagram of Test Setup



(EUT: Lynx Wireless Controller For PS2)

### 5.3. Specification Limits (§15.247(b)-(3))

The Limits of maximum Peak Output Power for digital modulation in 2400-2483.5MHz is : 1Watt. (30dBm)

### 5.4. Operating Condition of EUT

1. Setup the EUT as shown in Section 5.2..
2. Let the EUT work in test mode (Device CH0 Tx/Device CH39 Tx/ Device CH79 Tx) and test it.



### 5.5.Test Procedure

Setup the EUT as shown in Section 5.2. Turn on the play station 2 and let the EUT working . The EUT is via the power sensor link to power meter. The test value reading is from power meter.

### 5.6.Test Results

**PASSED.**

The testing data was attached in the next pages.

Date of Test : Feb. 17, 2004 Temperature : 23°C  
 EUT : Lynx Wireless Controller For PS2 Humidity : 58%  
 Model No. : 8246B Test Mode : Device CH0 Tx  
 Test Engineer: Richzhy

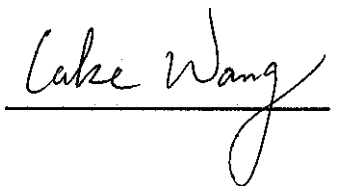
Frequency	Reading dBm	Cable Loss dB	Peak Power dBm	Limit dBm
2402MHz	-23.28	0.2	-23.08	30.00

Date of Test : Feb. 17, 2004 Temperature : 23°C  
 EUT : Lynx Wireless Controller For PS2 Humidity : 58%  
 Model No. : 8246B Test Mode : Device CH39 Tx  
 Test Engineer: Richzhy

Frequency	Reading dBm	Cable Loss dB	Peak Power dBm	Limit dBm
2441MHz	-23.47	0.2	-23.27	30.00

Date of Test : Feb. 17, 2004 Temperature : 23°C  
 EUT : Lynx Wireless Controller For PS2 Humidity : 58%  
 Model No. : 8246B Test Mode : Device CH79 Tx  
 Test Engineer: Richzhy

Frequency	Reading dBm	Cable Loss dB	Peak Power dBm	Limit dBm
2481MHz	-23.19	0.2	-22.99	30.00

Reviewer: 

## 6. CHANNEL CARRIER FREQUENCIES SEPARATED

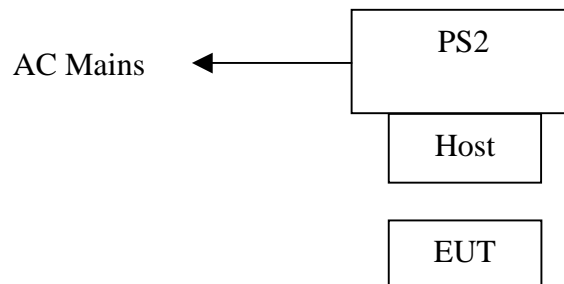
### MEASUREMENT

#### 6.1. Test Equipment

The following test equipment were used during the Emission Bandwidth Test :

Item	Equipment	Manufacturer	Model No.	Serial No.	Last Cal.	Cal. Interval
1.	Spectrum	Agilent	E4407B	MY41440292	Mar.28, 03	1 Year
2.	Amp	HP	8449B	3008A00863	May.31, 03	1 Year
3.	Antenna	EMCO	3115	9607-4877	Dec. 04, 02	1.5 Year
4.	HF Cable	Hubersuhne	Sucoflex104	-	May.31, 03	1 Year

#### 6.2. Block Diagram of Test Setup



*(EUT: Lynx Wireless Controller For PS2)*

#### 6.3. Specification Limits (§15.247(d))

Frequency hopping systems shall have hopping channel carrier frequencies separated by a minimum of 25 KHz or 20dB bandwidth of the hopping channel, whichever is greater.

#### 6.4. Operating Condition of EUT

1. Setup the EUT as shown in Section 7.2..
2. Let the EUT work in test mode (Device CH0 Tx/Device CH39 Tx/ Device CH79 Tx) and test it.

## 6.5. Test Procedure

EUT and its simulators are placed on a turn table, the EUT and let it work normally, we use a keyboard test soft ware, let EUT working in test mode, then test it.

The bandwidth of the fundamental frequency was measured with the spectrum analyzer using 30kHz RBW and 100kHz VBW, set sweep time : 50ms.

## 6.6. Test Results

**PASSED.**

The testing data was attached in the next pages.

1. CH41 is 2443MHz.  
CH40 is 2442MHz

Channel Carrier Frequency Separated = 2443MHz – 2442MHz  
= 1MHz

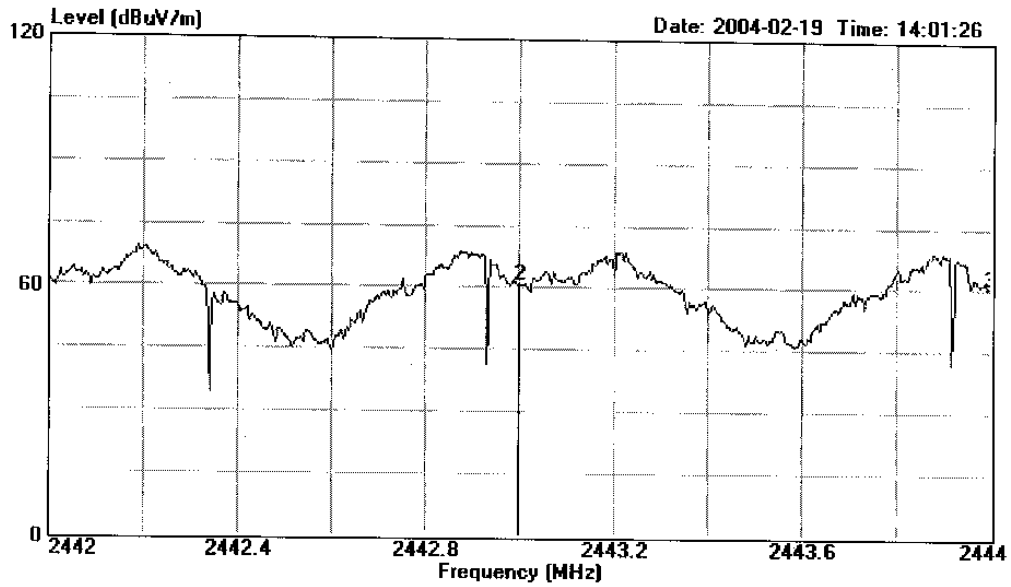


信華科技(深圳)有限公司

AUDIX Technology (Shenzhen) Co., Ltd.

No. 6, Ke Feng Road, Block 52,  
Shenzhen Science & Industry Park  
Nantou, Shenzhen, Guangdong, China  
Tel:+86-755-26639496 Fax:+86-755-26632677

Data#: 60 File#: C:\EMI TEST DATA\M\Mad catz.EMI



Site : 1# Chamber  
Condition : 3m 3115FACTOR VERTICAL  
EUT : Lynx Wireless Controller for PS2  
M/N : 8246B  
Power : DC6V (Battery)  
Test Engineer : Richzhy  
Memo : Device ch to ch  
Test comment : Temp:23°C Humi:54%

	Freq	Level	Over	Limit	Read	Cable	Probe
	MHz	dBuV/m	Limit	Line	Level	Loss	Factor
			dB	dBuV/m	dBuV	dB	dB
1	2442.000	60.80	-----	-----	29.43	3.23	28.14
2	2443.000	60.83	-----	-----	29.46	3.23	28.14
3	2444.000	60.44	-----	-----	29.07	3.23	28.14

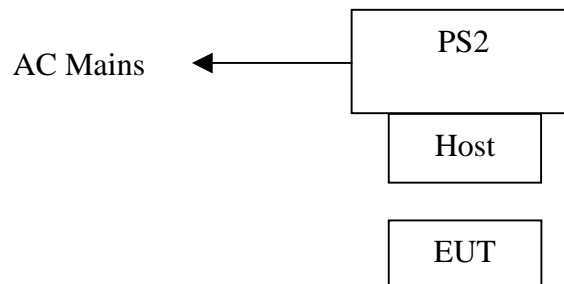
## 7. FREQUENCY HOPPING SYSTEM CHANNEL NUMBER MEASUREMENT

### 7.1. Test Equipment

The following test equipment were used during the Emission Bandwidth Test :

Item	Equipment	Manufacturer	Model No.	Serial No.	Last Cal.	Cal. Interval
1.	Spectrum	Agilent	E4407B	MY41440292	Mar.28, 03	1 Year
2.	Amp	HP	8449B	3008A00863	May.31, 03	1 Year
3.	Antenna	EMCO	3115	9607-4877	Dec. 04, 02	1.5 Year
4.	HF Cable	Hubersuhne	Sucoflex104	-	May.31, 03	1 Year

### 7.2. Block Diagram of Test Setup



*(EUT: Lynx Wireless Controller For PS2)*

### 7.3. Specification Limits (§15.247(d))

For frequency hopping systems operating in the 2400-2483.5MHz band employing at least 75 hopping channels.

### 7.4. Operating Condition of EUT

1. Setup the EUT as shown in Section 8.2..
2. Let the EUT work in test mode and test it.

## 7.5.Test Procedure

EUT and its simulators are placed on a turn table, the EUT and let it work normally, we use a keyboard test soft ware, let EUT working in test mode, then test it.

The bandwidth of the fundamental frequency was measured with the spectrum analyzer using 100kHz RBW and 100kHz VBW, set sweep time : 50ms.

## 7.6.Test Results

**PASSED.**

The testing data was attached in the next pages.

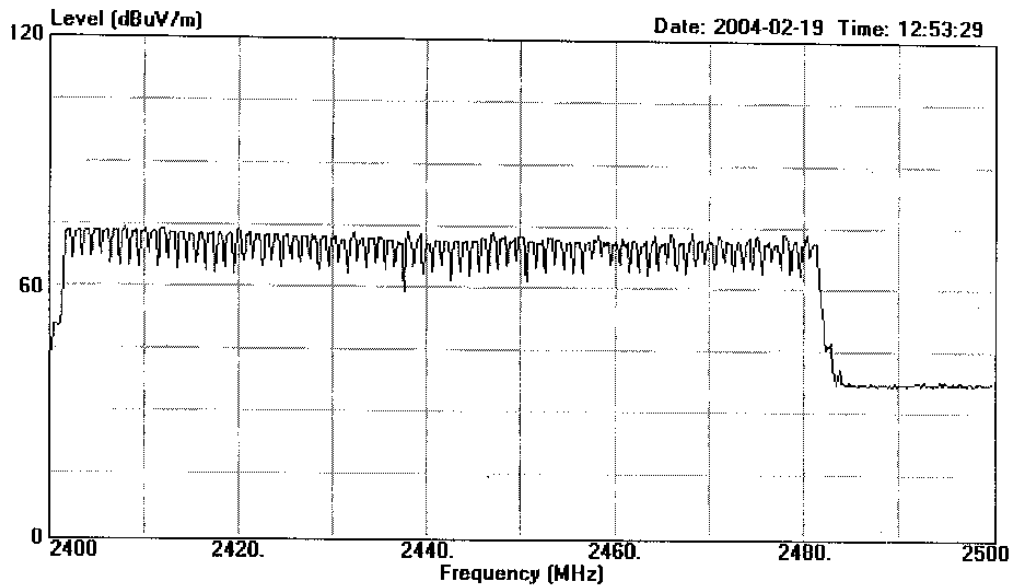


信華科技(深圳)有限公司

AUDIX Technology (Shenzhen) Co., Ltd.

No. 6, Ke Feng Road, Block 52,  
Shenzhen Science & Industry Park  
Nantou, Shenzhen, Guangdong, China  
Tel:+86-755-26639496 Fax:+86-755-26632877

Data#: 59 File#: C:\EMI TEST DATA\M\Mad catz.EMI



Site : 1# Chamber  
Condition : 3m 3115FACTOR VERTICAL  
EUT : Lynx Wireless Controller for PS2  
M/N : 8246B  
Power : DC6V (Battery)  
Test Engineer : Richzhy  
Memo : Device ch numbers  
Test comment : Temp:23°C Humi:54%



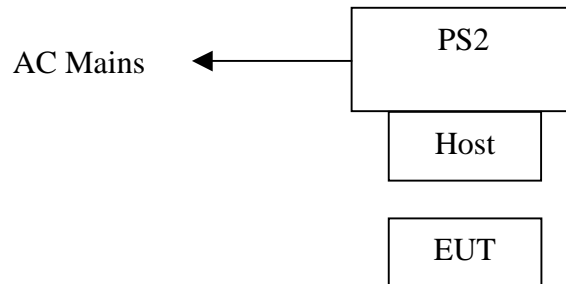
## 8. THE AVERAGE TIME OF OCCUPANCY MEASUREMENT

### 8.1. Test Equipment

The following test equipment were used during the Emission Bandwidth Test :

Item	Equipment	Manufacturer	Model No.	Serial No.	Last Cal.	Cal. Interval
1.	Spectrum	Agilent	E4407B	MY41440292	Mar.28, 03	1 Year
2.	Amp	HP	8449B	3008A00863	May.31, 03	1 Year
3.	Antenna	EMCO	3115	9607-4877	Dec. 04, 02	1.5 Year
4.	HF Cable	Hubersuhne	Sucoflex104	-	May.31, 03	1 Year

### 8.2. Block Diagram of Test Setup



*(EUT: Lynx Wireless Controller For PS2)*

### 8.3. Specification Limits (§15.247(d))

Frequency hopping systems in the 2400-2483.5 MHz band shall use at least 15 non-overlapping channels. The average time of occupancy on any channel shall not be greater than 0.4 seconds within a period of 0.4 seconds multiplied by the number of hopping channels employed.

### 8.4. Operating Condition of EUT

1. Setup the EUT as shown in Section 9.2..
2. Let the EUT work in test mode and test it.

## 8.5. Test Procedure

EUT and its simulators are placed on a turn table, the EUT and let it work normally, we use a keyboard test soft ware, let EUT working in test mode, then test it.

The bandwidth of the fundamental frequency was measured with the spectrum analyzer using 1MHz RBW and 1MHz VBW, set sweep time : 5ms. Span : 0Hz.

## 8.6. Test Results

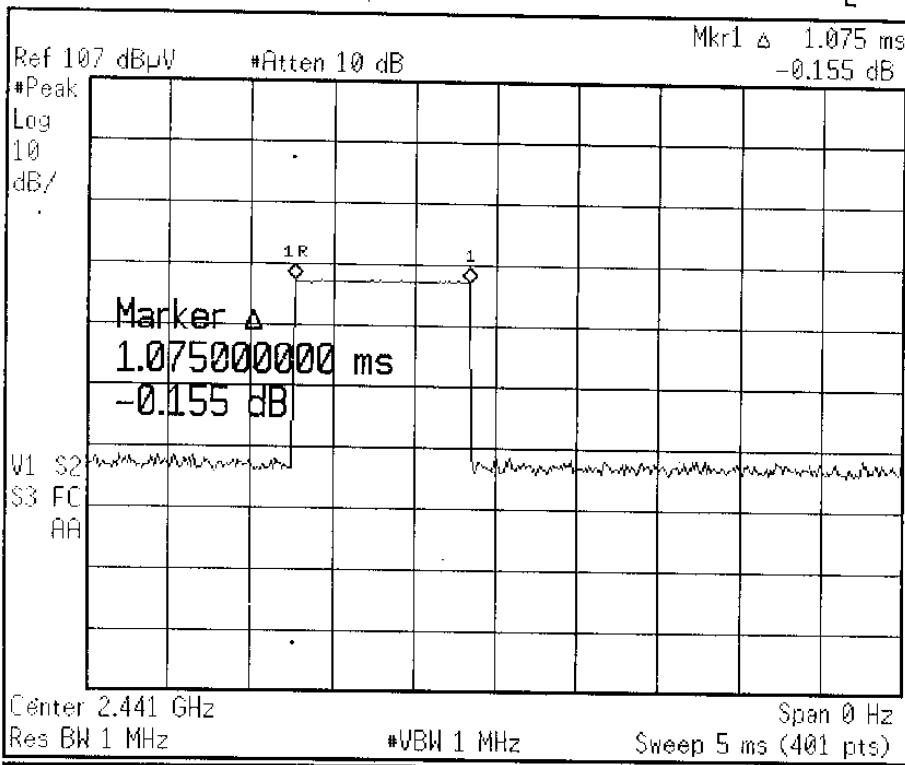
### **PASSED.**

The testing data was attached in the next pages.

1. This system hop 83 times/second, every hopping include 1 time sending data and 1 time receiving data. So send times in every second to all 80 channels:  
 $83/2=41.5$  times/second
2. Sent times for average every second and every channel.  
 $41.5/80=0.52$  times/channel\*s
3. Cycle time:  $80*0.4=32$ second
4. The average time of occupancy on any channel within a period :  
 $0.52*32*1.075=17.888$ ms <400ms

Agilent 01:10:01 Feb 19, 2004

L



<b>Marker</b>
<b>Select Marker</b> 1 2 3 4
Normal
Delta
Delta Pair (Tracking Ref) Ref Delta
Span Pair Span Center
Off
More 1 of 2

## **9. DEVIATION TO TEST SPECIFICATIONS**

(None.)

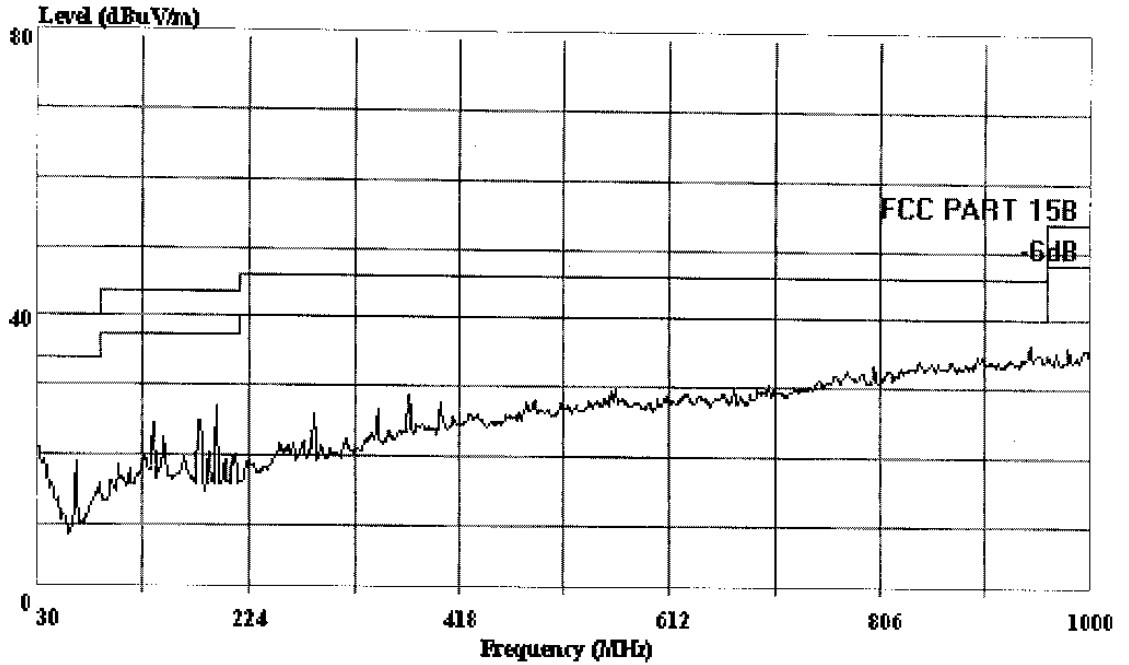
# APPENDIX I



AUDIX TECHNOLOGY (SHENZHEN) CO., LTD.

Shenzhen Science & Ind. Park  
 Tel: 0755-26639495~7  
 Fax: 0755-26632877

Data#: 23 File#: Mad Catz.EMI Date: 2004-02-18 Time: 22:16:41



AUDIX TECHNOLOGY (SHENZHEN) CO., LTD. (3# Chamber)

Trace:

Ref Trace:

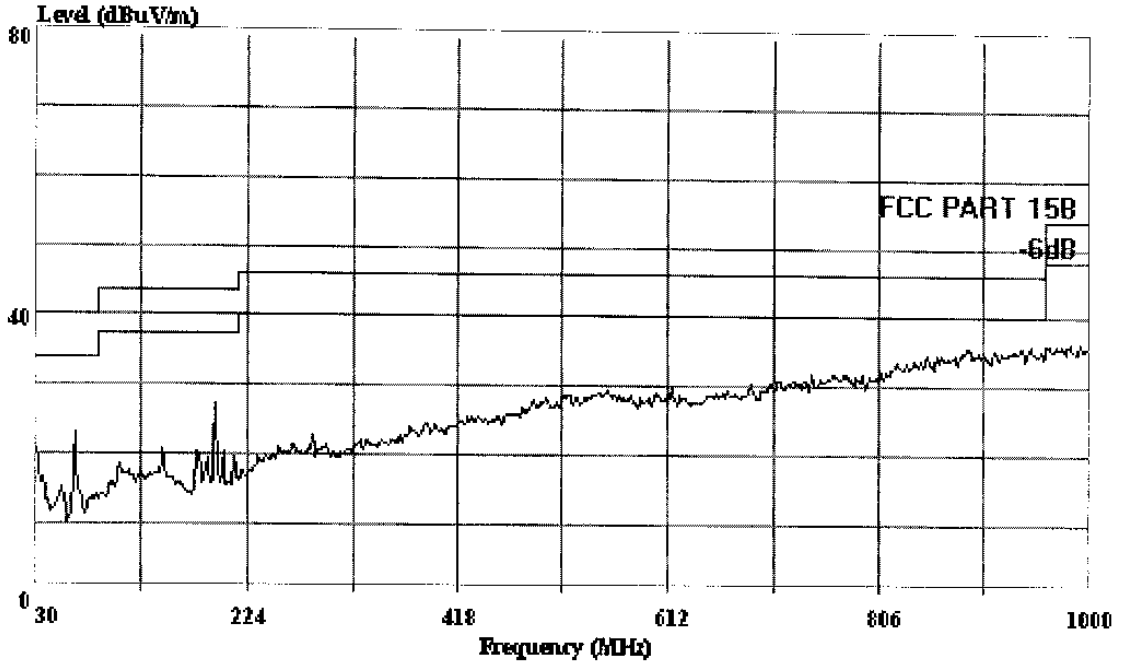
Condition: FCC PART 15B 3m 2598FACTOR HORIZONTAL  
 EUT : Ivox Wireless Controller for PS2  
 M/N : 8246B  
 Power : DC6V(Battery)  
 Test Engineer: Richzhv  
 Comment : Temp:24'C Humi:56%  
 Memo : Device CH0 Tx



AUDIX TECHNOLOGY (SHENZHEN) CO., LTD.

Shenzhen Science & Ind. Park  
 Tel: 0755-26639495~7  
 Fax: 0755-26632877

Data#: 22 File#: Mad Catz.EMI Date: 2004-02-18 Time: 22:08:29



AUDIX TECHNOLOGY (SHENZHEN) CO., LTD. (3# Chamber)

Trace:

Ref Trace:

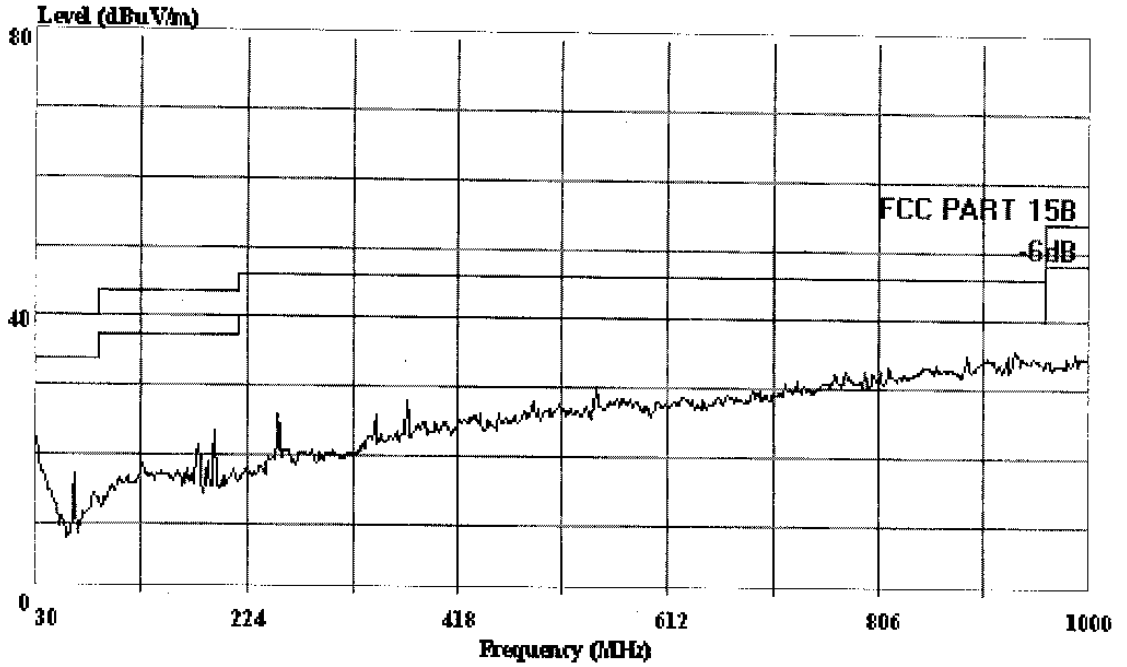
Condition: FCC PART 15B 3m 2598FACTOR VERTICAL  
 EUT : Lvx Wireless Controller for PS2  
 M/N : 8246B  
 Power : DC6V(Battery)  
 Test Engineer: Richzhv  
 Comment : Temp:24'C Humi:56%  
 Memo : Device CH0 Tx



AUDIX TECHNOLOGY (SHENZHEN) CO., LTD.

Shenzhen Science & Ind. Park  
 Tel: 0755-26639495~7  
 Fax: 0755-26632877

Data#: 20 File#: Mad Catz.EMI Date: 2004-02-18 Time: 22:03:03



AUDIX TECHNOLOGY (SHENZHEN) CO., LTD. (3# Chamber)

Trace:

Ref Trace:

Condition: FCC PART 15B 3m 2598FACTOR HORIZONTAL  
 EUT : Ivox Wireless Controller for PS2  
 M/N : 8246B  
 Power : DC6V(Battery)  
 Test Engineer: Richzhv  
 Comment : Tempo:24'C Humi:56%  
 Memo : Device CH39 Tx

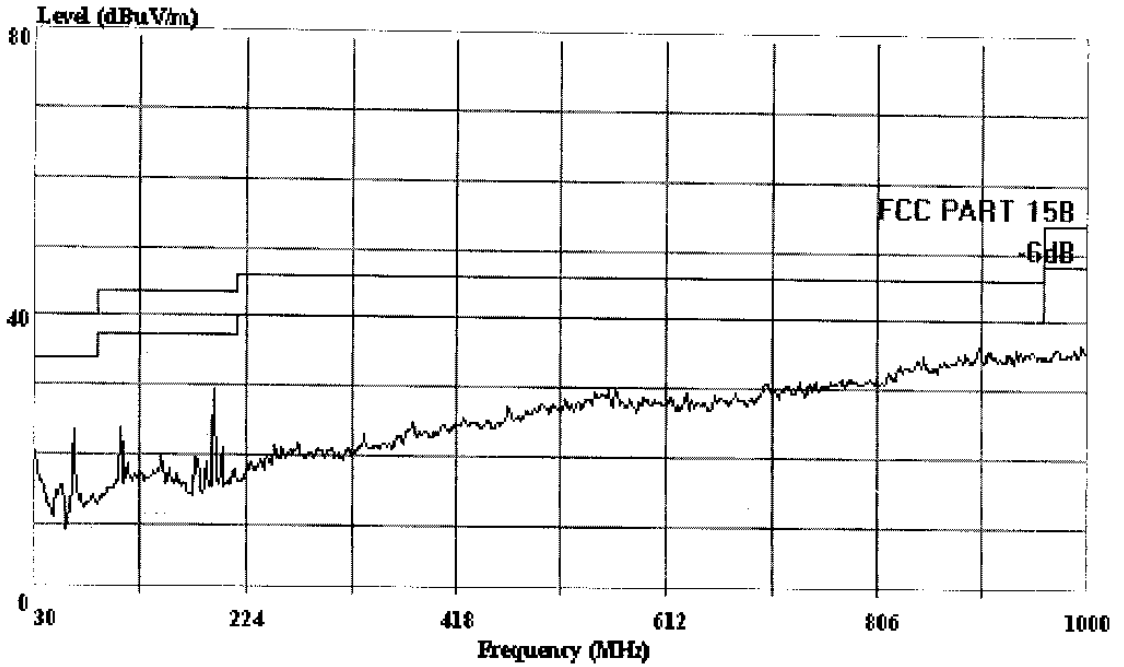




AUDIX TECHNOLOGY (SHENZHEN) CO., LTD.

Shenzhen Science & Ind. Park  
Tel: 0755-26639495~7  
Fax: 0755-26632877

Data#: 21 File#: Mad Catz.EMI Date: 2004-02-18 Time: 22:05:53



AUDIX TECHNOLOGY (SHENZHEN) CO., LTD. (3# Chamber)

Trace:

Ref Trace:

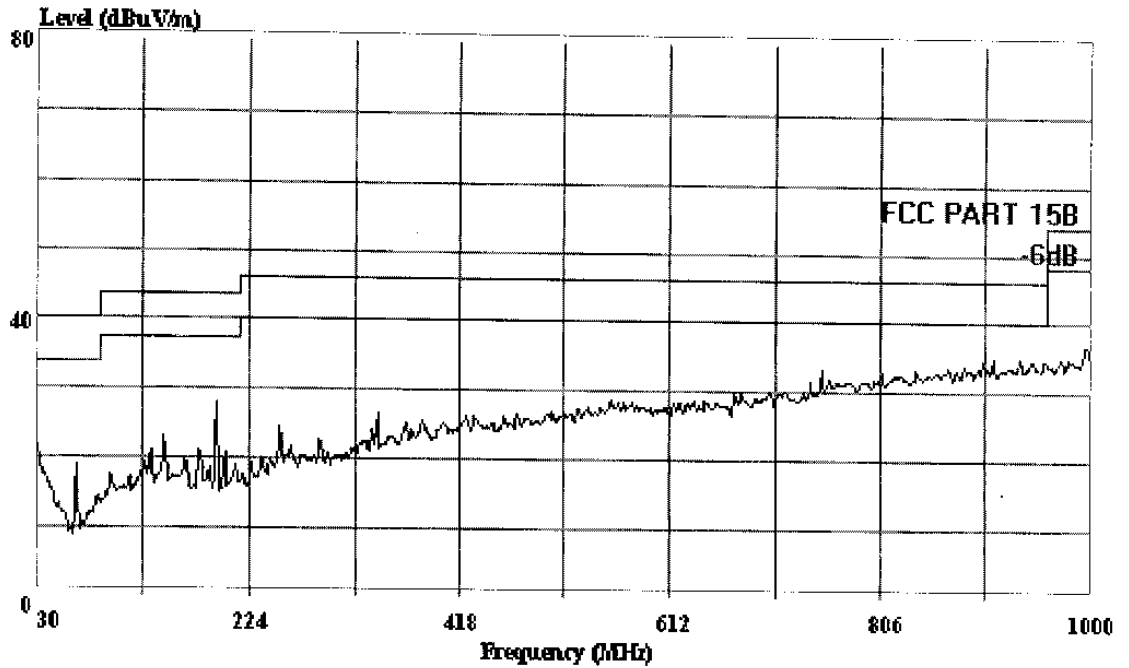
Condition: FCC PART 15B 3m 2598FACTOR VERTICAL.  
 EUT : Ivox Wireless Controller for PS2  
 M/N : 8246B  
 Power : DC6V(Battery)  
 Test Engineer: Richzhv  
 Comment : Temp:24'C Humi:56%  
 Memo : Device CH39 Tx



AUDIX TECHNOLOGY (SHENZHEN) CO., LTD.

Shenzhen Science & Ind. Park  
 Tel: 0755-26639495~7  
 Fax: 0755-26632877

Data#: 19 File#: Mad Catz.EMI Date: 2004-02-18 Time: 22:01:11



AUDIX TECHNOLOGY (SHENZHEN) CO., LTD. (# Chamber)

Trace:

Ref Trace:

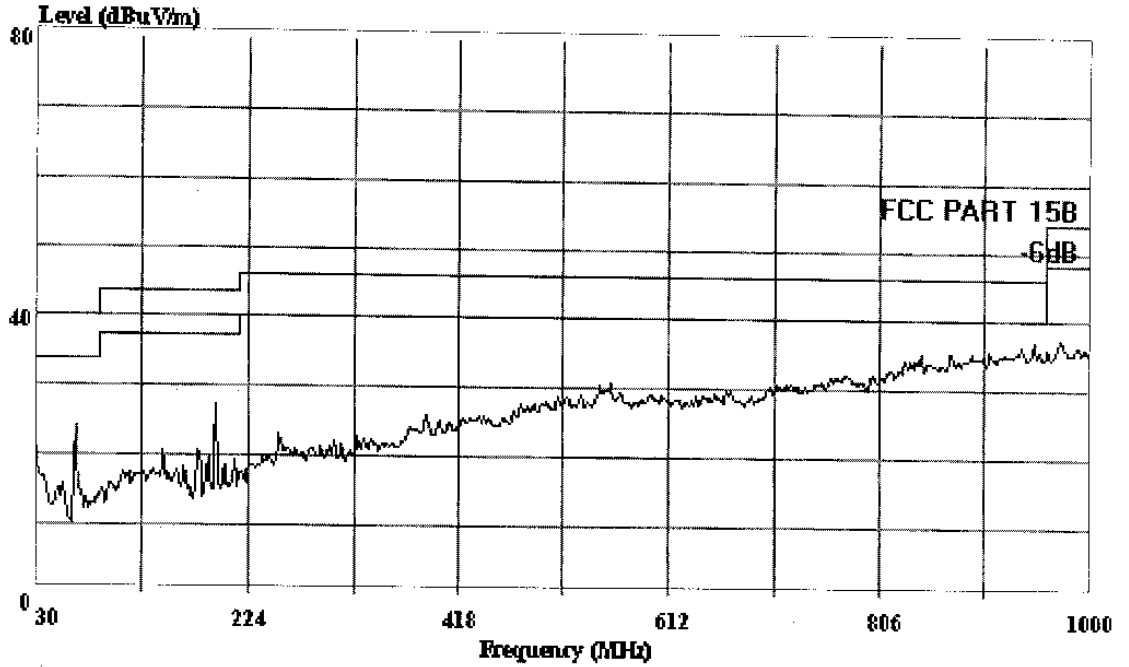
Condition: FCC PART 15B 3m 2598FACTOR HORIZONTAL  
 EUT : Ivox Wireless Controller for PS2  
 M/N : 8246B  
 Power : DC6V(Battery)  
 Test Engineer: Richzhv  
 Comment : Temp:24'C Humi:56%  
 Memo : Device CH79 Tx



AUDIX TECHNOLOGY (SHENZHEN) CO., LTD.

Shenzhen Science & Ind. Park  
 Tel: 0755-26639495~7  
 Fax: 0755-26632877

Data#: 18 File#: Mad Catz.EMI Date: 2004-02-18 Time: 22:00:10



AUDIX TECHNOLOGY (SHENZHEN) CO., LTD. (3# Chamber)

Trace:

Ref Trace:

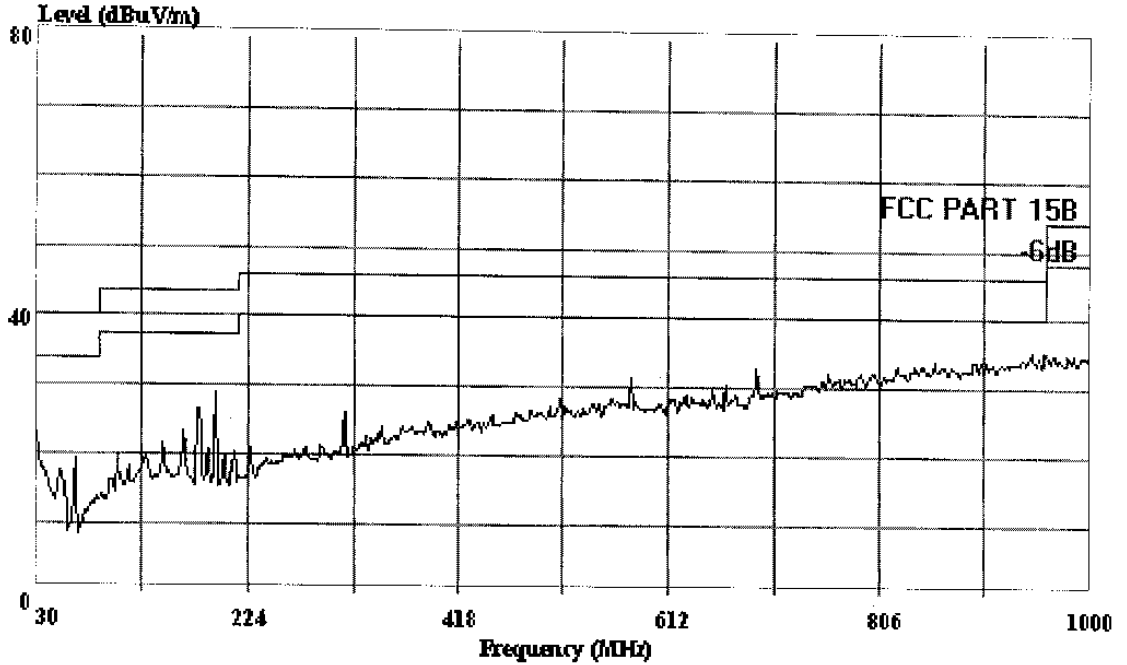
Condition: FCC PART 15B 3m 2598FACTOR VERTICAL.  
 EUT : Lvx Wireless Controller for PS2  
 M/N : 8246B  
 Power : DC6V(Battery)  
 Test Engineer: Richzhv  
 Comment : Temp:24'C Humi:56%  
 Memo : Device CH79 Tx



AUDIX TECHNOLOGY (SHENZHEN) CO., LTD.

Shenzhen Science & Ind. Park  
 Tel: 0755-26639495~7  
 Fax: 0755-26632877

Data#: 24 File#: Mad Catz.EMI Date: 2004-02-18 Time: 22:19:16



AUDIX TECHNOLOGY (SHENZHEN) CO., LTD. (3# Chamber)

Trace:

Ref Trace:

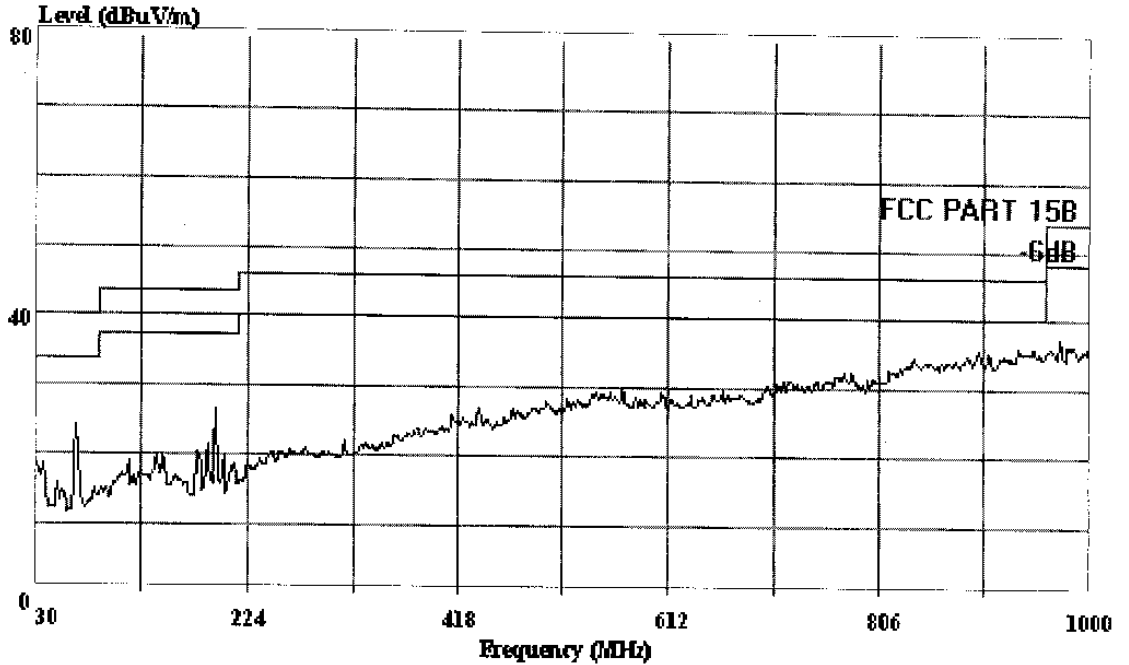
Condition: FCC PART 15B 3m 2598FACTOR HORIZONTAL  
 EUT : lvnx Wireless Controller for PS2  
 M/N : 8246B  
 Power : DC6V(Battery)  
 Test Engineer: Richzhv  
 Comment : Temp:24'C Humi:56%  
 Memo : Device CH0 Rx



AUDIX TECHNOLOGY (SHENZHEN) CO., LTD.

Shenzhen Science & Ind. Park  
 Tel: 0755-26639495~7  
 Fax: 0755-26632877

Data#: 25 File#: Mad Catz.EMI Date: 2004-02-18 Time: 22:23:08



AUDIX TECHNOLOGY (SHENZHEN) CO., LTD. (3# Chamber)

Trace:

Ref Trace:

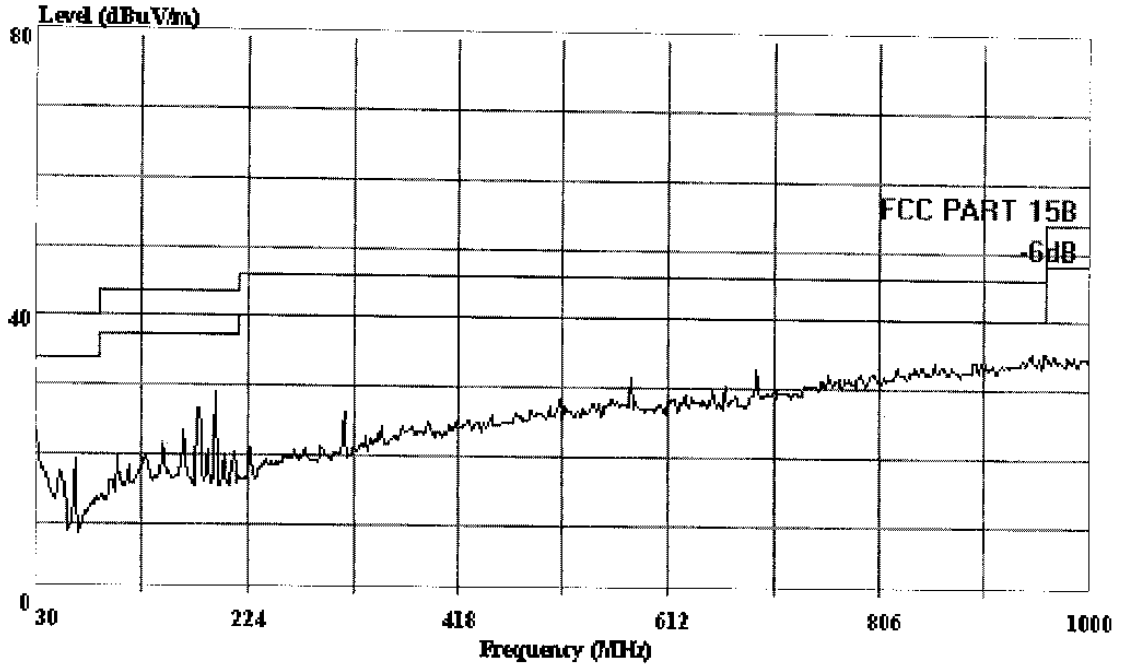
Condition: FCC PART 15B 3m 2598FACTOR VERTICAL  
 EUT : Ivox Wireless Controller for PS2  
 M/N : 8246B  
 Power : DC6V(Battery)  
 Test Engineer: Richzhv  
 Comment : Temp:24'C Humi:56%  
 Memo : Device CH0 Rx



AUDIX TECHNOLOGY (SHENZHEN) CO., LTD.

Shenzhen Science & Ind. Park  
 Tel: 0755-26639495~7  
 Fax: 0755-26632877

Data#: 26 File#: Mad Catz.EMI Date: 2004-02-18 Time: 22:27:16



AUDIX TECHNOLOGY (SHENZHEN) CO., LTD. (3# Chamber)

Trace:

Ref Trace:

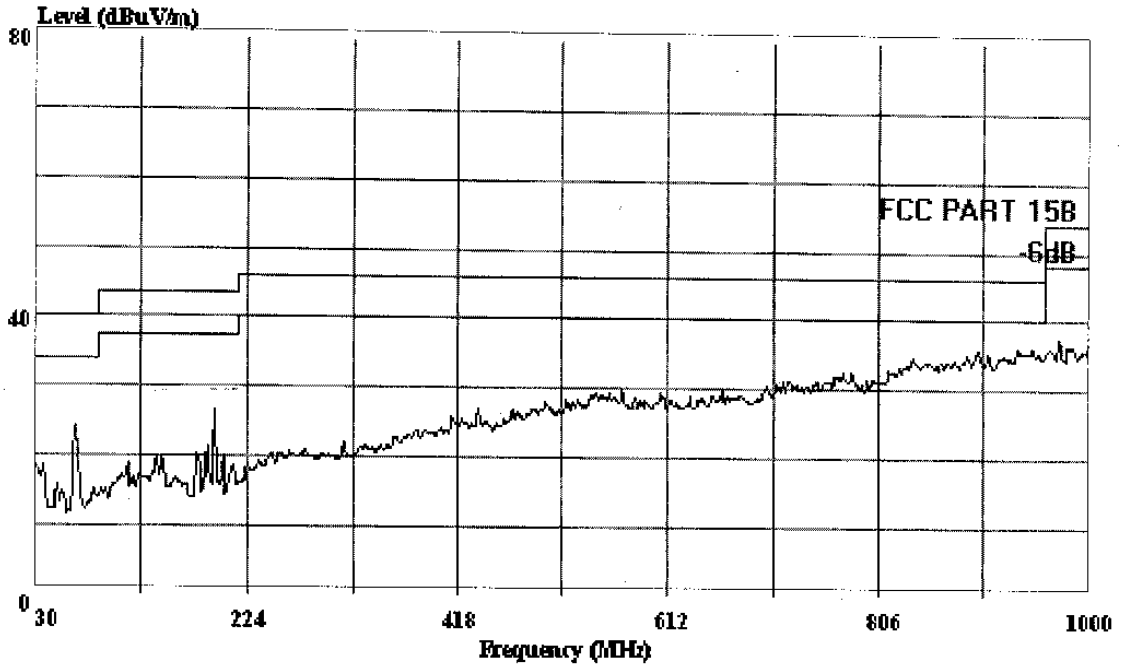
Condition: FCC PART 15B 3m 2598FACTOR HORIZONTAL  
 EUT : Ivox Wireless Controller for PS2  
 M/N : 8246B  
 Power : DC6V(Battery)  
 Test Engineer: Richzhv  
 Comment : Temp:24'C Humi:56%  
 Memo : Device CH39 Rx



AUDIX TECHNOLOGY (SHENZHEN) CO., LTD.

Shenzhen Science & Ind. Park  
 Tel: 0755-26639495~7  
 Fax: 0755-26632877

Data#: 27 File#: Mad Catz.EMI Date: 2004-02-18 Time: 22:32:08



AUDIX TECHNOLOGY (SHENZHEN) CO., LTD. (# Chamber)

Trace:

Ref Trace:

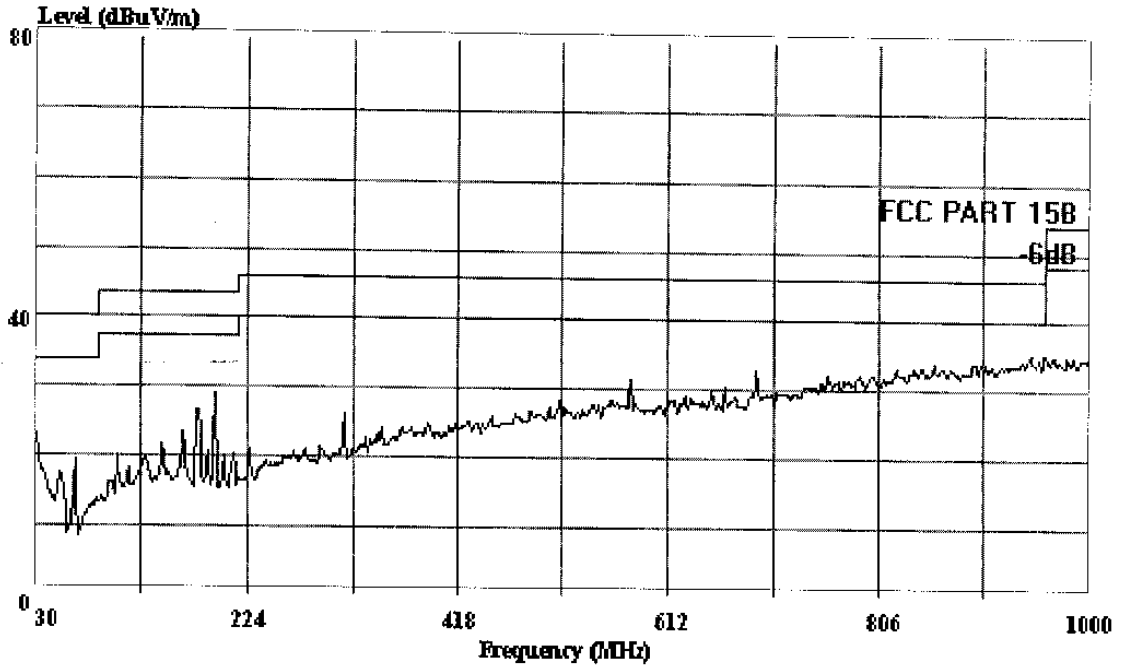
Condition: FCC PART 15B 3m 2598FACTOR VERTICAL  
 EUT : Lvx Wireless Controller for PS2  
 M/N : 8246B  
 Power : DC6V(Battery)  
 Test Engineer: Richzhv  
 Comment : Tempo:24'C Humi:56%  
 Memo : Device CH39 Rx



AUDIX TECHNOLOGY (SHENZHEN) CO., LTD.

Shenzhen Science & Ind. Park  
 Tel: 0755-26639495~7  
 Fax: 0755-26632877

Data#: 28 File#: Mad Catz.EMI Date: 2004-02-18 Time: 22:36:16



AUDIX TECHNOLOGY (SHENZHEN) CO., LTD. (3# Chamber)

Trace:

Ref Trace:

Condition: FCC PART 15B 3m 2598FACTOR HORIZONTAL  
 EUT : lvnx Wireless Controller for PS2  
 M/N : 8246B  
 Power : DC6V(Battery)  
 Test Engineer: Richzhv  
 Comment : Temp:24'C Humi:56%  
 Memo : Device CH79 Rx

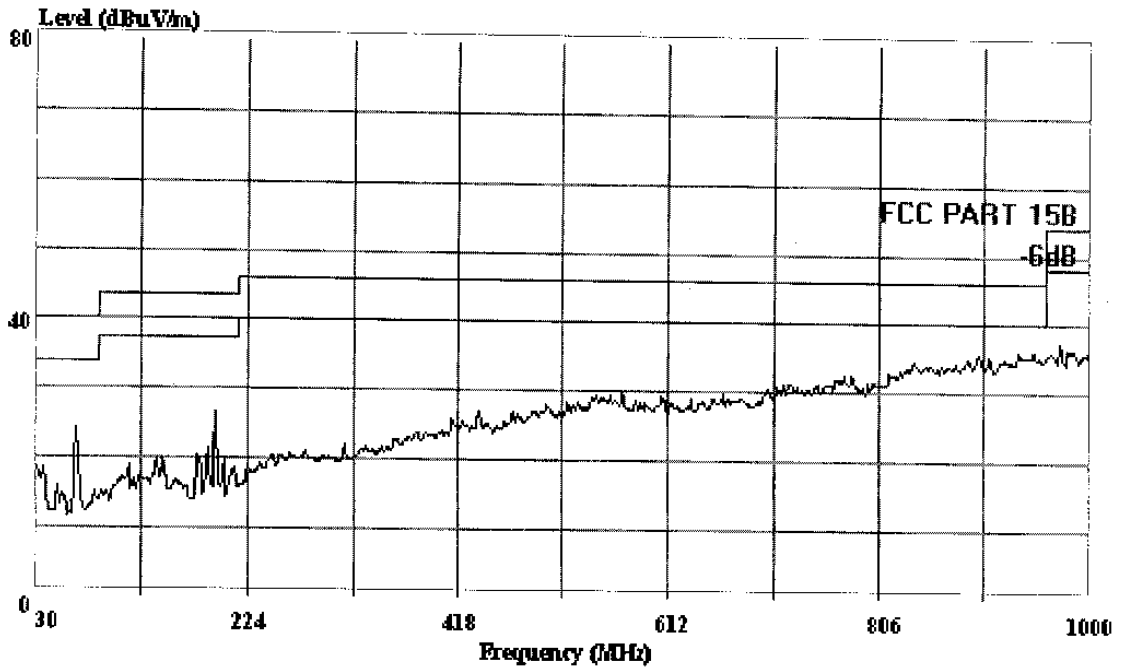




AUDIX TECHNOLOGY (SHENZHEN) CO., LTD.

Shenzhen Science & Ind. Park  
 Tel: 0755-26639495~7  
 Fax: 0755-26632877

Data#: 29 File#: Mad Catz.EMI Date: 2004-02-18 Time: 22:40:08



AUDIX TECHNOLOGY (SHENZHEN) CO., LTD. (3# Chamber)

Trace:

Ref Trace:

Condition: FCC PART 15B 3m 2598FACTOR VERTICAL  
 EUT : Lvx Wireless Controller for PS2  
 M/N : 8246B  
 Power : DC6V(Battery)  
 Test Engineer: Richzhv  
 Comment : Temp:24'C Humi:56%  
 Memo : Device CH79 Rx

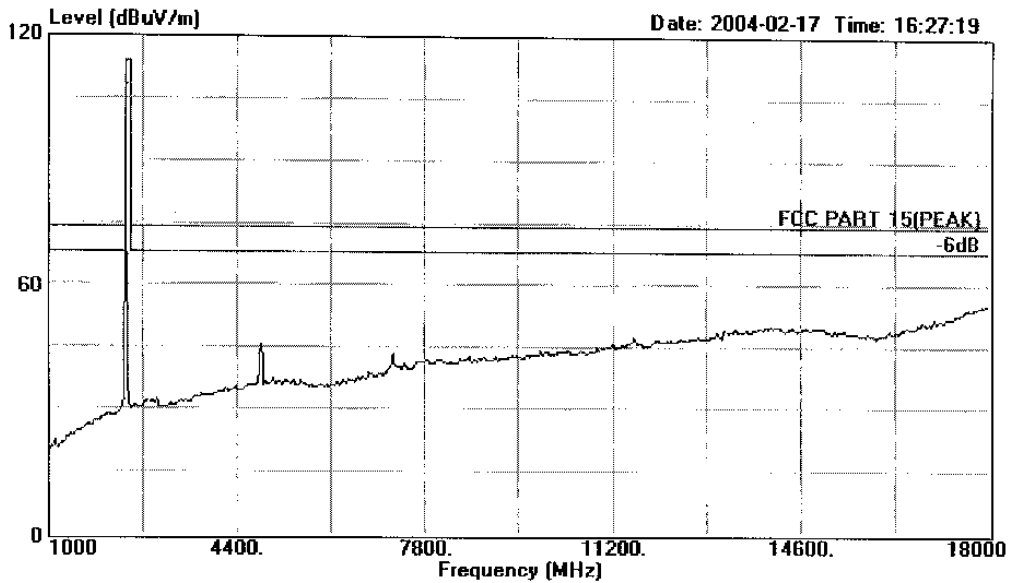


信華科技(深圳)有限公司

AUDIX Technology (Shenzhen) Co., Ltd.

No. 6, Ke Feng Road, Block 52,  
Shenzhen Science & Industry Park  
Nantou, Shenzhen, Guangdong, China  
Tel:+86-755-26639496 Fax:+86-755-26632877

Data#: 48 File#: C:\EMI TEST DATA\N\Mad catz.EMI



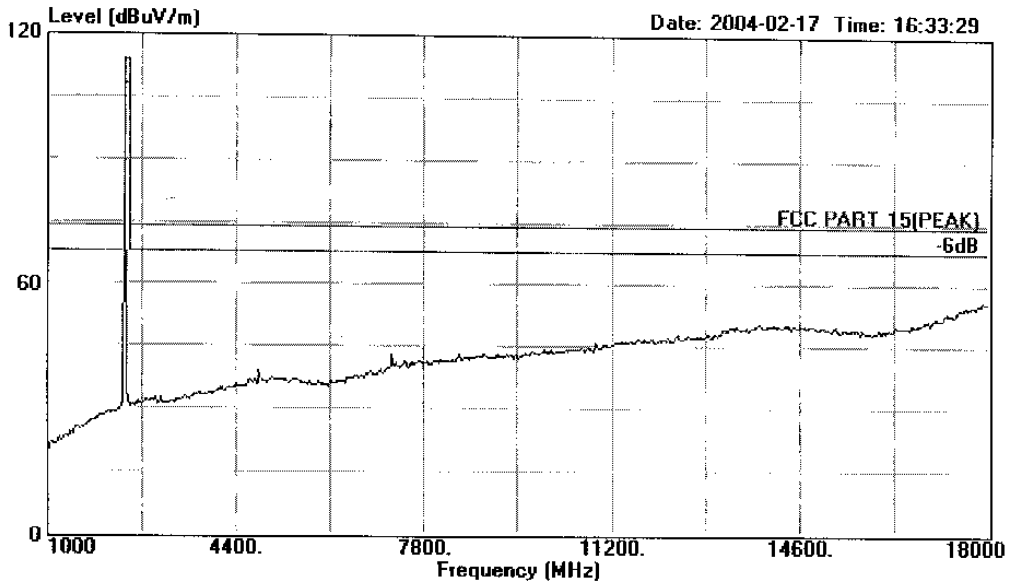
Site : 1# Chamber  
Condition : FCC PART 15(PEAK) 3m 3115FACTOR HORIZONTAL  
EUT : Lynx Wireless Controller for PS2  
M/N : 8246B  
Power : DC6V (Battery)  
Test Engineer : Richzhy  
Memo : Device CHO Tx  
Test comment : Temp:23°C Humi:54%



信華科技(深圳)有限公司  
 AUDIX Technology (Shenzhen) Co., Ltd.

No. 6, Ke Feng Road, Block 52,  
 Shenzhen Science & Industry Park  
 Nantou, Shenzhen, Guangdong, China  
 Tel:+86-755-26639496 Fax:+86-755-26632877

Data#: 49 File#: C:\EMI TEST DATA\M\Mad catz.EMI



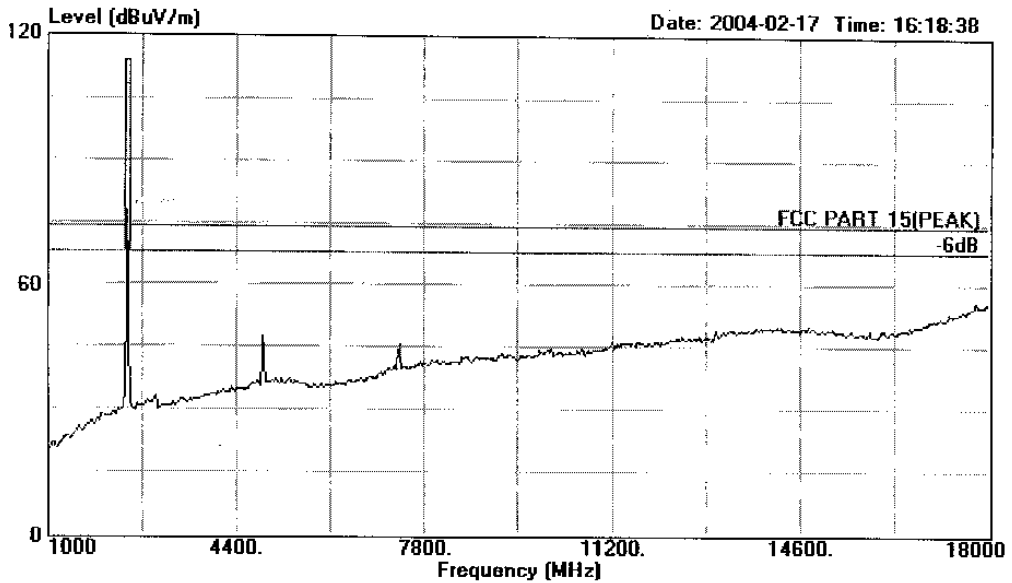
Site : 1# Chamber  
 Condition : FCC PART 15(PEAK) 3m 3115FACTOR VERTICAL  
 EUT : Lynx Wireless Controller for PS2  
 M/N : 8246B  
 Power : DC6V (Battery)  
 Test Engineer : Richzhy  
 Memo : Device CHO Tx  
 Test comment : Temp:23°C Humi:54%



信華科技(深圳)有限公司  
 AUDIX Technology (Shenzhen) Co.,Ltd.

No. 6, Ke Feng Road, Block 52,  
 Shenzhen Science & Industry Park  
 Nantou, Shenzhen, Guangdong, China  
 Tel:+86-755-26639496 Fax:+86-755-26632877

Data#: 47 File#: C:\EMI TEST DATA\H\Mad catz.EMI



Site : 1# Chamber  
 Condition : FCC PART 15(PEAK) 3m 3115FACTOR HORIZONTAL  
 EUT : Lynx Wireless Controller for PS2  
 M/N : 8246B  
 Power : DC6V (Battery)  
 Test Engineer : Richzhy  
 Memo : Device CH39 Tx  
 Test comment : Temp:23°C Humi:54%

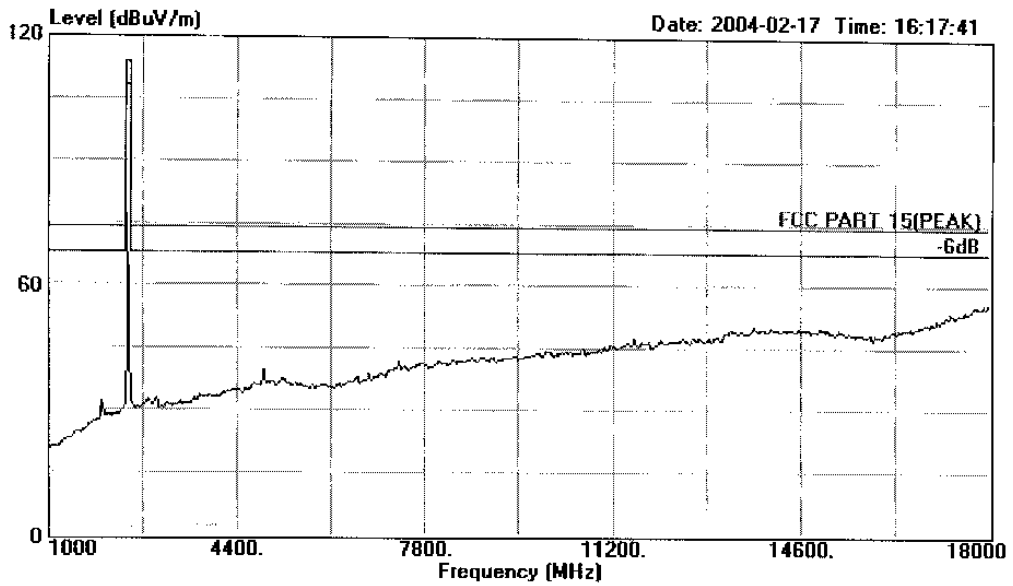


信華科技(深圳)有限公司

AUDIX Technology (Shenzhen) Co., Ltd.

No. 6, Ke Feng Road, Block 52,  
Shenzhen Science & Industry Park  
Nantou, Shenzhen, Guangdong, China  
Tel:+86-755-26639496 Fax:+86-755-26632877

Data#: 46 File#: C:\EMI TEST DATA\H\Mad catz.EMI



Site : 1# Chamber  
Condition : FCC PART 15(PEAK) 3m 3115FACTOR VERTICAL  
EUT : Lynx Wireless Controller for PS2  
M/N : S246B  
Power : DC6V (Battery)  
Test Engineer : Richzhy  
Memo : Device CH39 Tx  
Test comment : Temp:23°C Humi:54%

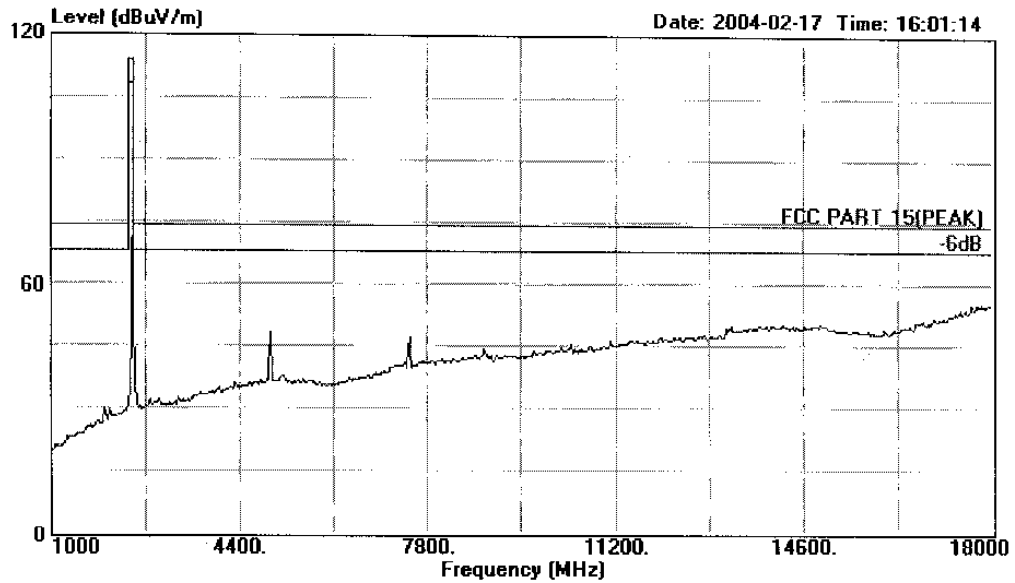


信華科技(深圳)有限公司

AUDIX Technology (Shenzhen) Co., Ltd.

No. 6, Ke Feng Road, Block 52,  
Shenzhen Science & Industry Park  
Nantou, Shenzhen, Guangdong, China  
Tel:+86-755-26639496 Fax:+86-755-26632877

Data#: 44 File#: C:\EMI TEST DATA\H\Mad catz.EMI



Site : 1# Chamber  
Condition : FCC PART 15(PEAK) 3m 3115FACTOR HORIZONTAL  
EUT : Lynx Wireless Controller for PS2  
M/N : 8246B  
Power : DC6V (Battery)  
Test Engineer : Richzhy  
Memo : Device CH79 Tx  
Test comment : Temp:23°C Humi:54%

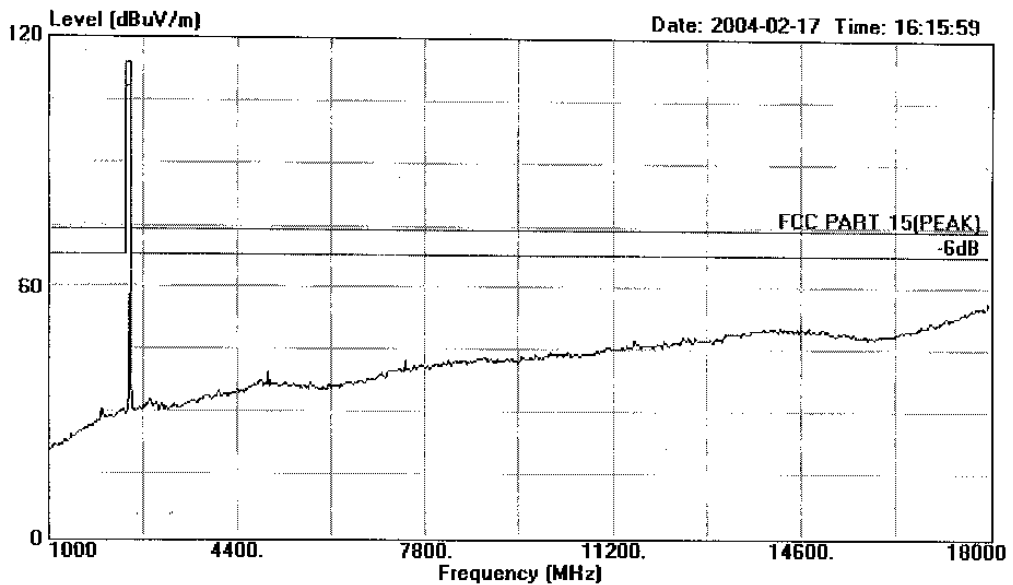


信華科技(深圳)有限公司

AUDIX Technology (Shenzhen) Co., Ltd.

No. 6, Ke Feng Road, Block 52,  
Shenzhen Science & Industry Park  
Nantou, Shenzhen, Guangdong, China  
Tel:+86-755-26639496 Fax:+86-755-26632877

Data#: 45 File#: C:\EMI TEST DATA\M\Mad catz.EMI



Site : 1# Chamber  
Condition : FCC PART 15(PEAK) 3m 3115FACTOR VERTICAL  
EUT : Lynx Wireless Controller for PS2  
M/N : 8246B  
Power : DC6V (Battery)  
Test Engineer : Richzhy  
Memo : Device CH79 Tx  
Test comment : Temp:23°C Humi:54%

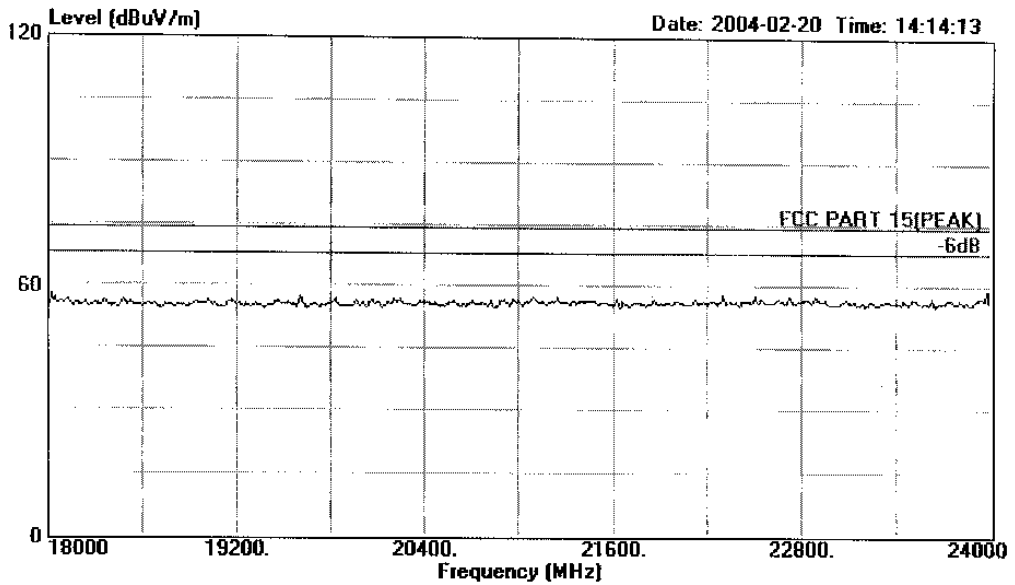


信華科技(深圳)有限公司

AUDIX Technology (Shenzhen) Co., Ltd.

No. 6, Ke Feng Road, Block 52,  
Shenzhen Science & Industry Park  
Nantou, Shenzhen, Guangdong, China  
Tel:+86-755-26639496 Fax:+86-755-26632877

Data#: 67 File#: C:\EMI TEST DATA\M\Had catz.EMI



Site : 1# Chamber  
Condition : FCC PART 15 (PEAK) 3m 3115FACTOR HORIZONTAL  
EUT : Lynx Wireless Controller for PS2  
M/N : 8246B  
Power : DC6V (Battery)  
Test Engineer : Richzhy  
Memo : Device CHO Tx  
Test comment : Temp:23°C Humi:54%



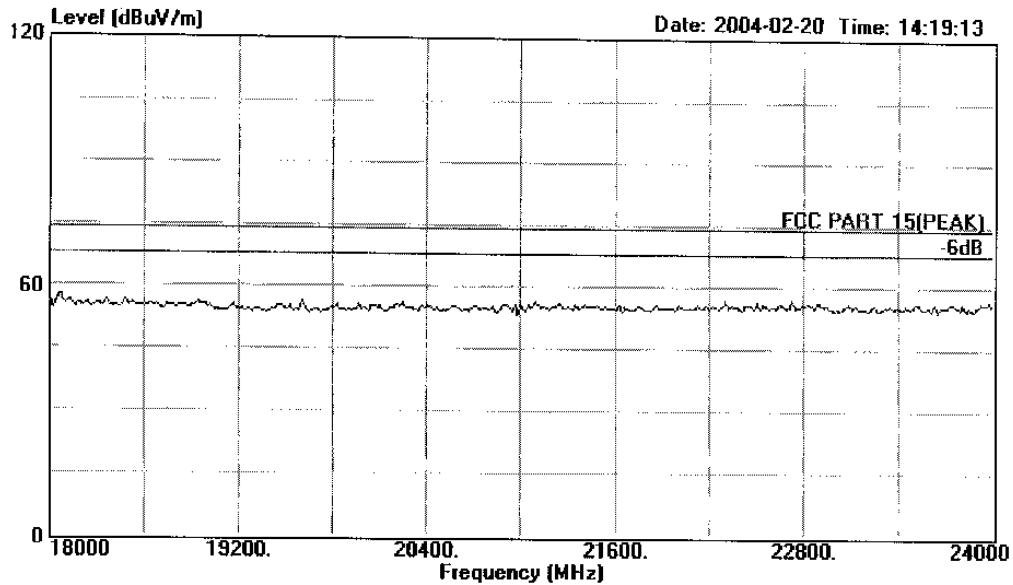


信華科技(深圳)有限公司

AUDIX Technology (Shenzhen) Co., Ltd.

No. 6, Ke Feng Road, Block 52,  
 Shenzhen Science & Industry Park  
 Nantou, Shenzhen, Guangdong, China  
 Tel:+86-755-26639496 Fax:+86-755-26632877

Data#: 68 File#: C:\EMI TEST DATA\M\Mad catz.EMI



Site : 1# Chamber  
 Condition : FCC PART 15(PEAK) 3m 3115FACTOR VERTICAL  
 EUT : Lynx Wireless Controller for PS2  
 M/N : 8246B  
 Power : DC6V (Battery)  
 Test Engineer : Richzhy  
 Memo : Device CHO Tx  
 Test comment : Temp:23°C Humi:54%

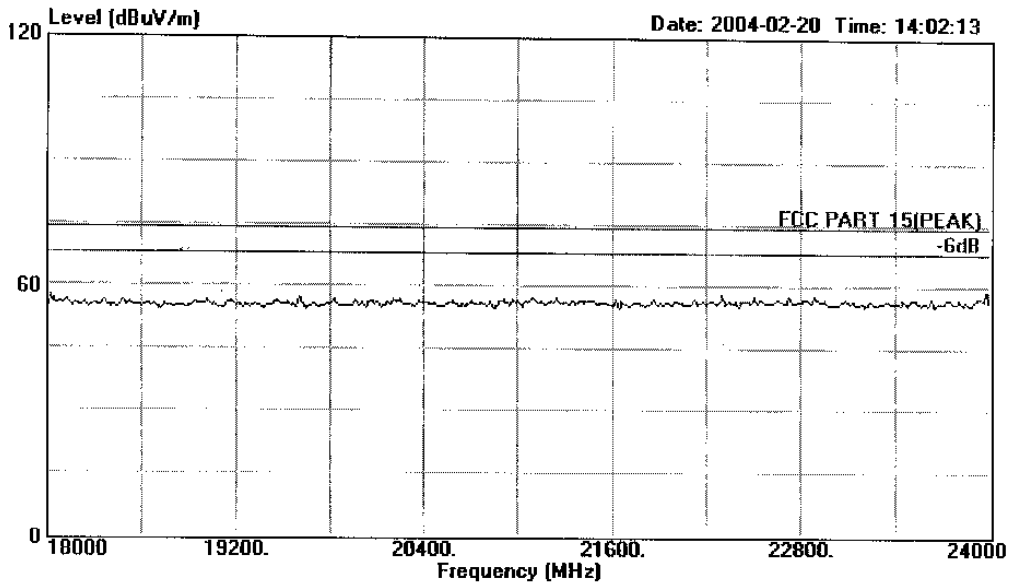


信華科技(深圳)有限公司

AUDIX Technology (Shenzhen) Co., Ltd.

No. 6, Ke Feng Road, Block 52,  
 Shenzhen Science & Industry Park  
 Nantou, Shenzhen, Guangdong, China  
 Tel:+86-755-26639496 Fax:+86-755-26632877

Data#: 63 File#: C:\EMI TEST DATA\M\Mad catz.EMI



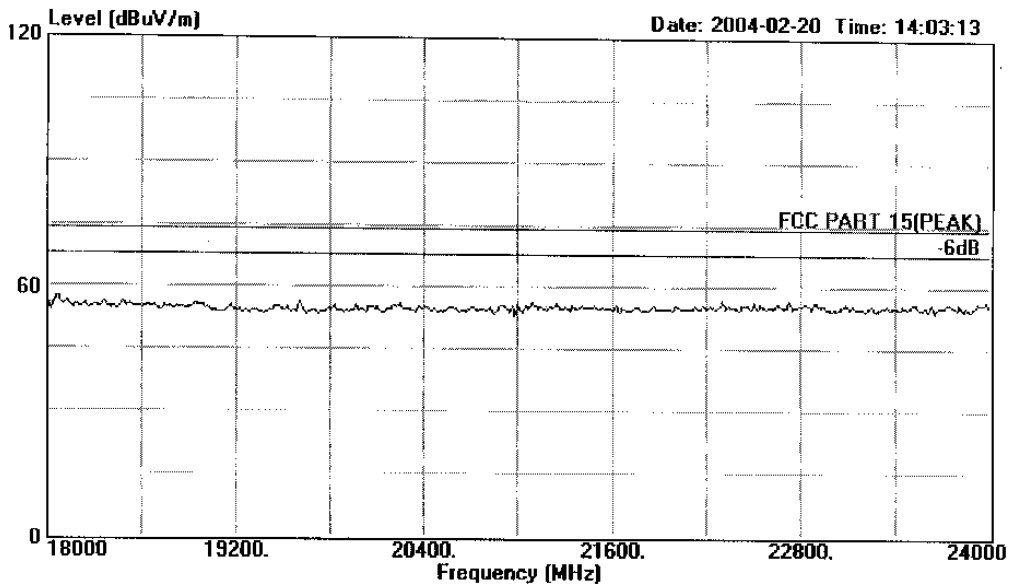
Site : 1# Chamber  
 Condition : FCC PART 15(PEAK) 3m 3115FACTOR HORIZONTAL  
 EUT : Lynx Wireless Controller for PS2  
 M/N : S246B  
 Power : DC6V (Battery)  
 Test Engineer : Richzhy  
 Memo : Device CH39 Tx  
 Test comment : Temp:23°C Humi:54%



信華科技(深圳)有限公司  
 AUDIX Technology (Shenzhen) Co., Ltd.

No. 6, Ke Feng Road, Block 52,  
 Shenzhen Science & Industry Park  
 Nantou, Shenzhen, Guangdong, China  
 Tel:+86-755-26639496 Fax:+86-755-26632877

Data#: 64 File#: C:\EMI TEST DATA\M\Mad catz.EMI



Site : 1# Chamber  
 Condition : FCC PART 15(PEAK) 3m 3115FACTOR VERTICAL  
 EUT : Lynx Wireless Controller for PS2  
 M/N : S246B  
 Power : DC6V (Battery)  
 Test Engineer : Richzhy  
 Memo : Device CH39 Tx  
 Test comment : Temp:23°C Humi:54%

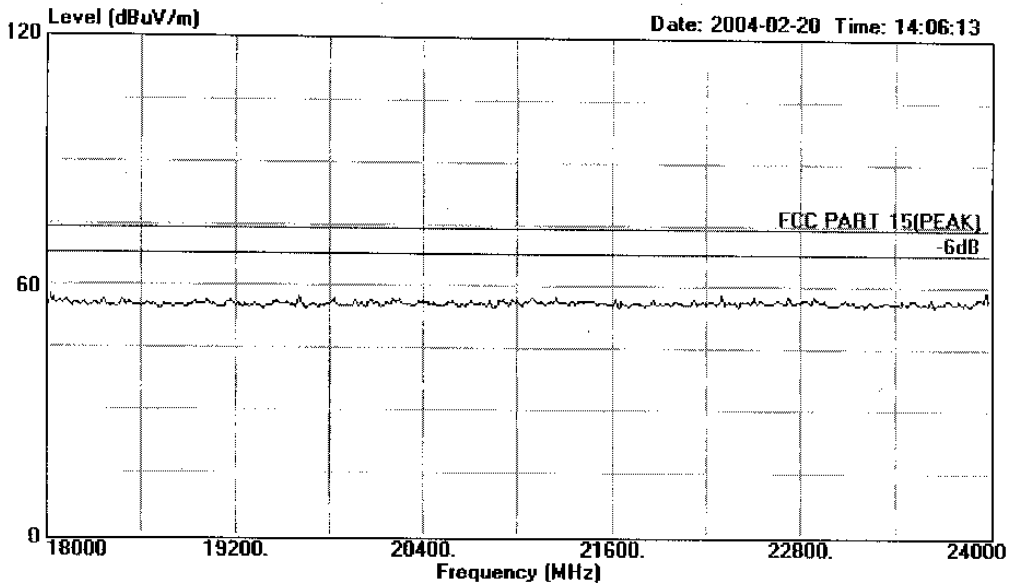


信華科技(深圳)有限公司

AUDIX Technology (Shenzhen) Co., Ltd.

No. 6, Ke Feng Road, Block 52,  
 Shenzhen Science & Industry Park  
 Nantou, Shenzhen, Guangdong, China  
 Tel:+86-755-26639496 Fax:+86-755-26632877

Data#: 65 File#: C:\EMI TEST DATA\N\Mad catz.EMI



Site : 1# Chamber  
 Condition : FCC PART 15(PEAK) 3m 3115FACTOR HORIZONTAL  
 EUT : Lynx Wireless Controller for PS2  
 M/N : 8246B  
 Power : DC6V (Battery)  
 Test Engineer : Richzhy  
 Memo : Device CH79 Tx  
 Test comment : Temp:23°C Humi:54%

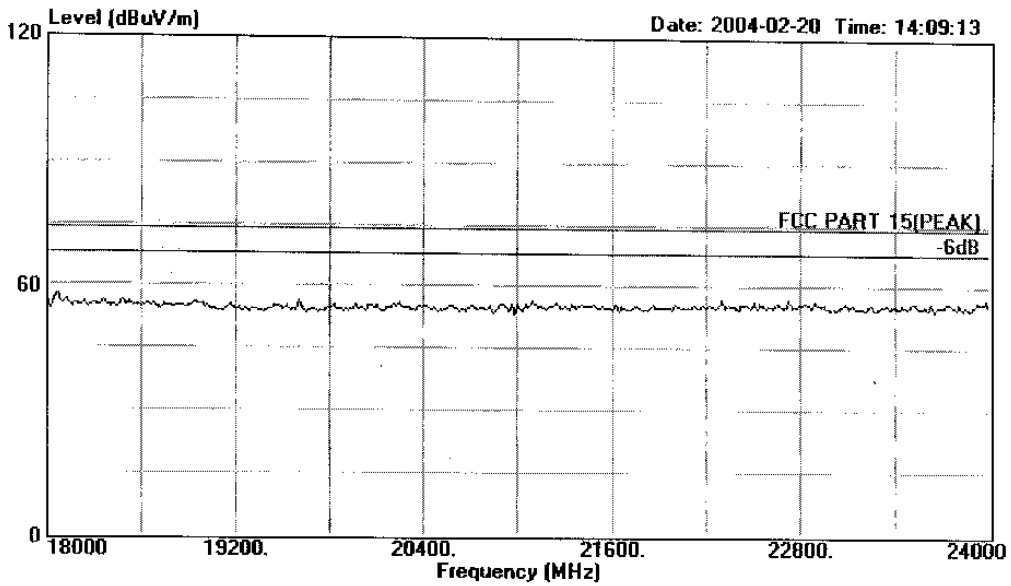


信華科技(深圳)有限公司

AUDIX Technology (Shenzhen) Co., Ltd.

No. 6, Ke Feng Road, Block 52,  
 Shenzhen Science & Industry Park  
 Nantou, Shenzhen, Guangdong, China  
 Tel:+86-755-26639496 Fax:+86-755-26632877

Data#: 66 File#: C:\EMI TEST DATA\M\Mad catz.EMI



Site : 1# Chamber  
 Condition : FCC PART 15(PEAK) 3m 3115FACTOR VERTICAL  
 EUT : Lynx Wireless Controller for PS2  
 M/N : S246B  
 Power : DC6V (Battery)  
 Test Engineer : Richzhy  
 Memo : Device CH79 Tx  
 Test comment : Temp:23°C Humi:54%