

Figure 5
General Appearance of the EUT



Figure 6
Inside of the EUT



Figure 7
Inside of the EUT




Figure 8
Inside of the EUT



Figure 9
Component Side of the PCB




Figure 10
Component Side of the PCB



Figure 11
Component Side of the PCB




Figure 12
Component Side of the PCB




Figure 13
Component Side of the PCB




Figure 14
Component Side of the PCB




Figure 15
Component Side of the PCB




Figure 16
Component Side of the PCB




Figure 17
Component Side of the PCB




Figure 18
Component Side of the PCB



Figure 19
Component Side of the PCB




Figure 20
Component Side of the PCB



Figure 21
Component Side of the PCB



Figure 22
Component Side of the PCB



Figure 23
Component Side of the PCB



Figure 24
Component Side of the PCB



Figure 25
Component Side of the PCB

