



FCC PART 15C TEST REPORT FOR CERTIFICATION
On Behalf of

Mad Catz Inc.

Warhead Dolby Virtual 7.1 Wireless Stereo Headset

Model Number: 47674R

FCC ID: P2547674S4711C

Prepared for : Mad Catz Inc.
7480 Mission Valley Road, Suite 101, San Diego,
California, 92108, USA

Prepared By : Audix Technology (Shenzhen) Co., Ltd.
No. 6, Ke Feng Rd., 52 Block,
Shenzhen Science & Industrial Park,
Nantou, Shenzhen, Guangdong, China

Tel: (0755) 26639496

Report Number : ACS-F12018
Date of Test : Feb.02~15, 2012
Date of Report : Feb.17, 2012

TABLE OF CONTENTS

<u>Description</u>	<u>Page</u>
1. SUMMARY OF STANDARDS AND RESULTS.....	1-1
1.1. Description of Standards and Results	1-1
2. GENERAL INFORMATION	2-1
2.1. Description of Device (EUT).....	2-1
2.2. Block Diagram of Test Setup.....	2-1
2.3. Test Facility	2-2
2.4. Measurement Uncertainty (95% confidence levels, k=2)	2-2
3. POWER LINE CONDUCTED EMISSION TEST	3-1
4. RADIATED EMISSION TEST	4-1
4.1. Test Equipment	4-1
4.2. Block Diagram of Test Setup.....	4-1
4.3. Radiated Emission Limit Standard: FCC 15.209 and 15.249	4-2
4.4. EUT Configuration on Test.....	4-3
4.5. Operating Condition of EUT.....	4-3
4.6. Test Procedure.....	4-3
4.7. Radiated Emission Test Results	4-3
5. 20 DB BANDWIDTH TEST	5-1
5.1. Test Equipment	5-1
5.2. Limit.....	5-1
5.3. Test Results	5-1
6. BAND EDGE COMPLIANCE TEST	6-1
6.1. Test Equipment	6-1
6.2. Limit.....	6-1
6.3. Test Produce	6-1
7. DEVIATION TO TEST SPECIFICATIONS.....	7-1
8. PHOTOGRAPH OF TEST	8-1
8.1. Photos of Radiated Emission Test (30-1000MHz)	8-1
9. PHOTOGRAPH OF EUT	9-1

TEST REPORT CERTIFICATION

Applicant : Mad Catz Inc.
Manufacturer : Concord Electronic (Huizhou) Factory
EUT Description : Warhead Dolby Virtual 7.1 Wireless Stereo Headset
FCC ID : P2547674S4711C
(A) MODEL NO. : 47674R
(B) SERIAL NO. : N/A
(C) POWER SUPPLY : DC 3.7V
(D) TEST VOLTAGE : DC 3.7V

Tested for comply with:
FCC Rules and Regulations Part 15 Subpart C:2008

Test procedure used:
ANSI C63.10:2009

The device described above is tested by AUDIX TECHNOLOGY (SHENZHEN) CO., LTD. to confirm comply with all the FCC Part 15 Subpart C requirements.

The test results are contained in this test report and AUDIX TECHNOLOGY (SHENZHEN) CO., LTD. is assumed full responsibility for the accuracy and completeness of these tests. This report contains data that are not covered by the NVLAP accreditation. Also, this report shows that the Equipment Under Test (EUT) is to be technically compliant with the FCC requirements.

This Report is made under FCC Part 2.1075. No modifications were required during testing to bring this product into compliance.

This report applies to above tested sample only. This report shall not be reproduced in part without written approval of AUDIX TECHNOLOGY (SHENZHEN) CO., LTD.

The report must not be used by the client to claim product certification, approval, or endorsement by NVLAP, NIST, or any agency of the federal government.

Date of Test : Feb.02~ 15, 2012 Report of date: Feb.17, 2012

Prepared by : Cerry He Reviewed by : Sunny Lu
Cerry He / Assistant Sunny Lu / Supervisor



Approved & Authorized Signer : Ken Lu / Manager

1. SUMMARY OF STANDARDS AND RESULTS

1.1. Description of Standards and Results

The EUT have been tested according to the applicable standards as referenced below.

EMISSION		
Description of Test Item	Standard	Results
Power Line Conducted Emission Test	FCC Part 15C: 15.207 ANSI C63.10-2009	N/A
Radiated Emission Test	FCC Part 15C: 15.209 FCC Part 15C: 15.249 ANSI C63.10-2009	PASS
Band Edge Compliance Test	FCC Part 15: 15.249 ANSI C63.10-2009	PASS
20dB Bandwidth Test	FCC Part 15: 15.215 ANSI C63.10-2009	PASS

2. GENERAL INFORMATION

2.1. Description of Device (EUT)

Product Name	: Warhead Dolby Virtual 7.1 Wireless Stereo Headset
Model Number	: 47674R
FCC ID	: P2547674S4711C
Antenna	: Integrated PCB antenna, 3.05dBi gain
Operation frequency	: 5736MHz~5814MHz
Power Supply	: DC 3.7V
Applicant	: Mad Catz Inc. 7480 Mission Valley Road, Suite 101, San Diego, California, 92108, USA
Manufacturer	: Concord Electronic (Huizhou) Factory 21, PingAn Road, Shuikou Subdistrict, HuiZhou, GuangDong Province, China
Date of Test	: Feb.02~15, 2012
Date of Receipt	: Nov.05, 2011
Sample Type	: Prototype production

2.2. Block Diagram of Test Setup



(EUT: Warhead Dolby Virtual 7.1 Wireless Stereo Headset)

2.3.Test Facility

Site Description

Name of Firm : Audix Technology (Shenzhen) Co., Ltd.
No. 6, Ke Feng Rd., 52 Block, Shenzhen
Science & Industrial Park,Nantou,
Shenzhen, Guangdong, China

3m Anechoic Chamber : Certificated by FCC, USA
Registration Number: 90454
Valid Date: Mar.31, 2012

3m & 10m Anechoic Chamber : Certificated by FCC, USA
Registration Number: 794232
Valid Date: Dec.30, 2012

EMC Lab. : Certificated by Industry Canada
Registration Number: IC 5183A-1
Valid Date: Jun.13, 2014

Certificated by DAkkS, Germany
Registration No: D-PL-12151-01-01
Valid Date: Feb.01, 2014

Accredited by NVLAP, USA
NVLAP Code: 200372-0
Valid Date: Mar.31, 2012

2.4.Measurement Uncertainty (95% confidence levels, k=2)

Test Item	Uncertainty
Uncertainty for Radiation Emission test in 3m chamber	3.6 dB(30~200MHz, Polarize: H)
	3.7 dB(30~200MHz, Polarize: V)
	4.0 dB(200M~1GHz, Polarize: H)
	3.7 dB(200M~1GHz, Polarize: V)
Uncertainty for Radiation Emission test in 3m chamber (1GHz-18GHz)	3.1dB (Distance: 3m Polarize: V)
	3.7 dB(Distance: 3m Polarize: H)
Uncertainty for Radiated Spurious Emission test in RF chamber	3.57dB
Uncertainty for Bandwidth test	83 kHz
Uncertainty for DC power test	0.038 %
Uncertainty for test site temperature and humidity	0.6°C
	3%

3. POWER LINE CONDUCTED EMISSION TEST

According to Paragraph (c) of FCC Part 15 section 15.207, Tests to demonstrate compliance with the conducted limits are not required for devices which only employ battery power for operation and which do not operate from the AC power lines or contain provisions for operation while connected to the AC power lines.

4. RADIATED EMISSION TEST

4.1. Test Equipment

Frequency rang: 30~1000MHz

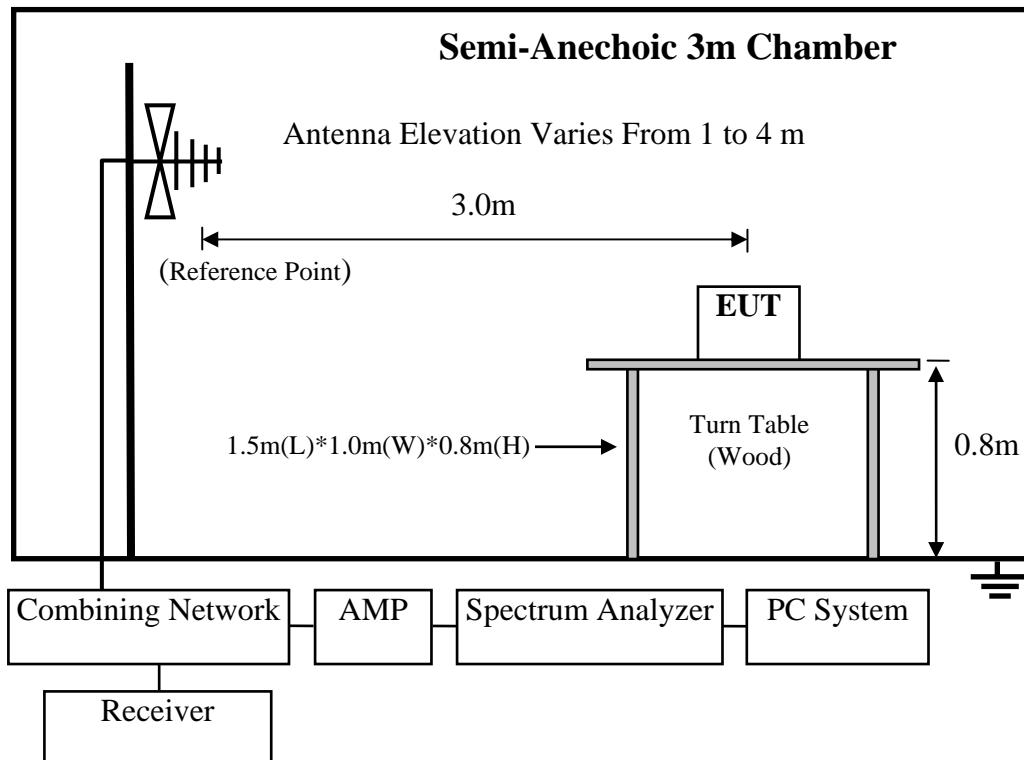
Item	Equipment	Manufacturer	Model No.	Serial No.	Last Cal.	Cal. Interval
1	3#Chamber	AUDIX	N/A	N/A	Nov.28,11	1 Year
2	EMI Spectrum	Agilent	E4407B	MY41440292	May.08, 11	1 Year
3	Test Receiver	Rohde & Schwarz	ESVS10	834468/011	May.08, 11	1 Year
4	Amplifier	HP	8447D	2648A04738	May.08, 11	1 Year
5	Bilog Antenna	Schaffner	CBL6111C	2598	Oct.26, 10	1.5 Year
6	RF Cable	MIYAZAKI	CFD400-NL	3# Chamber No.1	Dec.06, 11	0.5Year
7	Coaxial Switch	Anritsu	MP59B	M74389	May.08, 11	1 Year

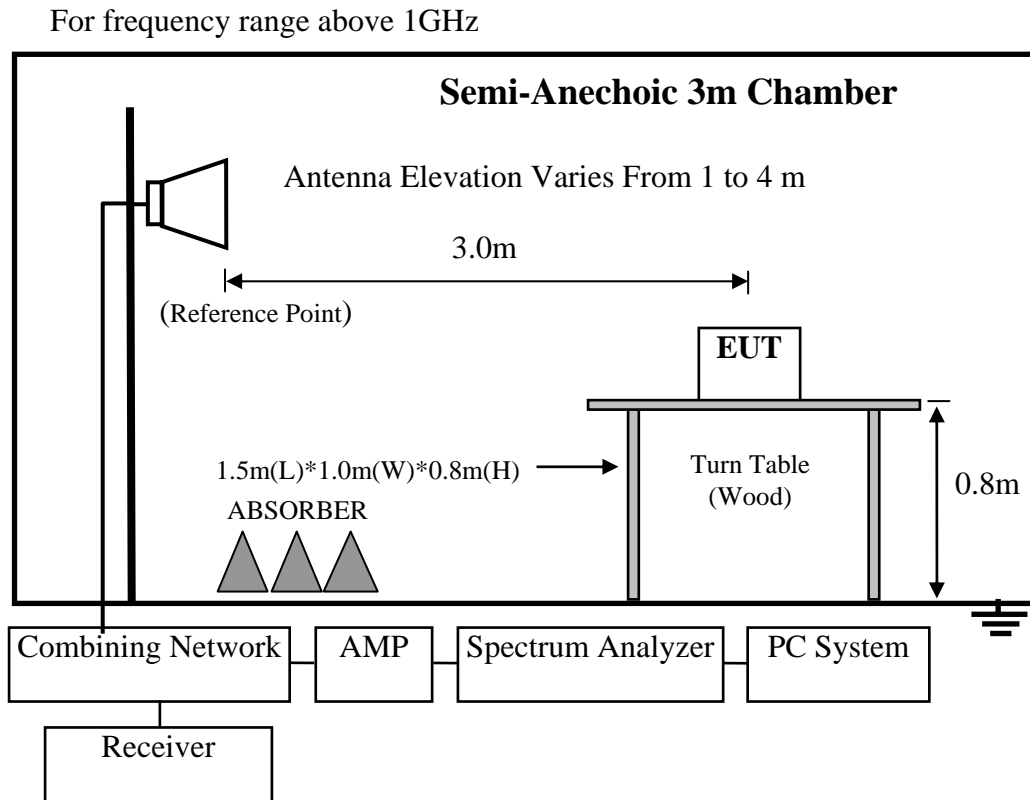
Frequency rang: above 1000MHz

Item	Equipment	Manufacturer	Model No.	Serial No.	Last Cal.	Cal. Interval
1	Spectrum Analyzer	Agilent	E4407B	MY41440292	May.08, 11	1 Year
2	Horn Antenna	EMCO	3115	9607-4877	July.01, 11	1 Year
3	Amplifier	Agilent	8449B	3008A00863	May.08, 11	1 Year
4	RF Cable	Hubersuhner	SUCOFLEX106	77980/6	Dec.06, 11	0.5Year
5	RF Cable	Hubersuhner	SUCOFLEX106	77977/6	Dec.06, 11	0.5Year

4.2. Block Diagram of Test Setup

For frequency range 30MHz-1000MHz





4.3. Radiated Emission Limit Standard: FCC 15.209 and 15.249

FREQUENCY MHz	DISTANCE Meters	FIELD STRENGTHS LIMIT	
		μV/m	dB(μV)/m
30 ~ 88	3	100	40.0
88 ~ 216	3	150	43.5
216 ~ 960	3	200	46.0
960 ~ 1000	3	500	54.0
Above 1000MHz	3	74.0 dB(μV)/m (Peak) 54.0 dB(μV)/m (Average)	
Field Strength of fundamental emissions for 2.4GHz-2.4835GHz	3	114.0 dB(μV)/m (Peak) 94.0 dB(μV)/m (Average)	

- Remark :
- (1) Emission level dBμV = 20 log Emission level μV/m
 - (2) The smaller limit shall apply at the cross point between two frequency bands.
 - (3) Distance is the distance in meters between the measuring instrument, antenna and the closest point of any part of the device or system.
 - (4) The emission limits shown in the above table are based on measurements employing a CISPR quasi-peak detector except for the frequency bands 9-90 kHz, 110-490 kHz and above 1000 MHz. Radiated emission limits in these three bands are based on measurements employing an average detector.

4.4.EUT Configuration on Test

The following equipment are installed on Radiated Emission Test to meet the commission requirements and operating regulations in a manner which tends to maximize its emission characteristics in normal application.

4.5.Operating Condition of EUT

- 4.5.1. Setup the EUT and simulator as shown as Section 4.2.
- 4.5.2. Turned on the power of all equipment.
- 4.5.3. Let EUT work in Tx mode.

4.6.Test Procedure

The EUT and its simulators are placed on a turn table, which is 0.8 meter high above ground. The turn table can rotate 360 degrees to determine the position of the maximum emission level. The EUT is set 3 meters away from the receiving antenna, which is mounted on a antenna tower. The antenna can be moved up and down between 1 meter and 4 meters to find out the maximum emission level. Broadband antenna (calibrated bilog antenna) is used as receiving antenna. Both horizontal and vertical polarization of the antenna is set on Test. In order to find the maximum emission levels, all of the interface cables must be manipulated according to ANSI C63.10-2009 on radiated emission Test.

During the pretest the EUT was rotated through three orthogonal axes to determine the attitude that maximizes the emissions.

After that the EUT was manually handled to find the orientation that has the maximum emission, which is the orientation show in the test setup photos.

The bandwidth of the EMI test receiver (R&S ESVS10) is set at 120kHz for frequency range from 30MHz to 1000 MHz.

The bandwidth of the Spectrum's RBW is set at 1MHz and VBW is set at 3MHz for peak emissions measurement above 1GHz

The bandwidth of the Spectrum's RBW is set at 1MHz and VBW is set at 10Hz for AV emission measurement above 1GHz

The frequency range from 30MHz to 10th harmonic (up to 40GHz) are checked. and no any emissions were found from 18GHz to 40 GHz, So the radiated emissions from 18GHz to 40GHz were not record.

4.7.Radiated Emission Test Results

PASS.

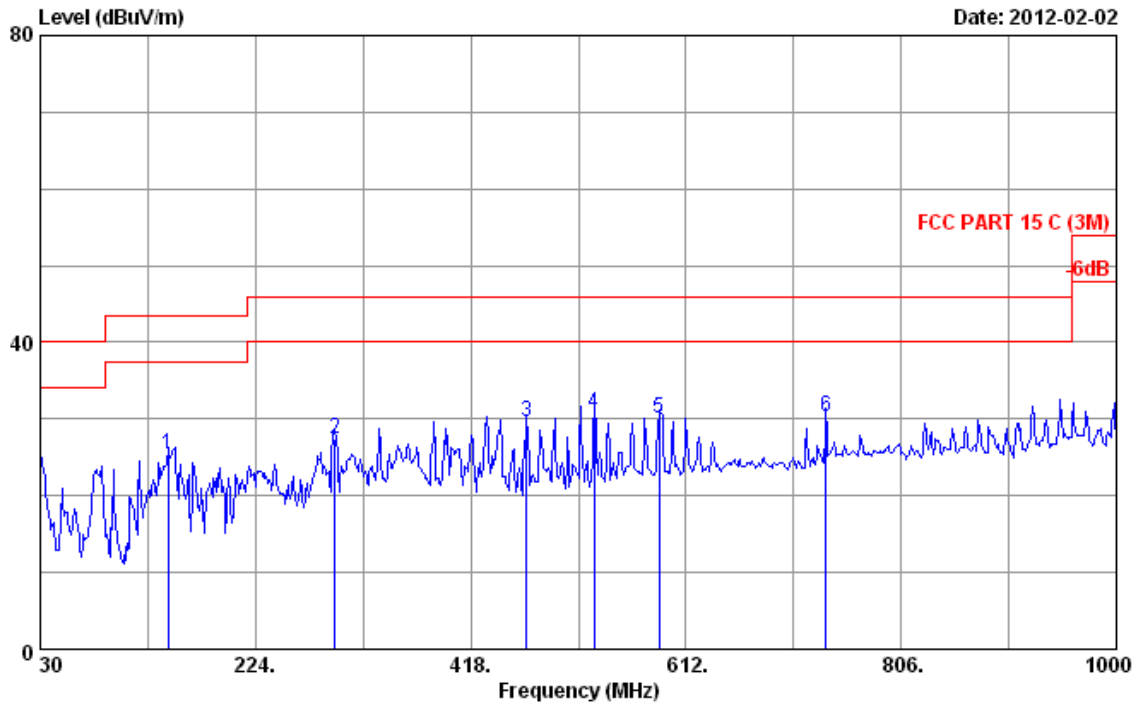
All the emissions from 30MHz to 40GHz were comply with the 15.209 Limit.

Frequency: 30MHz~1GHz

Data: 11

File: E:\2011 Report data\M\Mad catz\ACS111H184.EM6 (20)

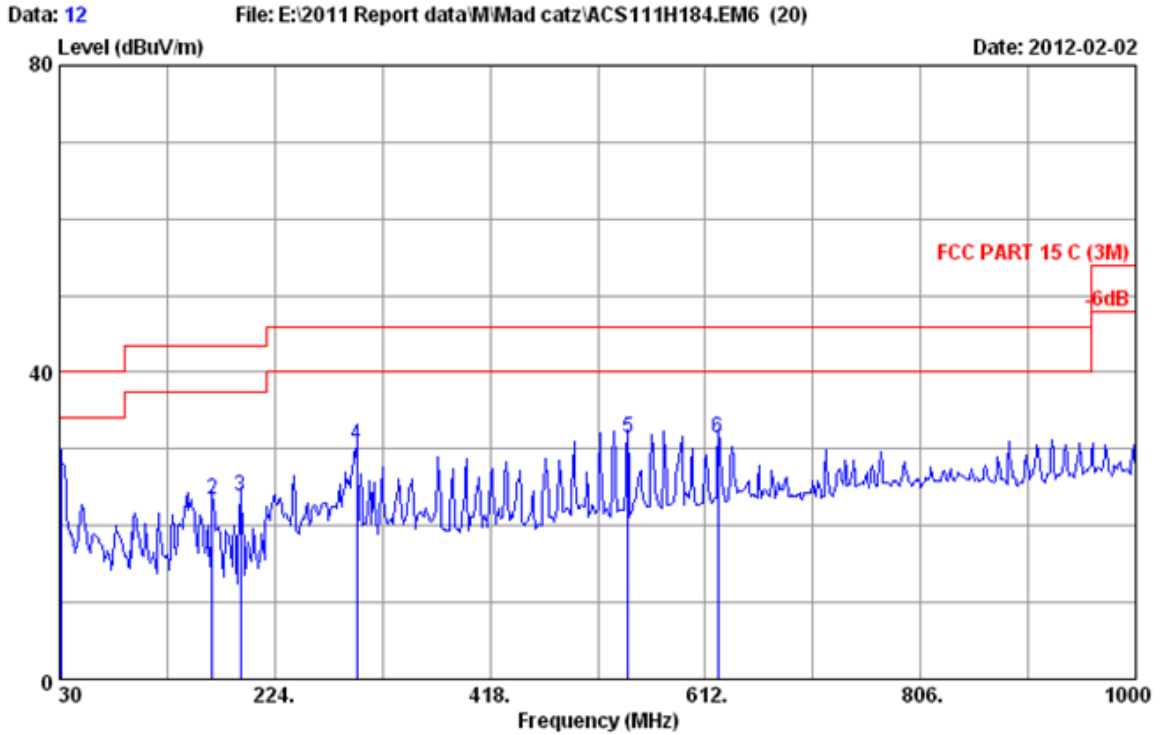
Date: 2012-02-02



Site no. : 3m Chamber Data no. : 11
 Dis. / Ant. : 3m 2010 CBL6111C 2598 Ant. pol. : HORIZONTAL
 Limit : FCC PART 15 C (3M)
 Env. / Ins. : 24°C/56% Engineer : Leo_Li
 EUT : Warhead Dolby Virtual 7.1 Wireless Stereo Headset
 Power rating : DC 3.7V
 Test Mode : Tx Mode
 M/N : 47674R

No.	Freq. (MHz)	Ant. Factor (dB/m)	Cable Loss (dB)	Reading (dBuV)	Emission Level (dBuV/m)	Limits (dBuV/m)	Margin (dB)	Remark
1	145.430	11.90	0.80	12.67	25.37	43.50	18.13	QP
2	295.780	13.70	1.12	12.61	27.43	46.00	18.57	QP
3	468.440	17.51	1.50	10.58	29.59	46.00	16.41	QP
4	529.550	18.30	1.60	10.96	30.86	46.00	15.14	QP
5	587.750	19.76	1.56	8.87	30.19	46.00	15.81	QP
6	738.100	21.70	1.89	6.75	30.34	46.00	15.66	QP

Remarks: 1. Emission Level= Antenna Factor + Cable Loss + Reading.
 2. The emission levels that are 20dB below the official limit are not reported.

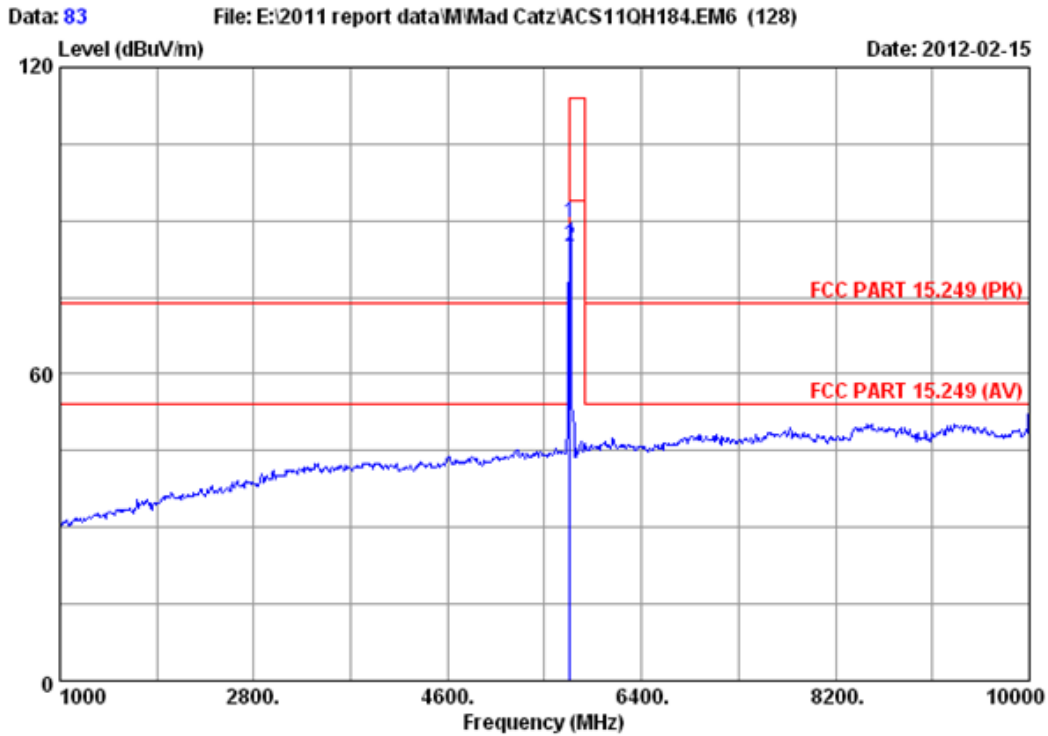


Site no. : 3m Chamber Data no. : 12
 Dis. / Ant. : 3m 2010 CBL6111C 2598 Ant. pol. : VERTICAL
 Limit : FCC PART 15 C (3M)
 Env. / Ins. : 24°C/56% Engineer : Leo_Li
 EUT : Warhead Dolby Virtual 7.1 Wireless Stereo Headset
 Power rating : DC 3.7V
 Test Mode : Tx Mode
 M/N : 47674R

No.	Freq. (MHz)	Ant. Factor (dB/m)	Cable Loss (dB)	Reading (dBuV)	Emission Level (dBuV/m)	Limits (dBuV/m)	Margin (dB)	Remark
1	31.940	18.88	0.30	7.99	27.17	40.00	12.83	QP
2	167.740	10.40	0.88	12.17	23.45	43.50	20.05	QP
3	192.960	9.58	0.94	13.41	23.93	43.50	19.57	QP
4	297.720	13.70	1.11	15.72	30.53	46.00	15.47	QP
5	542.160	18.40	1.59	11.45	31.44	46.00	14.56	QP
6	623.640	20.07	1.74	9.65	31.46	46.00	14.54	QP

Remarks: 1. Emission Level= Antenna Factor + Cable Loss + Reading.
 2. The emission levels that are 20dB below the official limit are not reported.

Frequency: 1GHz~18GHz

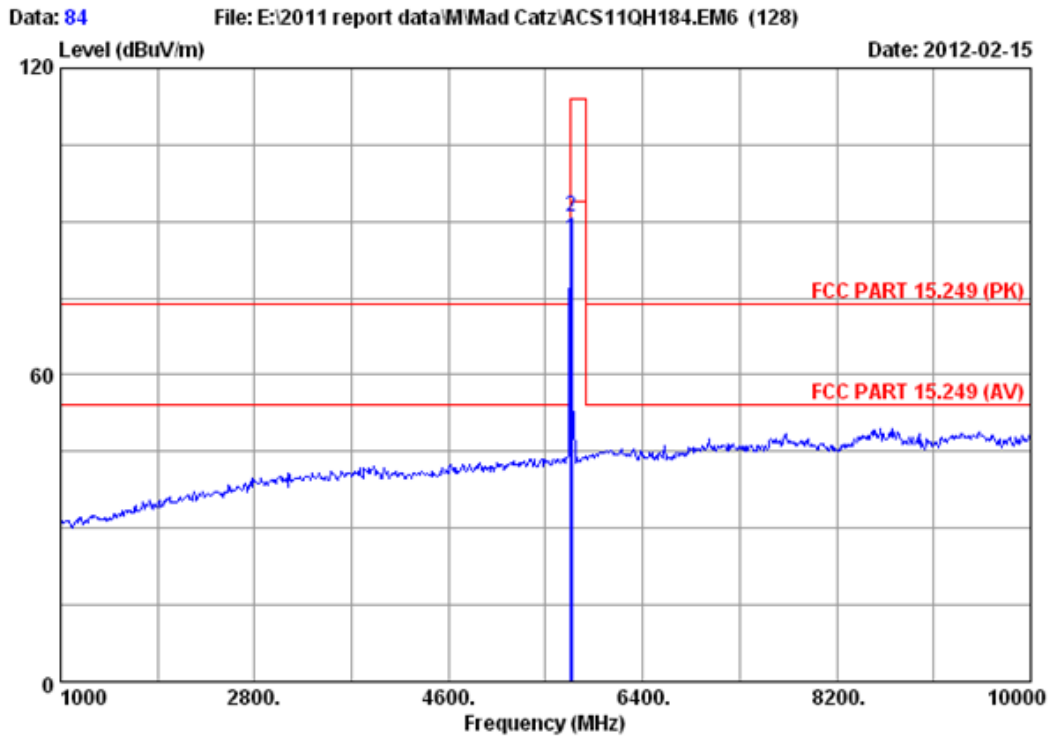


Site no. : 3m Chamber Data no. : 83
 Dis. / Ant. : 3m 2011 3115 4580 Ant. pol. : HORIZONTAL
 Limit : FCC PART 15.249 (PK)
 Env. / Ins. : 23°C/54% Engineer : Leo-Li
 EUT : Warhead Dolby Virtual 7.1 Wireless Stereo Headset
 Test mode : Tx Mode 5736MHz
 M/N : 47674R

	Freq. (MHz)	Ant. Factor (dB/m)	Cable loss (dB)	Amp. Factor (dB)	Reading (dBuV)	Emission Level (dBuV/m)	Limits (dBuV/m)	Margin (dB)	Remark
1	5736.000	34.04	9.32	34.60	80.79	89.55	114.00	24.45	Peak
2	5736.000	34.04	9.32	34.60	76.30	85.06	94.00	8.94	Average

Remarks:

1. Emission Level= Antenna Factor + Cable Loss -Amp Factor + Reading.
2. The emission levels that are 20dB below the official limit are not reported.

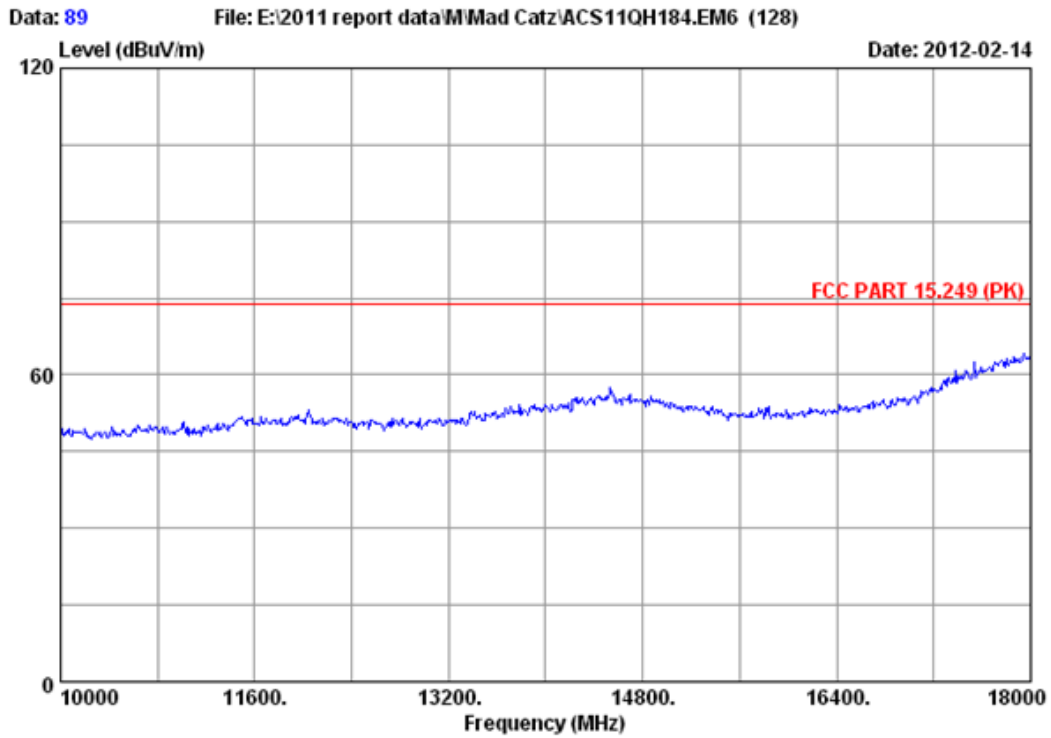


Site no. : 3m Chamber Data no. : 84
 Dis. / Ant. : 3m 2011 3115 4580 Ant. pol. : VERTICAL
 Limit : FCC PART 15.249 (PK)
 Env. / Ins. : 23°C/54% Engineer : Leo-Li
 EUT : Warhead Dolby Virtual 7.1 Wireless Stereo Headset
 Test mode : Tx Mode 5736MHz
 M/N : 47674R

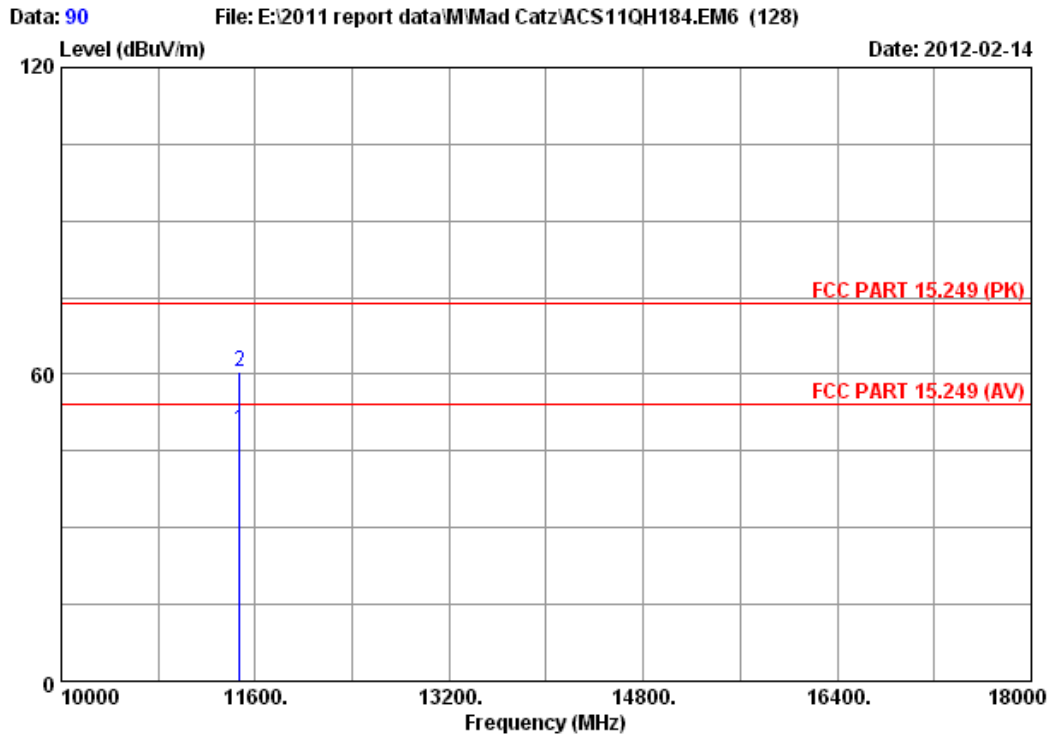
	Freq. (MHz)	Ant. Factor (dB/m)	Cable loss (dB)	Amp. Factor (dB)	Reading (dBuV)	Emission Level (dBuV/m)	Limits (dBuV/m)	Margin (dB)	Remark
1	5736.000	34.04	9.32	34.60	77.95	86.71	94.00	7.29	Average
2	5743.000	34.04	9.32	34.60	82.01	90.77	114.00	23.23	Peak

Remarks:

1. Emission Level= Antenna Factor + Cable Loss -Amp Factor + Reading.
2. The emission levels that are 20dB below the official limit are not reported.



Site no. : 3m Chamber Data no. : 89
Dis. / Ant. : 3m 2011 3115 4580 Ant. pol. : HORIZONTAL
Limit : FCC PART 15.249 (PK)
Env. / Ins. : 23°C/54% Engineer : Leo-Li
EUT : Warhead Dolby Virtaul 7.1 Wireless Stereo Headset
Test mode : Tx Mode 5736MHz
M/N : 47674R

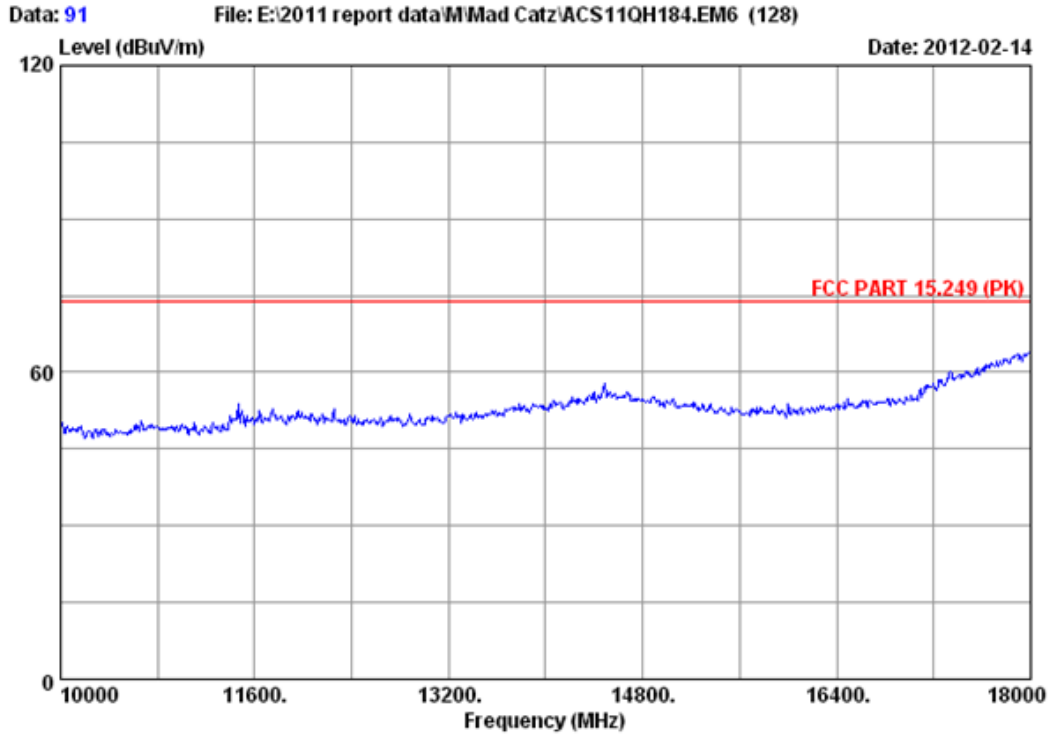


Site no. : 3m Chamber Data no. : 90
 Dis. / Ant. : 3m 2011 3115 4580 Ant. pol. : HORIZONTAL
 Limit : FCC PART 15.249 (PK)
 Env. / Ins. : 23°C/54% Engineer : Leo-Li
 EUT : Warhead Dolby Virtual 7.1 Wireless Stereo Headset
 Test mode : Tx Mode 5736MHz
 M/N : 47674R

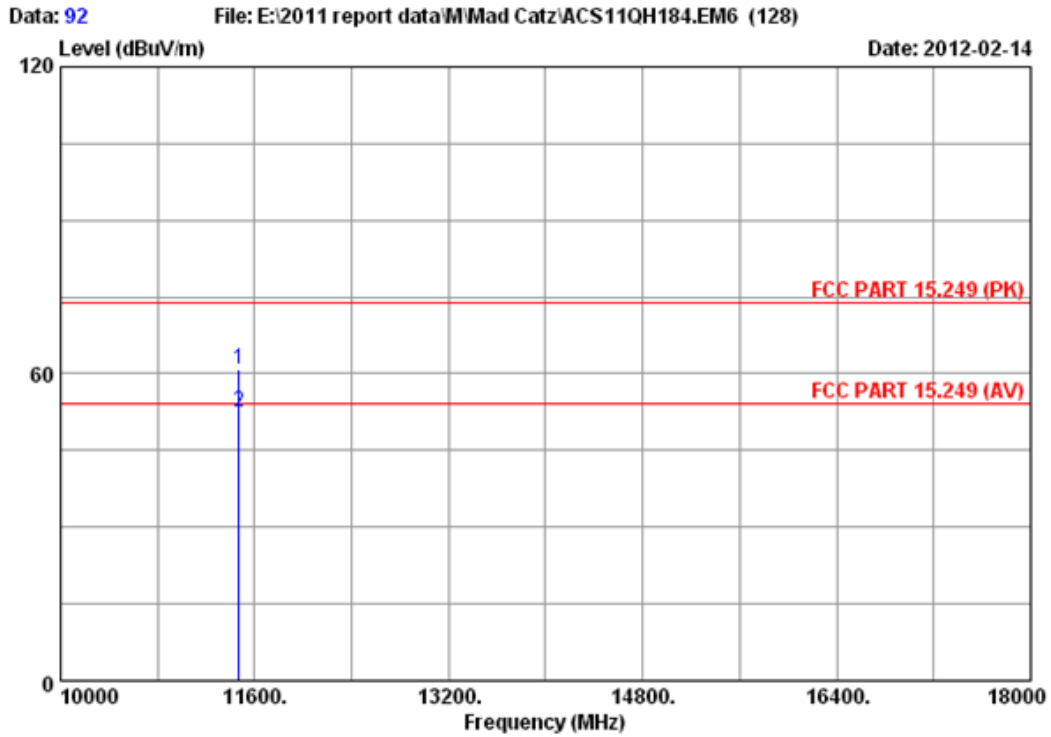
	Freq. (MHz)	Ant. Factor (dB/m)	Cable loss (dB)	Amp. Factor (dB)	Reading (dBuV)	Emission Level (dBuV/m)	Limits (dBuV/m)	Margin (dB)	Remark
1	11472.000	39.05	12.13	34.80	32.77	49.15	54.00	4.85	Average
2	11472.000	39.05	12.13	34.80	44.25	60.63	74.00	13.37	Peak

Remarks:

1. Emission Level= Antenna Factor + Cable Loss -Amp Factor + Reading.
2. The emission levels that are 20dB below the official limit are not reported.



Site no.	: 3m Chamber	Data no.	: 91
Dis. / Ant.	: 3m 2011 3115 4580	Ant. pol.	: VERTICAL
Limit	: FCC PART 15.249 (PK)		
Env. / Ins.	: 23°C/54%	Engineer	: Leo-Li
EUT	: Warhead Dolby Virtual 7.1 Wireless Stereo Headset		
Test mode	: Tx Mode 5736MHz		
M/N	: 47674R		

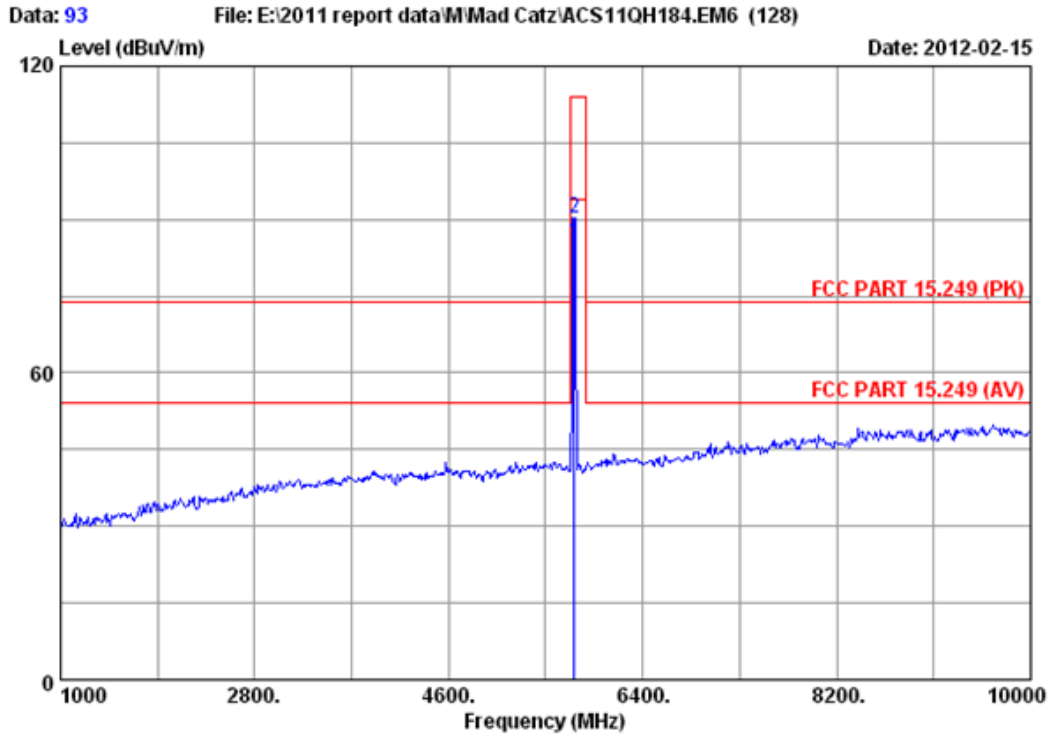


Site no. : 3m Chamber Data no. : 92
 Dis. / Ant. : 3m 2011 3115 4580 Ant. pol. : VERTICAL
 Limit : FCC PART 15.249 (PK)
 Env. / Ins. : 23°C/54% Engineer : Leo-Li
 EUT : Warhead Dolby Virtual 7.1 Wireless Stereo Headset
 Test mode : Tx Mode 5736MHz
 M/N : 47674R

	Freq. (MHz)	Ant. Factor (dB/m)	Cable loss (dB)	Amp. Factor (dB)	Reading (dBuV)	Emission Level (dBuV/m)	Limits (dBuV/m)	Margin (dB)	Remark
1	11472.000	39.05	12.13	34.80	44.44	60.82	74.00	13.18	Peak
2	11472.000	39.05	12.13	34.80	36.17	52.55	74.00	21.45	Peak

Remarks:

1. Emission Level= Antenna Factor + Cable Loss -Amp Factor + Reading.
2. The emission levels that are 20dB below the official limit are not reported.

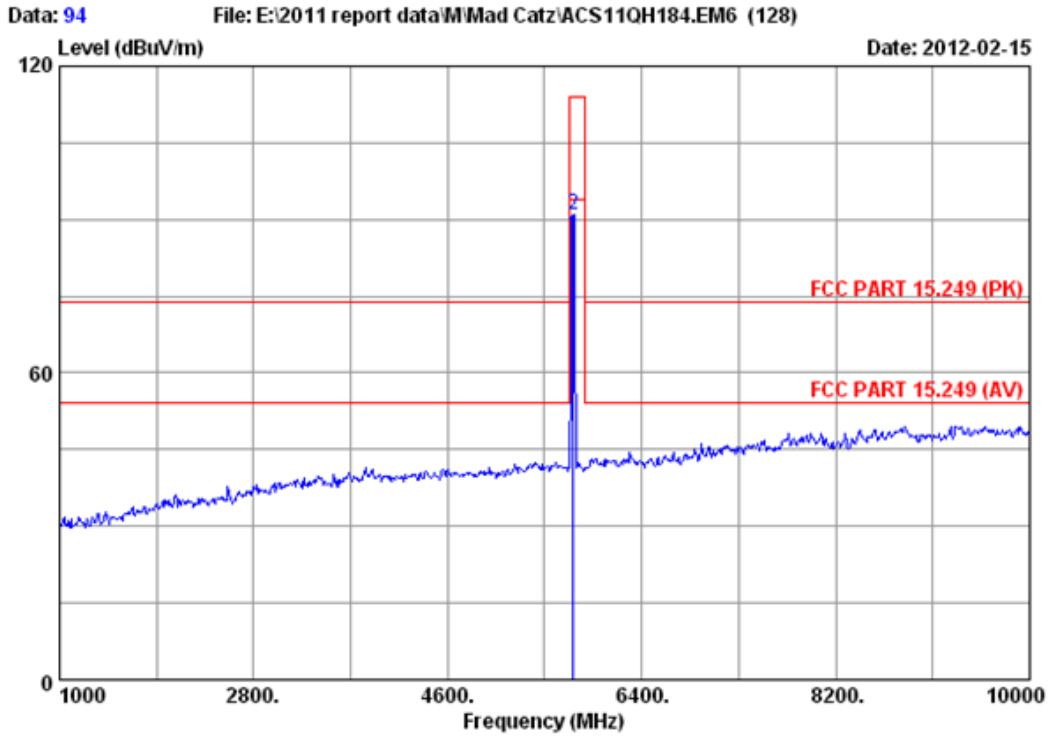


Site no. : 3m Chamber Data no. : 93
 Dis. / Ant. : 3m 2011 3115 4580 Ant. pol. : HORIZONTAL
 Limit : FCC PART 15.249 (PK)
 Env. / Ins. : 23°C/54% Engineer : Leo-Li
 EUT : Warhead Dolby Virtual 7.1 Wireless Stereo Headset
 Test mode : Tx Mode 5762MHz
 M/N : 47674R

	Freq. (MHz)	Ant. Factor (dB/m)	Cable loss (dB)	Amp. Factor (dB)	Reading (dBuV)	Emission Level (dBuV/m)	Limits (dBuV/m)	Margin (dB)	Remark
1	5762.000	34.06	9.33	34.60	76.70	85.49	94.00	8.51	Average
2	5762.000	34.06	9.33	34.60	81.58	90.37	114.00	23.63	Peak

Remarks:

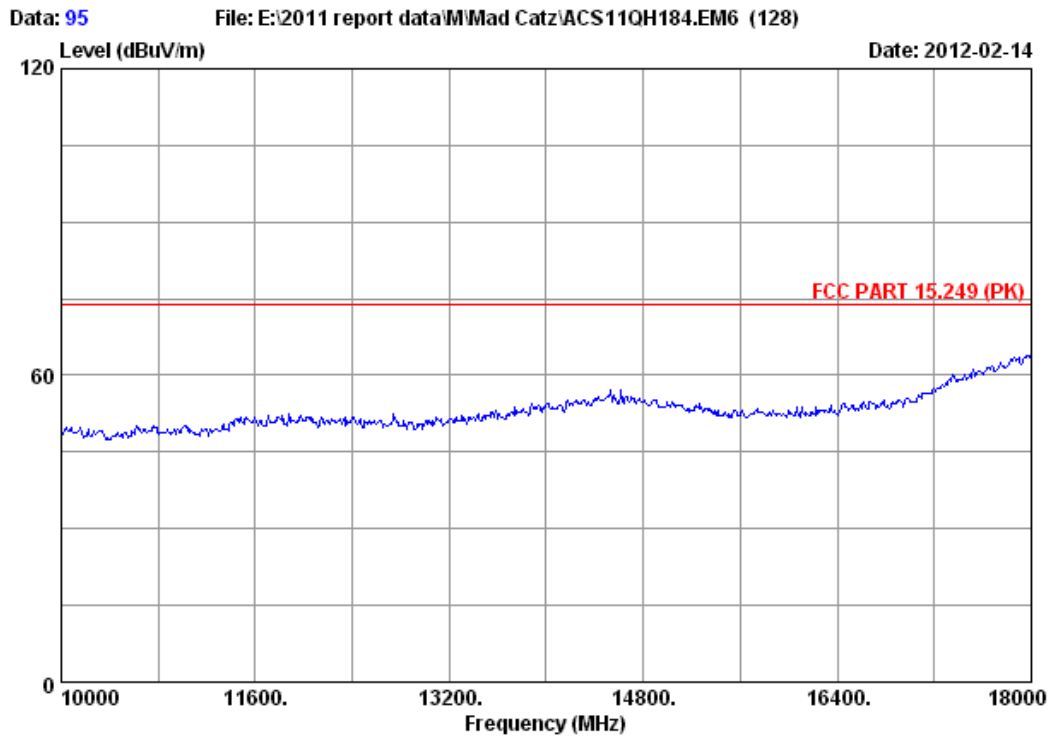
1. Emission Level= Antenna Factor + Cable Loss -Amp Factor + Reading.
2. The emission levels that are 20dB below the official limit are not reported.



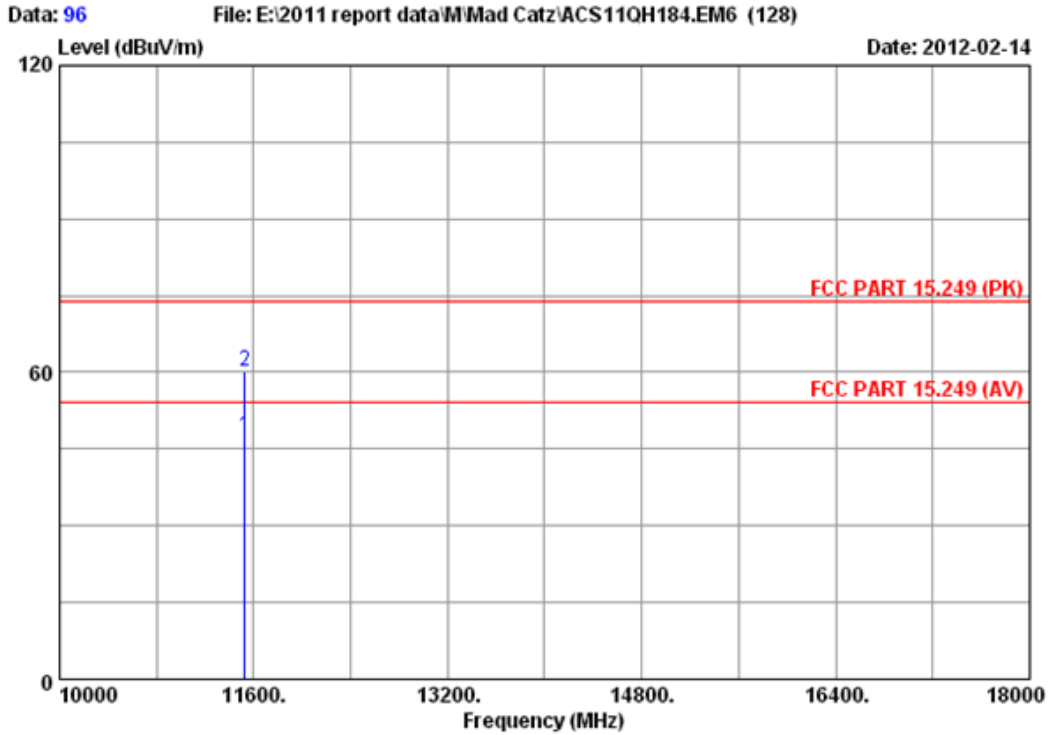
Site no. : 3m Chamber Data no. : 94
 Dis. / Ant. : 3m 2011 3115 4580 Ant. pol. : VERTICAL
 Limit : FCC PART 15.249 (PK)
 Env. / Ins. : 23°C/54% Engineer : Leo-Li
 EUT : Warhead Dolby Virtual 7.1 Wireless Stereo Headset
 Test mode : Tx Mode 5762MHz
 M/N : 47674R

	Freq. (MHz)	Ant. Factor (dB/m)	Cable loss (dB)	Amp. Factor (dB)	Reading (dBuV)	Emission Level (dBuV/m)	Limits (dBuV/m)	Margin (dB)	Remark
1	5762.000	34.06	9.33	34.60	78.05	86.84	114.00	27.16	Peak
2	5762.000	34.06	9.33	34.60	82.25	91.04	114.00	22.96	Peak

Remarks:
 1. Emission Level= Antenna Factor + Cable Loss -Amp Factor + Reading.
 2. The emission levels that are 20dB below the official limit are not reported.



Site no.	: 3m Chamber	Data no.	: 95
Dis. / Ant.	: 3m 2011 3115 4580	Ant. pol.	: VERTICAL
Limit	: FCC PART 15.249 (PK)		
Env. / Ins.	: 23°C/54%	Engineer	: Leo-Li
EUT	: Warhead Dolby Virtaul 7.1 Wireless Stereo Headset		
Test mode	: Tx Mode 5762MHz		
M/N	: 47674R		

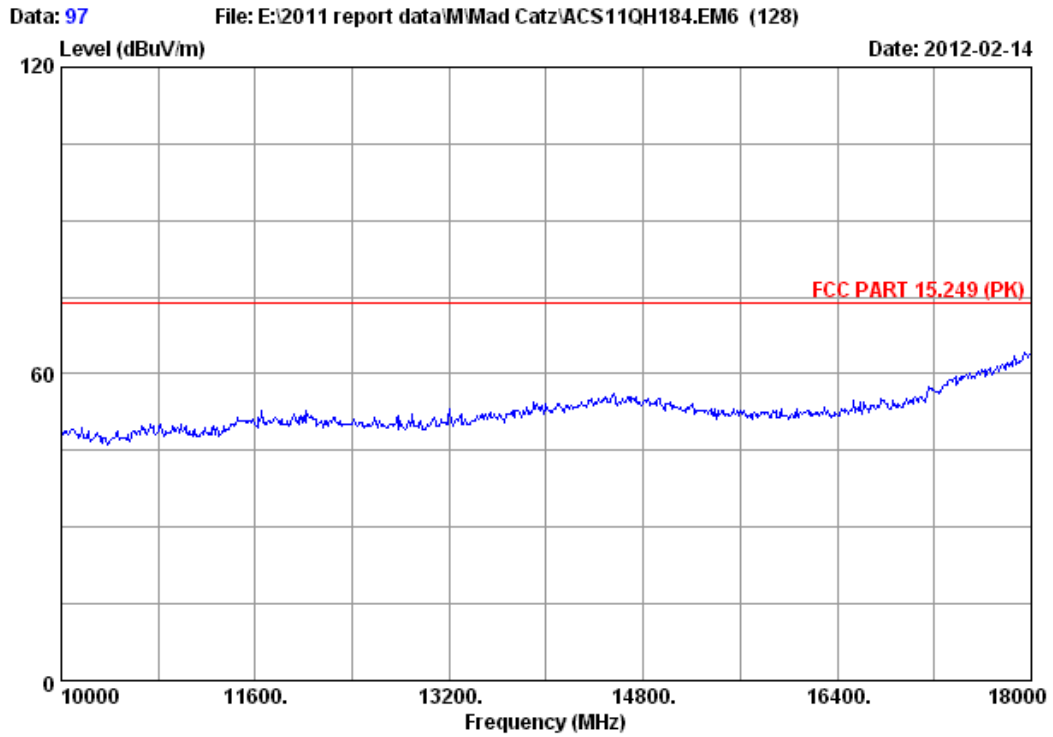


Site no. : 3m Chamber Data no. : 96
 Dis. / Ant. : 3m 2011 3115 4580 Ant. pol. : VERTICAL
 Limit : FCC PART 15.249 (PK)
 Env. / Ins. : 23°C/54% Engineer : Leo-Li
 EUT : Warhead Dolby Virtual 7.1 Wireless Stereo Headset
 Test mode : Tx Mode 5762MHz
 M/N : 47674R

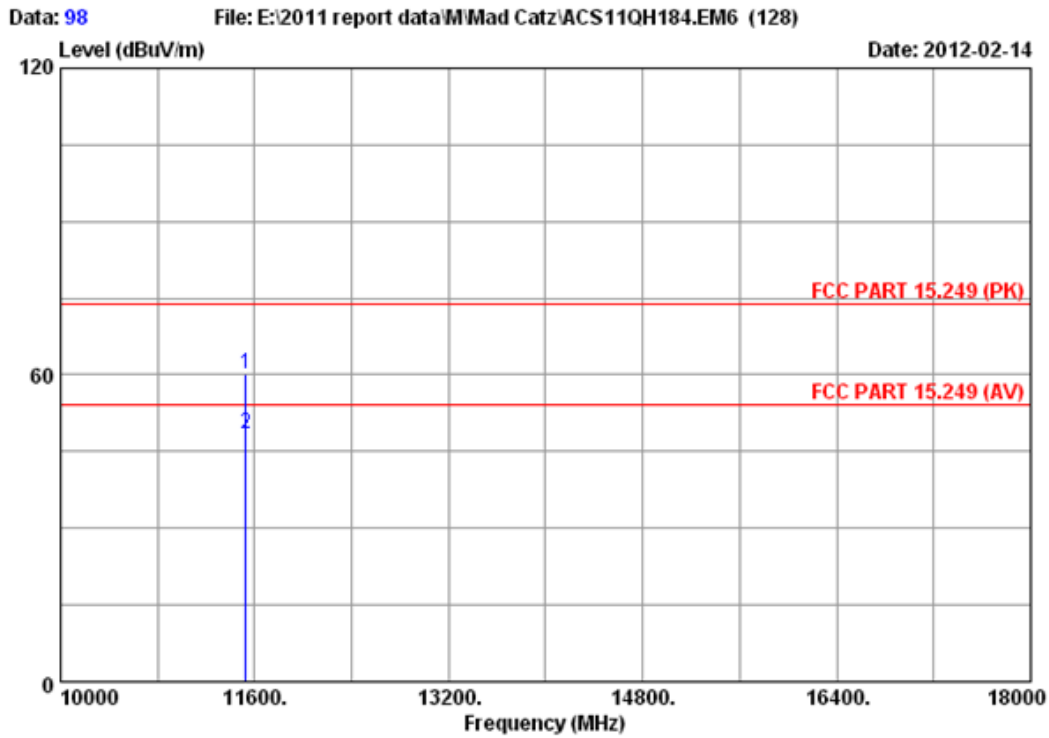
	Freq. (MHz)	Ant. Factor (dB/m)	Cable loss (dB)	Amp. Factor (dB)	Reading (dBuV)	Emission Level (dBuV/m)	Limits (dBuV/m)	Margin (dB)	Remark
1	11524.000	39.11	12.16	34.81	31.10	47.56	54.00	6.44	Average
2	11524.000	39.11	12.16	34.81	43.74	60.20	74.00	13.80	Peak

Remarks:

1. Emission Level= Antenna Factor + Cable Loss -Amp Factor + Reading.
2. The emission levels that are 20dB below the official limit are not reported.



Site no.	: 3m Chamber	Data no.	: 97
Dis. / Ant.	: 3m 2011 3115 4580	Ant. pol.	: HORIZONTAL
Limit	: FCC PART 15.249 (PK)		
Env. / Ins.	: 23°C/54%	Engineer	: Leo-Li
EUT	: Warhead Dolby Virtual 7.1 Wireless Stereo Headset		
Test mode	: Tx Mode 5762MHz		
M/N	: 47674R		

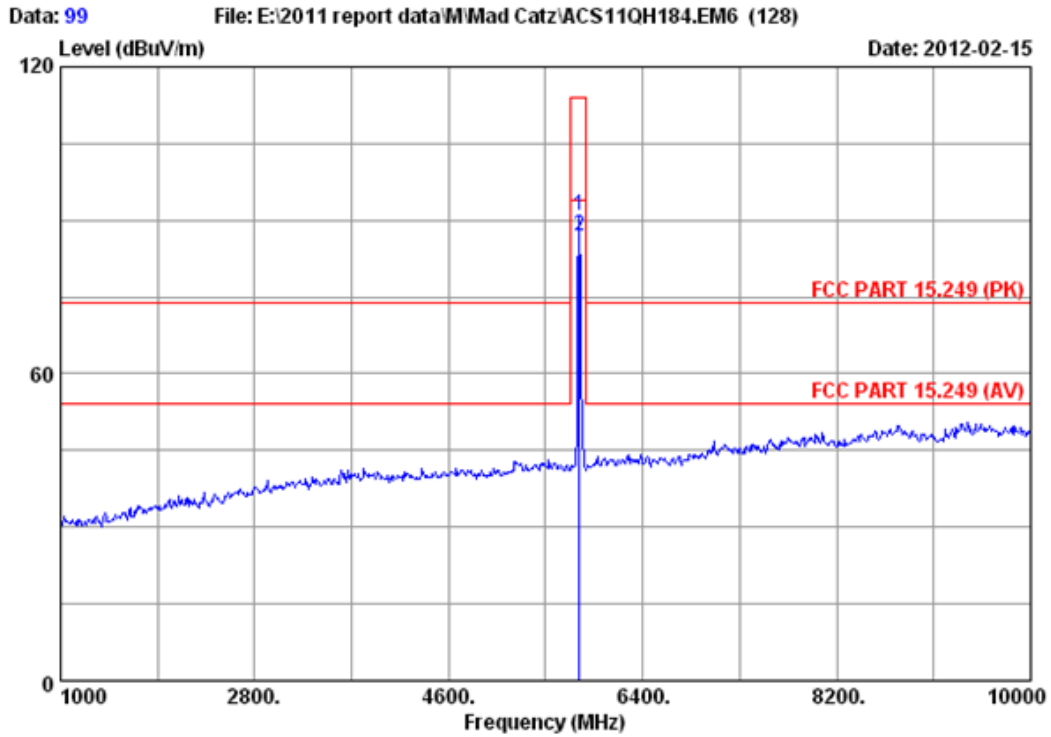


Site no. : 3m Chamber Data no. : 98
 Dis. / Ant. : 3m 2011 3115 4580 Ant. pol. : HORIZONTAL
 Limit : FCC PART 15.249 (PK)
 Env. / Ins. : 23°C/54% Engineer : Leo-Li
 EUT : Warhead Dolby Virtual 7.1 Wireless Stereo Headset
 Test mode : Tx Mode 5762MHz
 M/N : 47674R

	Freq. (MHz)	Ant. Factor (dB/m)	Cable loss (dB)	Amp. Factor (dB)	Reading (dBuV)	Emission Level (dBuV/m)	Limits (dBuV/m)	Margin (dB)	Remark
1	11524.000	39.11	12.16	34.81	43.58	60.04	74.00	13.96	Peak
2	11524.000	39.11	12.16	34.81	32.12	48.58	54.00	5.42	Average

Remarks:

1. Emission Level= Antenna Factor + Cable Loss -Amp Factor + Reading.
2. The emission levels that are 20dB below the official limit are not reported.

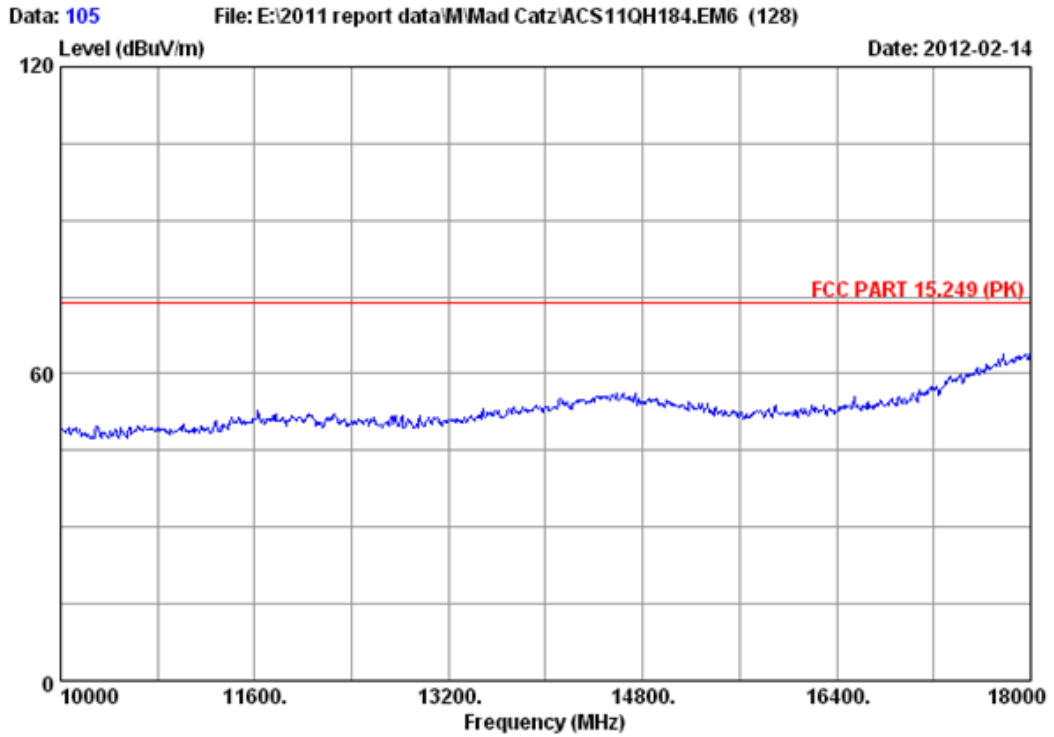


Site no. : 3m Chamber Data no. : 99
 Dis. / Ant. : 3m 2011 3115 4580 Ant. pol. : VERTICAL
 Limit : FCC PART 15.249 (PK)
 Env. / Ins. : 23°C/54% Engineer : Leo-Li
 EUT : Warhead Dolby Virtual 7.1 Wireless Stereo Headset
 Test mode : Tx Mode 5814MHz
 M/N : 47674R

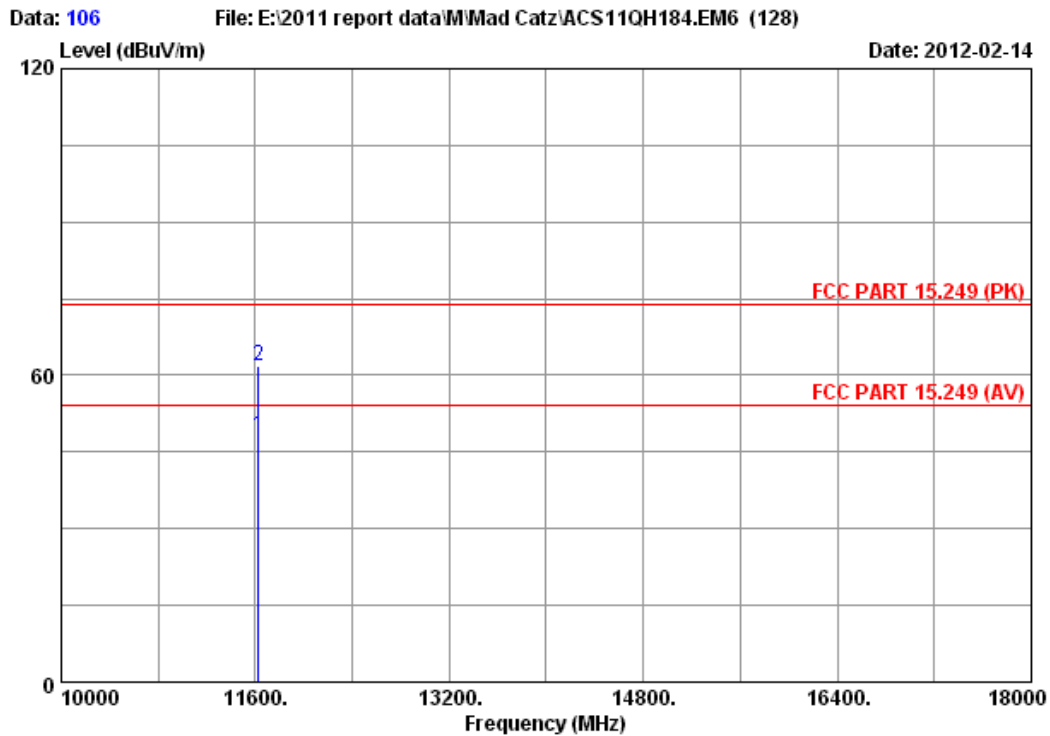
	Freq. (MHz)	Ant. Factor (dB/m)	Cable loss (dB)	Amp. Factor (dB)	Reading (dBuV)	Emission Level (dBuV/m)	Limits (dBuV/m)	Margin (dB)	Remark
1	5814.000	34.09	9.38	34.60	82.20	91.07	114.00	22.93	Peak
2	5814.000	34.09	9.38	34.60	78.04	86.91	94.00	7.09	Average

Remarks:

1. Emission Level= Antenna Factor + Cable Loss -Amp Factor + Reading.
2. The emission levels that are 20dB below the official limit are not reported.



Site no.	: 3m Chamber	Data no.	: 105
Dis. / Ant.	: 3m 2011 3115 4580	Ant. pol.	: VERTICAL
Limit	: FCC PART 15.249 (PK)		
Env. / Ins.	: 23°C/54%	Engineer	: Leo-Li
EUT	: Warhead Dolby Virtual 7.1 Wireless Stereo Headset		
Test mode	: Tx Mode 5814MHz		
M/N	: 47674R		

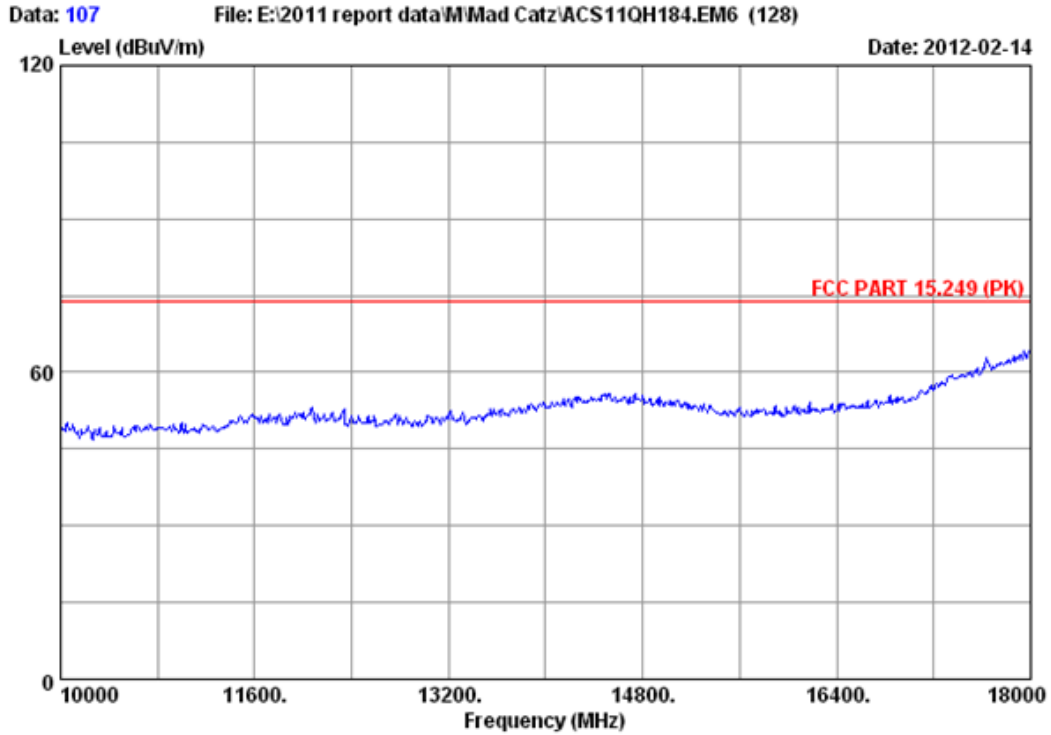


Site no. : 3m Chamber Data no. : 106
 Dis. / Ant. : 3m 2011 3115 4580 Ant. pol. : VERTICAL
 Limit : FCC PART 15.249 (PK)
 Env. / Ins. : 23°C/54% Engineer : Leo-Li
 EUT : Warhead Dolby Virtaul 7.1 Wireless Stereo Headset
 Test mode : Tx Mode 5814MHz
 M/N : 47674R

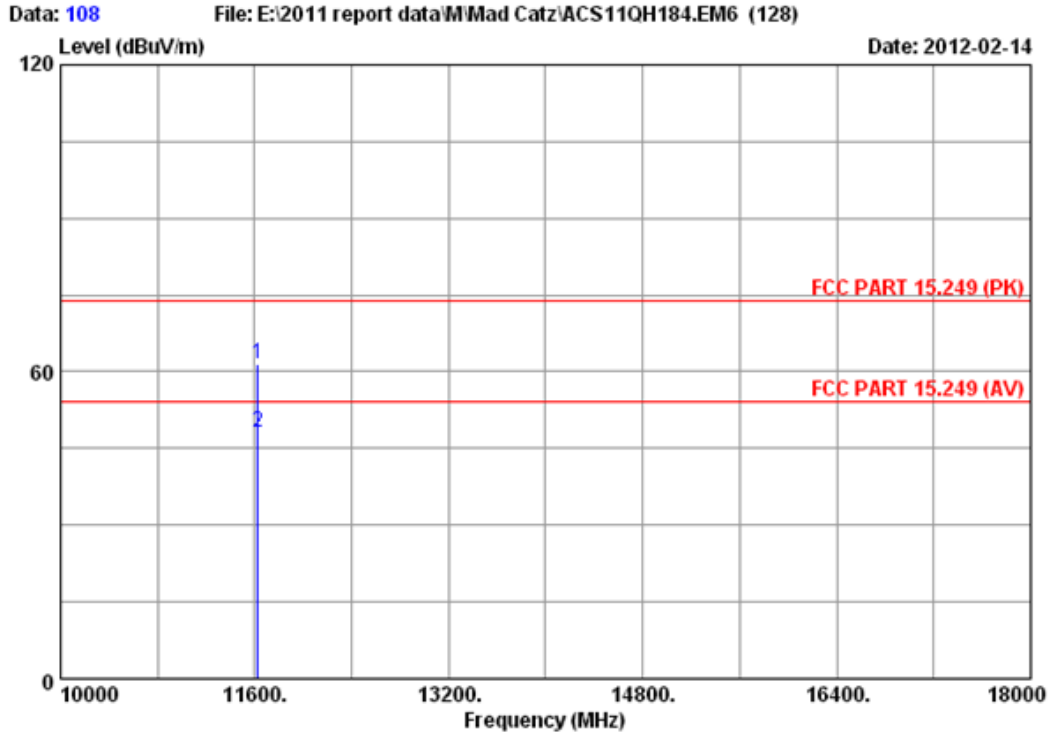
	Freq. (MHz)	Ant. Factor (dB/m)	Cable loss (dB)	Amp. Factor (dB)	Reading (dBuV)	Emission Level (dBuV/m)	Limits (dBuV/m)	Margin (dB)	Remark
1	11628.000	39.20	12.24	34.83	31.59	48.20	54.00	5.80	Average
2	11628.000	39.20	12.24	34.83	45.15	61.76	74.00	12.24	Peak

Remarks:

1. Emission Level= Antenna Factor + Cable Loss -Amp Factor + Reading.
2. The emission levels that are 20dB below the official limit are not reported.



Site no.	: 3m Chamber	Data no.	: 107
Dis. / Ant.	: 3m 2011 3115 4580	Ant. pol.	: HORIZONTAL
Limit	: FCC PART 15.249 (PK)		
Env. / Ins.	: 23°C/54%	Engineer	: Leo-Li
EUT	: Warhead Dolby Virtual 7.1 Wireless Stereo Headset		
Test mode	: Tx Mode 5814MHz		
M/N	: 47674R		



Site no. : 3m Chamber Data no. : 108
 Dis. / Ant. : 3m 2011 3115 4580 Ant. pol. : HORIZONTAL
 Limit : FCC PART 15.249 (PK)
 Env. / Ins. : 23°C/54% Engineer : Leo-Li
 EUT : Warhead Dolby Virtual 7.1 Wireless Stereo Headset
 Test mode : Tx Mode 5814MHz
 M/N : 47674R

	Freq. (MHz)	Ant. Factor (dB/m)	Cable loss (dB)	Amp. Factor (dB)	Reading (dBuV)	Emission Level (dBuV/m)	Limits (dBuV/m)	Margin (dB)	Remark
1	11628.000	39.20	12.24	34.83	44.97	61.58	74.00	12.42	Peak
2	11628.000	39.20	12.24	34.83	31.62	48.23	54.00	5.77	Average

Remarks:

1. Emission Level= Antenna Factor + Cable Loss -Amp Factor + Reading.
2. The emission levels that are 20dB below the official limit are not reported.

5. 20 DB BANDWIDTH TEST

5.1.Test Equipment

Item	Equipment	Manufacturer	Model No.	Serial No.	Last Cal.	Cal. Interval
1.	Spectrum Analyzer	Agilent	E4446A	US44300459	May.08,11	1 Year

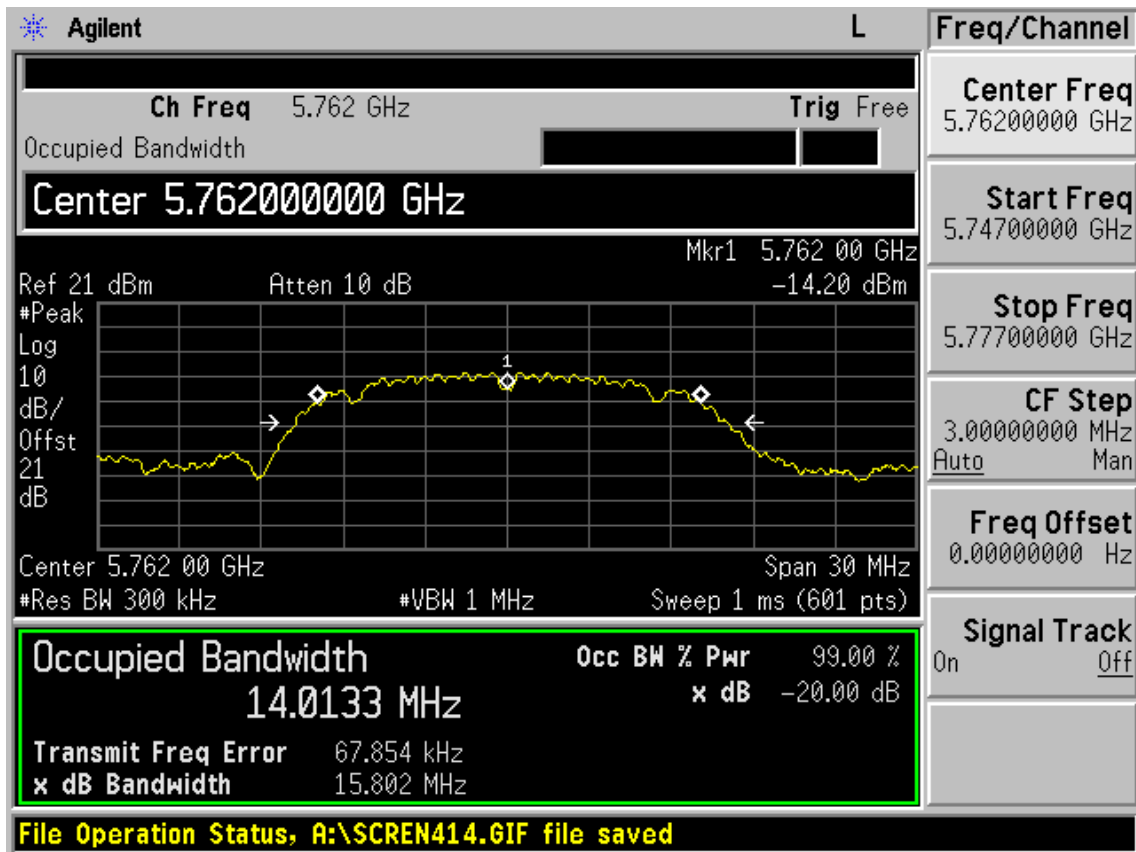
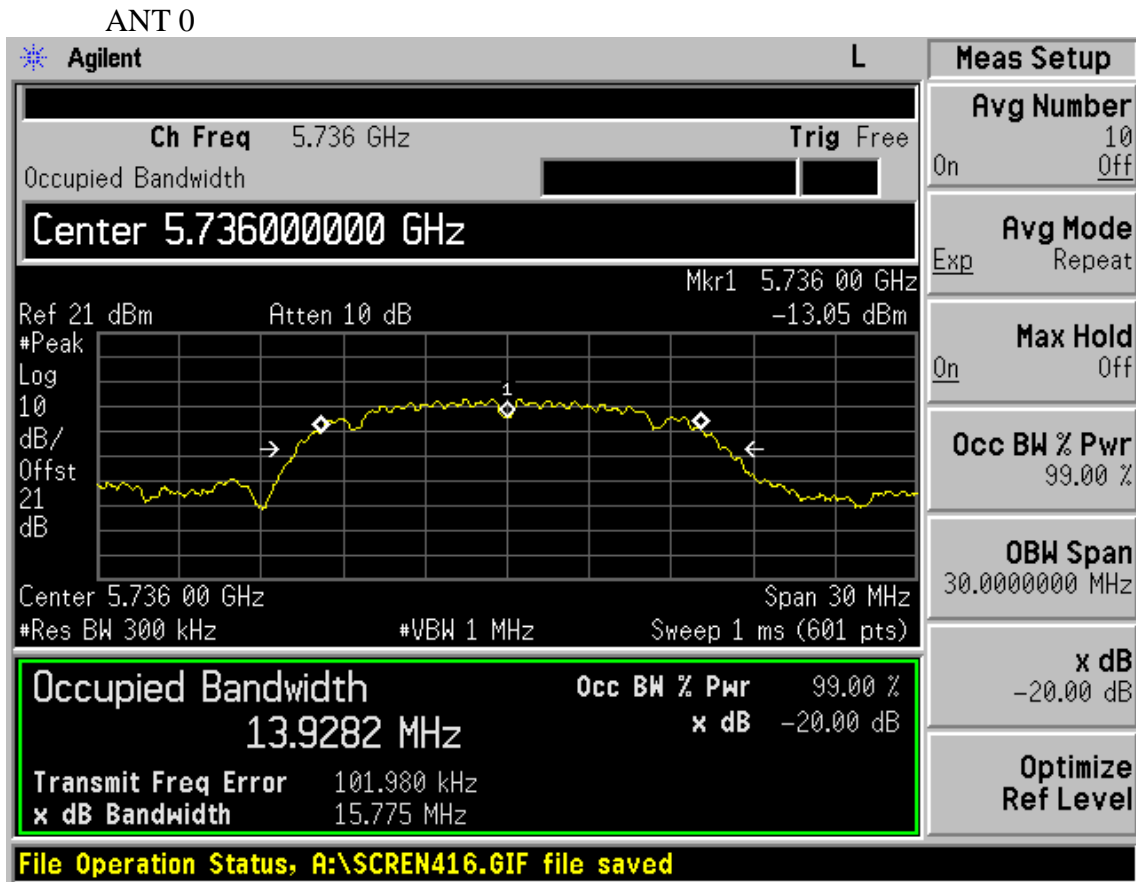
5.2.Limit

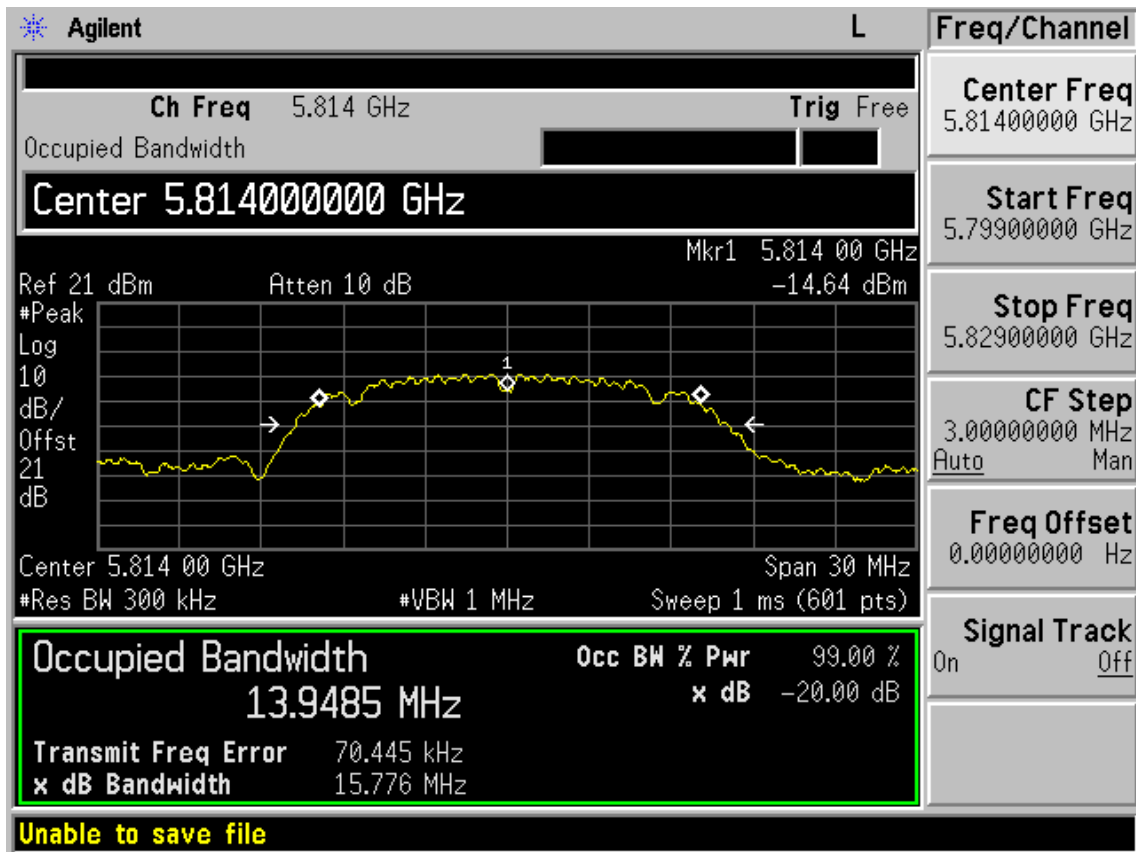
Intentional radiators operating under the alternative provisions to the general emission limits, as contained in §§ 15.217 through 15.257 and in Subpart E of this part, must be designed to ensure that the 20 dB bandwidth of the emission, or whatever bandwidth may otherwise be specified in the specific rule section under which the equipment operates, is contained within the frequency band designated in the rule section under which the equipment is operated.

5.3.Test Results

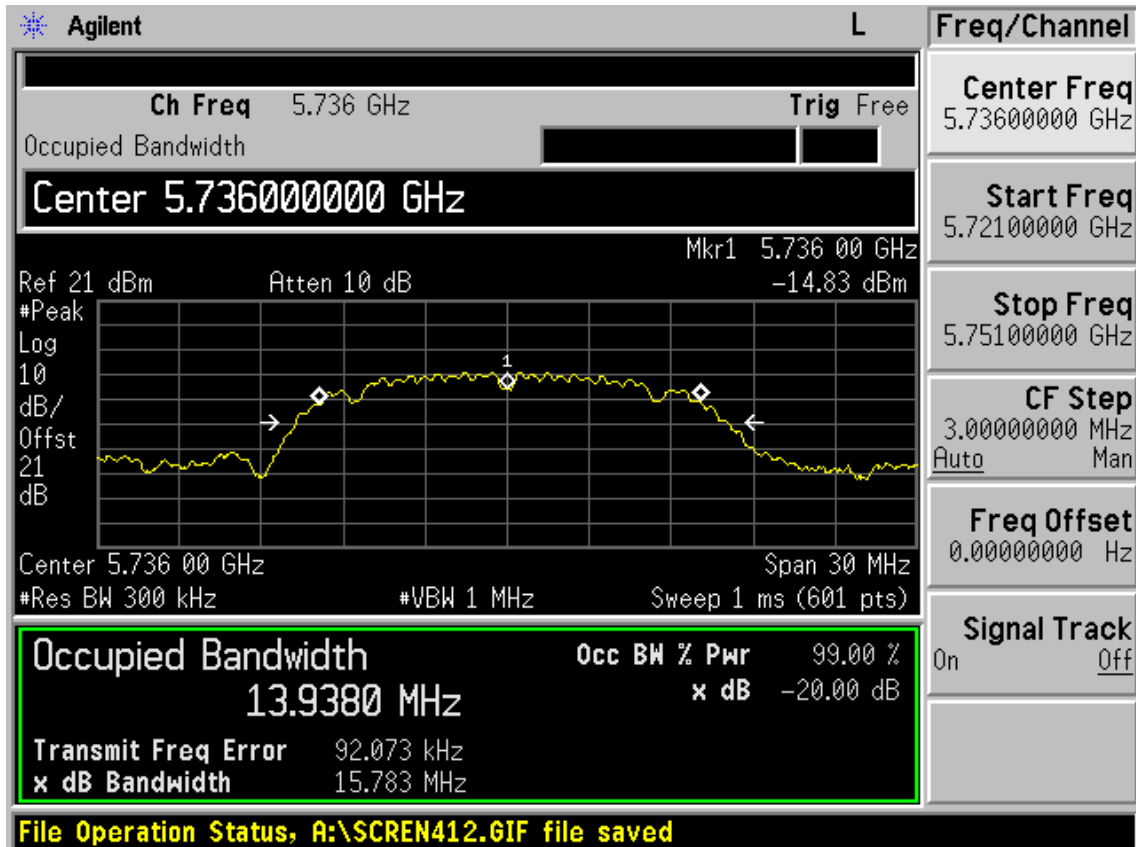
EUT: Warhead Dolby Virtual 7.1 Wireless Stereo Headset		
M/N: 47674R		
Test date:2012-02-11	Pressure: 101.3 kpa	Humidity: 51.9 %
Tested by: Leo-Li	Test site: RF site	Temperature : 24.2 °C

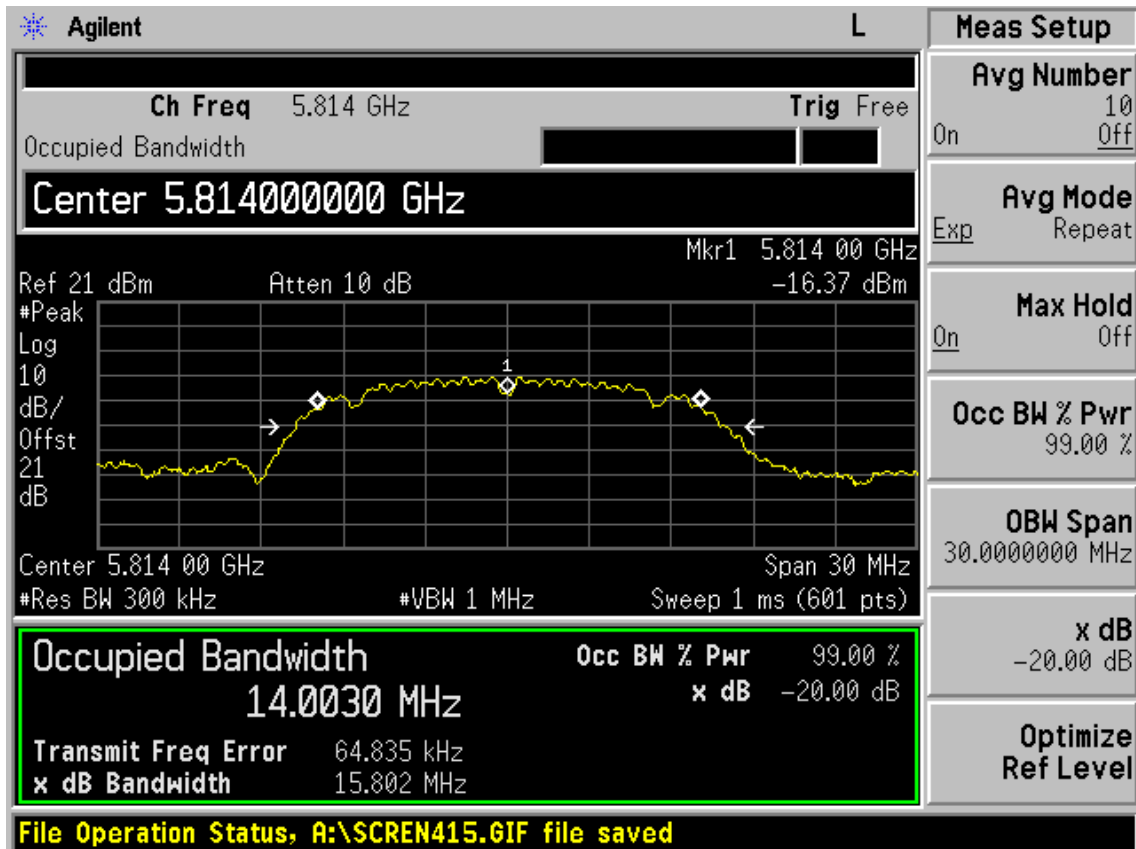
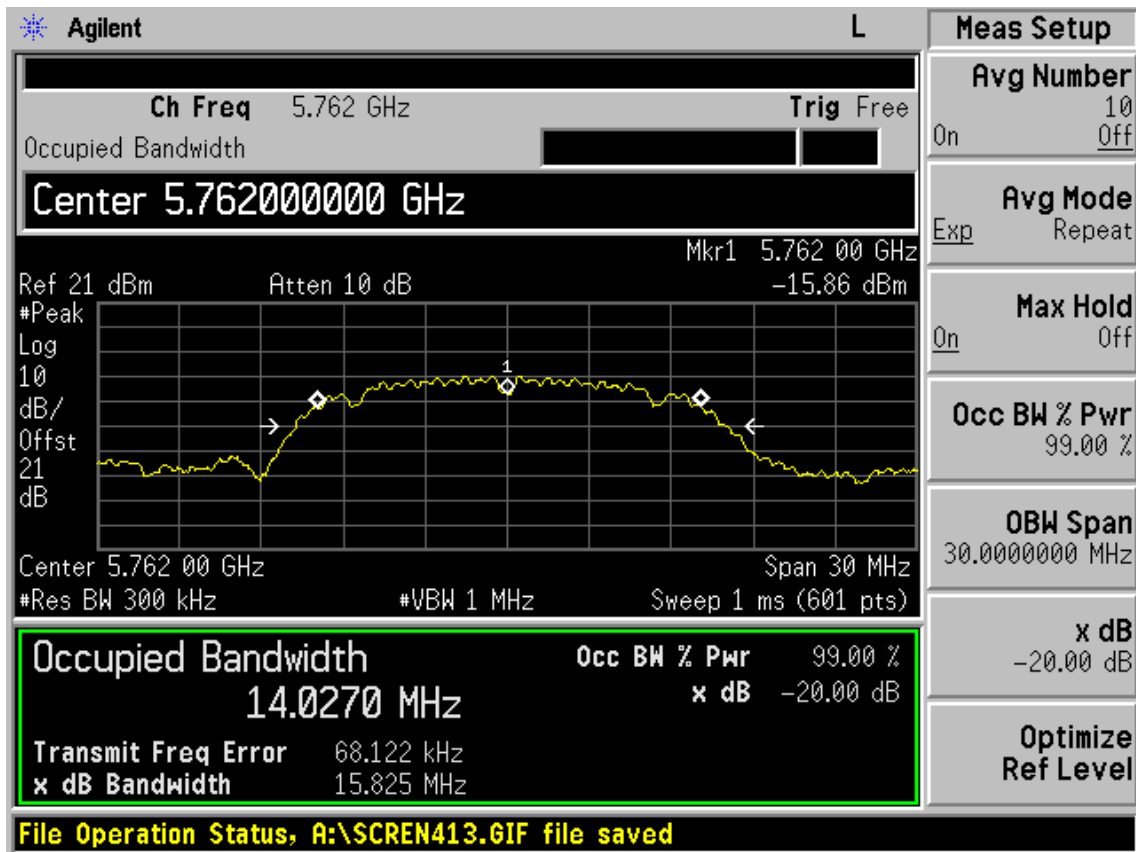
	Frequency	20dB bandwidth (MHz)	Limit (MHz)
ANT 0	5736 MHz	15.775	N/A
	5762MHz	15.802	N/A
	5814MHz	15.776	N/A
ANT 1	5736 MHz	15.783	N/A
	5762MHz	15.825	N/A
	5814MHz	15.802	N/A
Conclusion : PASS			





ANT 1





6. BAND EDGE COMPLIANCE TEST

6.1. Test Equipment

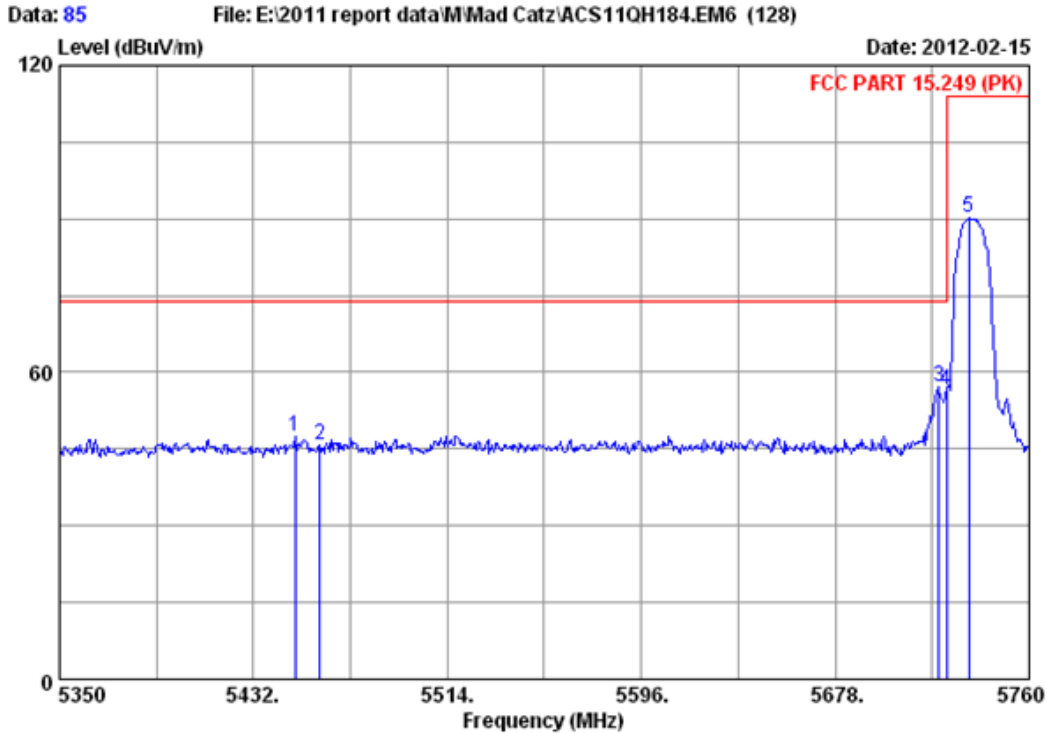
Item	Equipment	Manufacturer	Model No.	Serial No.	Last Cal.	Cal. Interval
1.	Spectrum Analyzer	Agilent	E4446A	US44300459	May.08,11	1 Year
2.	Horn Antenna	EMCO	3115	9607-4877	Nov.25, 10	1.5 Year
3.	Amplifier	Agilent	8449B	3008A02495	May.08, 11	1 Year
4.	RF Cable	Hubersuhner	SUCOFLEX102	28620/2	May.08,11	1 Year
5.	RF Cable	Hubersuhner	SUCOFLEX102	28618/2	May.08,11	1 Year
6.	RF Cable	Hubersuhner	SUCOFLEX102	28610/2	May.08,11	1 Year

6.2. Limit

All the lower and upper band-edges emissions shall comply with the limit in 15.209.

6.3. Test Produce

1. The EUT is placed on a turntable, which is 0.8m above the ground plane and worked at highest radiated power.
2. The turntable was rotated for 360 degrees to determine the position of maximum emission level.
3. EUT is set 3m away from the receiving antenna, which is varied from 1m to 4m to find out the highest emission.
4. Set the spectrum analyzer in the following setting in order to capture the lower and upperband-edges of the emission:
 - (a) PEAK: RBW=1MHz ;VBW=3MHz, PK detector, Sweep=AUTO
 - (b)AV: RBW=1MHz; VBW=10Hz, Sweep=AUTO

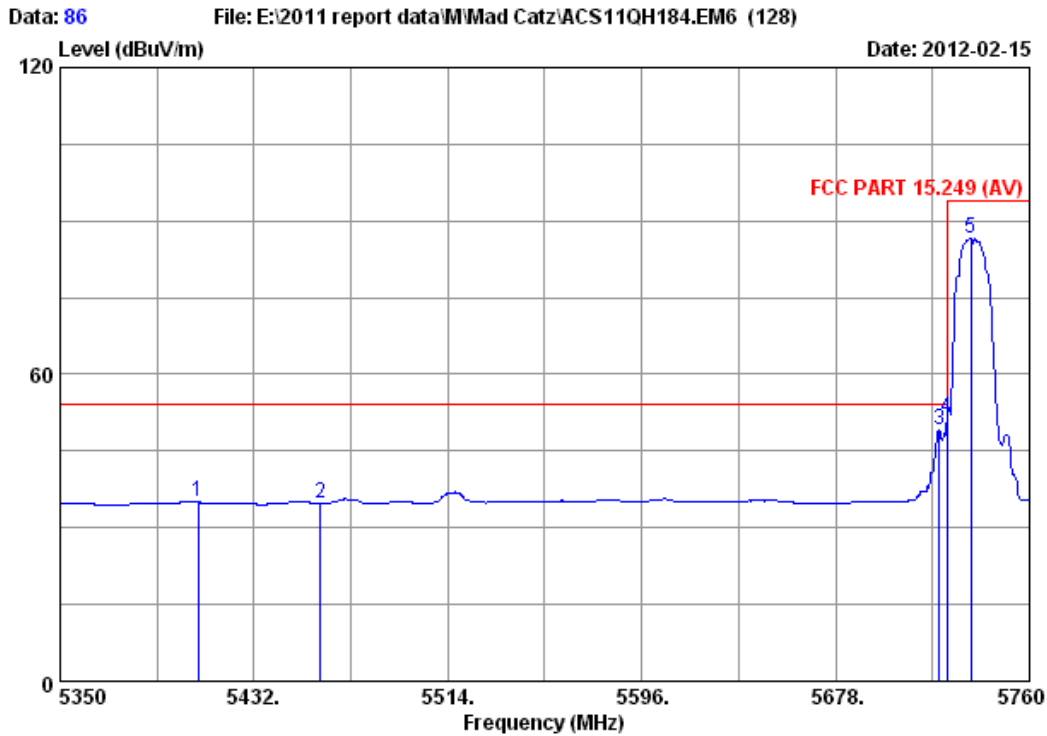


Site no. : 3m Chamber Data no. : 85
 Dis. / Ant. : 3m 2011 3115 4580 Ant. pol. : VERTICAL
 Limit : FCC PART 15.249 (PK)
 Env. / Ins. : 23°C/54% Engineer : Leo-Li
 EUT : Warhead Dolby Virtual 7.1 Wireless Stereo Headset
 Test mode : Tx Mode 5736MHz
 M/N : 47674R

	Freq. (MHz)	Ant. Factor (dB/m)	Cable loss (dB)	Amp. Factor (dB)	Reading (dBuV)	Emission Level (dBuV/m)	Limits (dBuV/m)	Margin (dB)	Remark
1	5449.630	33.83	9.07	34.60	39.09	47.39	74.00	26.61	Peak
2	5460.000	33.83	9.09	34.60	37.35	45.67	74.00	28.33	Peak
3	5721.870	34.03	9.30	34.60	48.31	57.04	74.00	16.96	Peak
4	5725.000	34.03	9.30	34.60	47.72	56.45	74.00	17.55	Peak
5	5734.580	34.04	9.32	34.60	81.33	90.09	114.00	23.91	Peak

Remarks:

1. Emission Level= Antenna Factor + Cable Loss -Amp Factor + Reading.
2. The emission levels that are 20dB below the official limit are not reported.

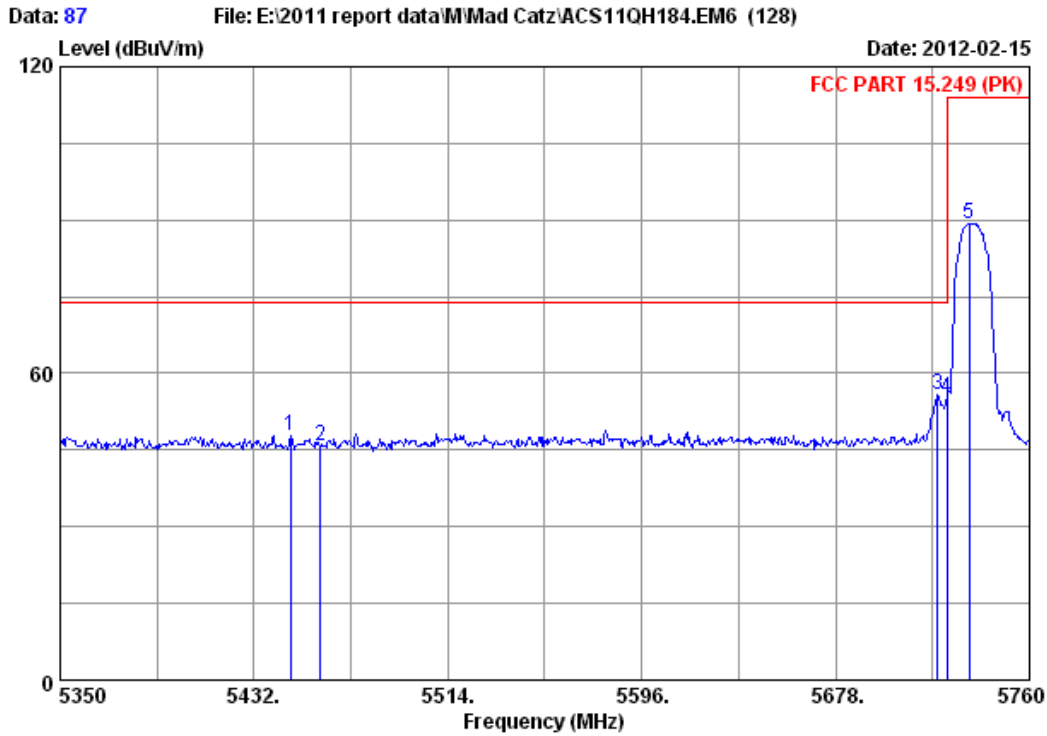


Site no. : 3m Chamber Data no. : 86
 Dis. / Ant. : 3m 2011 3115 4580 Ant. pol. : VERTICAL
 Limit : FCC PART 15.249 (AV)
 Env. / Ins. : 23°C/54% Engineer : Leo-Li
 EUT : Warhead Dolby Virtual 7.1 Wireless Stereo Headset
 Test mode : Tx Mode 5736MHz
 M/N : 47674R

	Freq. (MHz)	Ant. Factor (dB/m)	Cable loss (dB)	Amp. Factor (dB)	Reading (dBuV)	Emission Level (dBuV/m)	Limits (dBuV/m)	Margin (dB)	Remark
1	5408.220	33.76	9.04	34.60	26.90	35.10	54.00	18.90	Average
2	5460.000	33.83	9.09	34.60	26.53	34.85	54.00	19.15	Average
3	5721.870	34.03	9.30	34.60	40.32	49.05	54.00	4.95	Average
4	5725.000	34.03	9.30	34.60	42.81	51.54	54.00	2.46	Average
5	5735.400	34.04	9.32	34.60	77.91	86.67	94.00	7.33	Average

Remarks:

1. Emission Level= Antenna Factor + Cable Loss -Amp Factor + Reading.
2. The emission levels that are 20dB below the official limit are not reported.

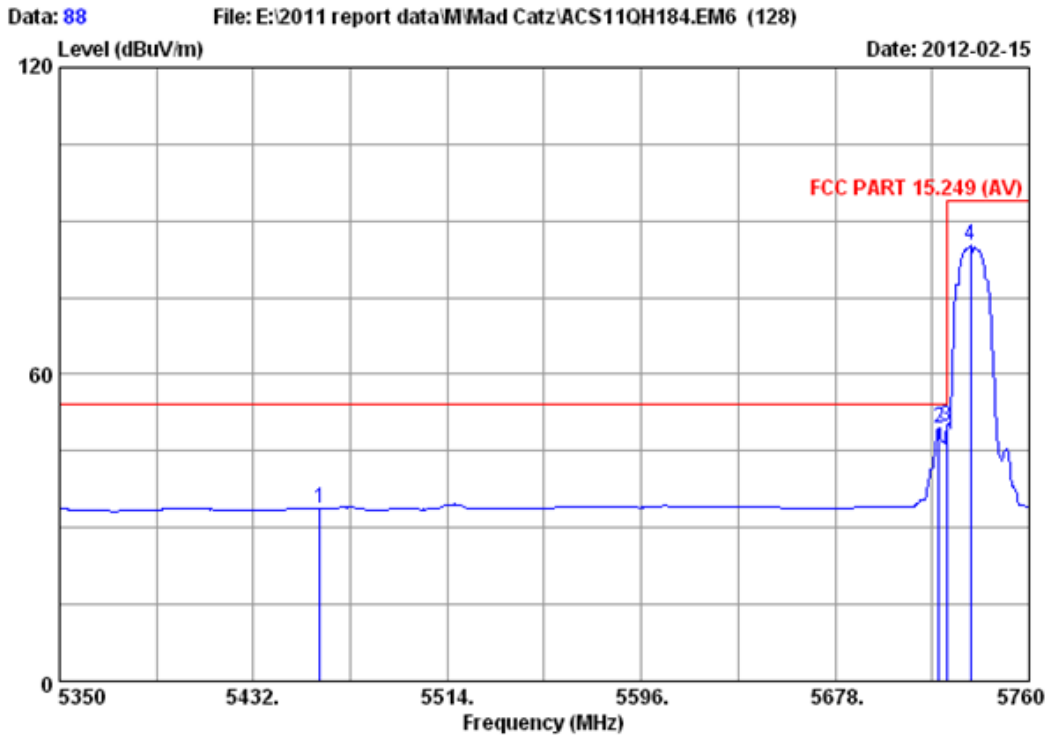


Site no. : 3m Chamber Data no. : 87
 Dis. / Ant. : 3m 2011 3115 4580 Ant. pol. : HORIZONTAL
 Limit : FCC PART 15.249 (PK)
 Env. / Ins. : 23*C/54% Engineer : Leo-Li
 EUT : Warhead Dolby Virtaul 7.1 Wireless Stereo Headset
 Test mode : Tx Mode 5736MHz
 M/N : 47674R

	Freq. (MHz)	Ant. Factor (dB/m)	Cable loss (dB)	Amp. Factor (dB)	Reading (dBuV)	Emission Level (dBuV/m)	Limits (dBuV/m)	Margin (dB)	Remark
1	5447.580	33.83	9.07	34.60	39.61	47.91	74.00	26.09	Peak
2	5460.000	33.83	9.09	34.60	37.61	45.93	74.00	28.07	Peak
3	5721.050	34.03	9.30	34.60	46.94	55.67	74.00	18.33	Peak
4	5725.000	34.03	9.30	34.60	46.56	55.29	74.00	18.71	Peak
5	5734.580	34.04	9.32	34.60	80.63	89.39	114.00	24.61	Peak

Remarks:

1. Emission Level= Antenna Factor + Cable Loss -Amp Factor + Reading.
2. The emission levels that are 20dB below the official limit are not reported.

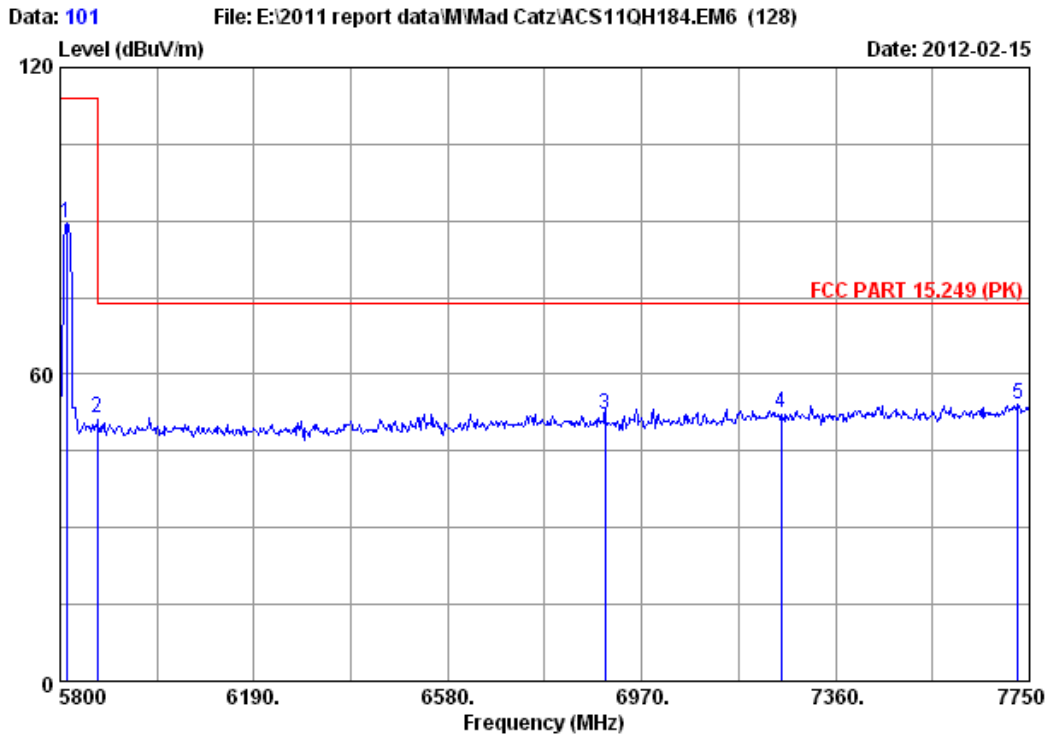


Site no. : 3m Chamber Data no. : 88
 Dis. / Ant. : 3m 2011 3115 4580 Ant. pol. : HORIZONTAL
 Limit : FCC PART 15.249 (AV)
 Env. / Ins. : 23°C/54% Engineer : Leo-Li
 EUT : Warhead Dolby Virtual 7.1 Wireless Stereo Headset
 Test mode : Tx Mode 5736MHz
 M/N : 47674R

	Freq. (MHz)	Ant. Factor (dB/m)	Cable loss (dB)	Amp. Factor (dB)	Reading (dBuV)	Emission Level (dBuV/m)	Limits (dBuV/m)	Margin (dB)	Remark
1	5460.000	33.83	9.09	34.60	25.33	33.65	54.00	20.35	Average
2	5721.870	34.03	9.30	34.60	40.77	49.50	54.00	4.50	Average
3	5725.000	34.03	9.30	34.60	41.22	49.95	54.00	4.05	Average
4	5735.400	34.04	9.32	34.60	76.33	85.09	94.00	8.91	Average

Remarks:

1. Emission Level= Antenna Factor + Cable Loss -Amp Factor + Reading.
2. The emission levels that are 20dB below the official limit are not reported.

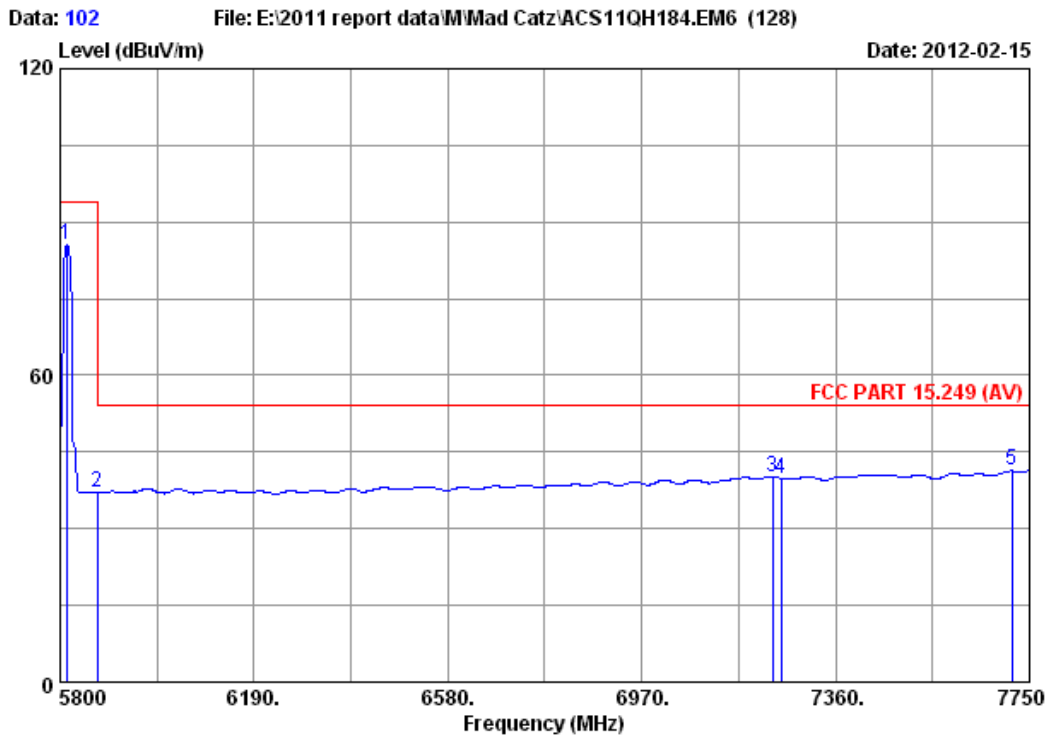


Site no. : 3m Chamber Data no. : 101
 Dis. / Ant. : 3m 2011 3115 4580 Ant. pol. : HORIZONTAL
 Limit : FCC PART 15.249 (PK)
 Env. / Ins. : 23°C/54% Engineer : Leo-Li
 EUT : Warhead Dolby Virtual 7.1 Wireless Stereo Headset
 Test mode : Tx Mode 5814MHz
 M/N : 47674R

	Freq. (MHz)	Ant. Factor (dB/m)	Cable loss (dB)	Amp. Factor (dB)	Reading (dBuV)	Emission Level (dBuV/m)	Limits (dBuV/m)	Margin (dB)	Remark
1	5813.650	34.09	9.38	34.60	80.59	89.46	114.00	24.54	Peak
2	5875.000	34.13	9.44	34.60	42.42	51.39	74.00	22.61	Peak
3	6895.900	34.99	10.31	34.69	41.62	52.23	74.00	21.77	Peak
4	7250.000	35.87	10.46	34.72	40.94	52.55	74.00	21.45	Peak
5	7726.600	36.73	10.58	34.77	41.56	54.10	74.00	19.90	Peak

Remarks:

1. Emission Level= Antenna Factor + Cable Loss -Amp Factor + Reading.
2. The emission levels that are 20dB below the official limit are not reported.

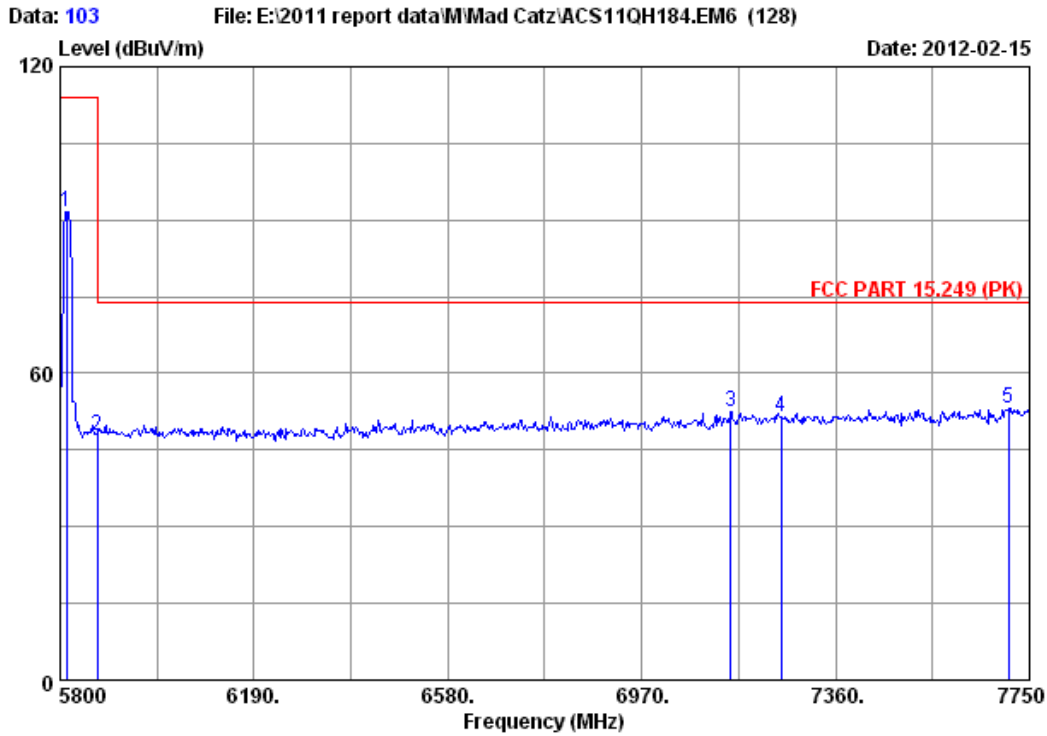


Site no. : 3m Chamber Data no. : 102
 Dis. / Ant. : 3m 2011 3115 4580 Ant. pol. : HORIZONTAL
 Limit : FCC PART 15.249 (AV)
 Env. / Ins. : 23*C/54% Engineer : Leo-Li
 EUT : Warhead Dolby Virtaul 7.1 Wireless Stereo Headset
 Test mode : Tx Mode 5814MHz
 M/N : 47674R

	Freq. (MHz)	Ant. Factor (dB/m)	Cable loss (dB)	Amp. Factor (dB)	Reading (dBuV)	Emission Level (dBuV/m)	Limits (dBuV/m)	Margin (dB)	Remark
1	5813.650	34.09	9.38	34.60	76.70	85.57	94.00	8.43	Average
2	5875.000	34.13	9.44	34.60	28.28	37.25	54.00	16.75	Average
3	7233.250	35.83	10.46	34.72	28.54	40.11	54.00	13.89	Average
4	7250.000	35.87	10.46	34.72	28.24	39.85	54.00	14.15	Average
5	7714.900	36.72	10.57	34.77	28.77	41.29	54.00	12.71	Average

Remarks:

1. Emission Level= Antenna Factor + Cable Loss -Amp Factor + Reading.
2. The emission levels that are 20dB below the official limit are not reported.

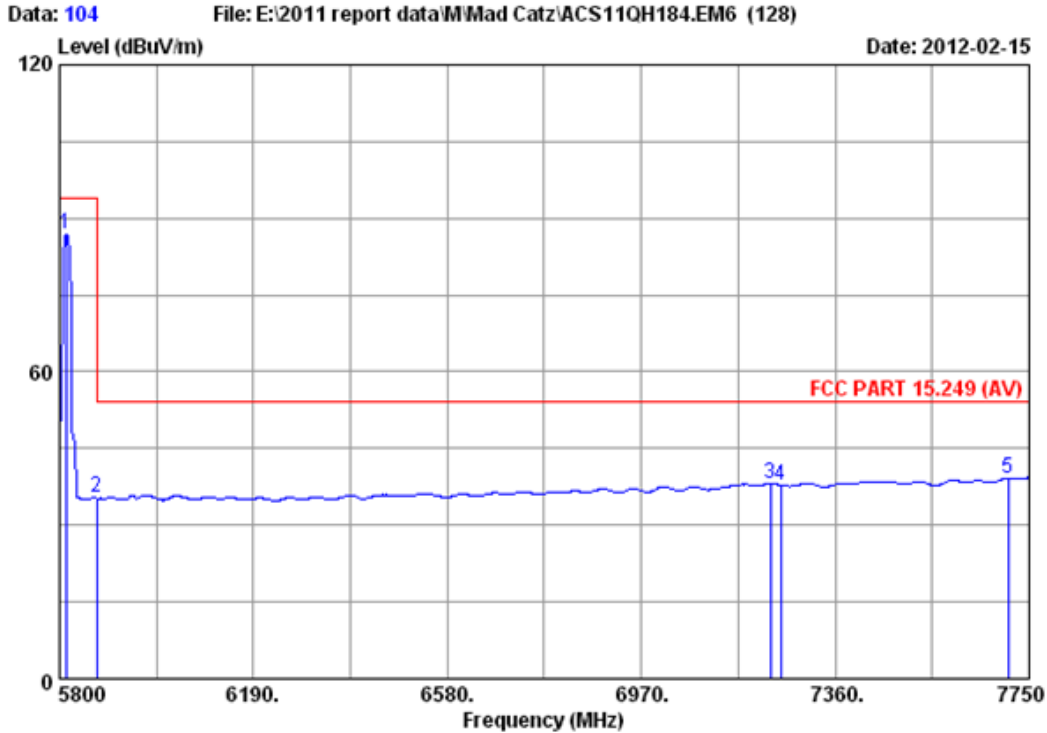


Site no. : 3m Chamber Data no. : 103
 Dis. / Ant. : 3m 2011 3115 4580 Ant. pol. : VERTICAL
 Limit : FCC PART 15.249 (PK)
 Env. / Ins. : 23*C/54% Engineer : Leo-Li
 EUT : Warhead Dolby Virtaul 7.1 Wireless Stereo Headset
 Test mode : Tx Mode 5814MHz
 M/N : 47674R

	Freq. (MHz)	Ant. Factor (dB/m)	Cable loss (dB)	Amp. Factor (dB)	Reading (dBuV)	Emission Level (dBuV/m)	Limits (dBuV/m)	Margin (dB)	Remark
1	5813.650	34.09	9.38	34.60	82.79	91.66	114.00	22.34	Peak
2	5875.000	34.13	9.44	34.60	38.88	47.85	74.00	26.15	Peak
3	7149.400	35.60	10.44	34.72	41.11	52.43	74.00	21.57	Peak
4	7250.000	35.87	10.46	34.72	39.84	51.45	74.00	22.55	Peak
5	7707.100	36.72	10.57	34.77	40.58	53.10	74.00	20.90	Peak

Remarks:

1. Emission Level= Antenna Factor + Cable Loss -Amp Factor + Reading.
2. The emission levels that are 20dB below the official limit are not reported.



Site no. : 3m Chamber Data no. : 104
 Dis. / Ant. : 3m 2011 3115 4580 Ant. pol. : VERTICAL
 Limit : FCC PART 15.249 (AV)
 Env. / Ins. : 23°C/54% Engineer : Leo-Li
 EUT : Warhead Dolby Virtual 7.1 Wireless Stereo Headset
 Test mode : Tx Mode 5814MHz
 M/N : 47674R

	Freq. (MHz)	Ant. Factor (dB/m)	Cable loss (dB)	Amp. Factor (dB)	Reading (dBuV)	Emission Level (dBuV/m)	Limits (dBuV/m)	Margin (dB)	Remark
1	5813.650	34.09	9.38	34.60	78.04	86.91	94.00	7.09	Average
2	5875.000	34.13	9.44	34.60	26.34	35.31	54.00	18.69	Average
3	7229.350	35.78	10.46	34.72	26.55	38.07	54.00	15.93	Average
4	7250.000	35.87	10.46	34.72	26.22	37.83	54.00	16.17	Average
5	7707.100	36.72	10.57	34.77	26.75	39.27	54.00	14.73	Average

Remarks:

1. Emission Level= Antenna Factor + Cable Loss -Amp Factor + Reading.
2. The emission levels that are 20dB below the official limit are not reported.

7. DEVIATION TO TEST SPECIFICATIONS

[NONE]