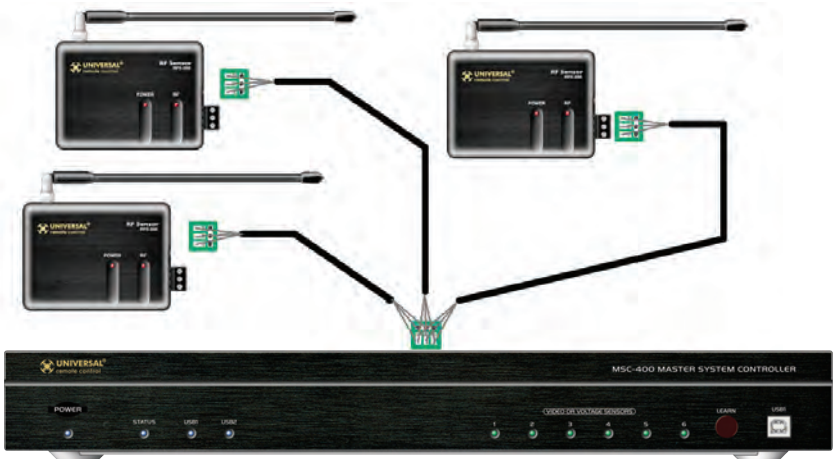





APPENDIX H
: USER'S MANUAL

RFX-250 Installation Manual

Optimizing Narrow Band Reception with the MRF-300 or MSC-400



COMPLETE CONTROL™

Universal Remote Control®


Overview - Compatibility

The RFX-250 is a narrow band RF receiver. It replaces an RFX-150 receiver in either an MRF-300 or MSC-400 system. It is tuned to receive a much narrower band and is more immune to the interference found near component racks (generated by microprocessors and power supplies). It is NOT compatible with all URC remote controls.

NOTE: The RFX-250 is ONLY compatible with the current versions of the MX-3000, MX-950, MX-900 and the TX-1000 remote controls. The RFX-250 is NOT compatible with MX-3000 remote controls manufactured before April 1, 2005.


You can identify the build date of an MX-3000 by looking at the serial number. The first 6 digits indicate the build date. If the serial number appears as 122905 014054, the first 6 digits indicate that the remote was built on December 29, 2005.

Connections



Connect ONE (only) of either of the RFX-250's RF OUT connectors to ONE (only) of either of the RF IN connectors on the MRF or the MSC.

When the RFX-250 can be placed within 10 feet of the MRF/MSC unit, you can utilize the cable with 3.5 mm plugs on both ends. When you need a longer wire or are connecting up to three RFX-250's, use a cable with a minimum of three conductors. If you use CAT 5, utilize two conductors each from two of the twisted pairs for DATA and two from the other twisted pairs for 5V. Use all four of the other conductors twisted in with each pair for GND. This provides better shielding and conductivity for long runs.




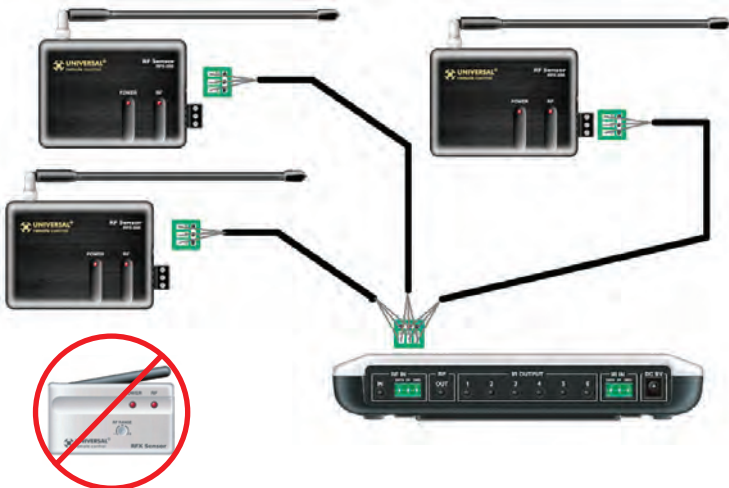
Once the RFX-250 is correctly connected, the POWER LED lights.



If the RF LED lights, the RFX-250 must be moved to a new mounting location. It is receiving in-band RF INTERFERENCE.

Optimizing Range and Reliability

1. Power on all AV components, dim all dimmers to 50% and power on anything that may create RF (particularly devices with high speed microprocessors or hard drives). Observe the RF LED of the RFX-250 by cupping your hand over it. If it is glowing or flickering you must relocate the RFX-250. If you cannot relocate the RFX-250, try removing its antenna.
2. Once you have found a location that is absolutely clean with everything on, test to see if the range is adequate and that macro reliability is perfect. Start with the antenna angle set to 45 degrees and positioned so that the long side of the antenna is facing the customer's favorite seating position.
 
3. When testing, set both the remote and the MRF/MSC to the same VALID RFID#. Keep in mind that zero (0) is not a valid RFID#. Watch the STATUS LED on MRF/MSC - it should light every time you press a button on the remote. This will tell you that the signal was received and understood. Ignore the RF LED on the RFX-250 (it only indicates that a signal was received, not that it was understood).
4. If the range is inadequate, you may extend wire to any area that is not giving good results and place an additional RFX-250 in that area. Up to three RFX-250's can be connected to each MRF/MSC.



NOTE: The RFX-250 is **ONLY** compatible with additional RFX-250s. You cannot mix RFX-150s in a system with RFX-250s.

USALimited Warranty Statement

Your Universal Remote Control, when delivered to you in new condition, is warranted against defects in materials or workmanship as follows: UNIVERSALREMOTE CONTROL, INC. warrants this product against defects in material or workmanship for a period of one(1) year and as set forth below. Universal Remote Control will, at its sole option, repair the product using new or comparable rebuilt parts, or exchange the product for a comparable new or rebuilt product. In the event of a defect, these are your exclusive remedies.

This Limited Warranty covers only the hardware components packaged with the Product. It does not cover technical assistance for hardware or software usage and it does not cover any software products whether or not contained in the Product; any such software is provided "AS IS" unless expressly provided for in any enclosed software Limited Warranty.

To obtain warranty service, you must deliver the product, freight prepaid, in its original packaging or packaging affording adequate protection to Universal Remote Control at the address provided in the Owner's Manual. It is your responsibility to backup any macroprogramming, artwork, software or other materials that may have been programmed into your unit. It is likely that such data, software, or other materials will be lost during service and Universal Remote Control will not be responsible for any such damage or loss. A dated purchase receipt, Bill of Sale, Installation Contract or other verifiable Proof of Purchase is required. For product support and other important information visit Universal Remote Control's website: <http://www.UniversalRemoteControl.com> or call the Universal Remote Control Customer Service Center (914) 835-4484.

This Limited Warranty only covers product issues caused by defects in material or workmanship during ordinary consumer use. It does not cover product issues caused by any other reason, including but not limited to product issues due to commercial use, acts of God, third-party installation, misuse, limitations of technology, or modification of or to any part of the Universal Remote Control product. This Limited Warranty does not cover Universal Remote Control products sold as USED, AS IS, REBUILT, so-called "B-STOCK" or consumables (such as batteries). This Limited Warranty is invalid if the factory-applied serial number has been altered or removed from the product. This Limited Warranty is valid only in the United States of America. This Limited Warranty specifically excludes products sold by unauthorized resellers.

UNIVERSALREMOTE CONTROL SHALL NOT BE LIABLE FOR ANY INCIDENTAL OR CONSEQUENTIAL DAMAGES FOR BREACH OF ANY EXPRESS OR IMPLIED WARRANTY OR CONDITION ON THIS PRODUCT. EXCEPT TO THE EXTENT PROHIBITED BY APPLICABLE LAW, THERE IS NO OTHER WARRANTY EXPRESSED OR IMPLIED. UNIVERSALREMOTE CONTROL WILL NOT BE HELD RESPONSIBLE FOR STATEMENTS MADE BY OTHERS CONCERNING THE MERCHANTABILITY OR FITNESS FOR A PARTICULAR PURPOSE ON THIS PRODUCT. Some states or jurisdictions do not allow the exclusion or limitation of incidental or consequential damages, or allow limitations on how long an implied warranty lasts, so the above limitations or exclusions may not apply to you. This Limited Warranty gives you specific legal rights and you may have other rights which vary from state to state or jurisdiction to jurisdiction.

Information To The User

This equipment has been tested and found to comply with the limits for a Class B digital device, pursuant to part 15 of the FCC Rules. These limits are designed to provide reasonable protection against harmful interference in a residential installation. This equipment generates, uses and can radiate radio frequency energy and, if not installed and used in accordance with the instructions, may cause harmful interference to radio communications.

However, there is no guarantee that interference will not occur in a particular installation. If this equipment does cause harmful interference to radio or television reception, which can be determined by turning the equipment off and on, the user is encouraged to try to correct the interference by one more of the following measures:

- ◆ Reorient or relocate the receiving antenna.
- ◆ Increase the separation between the equipment and receiver.
- ◆ Connect the equipment into an outlet on a circuit different from that to which the receiver is connected.
- ◆ Consult the dealer or an experienced radio/TV technician for help.

Warning

Changes or modifications not expressly approved by the manufacturer could void the user's authority to operate the equipment.

Note : The manufacturer is not responsible for any Radio or TV interference caused by unauthorized modifications to this equipment. Such modifications could void the user's authority to operate the equipment.



 **Universal Remote Control®**

500 Mamaroneck Avenue, Harrison, NY 10528

Phone: (914) 835-4484 Fax: (914) 835-4532

www.universalremote.com