

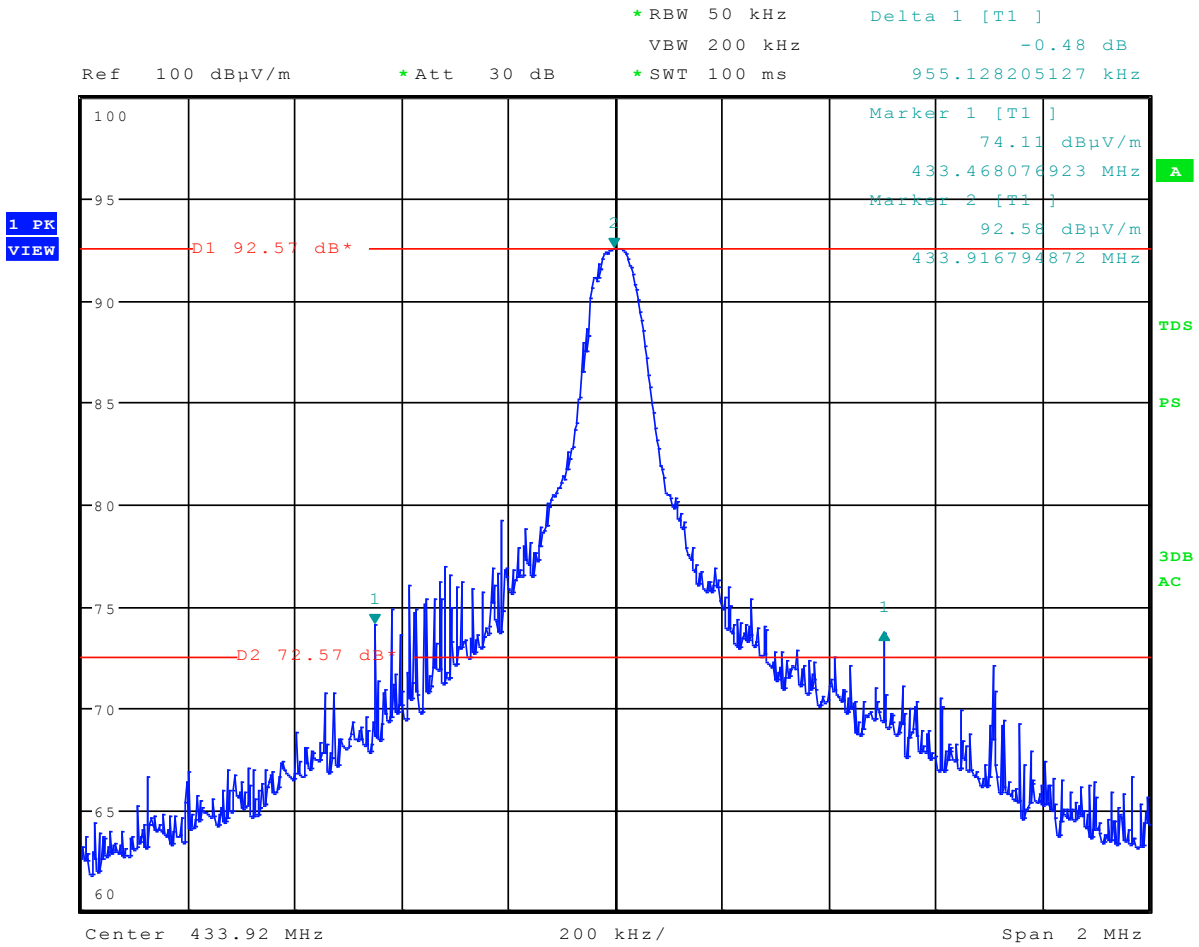


APPENDIX B

: TEST PLOTS



1. Occupied bandwidth



Date: 3.JAN.2012 13:28:30



2. Complete Pulse Train / On-time of the Head

1. NEC Format (15A_002)

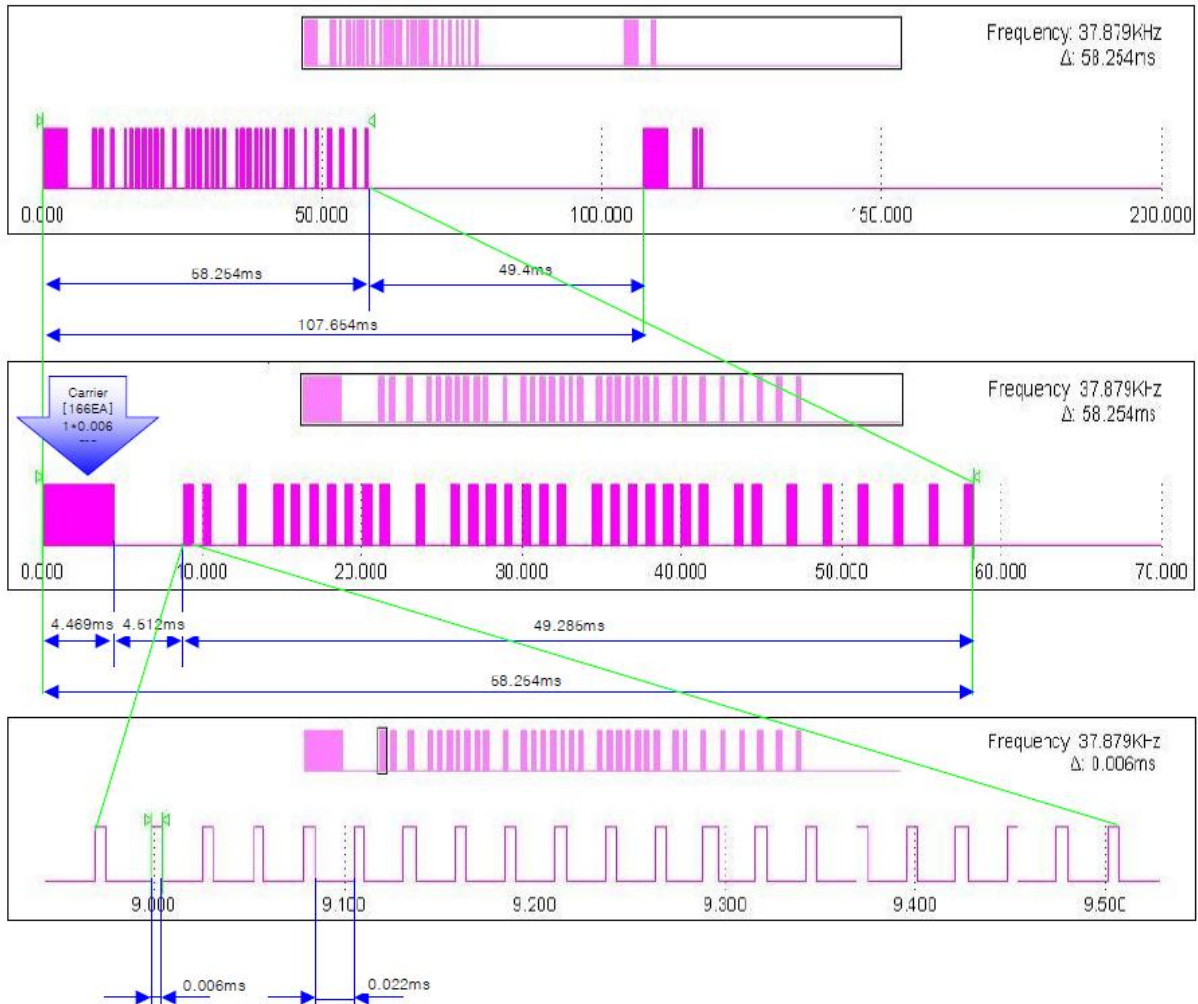


No. of code GR. Per 100ms	Head		Data		Total Width(ms)	Duty Cycle	
	No. of pulse	Width of pulse(ms)	No. of pulse	Width of pulse(ms)		(%)	(dB)
	335	0.006ms	693	0.006ms	6.168	6.17%	-24.19

계산식 : $(335 \times 0.006) + (693 \times 0.006) = 6.168$ [693 = $(1 \times 33 \times 21)$]



2. TC9012 Format (14A_044)

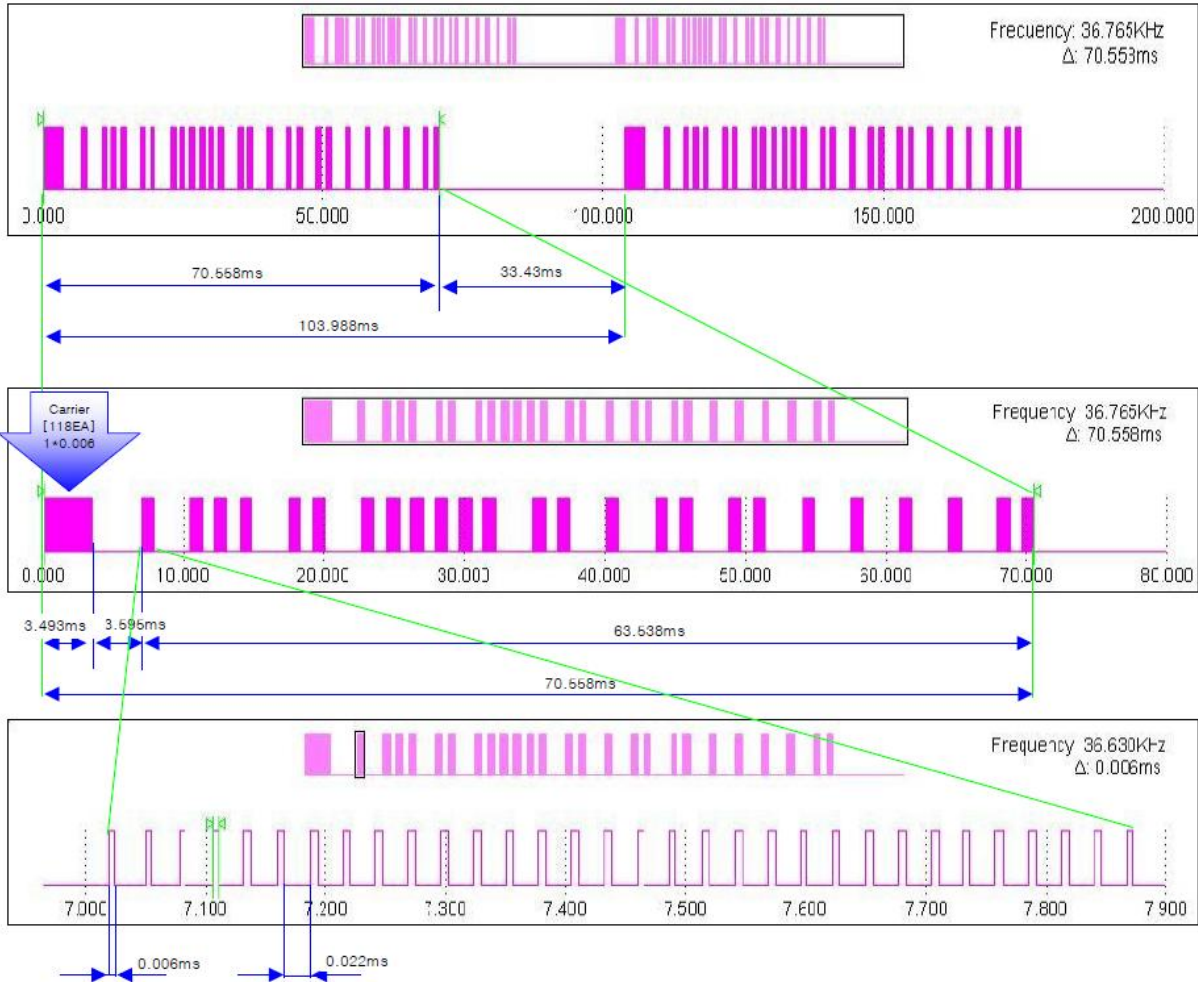


No. of code GR. Per 100ms	Head		Data		Total Width(ms)	Duty Cycle	
	No. of pulse	Width of pulse(ms)	No. of pulse	Width of pulse(ms)		(%)	(dB)
	166	0.006ms	693	0.006ms	5.15	5.15%	-25.757

계산식 : $(166 \times 0.006) + (693 \times 0.006) = 5.154$ [693 = (1 * 33 * 21)]



3. MN6014 Format (18A_052)



No. of code GR. Per 100ms	Head		Data		Total	Duty Cycle	
	No. of pulse	Width of pulse(ms)	No. of pulse	Width of pulse(ms)	Width(ms)	(%)	(dB)
	118	0.006ms	693	0.006ms	5.658	5.66%	-24.94

계산식 : $(118 \times 0.006) + (825 \times 0.006) = 5.658$ [825 = $(1 \times 33 \times 25)$]