



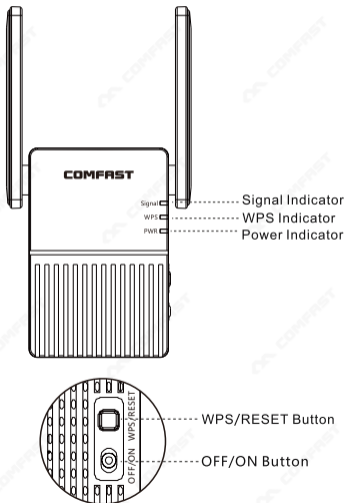
Quick Installation Guide



Wireless Extender/Repeater
M0305303 Version:V1.0

1 The Product Description

1.1、Description of product interface indicator :

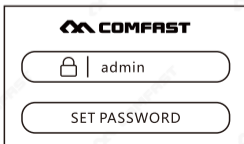


2 Product Installation

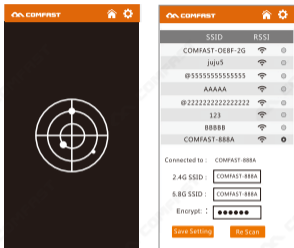
2.1、 Power on the device, then wait for 90 seconds. Please connect your phone to WiFi SSID.
(Defaults: COMFAST-XXXX-2G/5G)



2.2、 Please enter 192.168.10.1 in the browser, then input "admin" and your password.



2.3、 The repeater wifi scan page will appear automatically after password setting. Choose the wifi SSID to booster, then input the password of this wifi SSID.



2.4、 Reconnect the phone to access the Internet. Password is the password of upper router. The SSID will add "-2G/5G" of the upper router SSID.



3 FAQ

Q: Can not access to internet after setting?

A: If indicator is off, it means the setting fails.

Please check if the password is correct, and enter the correct one.

Q: Low speed after setting?

A: Please check the status of indicators:

Blue--Strong signal

Red--Weak signal

The distance between router and repeater is too far, please adjust the position of the wifi repeater.

How to reset: Please wait 1 minute to restart after the device power on. Then press the reset button for 6-7 seconds, the indicator will flicker one time, now release the button, waiting for system to reset.

WPS: Please press the WPS button, the light will flicker for 120 seconds till the client connected. WPS only support mobile phone(Apple is not supported)

Certificate Of Qualification

Quality Inspector

Production Date

Executive Standard



YD/T 1965-2009

Maintenance Regulations

Dear Valued Clients,

Thank you for purchasing a **COMFAST** products and service to protect your rights, please read the following maintenance regulations.

The following does not belong to free maintenance ,our company can provide paid service ,please note:

- Failure to require the installation manual , use ,maintenance, storage lead to product failure or damage;
- Beyond the limited warranty , the warranty period;
Unauthorized alteratiion, tearing up the product bar code;
- Without authorization to change the settings file or inherent disassemble without authorization;
- Unexpected factors or human actions lead to product damage, such as improper input voltage, temperature, watermechanical damage, break, rust or serious oxidation of product ,etc;
- Other non-product itself, design ,technology,manufacturing, quality and other quality problems caused by the failure damage.

Quick Installation Guide

Statement

**Shenzhen Four Seas Global Link Network
Technology CO.,Ltd.Company
all rights reserved.**

Without our official written permission, no unit or individual shall be copied, reproduced, transcribed or translated in part or whole book. In any form or by any means (electronic, mechanical, printing, recording or other possible means) or for the propagation of goods any commercial, profitable purposes.

COMFAST is the registered trademark of Shenzhen Four Seas Global Link Network Technology Co., Ltd. Company. All other trademarks or registered trademarks mentioned in this document, by respective owners.

Product specifications and information mentioned in this manual are for reference on subject to updates without notice. Unless there are other special agreements, this manual is used only as a user guide. All statements, information, etc. are not constitute any form of guarantee

Manufacturer: Shenzhen Four Seas Global Link Network
Technology Co., Ltd. Company

Address: Room 607-610, Block B Tao JINDI Electronic
Business Incubation Base, Tenglong Road, Longhua
District, Shenzhen, China

Hotline: +86 755 83790059

Website: en.comfast.com.cn

Warning:

This device complies with Part 15 of the FCC Rules. Operation is subject to the following two conditions: (1) this device may not cause harmful interference, and (2) this device must accept any interference received, including interference that may cause undesired operation.

changes or modifications not expressly approved by the party responsible for compliance could void the user's authority to operate the equipment.

NOTE: This equipment has been tested and found to comply with the limits for a Class B digital device, pursuant to Part 15 of the FCC Rules. These limits are designed to provide reasonable protection against harmful interference in a residential installation. This equipment generates, uses and can radiate radio frequency energy and, if not installed and used in accordance with the instructions, may cause harmful interference to radio communications. However, there is no guarantee that interference will not occur in a particular installation. If this equipment does cause harmful interference to radio or television reception, which can be determined by turning the equipment off and on, the user is encouraged to try to correct the interference by one or more of the following measures:

- Reorient or relocate the receiving antenna.
- Increase the separation between the equipment and receiver.
- Connect the equipment into an outlet on a circuit different from that to which the receiver is connected.
- Consult the dealer or an experienced radio/TV technician for help.

NOTE: This device and its antenna(s) must not be co-located or operation in conjunction with any other antenna or transmitter

RF Exposure Statement

To maintain compliance with FCC's RF Exposure guidelines, This equipment should be installed and operated with minimum distance of 20cm the radiator your body. This device and its antenna(s) must not be co-located or operation in conjunction with any other antenna or transmitter