

UD812A08_1v0 USB dongle antenna test report

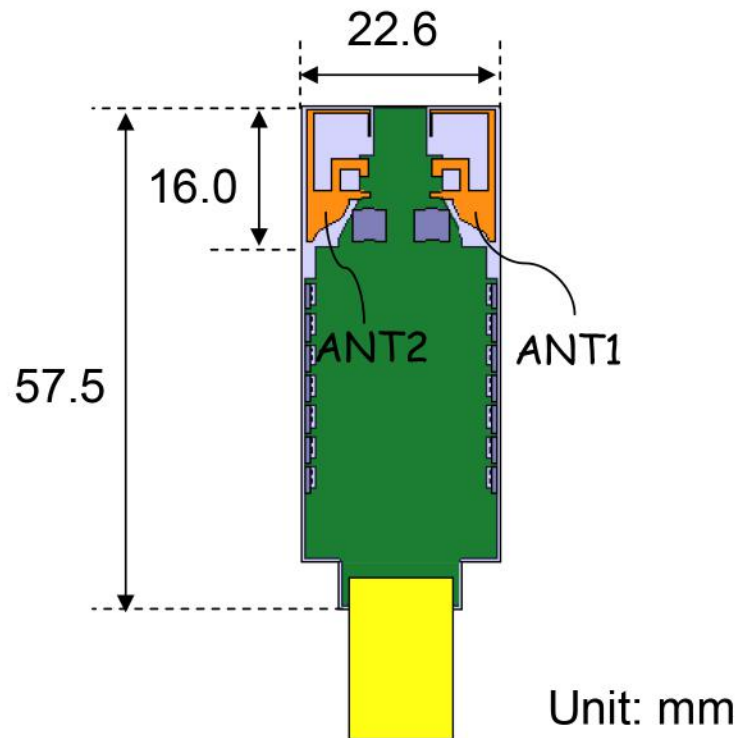
Jeany Ling

Nov. 06, 2012




UD812A08_1v0 USB dongle antenna test report

- **Antenna structure**



- **Photo**




- **Operating freq. = 2.45 GHz
5.50 GHz**



UD812A08_1v0 USB dongle antenna test report

- **Radiation Patterns**

- Freq. : 2437MHz, 5500 MHz
- Test plane : xy-plane
- Input power : SG 0dBm
- Place: RTK 4F chamber
- Horn h: horizontal polarization
- Horn v: vertical polarization



UD812A08_1v0 USB dongle antenna test report

- Radiation Patterns** unit dBi

2437 MHz

5500 MHz

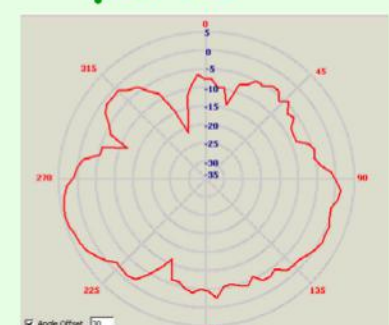
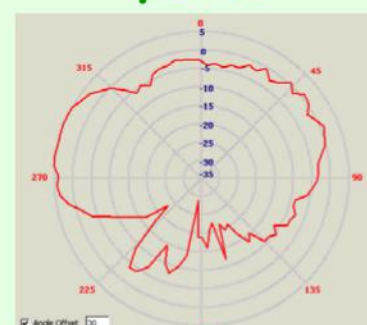
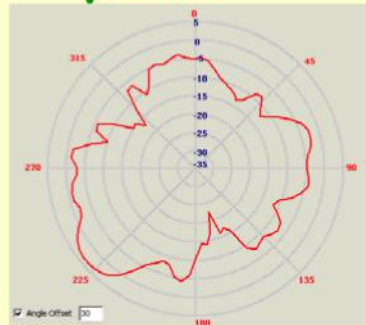
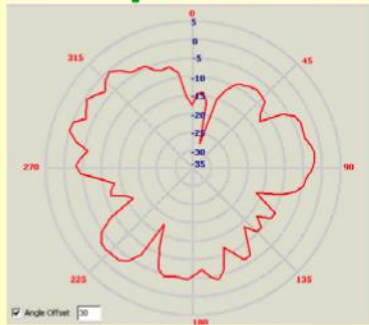
horizontal

port1

port2

port1

port2



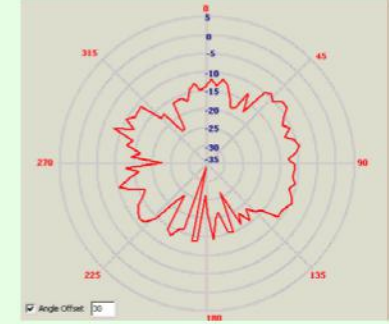
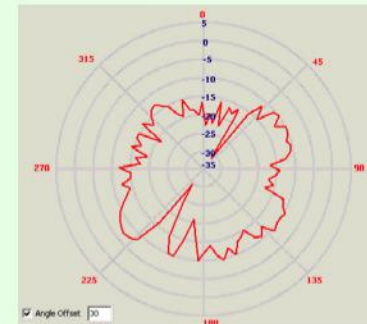
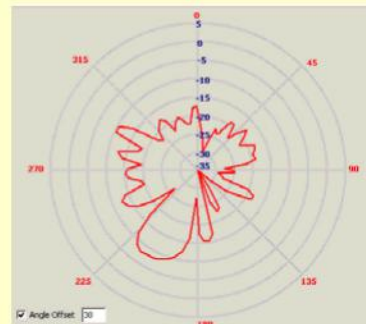
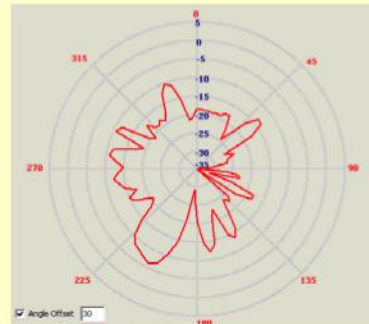
Pol.	peak	avg.
h	-0.1	-5.7

Pol.	peak	avg.
h	2	-4.3

Pol.	peak	avg.
h	2	-1.4

Pol.	peak	avg.
h	1.8	-2.1

vertical



Pol.	peak	avg.
v	-6.2	-15.1

Pol.	peak	avg.
v	-8.2	-16.3

Pol.	peak	avg.
v	-7.3	-13.0

Pol.	peak	avg.
v	-8.0	-13.2

