

BT048

FCC ID: OYCBT048

Dear user,

Thank you very much for choosing BT048 Bluetooth Portable Speaker. Please read this user manual carefully in order to operate this device correctly and bring its excellent performance.

I. NOTICE

- Please store and use this product at normal temperature;
- DO NOT expose this product to rain or damp;
- DO NOT toss this product and prevent it from falling and being damaged;
- DO NOT disassemble, repair and modify this product;
- As it is inbuilt with lithium battery, DO NOT cast or place it in fire to avoid danger!

II. KIND REMINDER

1. To prolong the speaker's life span and for your physical and mental health, please don't listen to music under big volume for a long time to avoid hearing damage.
2. When something wrong with the speaker, please immediately shut off the power switch, plug off the USB, to prevent the speaker and other parts are damaged.
3. Power shortage will affect Bluetooth distance or Bluetooth easy to disconnect, please charge in time.

III. OVERVIEW



1. “/▶” : Click “pause” during playing and click “play” when it is paused.
Click to answer the phone when there is a Bluetooth call, click it again to hang up and keep pressing it to refuse the call. Keep 2.5 seconds to disconnect the Bluetooth device.
2. “-” : down selection key. Long press to select the previous music. Short press to volume down .
3. “+” : up selection key. Long press to select the next music. Short press to volume up. .
4. “” : Long press for 2.5 seconds to turn on the speaker, long press for 2.5 s again to turn off the speaker

IV. SPECIFICATION

Model: BT048

Bluetooth specification: Bluetooth V2.1 + EDR

Transmission distance : \cong 10M

(It varied when the environmental factors and the connected Bluetooth devices are different)

USB charging voltage: DC 5V/500mAh

Built-in battery: Lithium battery,500mAh

Frequency response: 90Hz-20KHz

Sensitivity: 80db \pm 2db


S/N ratio: \geq 76dB

V. PACKING LIST



1. Speaker * 1
2. USB cable * 1
3. User manual * 1

VI. FUNCTION DESCRIPTION

BLUETOOTH OPERATION

1. Turn on the speaker. The blue indicator light will flash to detect Bluetooth enabled devices near you. The blue indicator light will go out if no Bluetooth device is detected within 5 minutes.
2. Pair the speaker with the desired Bluetooth device.
3. Play/pause as desired by pressing .
4. When you want to play music or movie from another Bluetooth device, long press 2.5 seconds to disconnect the speaker .

AUX PLAYBACK OPERATION

1. Turn on the speaker.
2. Insert an 3.5mm audio cable into the aux jack on the back of the speaker, connecting to any audio device such as mobile phones or computers with the other port.
3. press “/▶||” to enter mute mode and re-press “” to release sound.

CHARGING THE SPEAKER

The speaker has a built-in Lithium battery. The battery is rechargeable and provides approx 2.5-hour continuous operation when fully charged.

Use the micro-USB cable to charge the speaker. The red indicator light will illuminate. The red indicator light will go out when the speaker is fully charged.

VII. COMPATIBILITY

Device equipped with BLUETOOTH 3.0 or higher version (for details please refer to the relevant agreements, general specification), such as the IPAD, IPHONE (the second generation and IPHONE with updated IPHONE 3.1 software), IPOD TOUCH, MAC with Bluetooth, and most of smart phone or computer support Bluetooth.

Bluetooth 3.0 including agreements as: A2DP, AVRCP, HFP.

VIII. TROUBLESHOOTING

PHENOMENON PROBLEM	TROUBLESHOOTING
Failure in connection and pairing for many times	<ol style="list-style-type: none">1. Inspect whether the speaker is in the status of searching, or, restart the machine.2. The surrounding Bluetooth equipments are plentiful, which causes the difficulty in searching. So, please close the other Bluetooth equipments.
The sound is small or distorted	<ol style="list-style-type: none">1. Inspect the volume of the Bluetooth equipment and adjust the volume.2. The power of battery is insufficient, please charge it.
Discontinuous music	See whether the effective connection distance of sound is exceeded, or, whether there is obstacle between the speaker and the Bluetooth equipment.
The indicator for Bluetooth mode is not on	<ol style="list-style-type: none">1. It indicates that the power of the battery is not sufficient. Please try again after charging it.2. Restart the machine.

Hints: Another trouble, please consult the dealer or an experienced IT technician for help.

NOTE: This equipment has been tested and found to comply with the limits for a Class B digital device, pursuant to part 15 of the FCC Rules. These limits are designed to provide reasonable protection against harmful interference in a residential installation. This equipment generates uses and can radiate radio frequency energy and, if not installed and used in accordance with the instructions, may cause harmful interference to radio communications. However, there is no guarantee that interference will not occur in a particular installation. If this equipment does cause harmful interference to radio or television reception, which can be determined by turning the equipment off and on, the user is encouraged to try to correct the interference by one or more of the following measures:

- Reorient or relocate the receiving antenna.
- Increase the separation between the equipment and receiver.
- Connect the equipment into an outlet on a circuit different from that to which the receiver is connected.
- Consult the dealer or an experienced radio/TV technician for help

Changes or modifications not expressly approved by the party responsible for compliance could void the user's authority to operate the equipment. This device complies with Part 15 of the FCC Rules. Operation is subject to the following two conditions:

- (1) this device may not cause harmful interference, and
- (2) this device must accept any interference received, including interference that may cause undesired operation.