

# User Manual

Bluetooth speaker

Model name:BT028

Brand name:iKANOO

FCC ID:OYCBT028

Dear user,

Thank you very much for choosing BT028 Bluetooth speaker. Please read this user manual carefully in order to operate this device correctly and bring its excellent performance.



## I. Notice

Please store and use this product at normal temperature;

DO NOT expose this product to rain or damp;

DO NOT toss this product and prevent it from falling and being damaged;

DO NOT disassemble, repair and modify this product;

As it is inbuilt with lithium battery, DO NOT cast or place it in fire to avoid danger.

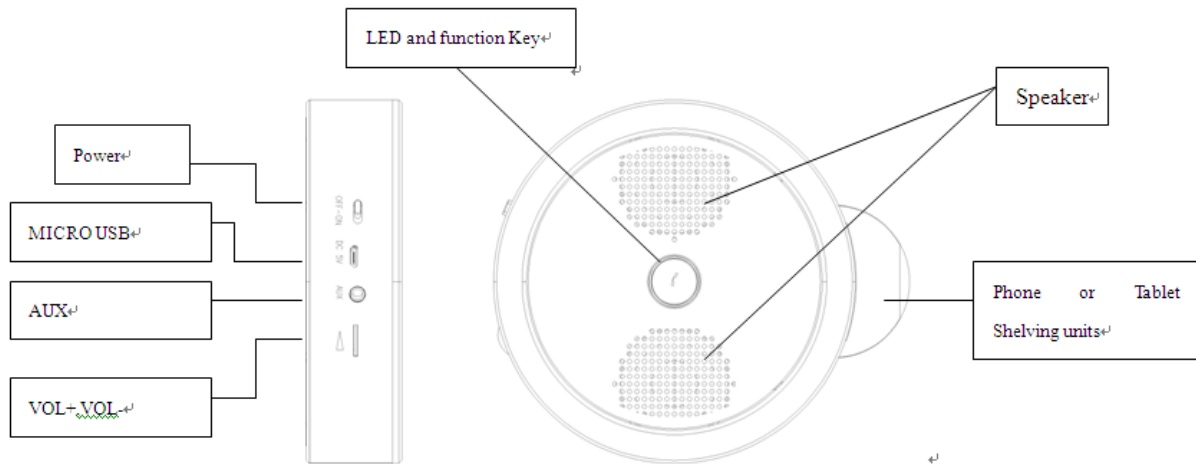
## II. Kind Reminder III

1, To extend the speaker' s service life ,and your physical and mental health, please don't listen to music under big volume for a long time to avoid hearing damage.

2, When something wrong with the speaker, please immediately shut off the power switch, plug off the USB ,to prevent the speaker and other parts are damaged.

3, Power shortage will affect Bluetooth distance or Bluetooth easy to disconnect, please charge in time.

### III. Overview



V -: Decrease the volume & previous song

V +: Increase the volume & next song

 : Answer/ Hang up the call

### IV. Parameters

Model: BT028

Bluetooth specification: Bluetooth V4.0

Transmission distance:  $\leq 10\text{M}$  (It varies when the environmental factors and the connected Bluetooth devices are different)

USB charging voltage: DC 5V

Built-in battery: Lithium battery

Output power: 3W

Frequency response: 90Hz-20KHz

Sensitivity: 80db $\pm$ 2db

S/N ratio:  $\geq 76\text{dB}$

### V. Packing List

1. Speaker \*1
2. Mini-USB power cable \* 1
3. User's manual\*1

## VI. Common Functions



**Start:** Turn on the sound box it would give off “du-du” as tip and the blue light begins to flicker, the default power is 60%.

**Bluetooth connection:** When the power is switched on, the blue light begins to flicker at the same time, the speaker give off “du-du”. At this moment, turn on the Bluetooth device and click “pair” option in Bluetooth device. BT030 will automatically stop if no Bluetooth device is found within 5 minutes, so as to save the power.

Tip: If the connection fails, please turn off the machine and restart it or please charge it as there maybe no sufficient power.

**Bluetooth mode:** Connect BT028 with Bluetooth device and press V -, V + to control the volume & song.

Tip: Under Bluetooth mode, the music is controlled by the music player.

**Hands-free:** Connect BT028 with Bluetooth device when calls in, BT028 would give off “ du-du” as tip. Press  to answer the call and re-press  to hang up the call.

**AUX source:** Insert the attached audio cable into the AUX port on BT028 and the other sider audio port on PC. The player begins to play. The sound box will start the music. The volume, the songs are freely controlled by the player.

**Quick charge:** Charge in power-off state. Insert the attached USB power cable with the micro USB end into the USB power port of BT028 and the other end into the USB port of PC or the USB charger to start charging. When the charging is over, the red indicator will be off.

## VII. Compatibility

Device equipped with BLUETOOTH 2.1+EDR or higher version (for details please refer to the relevant agreements, general specification), such as the IPAD, IPHONE (the second generation and IPHONE with updated IPHONE 3.1 software), IPOD TOCH, MAC with BLUETOOTH , and majority of smart phone or computer support BLUETOOTH.

## VIII.Troubleshooting

<b>Problem</b> / <b>Phenomenon</b>	<b>Troubleshooting</b>
Failure in connection and pairing for many times	<ol style="list-style-type: none"><li>1. Inspect whether the sound box is in the status of searching, or, restart the machine.</li><li>2. The surrounding Bluetooth equipments are plentiful, which causes the difficulty in searching. So, please close the other Bluetooth equipments.</li></ol>
The sound is small or distorted	<ol style="list-style-type: none"><li>1. Inspect the volume of the Bluetooth equipment and adjust the volume.</li><li>2. The power of battery is insufficient, please charge it.</li></ol>
Discontinuous music	See whether the effective connection distance of sound is exceeded, or, whether there is obstacle between the sound box and the Bluetooth equipment.
The indicator for Bluetooth mode is not on	<ol style="list-style-type: none"><li>1. It indicates that the power of the battery is not sufficient. Please try again after charging it.</li><li>2. Restart the machine.</li></ol>

Hints: Another trouble, please consult the dealer or an experienced radio/TV technician for help.

## IX:Statement

This device complies with part 15 of the FCC rules. Operation is subject to the following two conditions:

- (1) this device may not cause harmful interference, and
- (2) this device must accept any interference received, including interference that may cause undesired operation.

Changes or modifications to this unit not expressly approved by the party responsible for compliance could void the user's authority to operate the equipment.