

# TAIDE ELECTRONICS

## User's Manual for the Bluetooth Speaker BT023

**Brand name: iKANOO**

**FCC ID:OYCBT023**

Distinguished Customers,

Thank you for purchasing this Bluetooth speaker BT023. Before getting started, please read the user's manual carefully so as to ensure proper operation and optimized performance of this product. With stylish outer appearance, compact structure, high fidelity sound and multi-functionality, it has obtained patents concerning its outer appearance and adopted advanced electric and sound technology in the industry, ultimately making itself the best choice to hook up with your devices such as tablet, cellphone and digital music player etc. perfectly by presenting you exceptional stereo effect either you are at home, on vacation or at work.

### **I. Precautions**

Please store and use this product at the ambient temperature;

Do not expose this product to the rain or damp surroundings;

Prevent this product from falling that could result in serious damage;

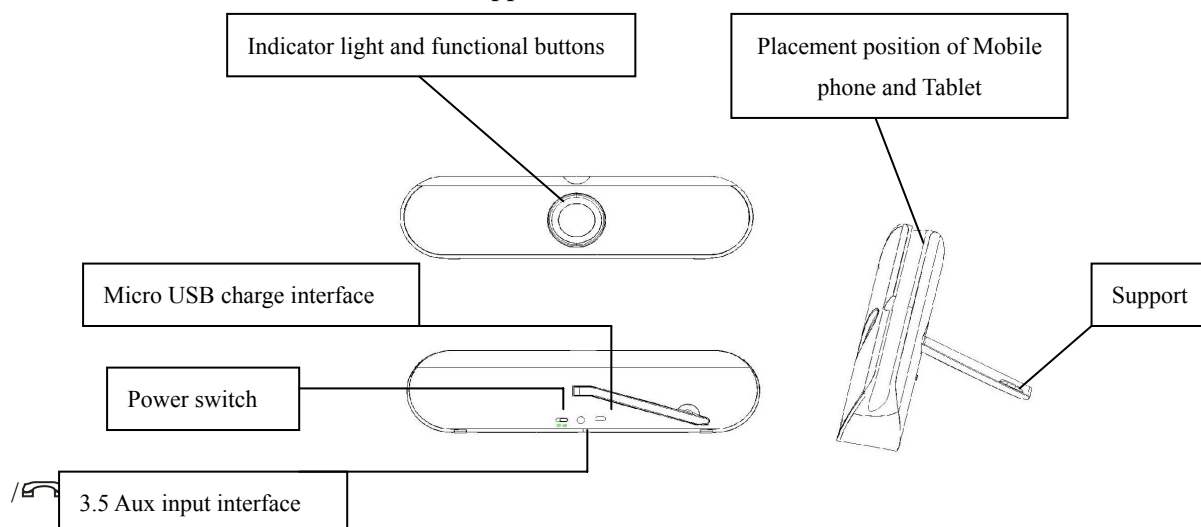
Do not dismantle, repair or modify this product on your own;

In order to avoid any risk, do not dispose this product inappropriately or toss it into the fire as there is a built-in lithium battery.

### **II. Considerate Hints**

- 1) Do not turn up the volume to a fair high level constantly as this could shorten the service life of this product or impair your hearing;
- 2) When encountering any fault during operation, please cut off the power supply and disconnect the USB cable to prevent further damage to the speaker or other components;
- 3) The Bluetooth transmission range or connectivity could be affected by low battery power. In that case, please recharge immediately.

## Outer Appearance and Function Buttons



Bluetooth play and click to play during Bluetooth pause. Click to receive calls at Bluetooth state. Hold down the button to refuse the calls.

### III. Product Parameters

Product Model: BT023

Bluetooth Specifications: Bluetooth V2.1+EDR

Transmission Distance:  $\leq 10\text{M}$  (depending upon operation environment and devices to which it connects)

USB Recharge Voltage: DC 5V/1050mA

Built-in Battery: Lithium battery

Output Power: 5W $\times$ 2

Frequency Response: 90Hz-20KHz

Sensitivity: 80db $\pm$ 2db

Signal to Noise Ratio (SNR):  $\geq 76\text{dB}$

Product Dimensions: 240\*62\*41 mm

Product Net Weight: 332g

### IV. System Composition

1. Speaker 1 set
2. USB Power Cable 1 set
3. User's Manual 1 copy
4. Warranty Card 1 copy




### V. Common Function Description

**Power-on state:** Switch on the power supply of speaker. The speaker will give out prompt tone of “click-click” and the Bluetooth indicator light flashes at the same time.



**Bluetooth Connection:** When the Bluetooth equipment(mobile phone, tablet...) connect NFC bluetooth speaker, please confirm if the equipment has NFC function. If has NFC function, please turn NFC on. Turn the speaker on, and move the equipment close to speaker, then the equipment will automatically connect the speaker without pairing. Please operate as the bluetooth equipment indicate. Bluetooth indicator light will flash slowly after successful connection and the speaker gives out prompt tone of “toot”. If Bluetooth speaker fails to detect any equipment within five minutes during the power is switched on, Bluetooth will shut itself down automatically. To make another connection, it is necessary to switch on. This device is provided with back connection function. The Bluetooth equipments that are connected successfully will connect automatically when Bluetooth is activated next time.

Considerate hints: if connection fails, please switch off the device to restart. It may be that the electric quantity of battery is not sufficient. Please charge.

**Bluetooth music playback:** after Bluetooth connection is successful, the equipment will play music directly. Press and hold “▶|” to pause during playback; Press “▶|” to play during pause.

**Hand free calls:** After connected with the mobile phone successfully, the speaker beeps when a call comes in. Press  to pick it up and to talk with the person involved instead of mobile phone. press  again to hang up to terminate the talk. When a call comes, Hold down the button to refuse coming calls. Double click on “” button to redial the last phone number at Bluetooth connection state.

**AUX playback:** insert the video cable into AUX audio input interface of speaker or the audio interface of players such as computers, and the AUX indicator light is on. The player begins to play. The device will start music immediately. Size of volume, song selection, etc is controlled by the player at ease.

Considerate hints: 1. At AUX playback state, press “▶|” to pause and press “▶|” again to release sound. 2. The speaker will turn off automatically after 5 Minutes without a connection. Use the On/Off switch to turn on again.

**Smart automatic quick charge:** charge at standby or switch-off state. Insert the MICRO USB end of USB power code provided with accessories into USB power jack of the speaker. Another end is connected with computer USB port or USB charger. Charging begins. The charging indicator light will be off after charging.

## VI. Compatibility

Wireless: Devices configured with Bluetooth V2.1+EDR or higher version such as IPAD, IPHONE (at least the second generation IPHONE installed the IPHONE software 3.1), IPOD TOCH and MAC as well as a majority of intelligent phones or computers that support Bluetooth.

Bluetooth V2.1+EDR consists of protocols like A2DP, AVRCP and HFP and so on.

## VII. Troubleshooting

Faults Phenomena	Solutions
Unable to pair up with other devices	<ol style="list-style-type: none"> <li>1. Check whether the speaker is still in the process of search or switch it off and then on.</li> <li>2. There are too many Bluetooth devices in the proximity that cause difficulty in connection. Please turn them off.</li> </ol>
The sound is rather low or distorted	<ol style="list-style-type: none"> <li>1. Check the Bluetooth device’s volume and then adjust it to a proper level.</li> <li>2. Recharge the battery</li> </ol>
The music stops from time to time	<ol style="list-style-type: none"> <li>1. Check whether the speaker’s effective transmission range is exceeded or there is an obstacle standing between the speaker and other Bluetooth devices.</li> </ol>
The Bluetooth indicator remains off	<ol style="list-style-type: none"> <li>1. It suggests the battery power drops quite low and retry once being recharged.</li> <li>2. Turn it on again.</li> </ol>

Hints: Another trouble, please consult the dealer or an experienced radio/TV technician for help.

This device complies with part 15 of the FCC rules. Operation is subject to the following two conditions:

(1) this device may not cause harmful interference, and

(2) this device must accept any interference received, including interference that may cause undesired operation.

Changes or modifications to this unit not expressly approved by the party responsible for compliance could void the user's authority to operate the equipment.