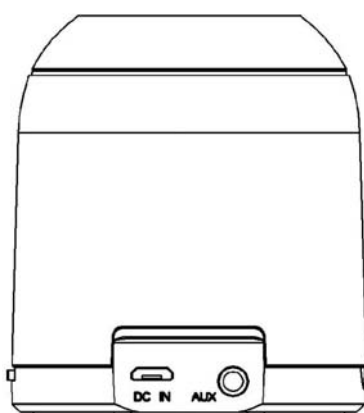


User's Manual for the Bluetooth Speaker BT058



Distinguished Customers,

Thank you for purchasing this Bluetooth speaker BT058. Before getting started, please read the user's manual carefully so as to ensure proper operation and optimized performance of this product. With stylish outer appearance, compact structure, high fidelity sound and multi-functionality, it has obtained patents concerning its outer appearance and adopted advanced electric and sound technology in the industry, ultimately making itself the best choice to hook up with your devices such as tablet, cellphone and digital music player etc. perfectly by presenting you exceptional stereo effect either you are at home, on vacation or at work.

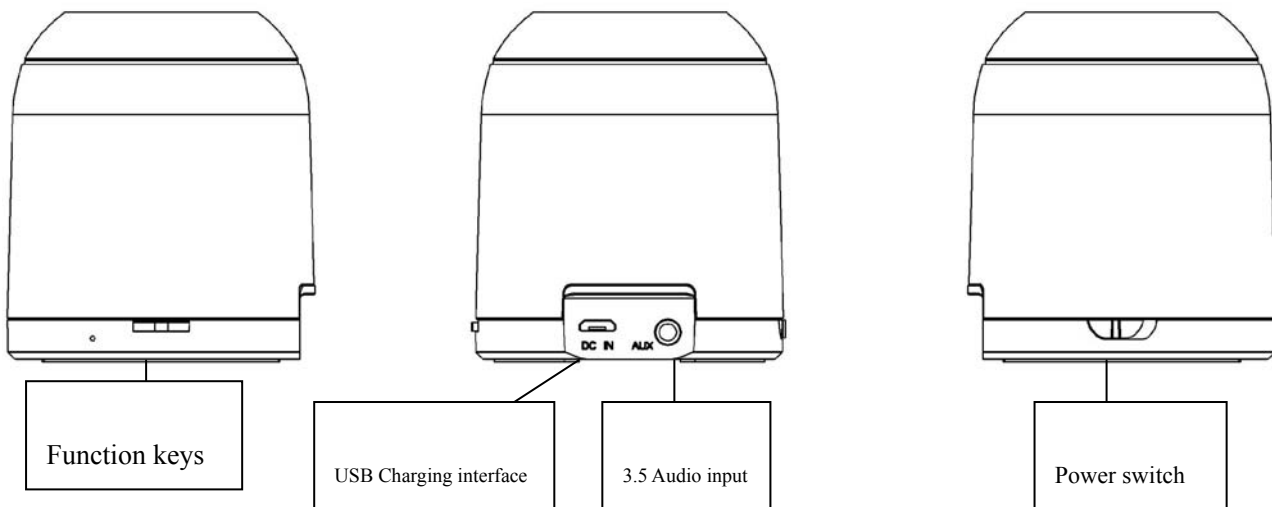
1. Precautions


Please store and use this product at the ambient temperature;
Do not expose this product to the rain or damp surroundings;
Prevent this product from falling that could result in serious damage;
Do not dismantle, repair or modify this product on your own;
In order to avoid any risk, do not dispose this product inappropriately or toss it into the fire as there is a built-in lithium battery.

2. Considerate Hints

- 1) Do not turn up the volume to a fair high level constantly as this could shorten the service life of this product or impair your hearing;
- 2) When encountering any fault during operation, please cut off the power supply and disconnect the USB cable to prevent further damage to the speaker or other components;
- 3) The Bluetooth transmission range or connectivity could be affected by low battery power. In that case, please recharge immediately.

3. Outer Appearance and Function Buttons



- 1) : switching by keeping pressing it for 2s, BLUETOOTH, AUX, selection of working mode

Click “pause” during playing and click “play” when it is paused.

Click “mute” at AUX state point and click it again to open it

Click to answer the phone when there is a Bluetooth call, click it again to hang up and keep pressing it to refuse the call

2) “◀V←”: up selection key. Keep pressing it during the playing to volume down and keep pressing it for a short period to select the previous song;

3) “V+▶”: down selection key. Keep pressing it during the playing to volume up and keep pressing it for a short period to select the next song.

4. Function features of this product

1) Dual-mode power supply: the product is provided with lithium battery and supplied by USB interface or DC5V USB. The dual power supply mode can be selected freely.

2) Power failure memory playing: the precise position of last playing interruption can be memorized automatically.

3) AUX audio output: 3.5MM audio line input and computer can be connected easily. It can connect broad range of audio-visual products such as MP3/MP4/IPOD/IPHONE.

4) Bluetooth wireless music transmission: high-quality Bluetooth module is built in to realize wireless music transmission and hand-free connection.

5. Product Parameters

Product Model: BT058

Bluetooth Specifications: Bluetooth V3.0+EDR

Transmission Distance: ≤10M (depending upon operation environment and devices to which it connects)

USB Recharge Voltage: DC 5V

Built-in Battery: Lithium battery

Output Power: 3W×1

Frequency Response: 90Hz-20KHz

Sensitivity: 80db±2db

Signal to Noise Ratio (SNR): ≥76dB

Product Dimensions: φ61.5×D71.5 mm

6. System Composition

- | | | |
|----|-----------------|--------|
| 1) | Speaker | 1set |
| 2) | USB Power Cable | 1piece |
| 3) | User's Manual | 1copy |

7. Descriptions of common functions

AUX audio playing: insert audio line to audio input interface of the speaker, computer and the socket of other music players. AUX plug and play is supported. The working mode can be switched by pressing mode key. Adjust the volume by keeping pressing “◀V→” or “V+▶” for 3s. Click “▶▶” under AUX state to silence and click “▶▶” again to open it. The corresponding operations are provided with voice prompt.

Bluetooth connection: start this product to enter Bluetooth working mode. The speaker will enter Bluetooth exploring state automatically; when blue indicator lamp flashes very quickly: it will match automatically and the Bluetooth device will prompt if matching or not. The blue indicator lamp will flash very slowly after successful connection by clicking match. The device Bluetooth will be off automatically if the Bluetooth speaker fails to find any equipment within 5m after power-on and electrify the power again for reconnection. This product is provided with re-connection function and the device which is connected successfully will be connected automatically when opening the Bluetooth again. The corresponding operations are provided with voice prompt.

Prompt: please restart this product in case of connection failure or recharge it if the electric quantity of the battery is insufficient.

Bluetooth music playing: music is played by Bluetooth and keep pressing “◀V-, V+▶” during the playing process to adjust the volume.

Keep pressing “◀V-, V+▶” to select the previous or next song.

Intelligent automatic fast charging: charge this product after power-off. Insert MICRO USB end of USB power line of the accessory to USB power socket of the speaker and the other end to computer USB port or USB charger to charge this product. The red indicator lamp will be off after this product is fully charged.

8. Compatibility

Wireless: Devices configured with Bluetooth 2.1+EDR or higher version such as IPAD, IPHONE (at least the second generation IPHONE installed the IPHONE software 3.1), IPOD TOCH and MAC as well as a majority of intelligent phones or computers that support Bluetooth.

Bluetooth V3.0+EDR consists of protocols like A2DP, AVRCP and HFP and so on.

9. Troubleshooting

Faults	Phenomena	Solutions
Unable to pair up with other devices		<ol style="list-style-type: none"> 1. Check whether the speaker is still in the process of search or switch it off and then on. 2. There are too many Bluetooth devices in the proximity that cause difficulty in connection. Please turn them off.
The sound is rather low or distorted		<ol style="list-style-type: none"> 1. Check the Bluetooth device's volume and then adjust it to a proper level. 2. Recharge the battery
The music stops from time to time		<ol style="list-style-type: none"> 1. Check whether the speaker's effective transmission range is exceeded or there is an obstacle standing between the speaker and other Bluetooth devices.
The Bluetooth indicator remains off		<ol style="list-style-type: none"> 1. It suggests the battery power drops quite low and retry once being recharged. 2. Turn it on again.

10. FCC Warning

This equipment has been tested and found to comply with the limits for a Class B digital device, pursuant to part 15 of the FCC Rules. These limits are designed to provide reasonable protection against harmful interference in a residential installation. This equipment generates, uses and can radiate radio frequency energy and, if not installed and used in accordance with the instructions, may cause harmful interference to radio communications. However, there is no guarantee that interference will not occur in a particular installation. If this equipment does cause harmful interference to radio or television reception, which can be determined by turning the equipment off and on, the user is encouraged to try to correct the interference by one or more of the following measures:

- Reorient or relocate the receiving antenna.
- Increase the separation between the equipment and receiver.
- Connect the equipment into an outlet on a circuit different from that to which the receiver is connected.
- Consult the dealer or an experienced radio/TV technician for help.

Caution: Any changes or modifications to this device not explicitly approved by manufacturer could void your authority to operate this equipment.

This device complies with part 15 of the FCC Rules. Operation is subject to the following two conditions: (1) This device may not cause harmful interference, and (2) this device must accept any interference received, including interference that may cause undesired operation.

The device has been evaluated to meet general RF exposure requirement. The device can be used in portable exposure condition without restriction.