

folding line
2 staples here (saddle stitching)

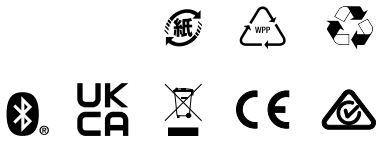
Open size: 9"W x 4.5"H | Folded Size: 4.5"W x 4.5"H | Material: 80gsm woodfree paper | Color: Grayscale

Diecut

Targus®

Slim Bluetooth Keyboard Case for Samsung Galaxy Tab S6 Lite

User Guide



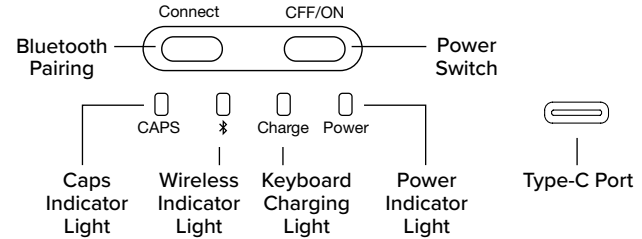
SMAPP: GP-JCP615TGABW
Product Name: Bluetooth Keyboard
Model: AKB56
Targus SKU: THZ858USZ

folding line
2 staples here (saddle stitching)

THZ858USZ / 410-4072-001A

Slim Bluetooth Keyboard Case

****Please read these instructions carefully before use****



Connecting the keyboard:

1. Turn on the power supply, and the power indicator will be lit in Blue for five seconds (if the indicator is flashing in blue, please charge it in time). Press the Connect key for 1 second, the Wireless Indicator Light flicker into the pairing state, and the effective time is about 120 seconds. Open the Wireless search function of the external device, click the "Targus Keyboard AKB56" searched. After the pairing is successful, the indicator lights go out, and you can use the keyboard.
2. If there is no operation in 15 minutes, the keyboard will go to sleep state and wait for 3 seconds by any key to wake up.

Slim Bluetooth Keyboard Case

Disconnecting the keyboard:

If you want to break the connection between keyboard and device, please clear the pairing information in the device, or turn off the keyboard power directly.

Charging the keyboard:

If the power indicator is flashing in blue, indicating low power, please charge it. When the indicator light is green, it means it is fully charged. For safety, please then disconnect the charger.

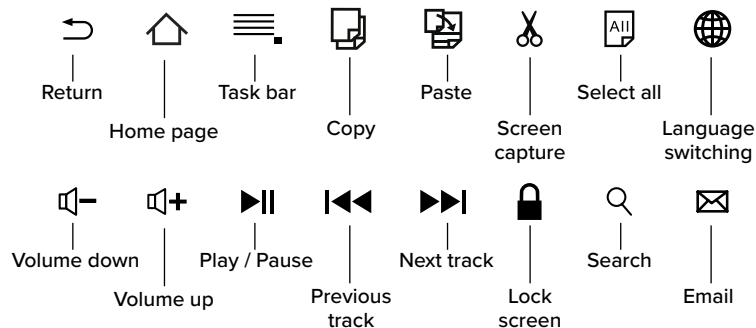
Shortcut function key:

Please note that the function key only works under the corresponding operation interface; if the function key is blue, please press the Fn key combination to use. Due to the external device and system updates, there may be some inconsistency between individual function keys and instructions. If this happens, please refer to the real object.

Product Name	Operation Frequency (MHz)	Maximum EIRP Power (dBm)	Working Distance
Bluetooth Keyboard: AKB56	2400-2483.5 MHz	-77dBm	10 Meters

Slim Bluetooth Keyboard Case

Hot Key Functions



Maintenance and warning:

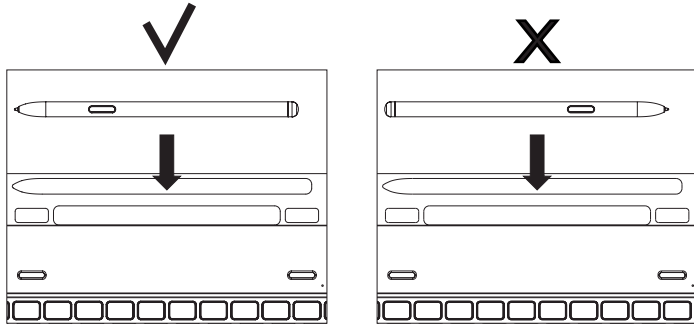
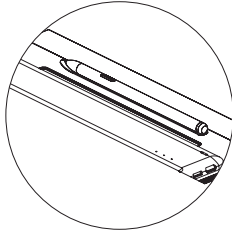
- * Do not squeeze or twist the keyboard.
- * Keep away from a magnetic field.
- * Keep away from liquid and use in a dry environment.
- * Clean the keyboard with a soft cloth.

Common connection Troubleshooting:

- * Make sure the power is turned on and the battery is sufficient.
- * Make sure that the keyboard is within the range of working distance.
- * Make sure that the Wireless related function of the device has been opened.
- * Make sure that the keyboard and the device have been paired.
- * Clear device pairing record and turn off Wireless function; re match.
- * Please do not connect multiple Wireless keyboards at the same time; if necessary, please connect one by one.

Slim Bluetooth Keyboard Case

S-Pen position



Slim Bluetooth Keyboard Case

Targus

**UK
CA**

Declaration of Conformity

Manufacturer: Targus International LLC
Address : 1211 North Miller Street
Anaheim, CA 92806 USA

Tel: 1-714-765-5555
Fax: 1-714-765-5599
Internet: www.targus.com

We herewith confirm the following designated product Bluetooth Keyboard, Model No. AKB56.
Brand name "TARGUS", complies with below UK legislation and relevant standards.

For the evaluation regarding the below legislation, the following standards were applied:

Radio Equipment Regulations 2017

ETSI EN 301 489-1 V2.2.3 (2019-11)

Draft ETSI EN 301 489-17 V3.2.5 (2022-08)

EN 55032: 2015+A11:2020

EN 55035: 2017+A11:2020

EN IEC 61000-3-2:2019+A1 :2021

EN 61000-3-3: 2013+A1:2019

ETSI EN 300 328 V2.2.2 (2019-07)

EN 62479: 2010

B5 EN IEC 62368-1:2020+A11:2020

The Restriction of the Use of Certain Hazardous Substances in Electrical and Electronic Equipment Regulations 2012

EN IEC 63000: 2018

This declaration of conformity is issued under the sole responsibility of the manufacturer.

Director, Targus - Global Sourcing Group

CF Ngoh

Function Title

Name

Dec 8, 2022 / Hong Kong

Date / Place of Issue

Signed for and on behalf of Targus

Targus®

Declaration of Conformity



Manufacturer: Targus International LLC Tel: 1-714-765-5555
 Address : 1211 North Miller Street, Fax: 1-714-765-5599
 Anaheim, CA 92806 USA Internet: www.targus.com

We herewith confirm the following designated product Bluetooth Keyboard, Model No. AKB56, Brand name "TARGUS", complies with the Radio Equipment Directive 2014/53/EU, EU ROHS Directive 2011/65/EU and its amendment Directive (EU) 2015/863.

For the evaluation regarding the above Directives, the following standards were applied:

RED: 2014/53/EU
 ETSI EN 301 489-1 V2.2.3 (2019-11)
 DAFT ETSI EN 301 489-17 V3.2.5 (2022-08)
 EN 55032:2015+A11:2020
 EN 55035:2017+A11:2020
 EN IEC 61000-3-2:2019+A1:2021
 EN 61000-3-1:2013+A1:2019
 ETSI EN 300 328 V2.2.2 (2019-07)
 EN 62479:2010
 EN IEC 62368-1:2020+A11:2020

RoHS Directive: 2011/65/EU and its amendment Directive (EU) 2015/863

EN IEC 63000:2018

Year to begin CE marking: 2022

Director, Targus - Global Sourcing Group	CF Ngoh
Function Title	Name
12/8/2022 / Hong Kong	
Date / Place of Issue	Signed for and on behalf of Targus

Slim Bluetooth Keyboard Case

Warning: Changes or modifications to this unit not expressly approved by the party responsible for compliance could void the user's authority to operate the equipment.

NOTE: This equipment has been tested and found to comply with the limits for a Class B digital device, pursuant to Part 15 of the FCC Rules. These limits are designed to provide reasonable protection against harmful interference in a residential installation. This equipment generates, uses and can radiate radio frequency energy and, if not installed and used in accordance with the instructions, may cause harmful interference to radio communications.

However, there is no guarantee that interference will not occur in a particular installation. If this equipment does cause harmful interference to radio or television reception, which can be determined by turning the equipment off and on, the user is encouraged to try to correct the interference by one or more of the following measures:

- Reorient or relocate the receiving antenna.
- Increase the separation between the equipment and receiver.
- Connect the equipment into an outlet on a circuit different from that to which the receiver is connected.
- Consult the dealer or an experienced radio/TV technician for help.

This device complies with Part 15 of the FCC Rules. Operation is subject to the following two conditions:

- (1) this device may not cause harmful interference, and
- (2) this device must accept any interference received, including interference that may cause undesired operation.

This device contains licence-exempt transmitter(s)/receiver(s) that comply with Innovation, Science and Economic Development Canada's licence-exempt RSS(s). Operation is subject to the following two conditions:

This device may not cause interference.
 This device must accept any interference, including interference that may cause undesired operation of the device.

L'émetteur/récepteur exempt de licence contenu dans le présent appareil est conforme aux CNR d'Innovation, Sciences et Développement économique Canada applicables aux appareils radio exempts de licence. L'exploitation est autorisée aux deux conditions suivantes:

1. L'appareil ne doit pas produire de brouillage;
2. L'appareil doit accepter tout brouillage radioélectrique subi, même si le brouillage est susceptible d'en compromettre le fonctionnement.

Technical Support

For technical questions, please visit:

US targus.com/us/support
1.800.283.6325

CAN Internet: targus.com/ca/support

EMEA targus.com/UK/support
+44 (0)20-7744-0330

Australia targus.com/au/support
1800-641-645

New Zealand 0800-633-222

Latin America soporte@targus.com

Targus Asia Pacific – South Asia
Email: techsupport@targus.com
Monday through Friday, 9:00 a.m. (09:00) to 6:00 p.m. (18:00); (+65) 6383-1330

Product Registration

Targus recommends that you register your Targus accessory shortly after purchasing it. Go to: http://targus.com/us/product_registration
You will need to provide your full name, email address, country of residence and product information.

Two Year Limited Warranty

We pride ourselves on the quality of our products. For complete warranty details and a list of our worldwide offices, please visit www.targus.com. Targus product warranty does not cover any device or product that is not manufactured by Targus (including, but not limited to, laptops, smartphones, devices, or any other product that may be used in connection with the Targus product). Targus is a registered trademark of Targus International LLC in the US and in certain other countries. All logos and registered trademarks are the property of their respective owners. ©2023 Targus International LLC, 1211 North Miller St., Anaheim, CA 92806. All rights reserved.

Australian and New Zealand consumers only

Thank you for your purchase. Targus warrants to the original purchaser that its products are free from defects in materials and workmanship, during the specified warranty period, and lasts as long as the original purchaser owns the product. The warranty period is stated on the packaging or in the documentation provided with this Targus product. Targus' Limited Product Warranty excludes damage caused by accident, neglect, abuse, misuse, improper care, normal wear and tear, ownership transfer, or alteration. The limited warranty also excludes any product that is not manufactured by Targus (including, without limitation, laptops, smartphones, devices, tablets, or any other non-Targus item) that is used in connection with the Targus product.

In the event that the Targus product has a defect in materials or workmanship Targus will, after receiving a warranty claim and inspecting the product, at its discretion, do one of the following: repair, replace, or refund with the same or a similar product (or part) of no lesser quality and ship it to the original purchaser at Targus' expense. As part of this inspection, proof of purchase will be required. There is no charge for inspection. To make a warranty claim, please contact Targus Australia or New Zealand (see details below), or return the product to the place of purchase. The original purchaser must bear the cost of the delivery to Targus.

Under Australian and/or New Zealand Consumer Laws, in addition to any warranty Targus gives, our products come with guarantees that cannot be excluded. You are entitled to a replacement or refund for a major failure and compensation for any other reasonably foreseeable loss or damage. You are entitled to have the products repaired or replaced if they fail to be of acceptable quality and the failure does not amount to a major failure.

For any warranty question, contact Targus Australia Pty. Ltd. (i) by mail at Suite 2, Level 8, 5 Rider Boulevard, Rhodes NSW 2138, by phone AUS 1800 641 645 or NZ 0800 633 222 or by Email: infoaust@targus.com. For additional information, check out our website at targus.com/au/warranty.