



## Test Report

Date : 2017-03-22  
No. : DM17030046

Page 1 of 23

**Applicant** : Targus International LLC  
1211 North Miller Street, Anaheim, CA 92806 USA

**Supplier / Manufacturer** : Dongguan Boyye Industrial Co., Ltd.  
Bld B, #36 Shengye Road, North District of Tianmei Industrial Park,  
Huangjiang Town, Dongguan, P.R. China

**Description of Sample(s)** : Submitted sample(s) said to be  
Product: Wireless Keyboard  
Brand Name: Targus  
Model No.: AKB214  
FCC ID: OXM000081

**Date Samples Received** : 2017-03-16

**Date Tested** : 2017-03-20 to 2017-03-21

**Investigation Requested** : Perform ElectroMagnetic Interference measurement in accordance with FCC 47CFR [Codes of Federal Regulations] Part 15: 2015 and ANSI C63.10: 2013 for FCC Certification.

**Conclusions** : The submitted product COMPLIED with the requirements of Federal Communications Commission [FCC] Rules and Regulations Part 15. The tests were performed in accordance with the standards described above and on Section 2.2 in this Test Report.

**Remarks** : ---

  
LONG Yun Jian / Long  
Authorized Signatory  
ElectroMagnetic Compatibility Department  
For and on behalf of  
STC (Dongguan) Company Limited



### STC (Dongguan) Company Limited

68 Fumin Nan Road, Dalang, Dongguan, Guangdong, China. Zip Code: 523770

Tel : (86 769) 81119888 Fax : (86 769) 81116222 Email : dgstc@dgstc.org Website : www.dgstc.org

This report shall not be reproduced unless with prior written approval from STC (Dongguan) Company Limited.

For Conditions of issuance of this test report, please refer to "Conditions of Issuance of Test Reports" section or Website.



## Test Report

Date : 2017-03-22  
No. : DM17030046

Page 2 of 23

### CONTENT:

Cover	Page 1 of 23
Content	Page 2 of 23
<b><u>1.0</u></b>	<b><u>General Details</u></b>
1.1	Equipment Under Test [EUT] Page 3 of 23
1.2	Description of EUT operation Page 3 of 23
1.3	Date of Order Page 3 of 23
1.4	Submitted Sample(s) Page 3 of 23
1.5	Test Duration Page 3 of 23
1.6	Country of Origin Page 3 of 23
<b><u>2.0</u></b>	<b><u>Technical Details</u></b>
2.1	Investigations Requested Page 4 of 23
2.2	Test Standards and Results Summary Page 4 of 23
<b><u>3.0</u></b>	<b><u>Test Results</u></b>
3.1	Emission Page 5-19 of 23
<b><u>Appendix A</u></b>	
List of Measurement Equipment	Page 20 of 23
<b><u>Appendix B</u></b>	
Photograph(s) of Product	Page 21-23 of 23

### **STC (Dongguan) Company Limited**

68 Fumin Nan Road, Dalang, Dongguan, Guangdong, China. Zip Code: 523770

Tel : (86 769) 81119888 Fax : (86 769) 81116222 Email : dgstc@dgstc.org Website : www.dgstc.org

This report shall not be reproduced unless with prior written approval from STC (Dongguan) Company Limited.

For Conditions of issuance of this test report, please refer to "Conditions of Issuance of Test Reports" section or Website.



## Test Report

Date : 2017-03-22  
No. : DM17030046

Page 3 of 23

### **1.0 General Details**

#### **1.1 Equipment Under Test [EUT]**

##### **Description of Sample(s)**

Product: Wireless Keyboard  
Manufacturer: Dongguan Boyye Industrial Co., Ltd.  
Bld B, #36 Shengye Road, North District of Tianmei Industrial Park, Huangjiang Town, Dongguan, P.R. China  
Brand Name: Targus  
Model Number: AKB214  
Rating: 3.0Vd.c. (AA battery\*2)

#### **1.2 Description of EUT Operation**

The Equipment Under Test (EUT) is a Wireless Keyboard. It is a transceiver operating at 2408MHz~2474MHz and the RF signal was modulated by IC.

#### **1.3 Date of Order**

2017-03-16

#### **1.4 Submitted Sample(s):**

1 Sample

#### **1.5 Test Duration**

2017-03-20 to 2017-03-21

#### **1.6 Country of Origin**

China

### **STC (Dongguan) Company Limited**

68 Fumin Nan Road, Dalang, Dongguan, Guangdong, China. Zip Code: 523770

Tel : (86 769) 81119888 Fax : (86 769) 81116222 Email : dgstc@dgstc.org Website : www.dgstc.org

This report shall not be reproduced unless with prior written approval from STC (Dongguan) Company Limited.

For Conditions of issuance of this test report, please refer to "Conditions of Issuance of Test Reports" section or Website.



## Test Report

Date : 2017-03-22  
No. : DM17030046

Page 4 of 23

### 2.0 Technical Details

#### **2.1 Investigations Requested**

Perform Electromagnetic Interference measurements in accordance with FCC 47CFR [Codes of Federal Regulations] Part 15: 2015 Regulations and ANSI C63.10: 2013 for FCC Certification. The device was realized by test software.

#### **2.2 Test Standards and Results Summary Tables**

EMISSION Results Summary						
Test Condition	Test Requirement	Test Method	Class / Severity	Test Result		
				Pass	Failed	N/A
Field Strength of Fundamental & Harmonics Emissions	FCC 47CFR 15.249	ANSI C63.10: 2013	N/A	<input checked="" type="checkbox"/>	<input type="checkbox"/>	<input type="checkbox"/>
Radiated Emissions	FCC 47CFR 15.209	ANSI C63.10: 2013	N/A	<input checked="" type="checkbox"/>	<input type="checkbox"/>	<input type="checkbox"/>
Antenna requirement	FCC 47CFR 15.203	N/A	N/A	<input checked="" type="checkbox"/>	<input type="checkbox"/>	<input type="checkbox"/>

Note: N/A - Not Applicable

#### **STC (Dongguan) Company Limited**

68 Fumin Nan Road, Dalang, Dongguan, Guangdong, China. Zip Code: 523770

Tel : (86 769) 81119888 Fax : (86 769) 81116222 Email : dgstc@dgstc.org Website : www.dgstc.org

This report shall not be reproduced unless with prior written approval from STC (Dongguan) Company Limited.

For Conditions of issuance of this test report, please refer to "Conditions of Issuance of Test Reports" section or Website.



## Test Report

Date : 2017-03-22  
No. : DM17030046

Page 5 of 23

### **3.0 Test Results**

#### **3.1 Emission**

##### **3.1.1 Radiated Emissions**

Test Requirement:	FCC 47CFR 15.249 & FCC 47CFR 15.209
Test Method:	ANSI C63.10:2013
Test Date:	2017-03-20
Mode of Operation:	Tx mode

#### **Test Method:**

For emission measurements at or below 1 GHz, the sample was placed 0.8m above the ground plane of semi-anechoic Chamber\*. For emission measurements above 1 GHz, the sample was placed 1.5m above the ground plane of semi-anechoic Chamber\*. Measurements in both horizontal and vertical polarities were performed. During the test, each emission was maximized by: having the EUT continuously working, investigated all operating modes, rotated about all 3 axis (X, Y & Z) and considered typical configuration to obtain worst position, manipulating interconnecting cables, rotating turntable, varying antenna height from 1m to 4m in both horizontal and vertical polarizations. The emissions worst-case are shown in Test Results of the following pages.

\* Semi-anechoic chamber located on the STC (Dongguan) Company Ltd. 68 Fumin Nan Road, Dalang, Dongguan, Guangdong, PRC with a metal ground plane filed with the FCC pursuant to section 2.948 of the FCC rules, with Registration Number: 629686.

#### **STC (Dongguan) Company Limited**

68 Fumin Nan Road, Dalang, Dongguan, Guangdong, China. Zip Code: 523770

Tel : (86 769) 81119888 Fax : (86 769) 81116222 Email : dgstc@dgstc.org Website : www.dgstc.org

This report shall not be reproduced unless with prior written approval from STC (Dongguan) Company Limited.

For Conditions of issuance of this test report, please refer to "Conditions of Issuance of Test Reports" section or Website.

## Test Report

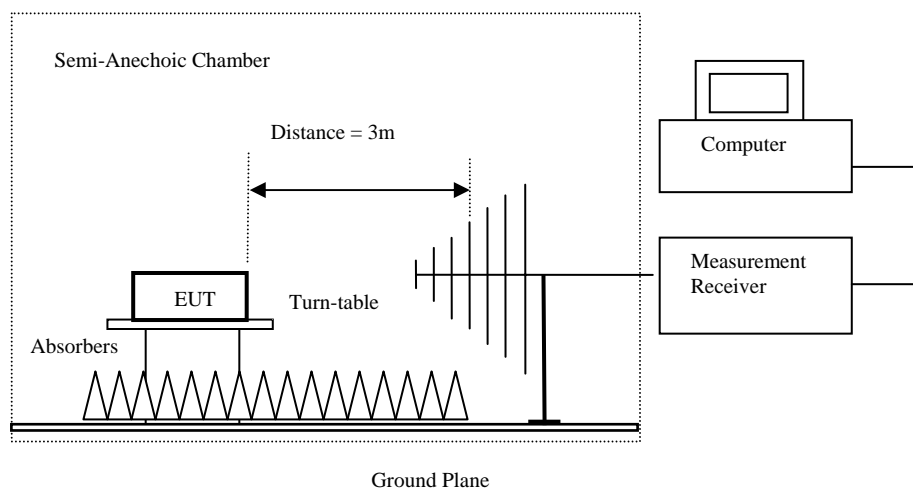
**Date : 2017-03-22**  
**No. : DM17030046**

**Page 6 of 23**

**Spectrum Analyzer Setting:**

9KHz – 30MHz (Pk & Av)	RBW: 10kHz VBW: 30kHz Sweep: Auto Span: Fully capture the emissions being measured Trace: Max. hold
30MHz – 1GHz (QP)	RBW: 120kHz VBW: 120kHz Sweep: Auto Span: Fully capture the emissions being measured Trace: Max. hold
Above 1GHz (Pk)	RBW: 1MHz VBW: 1MHz Sweep: Auto Span: Fully capture the emissions being measured Trace: Max. hold
Above 1GHz (Av)	RBW: 1MHz VBW: 10Hz Sweep: Auto Span: Fully capture the emissions being measured Trace: Max. hold

**Test Setup:**



- Absorbers placed on top of the ground plane are for measurements above 1000MHz only.
- Measurements between 30MHz to 1000MHz made with Bi-log antennas, above 1000MHz horn antennas are used, 9kHz to 30MHz loop antennas are used.

**STC (Dongguan) Company Limited**

68 Fumin Nan Road, Dalang, Dongguan, Guangdong, China. Zip Code: 523770

Tel : (86 769) 81119888 Fax : (86 769) 81116222 Email : dgstc@dgstc.org Website : www.dgstc.org

This report shall not be reproduced unless with prior written approval from STC (Dongguan) Company Limited.

For Conditions of issuance of this test report, please refer to "Conditions of Issuance of Test Reports" section or Website.



## Test Report

Date : 2017-03-22  
 No. : DM17030046

Page 7 of 23

**Limits for Field Strength of Fundamental & Harmonics Emissions [FCC 47CFR 15.249]:**

Frequency Range of Fundamental [MHz]	Field Strength of Fundamental Emission [microvolts/meter]	Field Strength of Harmonics Emission [microvolts/meter]
902-928	50,000 [Quasi-Peak]	500 [Average]
2400-2483.5	50,000 [Average]	500 [Average]

**Results of Tx mode (Lowest Frequency Channel-2408 MHz): Pass**

Field Strength of Fundamental Emissions Peak Value						
Frequency MHz	Measured Level @3m dB $\mu$ V/m	Correction Factor dB $\mu$ V/m	Field Strength dB $\mu$ V/m	Field Strength $\mu$ V/m	Limit @3m $\mu$ V/m	E-Field Polarity
2408.00	46.5	36.8	83.3	14,621.8	500,000	Vertical
2408.00	46.5	36.4	82.9	13,947.6	500,000	Horizontal

Field Strength of Fundamental Emissions Average Value						
Frequency MHz	Measured Level @3m dB $\mu$ V/m	Correction Factor dB $\mu$ V/m	Field Strength dB $\mu$ V/m	Field Strength $\mu$ V/m	Limit @3m $\mu$ V/m	E-Field Polarity
2408.00	39.5	36.8	76.3	6,531.3	50,000	Vertical
2408.00	39.3	36.4	75.7	6,095.4	50,000	Horizontal

Field Strength of Harmonics Emission Peak Value						
Frequency MHz	Measured Level @3m dB $\mu$ V/m	Correction Factor dB $\mu$ V/m	Field Strength dB $\mu$ V/m	Field Strength $\mu$ V/m	Limit @3m $\mu$ V/m	E-Field Polarity
2400.0	3.9	36.8	40.7	108.4	5,000	Vertical
4816.0	3.8	41.5	45.3	184.1	5,000	Vertical
4816.0	3.1	42.4	45.5	188.4	5,000	Horizontal
7224.0	3.4	45.1	48.5	266.1	5,000	Vertical
7224.0	1.9	46.2	48.1	254.1	5,000	Horizontal
9632.0	2.3	48.0	50.3	327.3	5,000	Vertical
9632.0	1.2	48.8	50.0	316.2	5,000	Horizontal

**STC (Dongguan) Company Limited**

68 Fumin Nan Road, Dalang, Dongguan, Guangdong, China. Zip Code: 523770

Tel : (86 769) 81119888 Fax : (86 769) 81116222 Email : dgstc@dgstc.org Website : www.dgstc.org

This report shall not be reproduced unless with prior written approval from STC (Dongguan) Company Limited.

For Conditions of issuance of this test report, please refer to "Conditions of Issuance of Test Reports" section or Website.



## Test Report

Date : 2017-03-22  
 No. : DM17030046

Page 8 of 23

<b>Field Strength of Harmonics Emission</b>						
<b>Average Value</b>						
Frequency MHz	Measured Level @3m dB $\mu$ V/m	Correction Factor dB $\mu$ V/m	Field Strength dB $\mu$ V/m	Field Strength $\mu$ V/m	Limit @3m $\mu$ V/m	E-Field Polarity
2400.0	-6.8	36.8	30.0	31.6	500	Vertical
4816.0	-8.4	41.5	33.1	45.2	500	Vertical
4816.0	-9.6	42.4	32.8	43.7	500	Horizontal
7224.0	-11.0	45.1	34.1	50.7	500	Vertical
7224.0	-10.0	46.2	36.2	64.6	500	Horizontal
9632.0	-9.6	48.0	38.4	83.2	500	Vertical
9632.0	-11.4	48.8	37.4	74.1	500	Horizontal

**Results of Tx mode (Middle Frequency Channel- 2440MHz): Pass**

<b>Field Strength of Fundamental Emissions</b>						
<b>Peak Value</b>						
Frequency MHz	Measured Level @3m dB $\mu$ V/m	Correction Factor dB $\mu$ V/m	Field Strength dB $\mu$ V/m	Field Strength $\mu$ V/m	Limit @3m $\mu$ V/m	E-Field Polarity
2440.00	46.8	36.8	83.6	15,048.7	500,000	Vertical
2440.00	45.9	36.4	82.3	13,046.7	500,000	Horizontal

<b>Field Strength of Fundamental Emissions</b>						
<b>Average Value</b>						
Frequency MHz	Measured Level @3m dB $\mu$ V/m	Correction Factor dB $\mu$ V/m	Field Strength dB $\mu$ V/m	Field Strength $\mu$ V/m	Limit @3m $\mu$ V/m	E-Field Polarity
2440.00	39.7	36.8	76.5	6,675.7	50,000	Vertical
2440.00	38.7	36.4	75.1	5,675.4	50,000	Horizontal

<b>Field Strength of Harmonics Emission</b>						
<b>Peak Value</b>						
Frequency MHz	Measured Level @3m dB $\mu$ V/m	Correction Factor dB $\mu$ V/m	Field Strength dB $\mu$ V/m	Field Strength $\mu$ V/m	Limit @3m $\mu$ V/m	E-Field Polarity
4880.0	3.5	41.6	45.1	179.9	5,000	Vertical
4880.0	2.7	42.5	45.2	182.0	5,000	Horizontal
7320.0	2.2	45.2	47.4	234.4	5,000	Vertical
7320.0	1.6	46.3	47.9	248.3	5,000	Horizontal
9760.0	2.4	48.1	50.5	335.0	5,000	Vertical
9760.0	0.7	48.9	49.6	302.0	5,000	Horizontal

**STC (Dongguan) Company Limited**

68 Fumin Nan Road, Dalang, Dongguan, Guangdong, China. Zip Code: 523770

Tel : (86 769) 81119888 Fax : (86 769) 81116222 Email : dgstc@dgstc.org Website : www.dgstc.org

This report shall not be reproduced unless with prior written approval from STC (Dongguan) Company Limited.

For Conditions of issuance of this test report, please refer to "Conditions of Issuance of Test Reports" section or Website.





## Test Report

Date : 2017-03-22  
No. : DM17030046

Page 9 of 23

<b>Field Strength of Harmonics Emission</b>						
<b>Average Value</b>						
Frequency MHz	Measured Level @3m dB $\mu$ V/m	Correction Factor dB $\mu$ V/m	Field Strength dB $\mu$ V/m	Field Strength $\mu$ V/m	Limit @3m $\mu$ V/m	E-Field Polarity
4880.0	-8.2	41.6	33.4	46.8	500	Vertical
4880.0	-10.0	42.5	32.5	42.2	500	Horizontal
7320.0	-10.7	45.2	34.5	53.1	500	Vertical
7320.0	-11.4	46.3	34.9	55.6	500	Horizontal
9760.0	-10.3	48.1	37.8	77.6	500	Vertical
9760.0	-12.1	48.9	36.8	69.2	500	Horizontal

**Results of Tx mode (Highest Frequency Channel – 2474MHz): Pass**

<b>Field Strength of Fundamental Emissions</b>						
<b>Peak Value</b>						
Frequency MHz	Measured Level @3m dB $\mu$ V/m	Correction Factor dB $\mu$ V/m	Field Strength dB $\mu$ V/m	Field Strength $\mu$ V/m	Limit @3m $\mu$ V/m	E-Field Polarity
2474.00	46.4	36.8	83.2	14,487.7	500,000	Vertical
2474.00	46.3	36.4	82.7	13,645.8	500,000	Horizontal

<b>Field Strength of Fundamental Emissions</b>						
<b>Average Value</b>						
Frequency MHz	Measured Level @3m dB $\mu$ V/m	Correction Factor dB $\mu$ V/m	Field Strength dB $\mu$ V/m	Field Strength $\mu$ V/m	Limit @3m $\mu$ V/m	E-Field Polarity
2474.00	39.3	36.8	76.1	6,382.6	50,000	Vertical
2474.00	38.8	36.4	75.2	5,754.4	50,000	Horizontal

<b>Field Strength of Harmonics Emission</b>						
<b>Peak Value</b>						
Frequency MHz	Measured Level @3m dB $\mu$ V/m	Correction Factor dB $\mu$ V/m	Field Strength dB $\mu$ V/m	Field Strength $\mu$ V/m	Limit @3m $\mu$ V/m	E-Field Polarity
2483.5	4	36.4	40.4	104.7	5,000	Horizontal
4948.0	4.0	41.4	45.4	186.2	5,000	Vertical
4948.0	2.0	42.7	44.7	171.8	5,000	Horizontal
7422.0	1.5	45.6	47.1	226.5	5,000	Vertical
7422.0	1.0	46.5	47.5	237.1	5,000	Horizontal
9896.0	1.0	48.6	49.6	302.0	5,000	Vertical
9896.0	0.5	49.7	50.2	323.6	5,000	Horizontal

**STC (Dongguan) Company Limited**

68 Fumin Nan Road, Dalang, Dongguan, Guangdong, China. Zip Code: 523770

Tel : (86 769) 81119888 Fax : (86 769) 81116222 Email : dgstc@dgstc.org Website : www.dgstc.org

This report shall not be reproduced unless with prior written approval from STC (Dongguan) Company Limited.

For Conditions of issuance of this test report, please refer to "Conditions of Issuance of Test Reports" section or Website.



## Test Report

Date : 2017-03-22  
No. : DM17030046

Page 10 of 23

Field Strength of Harmonics Emission						
Average Value						
Frequency MHz	Measured Level @3m dB $\mu$ V/m	Correction Factor dB $\mu$ V/m	Field Strength dB $\mu$ V/m	Field Strength $\mu$ V/m	Limit @3m $\mu$ V/m	E-Field Polarity
2483.5	-5.9	36.4	30.5	33.5	500	Horizontal
4948.0	-8.5	41.4	32.9	44.2	500	Vertical
4948.0	-10.0	42.7	32.7	43.2	500	Horizontal
7422.0	-10.9	45.6	34.7	54.3	500	Vertical
7422.0	-11.0	46.5	35.5	59.6	500	Horizontal
9896.0	-11.2	48.6	37.4	74.1	500	Vertical
9896.0	-12.8	49.7	36.9	70.0	500	Horizontal

**Remarks:**

No additional spurious emissions found between lowest internal used/generated frequency and 30 MHz

Calculated measurement uncertainty (9kHz - 30MHz): 3.3dB  
(30MHz - 1GHz): 4.6dB  
(1GHz - 26GHz): 4.4dB

Emissions in the vertical and horizontal polarizations have been investigated and the worst-case test results are recorded in this report.

**STC (Dongguan) Company Limited**

68 Fumin Nan Road, Dalang, Dongguan, Guangdong, China. Zip Code: 523770

Tel : (86 769) 81119888 Fax : (86 769) 81116222 Email : dgstc@dgstc.org Website : www.dgstc.org

This report shall not be reproduced unless with prior written approval from STC (Dongguan) Company Limited.

For Conditions of issuance of this test report, please refer to "Conditions of Issuance of Test Reports" section or Website.



## Test Report

Date : 2017-03-22  
 No. : DM17030046

Page 11 of 23

**Limits for Radiated Emissions [FCC 47 CFR 15.209 Class B]:**

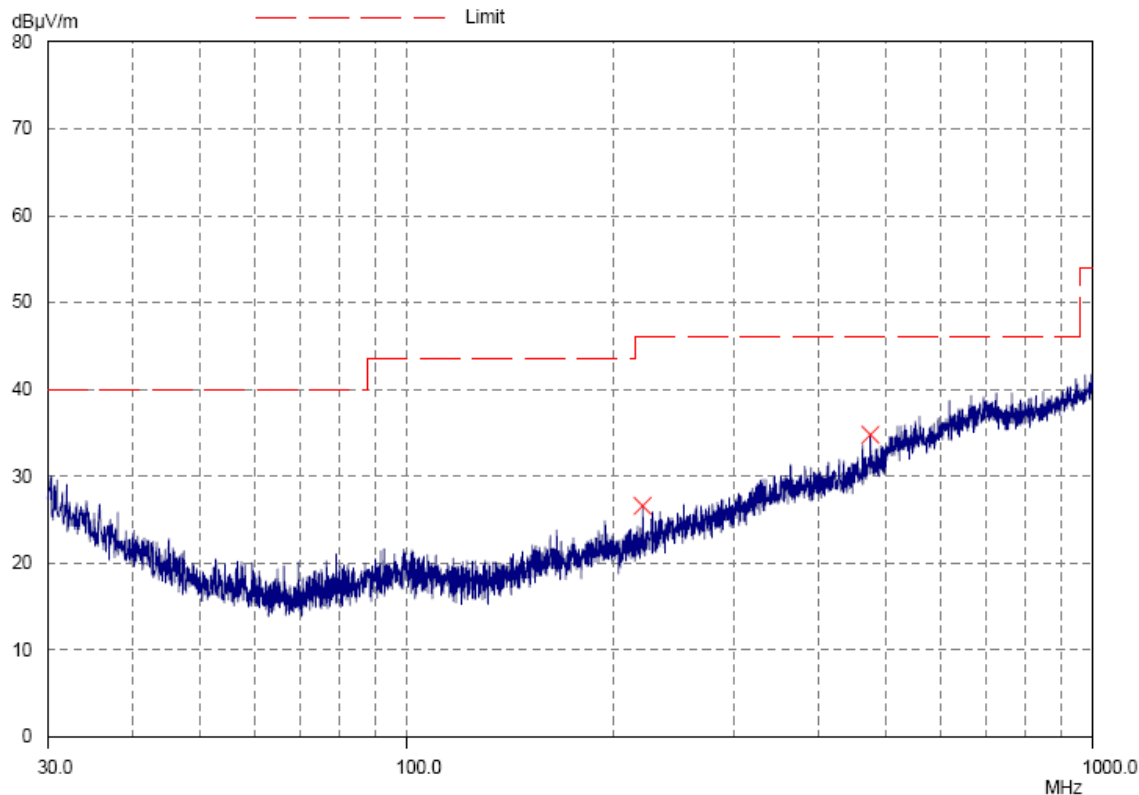
Frequency Range [MHz]	Quasi-Peak Limits [ $\mu$ V/m]
0.009-0.490	2400/F (kHz)
0.490-1.705	24000/F (kHz)
1.705-30	30
30-88	100
88-216	150
216-960	200
Above960	500

The emission limits shown in the above table are based on measurement employing a CISPR quasi-peak detector and above 1000MHz are based on measurements employing an average detector.

**Results of TX mode (9kHz – 30MHz): PASS**  
 Emissions detected are more than 20 dB below the FCC Limits

**Results of TX mode (30MHz – 1GHz)(2408MHz): PASS**

Horizontal



**STC (Dongguan) Company Limited**

68 Fumin Nan Road, Dalang, Dongguan, Guangdong, China. Zip Code: 523770

Tel : (86 769) 81119888 Fax : (86 769) 81116222 Email : dgstc@dgstc.org Website : www.dgstc.org

This report shall not be reproduced unless with prior written approval from STC (Dongguan) Company Limited.

For Conditions of issuance of this test report, please refer to "Conditions of Issuance of Test Reports" section or Website.



## Test Report

Date : 2017-03-22  
No. : DM17030046

Page 12 of 23

Results of TX mode (30MHz – 1GHz) (2408MHz): PASS

<b>Radiated Emissions</b>					
<b>Quasi-Peak</b>					
Emission Frequency MHz	E-Field Polarity	Level @3m dB $\mu$ V/m	Limit @3m dB $\mu$ V/m	Level @3m $\mu$ V/m	Limit @3m $\mu$ V/m
220.9	Horizontal	26.6	46.0	21.4	200
474.6	Horizontal	34.8	46.0	55.0	200

### **STC (Dongguan) Company Limited**

68 Fumin Nan Road, Dalang, Dongguan, Guangdong, China. Zip Code: 523770

Tel : (86 769) 81119888 Fax : (86 769) 81116222 Email : dgstc@dgstc.org Website : www.dgstc.org

This report shall not be reproduced unless with prior written approval from STC (Dongguan) Company Limited.

For Conditions of issuance of this test report, please refer to "Conditions of Issuance of Test Reports" section or Website.



## Test Report

Date : 2017-03-22  
 No. : DM17030046

Page 13 of 23

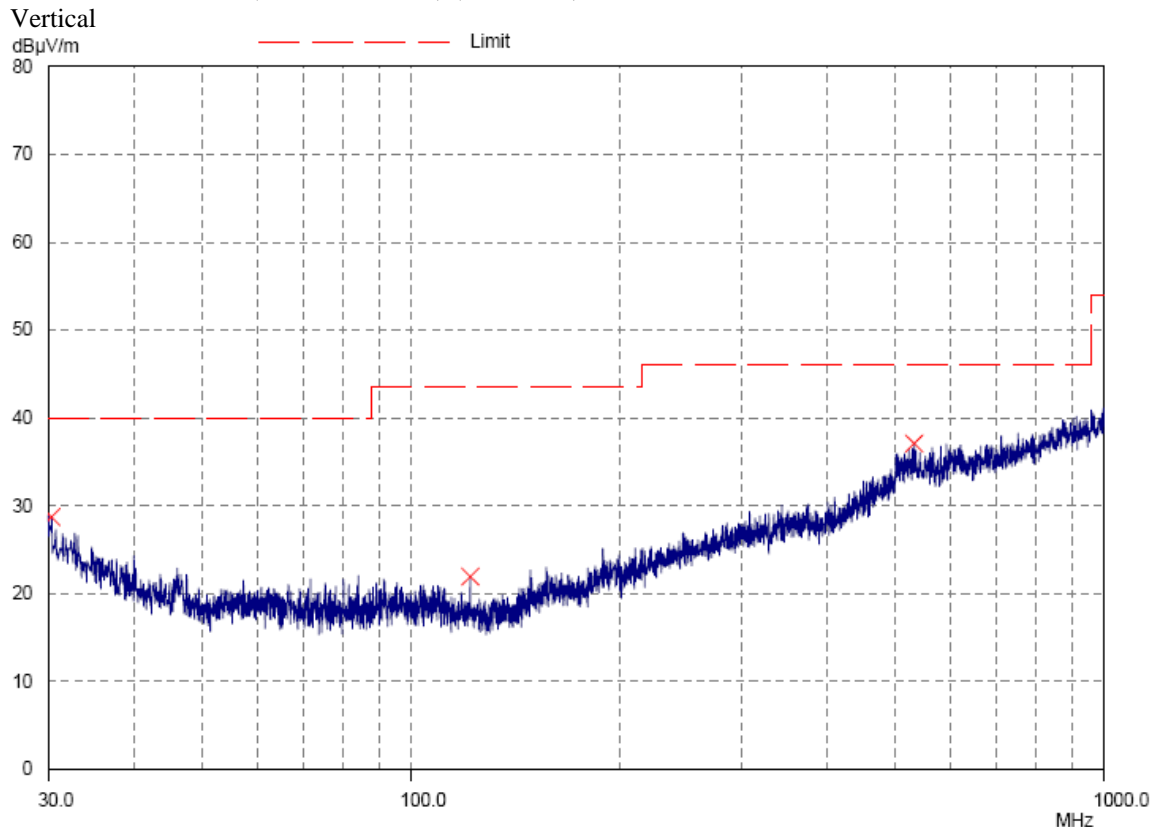
**Limits for Radiated Emissions [FCC 47 CFR 15.209 Class B]:**

Frequency Range [MHz]	Quasi-Peak Limits [ $\mu\text{V/m}$ ]
0.009-0.490	2400/F (kHz)
0.490-1.705	24000/F (kHz)
1.705-30	30
30-88	100
88-216	150
216-960	200
Above960	500

The emission limits shown in the above table are based on measurement employing a CISPR quasi-peak detector and above 1000MHz are based on measurements employing an average detector.

**Results of TX mode (9kHz – 30MHz): PASS**  
 Emissions detected are more than 20 dB below the FCC Limits

**Results of TX mode (30MHz – 1GHz) (2408MHz): PASS**



**STC (Dongguan) Company Limited**

68 Fumin Nan Road, Dalang, Dongguan, Guangdong, China. Zip Code: 523770

Tel : (86 769) 81119888 Fax : (86 769) 81116222 Email : dgstc@dgstc.org Website : www.dgstc.org

This report shall not be reproduced unless with prior written approval from STC (Dongguan) Company Limited.

For Conditions of issuance of this test report, please refer to "Conditions of Issuance of Test Reports" section or Website.



## Test Report

Date : 2017-03-22  
No. : DM17030046

Page 14 of 23

Results of TX mode (30MHz – 1GHz) (2408MHz): PASS

Radiated Emissions Quasi-Peak					
Emission Frequency MHz	E-Field Polarity	Level @3m dB $\mu$ V/m	Limit @3m dB $\mu$ V/m	Level @3m $\mu$ V/m	Limit @3m $\mu$ V/m
30.3	Vertical	28.7	40.0	27.2	100
121.9	Vertical	21.9	43.5	12.4	150
533.0	Vertical	37.1	46.0	71.6	200

Remarks:

Calculated measurement uncertainty (30MHz – 1GHz): 4.9dB

Emissions in the vertical and horizontal polarizations have been investigated and the worst-case test results are recorded in this report.

**STC (Dongguan) Company Limited**

68 Fumin Nan Road, Dalang, Dongguan, Guangdong, China. Zip Code: 523770

Tel : (86 769) 81119888 Fax : (86 769) 81116222 Email : dgstc@dgstc.org Website : www.dgstc.org

This report shall not be reproduced unless with prior written approval from STC (Dongguan) Company Limited.

For Conditions of issuance of this test report, please refer to "Conditions of Issuance of Test Reports" section or Website.



## Test Report

Date : 2017-03-22  
No. : DM17030046

Page 15 of 23

### 3.1.2 Antenna Requirement

Test Requirements: § 15.203

#### Test Specification:

An intentional radiator shall be designed to ensure that no antenna other than that furnished by the responsible party shall be used with the device. The use of a permanently attached antenna or of an antenna that uses a unique coupling to the intentional radiator shall be considered sufficient to comply with the provisions of this section. The manufacturer may design the unit so that a broken antenna can be replaced by the user, but the use of a standard antenna jack or electrical connector is prohibited.

#### Test Results:

This is PCB antenna. There is no external antenna, the antenna gain = -1.6dBi. User is unable to remove or changed the Antenna.

#### STC (Dongguan) Company Limited

68 Fumin Nan Road, Dalang, Dongguan, Guangdong, China. Zip Code: 523770

Tel : (86 769) 81119888 Fax : (86 769) 81116222 Email : dgstc@dgstc.org Website : www.dgstc.org

This report shall not be reproduced unless with prior written approval from STC (Dongguan) Company Limited.

For Conditions of issuance of this test report, please refer to "Conditions of Issuance of Test Reports" section or Website.



## Test Report

Date : 2017-03-22  
No. : DM17030046

Page 16 of 23

### 3.1.3 20dB Bandwidth of Fundamental Emission

Test Requirement:	FCC 47 CFR 15.249
Test Method:	ANSI C63.10:2013
Test Date:	2017-03-21
Mode of Operation:	Tx mode

#### Test Method:

The bandwidth is measured at an amplitude level reduced from the reference level by a specified ratio. The reference level is the level of the highest amplitude signal observed from the transmitter at the fundamental frequency. Once the reference level is established, the equipment is conditioned with typical modulating signal to produce the worst-case (i.e. the widest) bandwidth.

#### Test Setup:

As Test Setup of clause 3.1.1 in this test report.

#### STC (Dongguan) Company Limited

68 Fumin Nan Road, Dalang, Dongguan, Guangdong, China. Zip Code: 523770

Tel : (86 769) 81119888 Fax : (86 769) 81116222 Email : dgstc@dgstc.org Website : www.dgstc.org

This report shall not be reproduced unless with prior written approval from STC (Dongguan) Company Limited.

For Conditions of issuance of this test report, please refer to "Conditions of Issuance of Test Reports" section or Website.





## Test Report

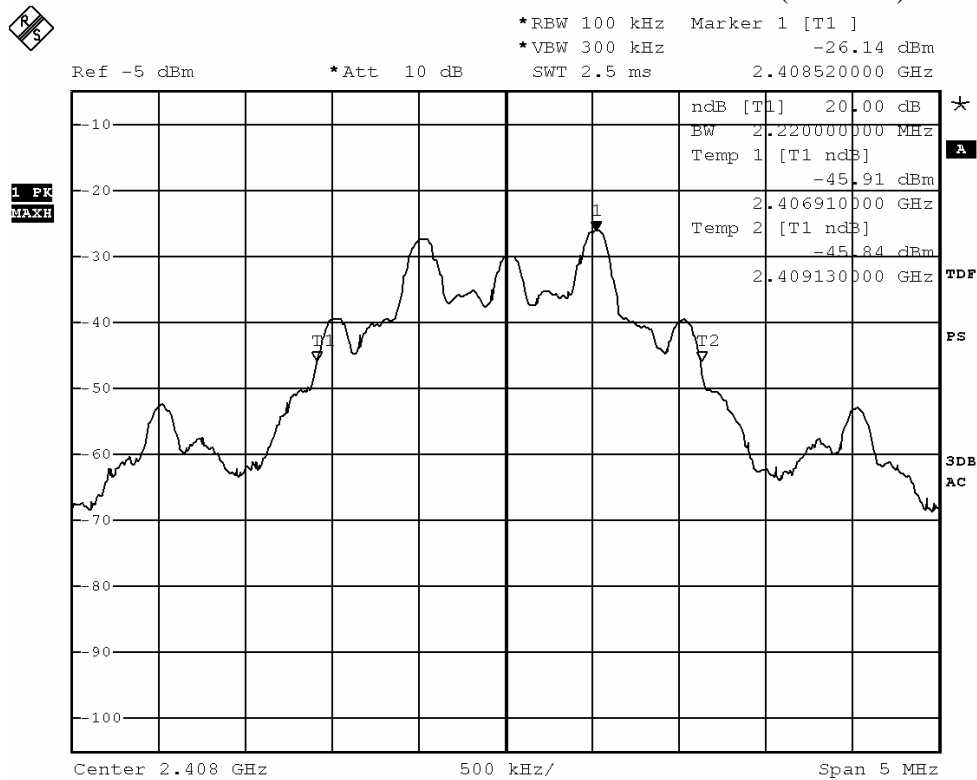
Date : 2017-03-22  
 No. : DM17030046

Page 17 of 23

**Limits for 20dB Bandwidth of Fundamental Emission (Low Frequency Channel):**

Frequency Range [MHz]	20dB Bandwidth [MHz]
2408.0	2.22

**20dB Bandwidth of Fundamental Emission (2408MHz)**



**STC (Dongguan) Company Limited**

68 Fumin Nan Road, Dalang, Dongguan, Guangdong, China. Zip Code: 523770

Tel : (86 769) 81119888    Fax : (86 769) 81116222    Email : dgstc@dgstc.org    Website : www.dgstc.org

This report shall not be reproduced unless with prior written approval from STC (Dongguan) Company Limited.

For Conditions of issuance of this test report, please refer to "Conditions of Issuance of Test Reports" section or Website.



## Test Report

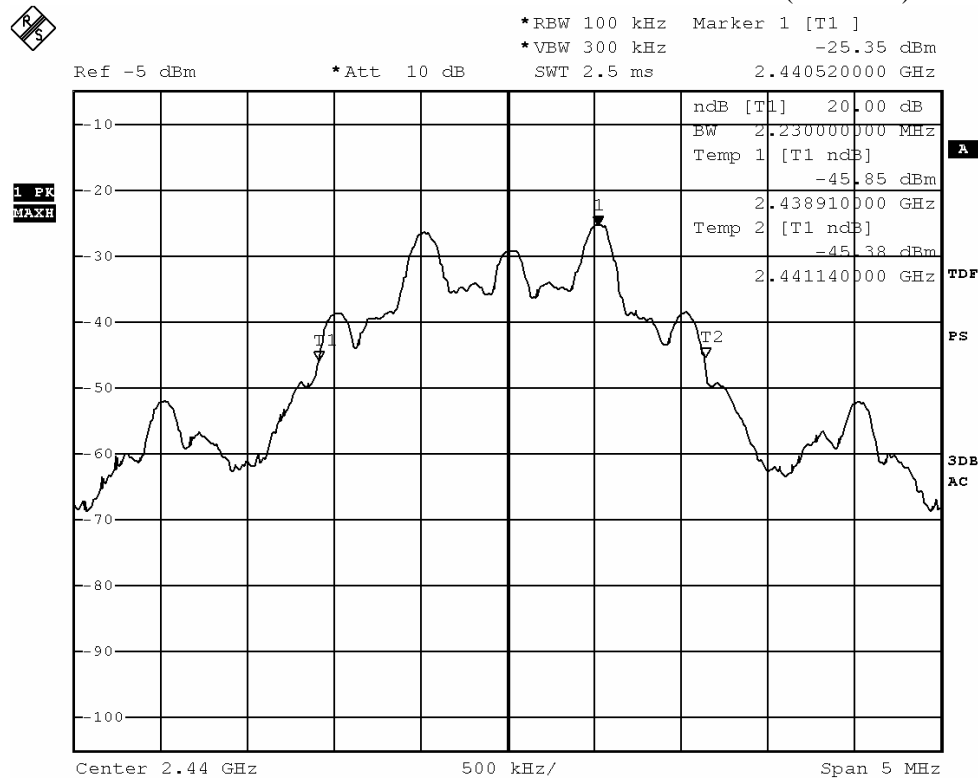
Date : 2017-03-22  
 No. : DM17030046

Page 18 of 23

**Limits for 20dB Bandwidth of Fundamental Emission (Middle Frequency Channel):**

Frequency Range [MHz]	20dB Bandwidth [MHz]
2440.0	2.23

**20dB Bandwidth of Fundamental Emission (2440MHz)**



**STC (Dongguan) Company Limited**

68 Fumin Nan Road, Dalang, Dongguan, Guangdong, China. Zip Code: 523770

Tel : (86 769) 81119888    Fax : (86 769) 81116222    Email : dgstc@dgstc.org    Website : www.dgstc.org

This report shall not be reproduced unless with prior written approval from STC (Dongguan) Company Limited.

For Conditions of issuance of this test report, please refer to "Conditions of Issuance of Test Reports" section or Website.



## Test Report

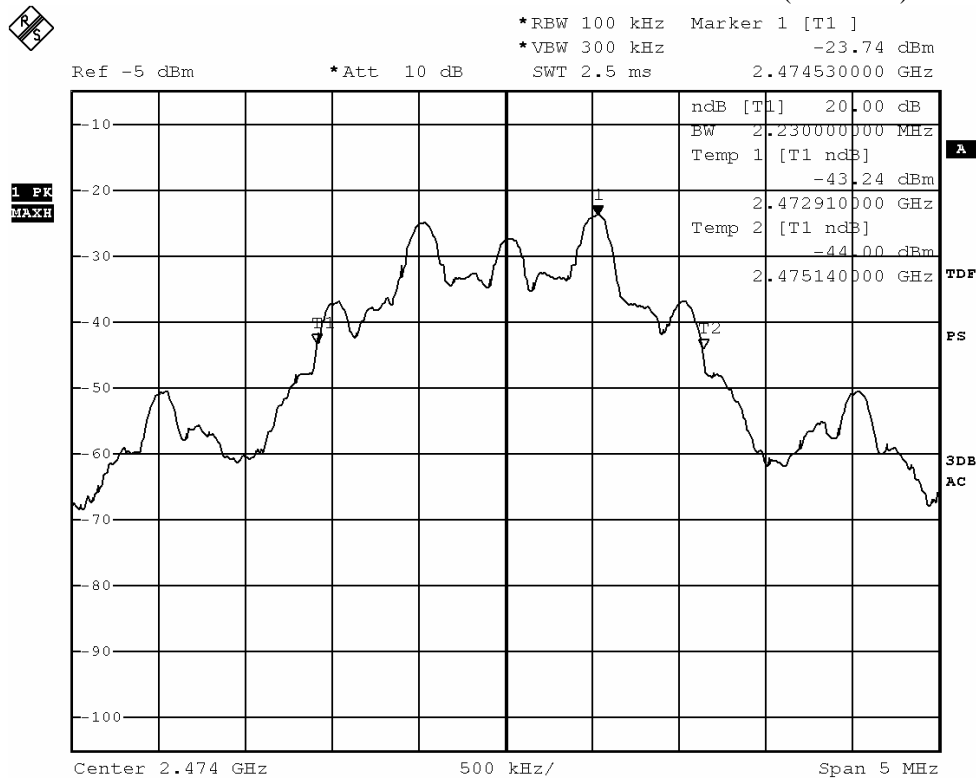
Date : 2017-03-22  
 No. : DM17030046

Page 19 of 23

**Limits for 20dB Bandwidth of Fundamental Emission (High Frequency Channel):**

Frequency Range [MHz]	20dB Bandwidth [MHz]
2474.0	2.23

20dB Bandwidth of Fundamental Emission (2474MHz)



**STC (Dongguan) Company Limited**

68 Fumin Nan Road, Dalang, Dongguan, Guangdong, China. Zip Code: 523770

Tel : (86 769) 81119888 Fax : (86 769) 81116222 Email : dgstc@dgstc.org Website : www.dgstc.org

This report shall not be reproduced unless with prior written approval from STC (Dongguan) Company Limited.

For Conditions of issuance of this test report, please refer to "Conditions of Issuance of Test Reports" section or Website.



## Test Report

Date : 2017-03-22  
No. : DM17030046

Page 20 of 23

### Appendix A

#### List of Measurement Equipment

EQP NO.	DESCRIPTION	MANUFACTURER	MODEL NO.	SERIAL NO.	LAST CAL	DUE CAL
EMD004	LISN	ROHDE & SCHWARZ	ESH3-Z5	100102	2016.3.29	2017.3.29
EMD022	EMI Test Receiver	ROHDE & SCHWARZ	ESCS30	100314	2016.3.29	2017.3.29
EMD035	EMI Test Receiver	ROHDE & SCHWARZ	ESCI	100441	2016.3.29	2017.3.29
EMD036	EMI Test Receiver	ROHDE & SCHWARZ	ESIB 26	100388	2016.3.29	2017.3.29
EMD041	TWO-LINE V-NETWORK	ROHDE & SCHWARZ	ENV216	100261	2016.3.29	2017.3.29
EMD061	Biconilog Antenna	ETS.LINDGREN	3142C	00060439	2016.12.30	2018.12.30
EMD062	Double-Ridged Waveguide (1GHz – 18GHz)	ETS.LINDGREN	3117	00075933	2014.11.15	2017.11.15
EMD084	MULTI-DVICE CONTROLLER	ETS.LINDGREN	2090	00060107	N/A	N/A
EMD088	Video Contol Unit	ETS.LINDGREN	Y21953A	2601073	N/A	N/A
EMD093	Monitor	ViewSonic	VA9036	Q8X064201876	N/A	N/A
EMD102	Intelligent Frequency	Ainuo Instrument Co., Ltd	AN97005SS	79707454	N/A	N/A
EMD103	Intelligent Frequency	Ainuo Instrument Co., Ltd	AN97005SS	79707455	N/A	N/A
EMD105	FACT-3 EMC Chamber	ETS.LINDGREN	FACT-3	3803	N/A	N/A
EMD106	Shielding Room #1	ETS.LINDGREN	RFD-100	3802	N/A	N/A
EMD111	Power meter	ROHDE & SCHWARZ	NRVD	102051	2016.3.29	2017.3.29
	100V Insertion Unit	ROHDE & SCHWARZ	URV5-Z4	100464	2016.3.29	2017.3.29
EMD113	Pre-Amplifier	ROHDE & SCHWARZ	N/A	1129588	2016.3.29	2017.3.29
EMD124	Loop Antenna	ETS-Lindgren	6502	00104905	2016.05.23	2017.05.23
EMD131	Standard Gain Horn Antenna (18GHz – 26.5GHz)	Chengdu AINFO Inc.	JXTXLB-42-15-C-KF	J2021100721001	2015.04.09	2017.04.09
RE01	RF cable	N/A	N/A	N/A	2016-9-28	2018-9-27
RE02	RF cable	N/A	N/A	N/A	2016-9-28	2018-9-27

Remarks:-

N/A Not Applicable or Not Available

#### STC (Dongguan) Company Limited

68 Fumin Nan Road, Dalang, Dongguan, Guangdong, China. Zip Code: 523770

Tel : (86 769) 81119888 Fax : (86 769) 81116222 Email : dgstc@dgstc.org Website : www.dgstc.org

This report shall not be reproduced unless with prior written approval from STC (Dongguan) Company Limited.

For Conditions of issuance of this test report, please refer to "Conditions of Issuance of Test Reports" section or Website.

## Test Report

Date : 2017-03-22  
No. : DM17030046

Page 21 of 23

### Appendix B

#### Photographs of EUT

**Front View of the product**



**Rear View of the product**




**Inside View of the product**




**Inside View of the product**



**Inner Circuit Top View**



**Inner Circuit Bottom View**



### STC (Dongguan) Company Limited

68 Fumin Nan Road, Dalang, Dongguan, Guangdong, China. Zip Code: 523770

Tel : (86 769) 81119888 Fax : (86 769) 81116222 Email : dgstc@dgstc.org Website : www.dgstc.org

This report shall not be reproduced unless with prior written approval from STC (Dongguan) Company Limited.

For Conditions of issuance of this test report, please refer to "Conditions of Issuance of Test Reports" section or Website.

## Test Report

Date : 2017-03-22  
No. : DM17030046

Page 22 of 23

### Photographs of EUT

**Measurement of Radiated Emission Test Set Up**



**Measurement of Radiated Emission Test Set Up**



### **STC (Dongguan) Company Limited**

68 Fumin Nan Road, Dalang, Dongguan, Guangdong, China. Zip Code: 523770

Tel : (86 769) 81119888 Fax : (86 769) 81116222 Email : dgstc@dgstc.org Website : www.dgstc.org

This report shall not be reproduced unless with prior written approval from STC (Dongguan) Company Limited.

For Conditions of issuance of this test report, please refer to "Conditions of Issuance of Test Reports" section or Website.

## Test Report

Date : 2017-03-22  
No. : DM17030046

Page 23 of 23

### Photographs of EUT

Measurement of Radiated Emission Test Set Up



\*\*\*\*\* End of Test Report \*\*\*\*\*

### STC (Dongguan) Company Limited

68 Fumin Nan Road, Dalang, Dongguan, Guangdong, China. Zip Code: 523770

Tel : (86 769) 81119888 Fax : (86 769) 81116222 Email : dgstc@dgstc.org Website : www.dgstc.org

This report shall not be reproduced unless with prior written approval from STC (Dongguan) Company Limited.

For Conditions of issuance of this test report, please refer to "Conditions of Issuance of Test Reports" section or Website.

## Conditions of Issuance of Test Reports

1. All samples and goods are accepted by The STC (Dongguan) Company Limited (the “Company”) solely for testing and reporting in accordance with the following terms and conditions. The Company provides its services on the basis that such terms and conditions constitute express agreement between the Company and any person, firm or company requesting its services (the “Clients”).
2. Any report issued by the Company as a result of this application for testing service (the “Report”) shall be issued in confidence to the Clients and the Report will be strictly treated as such by the Company. It may not be reproduced either in its entirety or in part and it may not be used for advertising or other unauthorized purposes without the written consent of the Company. The Clients to whom the Report is issued may, however, show or send it, or a certified copy thereof prepared by the Company to his customer, supplier or other persons directly concerned. The Company will not, without the consent of the Clients, enter into any discussion or correspondence with any third party concerning the contents of the Report, unless required by the relevant governmental authorities, laws or court orders.
3. The Company shall not be called or be liable to be called to give evidence or testimony on the Report in a court of law without its prior written consent, unless required by the relevant governmental authorities, laws or court orders.
4. The Report refers only to the sample tested and does not apply to the bulk, unless the sampling has been carried out by the Company and is stated as such in the Report.
5. In the event of the improper use the report as determined by the Company, the Company reserves the right to withdraw it, and to adopt any other additional remedies which may be appropriate.
6. Sample submitted for testing are accepted on the understanding that the Report issued cannot form the basis of, or be the instrument for, any legal action against the Company.
7. The Company will not be liable for or accept responsibility for any loss or damage howsoever arising from the use of information contained in any of its Reports or in any communication whatsoever about its said tests or investigations.
8. Clients wishing to use the Report in court proceedings or arbitration shall inform the Company to that effect prior to submitting the sample for testing.
9. Subject to the variable length of retention time for test data and report stored hereinto as to otherwise specifically required by individual accreditation authorities, the Company will only keep the supporting test data and information of this test report for a period of three years. The data and information will be disposed of after the aforementioned retention period has elapsed. Under no circumstances shall we provide any data and information which has been disposed of after the retention period. Under no circumstances shall we be liable for damages of any kind, including (but not limited to) compensatory damages, lost profits, lost data, or any form of special, incidental, indirect, consequential or punitive damages of any kind, whether based on breach of contract of warranty, tort (including negligence), product liability or otherwise, even if we are informed in advance of the possibility of such damages.
10. Issuance records of the Report are available on the internet at [dgstc@dgstc.org](mailto:dgstc@dgstc.org). Further enquiry of validity or verification of the Reports should be addressed to the Company.