



I-210+ and I-210+c NIC Labeling Integrator's Guide

1 Introduction

The Silver Spring Networks I-210+ Network Interface Card (NIC) is a FCC Part 15.247 compliant device that enables communication between Silver Spring Networks AMI network and the I-210+ and I-210+c family of meters. The NIC transmits in the 902 to 928 MHz, ISM band and transfers data from utility meter to Silver Spring Networks Relays and Gateways.

2 NIC Labeling

The SSN I-210+ NIC has two labels relevant to meter assembly - the FCC & Part Number label and the SSN NIC Address label. Both labels are located on the top side of the NIC PCA. The barcode format is Code 3 of 9.

Figure 1 is an example of the FCC ID label that can be found in the location indicated in Figure 3. The size of the label is 1.5" x 1.0" inches. The barcode format is Code 3 of 9.

Figure 1 - FCC & Part Number Label for NIC PCA

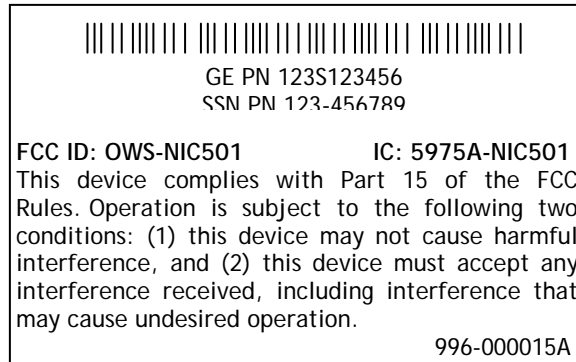


Figure 2 is an example of the NIC address label that can be found in the location indicated in Figure 3. The barcode format is Code 3 of 9.

Figure 2 - NIC Address Label for NIC PCA



Figure 3 - Label Locations on Top Side of I-210+ NIC PCA





Figure 4 - Bottom Side of I-210+ NIC PCA




3 FCC and Government Guidelines

Silver Spring Networks NIC
FCC ID: OWS-NIC501 IC: 5975A-NIC501

The I-210+ NIC is REQUIRED to be professionally installed within the host meter by a properly trained technician. Improper installation could void the user's authority to operate the equipment.

Figure 5 - Sample Label for NIC PCBA



NOTE: For FCC compliance, the following text **MUST** be included in I-210+ and I-210+c meter manuals and user's guides.

The host meter should be installed so that people will not come within 20 cm (8 in.) of the antenna.

The antenna of this transmitter must not be co-located or operating in conjunction with any other antenna or transmitter.

This equipment has been tested and found to comply with Part 15 of the FCC Rules. This equipment generates, uses and can radiate radio frequency energy, and if not installed and used in accordance with the instructions, may cause harmful interference to radio communications. However, there is no guarantee that interference will not occur in a particular installation. If this equipment does cause harmful interference to radio or television reception, which can be determined by turning the equipment off and on, the user is encouraged to try to correct the interference by one or more of the following measures:

- Reorient or relocate the receiving antenna.
- Increase the separation between the equipment and receiver.
- Connect the equipment into an outlet on a circuit different from that to which the receiver is disconnected.
- Consult the dealer or an experienced Radio/TV technician for help.

CAUTION: Changes or modifications not expressly approved by Silver Spring Networks could void the user's authority to operate the equipment.

3.1 FCC Guidelines for Devices Containing a Transmitter Module

The following is an extract from FCC PART 15 UNLICENSED MODULAR TRANSMITTER APPROVAL, DA 00-1407, Released: June 26, 2000, Section 6 describing labeling requirements for devices containing a modular transmitter.

Section 6. The modular transmitter must be labeled with its own FCC ID number, and, if the FCC ID is not visible when the module is installed inside another device, then the outside of the device into which the module is installed must also display a label referring to the enclosed module. This exterior label can use wording such as the following: "Contains Transmitter Module FCC ID: XYZMODEL1" or "Contains FCC ID: XYZMODEL1." Any similar

I-210+ and I-210+c NIC Labeling Integrator's Guide

wording that expresses the same meaning may be used. The Grantee may either provide such a label, an example of which must be included in the application for equipment authorization, or, must provide adequate instructions along with the module which explain this requirement.

In the latter case, a copy of these instructions must be included in the application for equipment authorization."

Figure 6 - Sample Label for Host Meter Containing NIC



3.2 Safety Information

WARNING!: Severe shock and explosion hazard! Touching energized parts can result in massive equipment damage, and severe injury or death. Short-circuiting energized parts will result in blinding flash and explosion. Opening and closing electrical circuits can also produce dangerous and explosive arc flashes. Involuntary muscular reactions associated with electrical shock may result in other injuries. Observe the following safety guidelines.

Careful planning of every job is essential. Nothing should be taken for granted. Do not take chances!

- Read and follow all approved policies and procedures provided by your employer associated with the procedures in this manual.
- The procedures in this manual must only be performed by qualified workers in accordance with local utility safety practices, utility requirements, and applicable OSHA and NFPA standards.
- The information contained in this document is intended to aid qualified personnel, and is not a replacement for the proper training required to make a person qualified.
- Silver Spring Networks assumes no liability for the customer's failure to follow these safety guidelines.