



FCC EUT Internal Photographs
for
47CFR15, Subpart B for Unintentional Radiators, per Section 101
Equipment authorization of unintentional radiators,
and
47CFR15, Subpart C for Intentional Radiators, per Section 247
Operation within the bands 902 to 928 MHz

on
Telco Gateway
[FCC ID: OWS - 919]

model
Telco Gateway with Bandpass Filter

report number
20050602-03-F15

manufacturer
Silver Spring Networks, Inc.
13000 West Silver Spring Drive
Butler, WI 53007

judgement
Complies as tested

tests and report by
ITC Engineering Services, Inc. (ITC)
9959 Calaveras Road, P.O. Box 543
Sunol, California 94586
Tel.: (925) 862-2944
Fax: (925) 862-9013
E-Mail: docs@itcemc.com
Web Site: www.itcemc.com



Lab Code: 200172-0

EN45001 Accredited Compliance Laboratory (RES-GmbH)
Registration number: TTI-P-G 159/98-00 (RES-GmbH)

Table of Contents

PART 1 General..... 3
 General Information..... 3
PART 2 EUT Internal Photographs..... 4

List of Figures

Figure 1: EUT Internal View1 4
 Figure 2: EUT Internal View2 4
 Figure 3: EUT Component View 5
 Figure 4: EUT Solder View 5
 Figure 5: Component View with Shield off (View 1) 6
 Figure 6: Component View with Shield off (View 2) 6
 Figure 7: Component View with Shield off (View 3) 7
 Figure 8: Component View with Shield off (View 4) 7
 Figure 9: EUT Component View 8
 Figure 10: EUT Solder View 8

PART 1 General

GENERAL INFORMATION

| | | |
|---------------------------------------|--|---|
| Product Type | Telco Gateway | |
| Model | Telco Gateway with Bandpass filter | |
| Manufacturer's Name | Silver Spring Networks Inc. | |
| Manufacturer's Address | 13000 West Silver Springs Drive Butler, WI 53007 United States | |
| Contact | Tel: +1 (262) 364-5317 Juan Luglio, PhD | Fax: +1 (262) 783-0200 email : juan.luglio@silverspringnetworks.com |
| Test Laboratory | ITC Engineering Services, Inc. 9959 Calaveras Road, PO Box 543 Sunol, CA 94586-0543 Email: docs@itcemc.com Web Site: http://www.itcemc.com | Tel: +1(925) 862-2944 Fax: +1(925) 862-9013 |
| Test Number and Report Numbers | 20050602-03 | 20050602-03 |
| Test Date(s) & Issue Date | June 09 –June 22,2005 | June 22, 2005 |
| Test Engineer(s) | Femi Ojo and Robert Kershaw | |
| Chief Engineer | Michael Gbadebo, P.E | |
| Documentation | George Brown. | |
| Test Results | <input checked="" type="checkbox"/> Complies as Tested | <input type="checkbox"/> Fail |

PART 2 EUT Internal Photographs




Figure 1: EUT Internal View1




Figure 2: EUT Internal View2



Figure 3: EUT Component View



Figure 4: EUT Solder View




Figure 5: Component View with Shield off (View 1)




Figure 6: Component View with Shield off (View 2)




Figure 7: Component View with Shield off (View 3)



Figure 8: Component View with Shield off (View 4)




Figure 9: EUT Component View




Figure 10: EUT Solder View