

Test setup photos

Project file: C20172948
Date: 2018-12-17
Pages: 5

Product: Radio communication PCB board

Type reference: TWR-POS-CLRC663



Figure 1: Conducted emission test



Figure 2: Radiated emission test from 9 kHz to 30 MHz

Figure 3: Radiated emission test from 9 kHz to 30 MHz




Figure 4: Radiated emission test from 30 MHz to 200 MHz




Figure 5: Radiated emission test from 30 MHz to 200 MHz



Figure 6: Radiated emission test from 200 MHz to 1 GHz




Figure 7: Radiated emission tests - OATS




Figure 8: Radiated emission tests - OATS