

Plot 1#:**DUT: V73; Type: Wireless POS Terminal**

Communication System: UID 0, Generic GPRS-4 slots (0); Frequency: 836.6 MHz; Duty Cycle: 1:2

Medium parameters used (interpolated): $f = 836.6$ MHz; $\sigma = 0.923$ S/m; $\epsilon_r = 41.989$; $\rho = 1000$ kg/m³

Phantom section: Flat Section

DASY5 Configuration:

- Probe: EX3DV4 - SN3619; ConvF(8.5, 8.5, 8.5) ; Calibrated: 2021/08/25
- Sensor-Surface: 4mm (Mechanical Surface Detection)
- Electronics: DAE4 Sn1562; Calibrated: 2021/12/13
- Phantom: Twin SAM; Type: QD000P40CD; Serial: 1744
- Measurement SW: DASY52, Version 52.10 (4); SEMCAD X Version 14.6.14 (7501)

Body Front/GSM 850 Mid/Area Scan (71x91x1): Interpolated grid: dx=1.500 mm, dy=1.500 mm

Maximum value of SAR (interpolated) = 0.248 W/kg

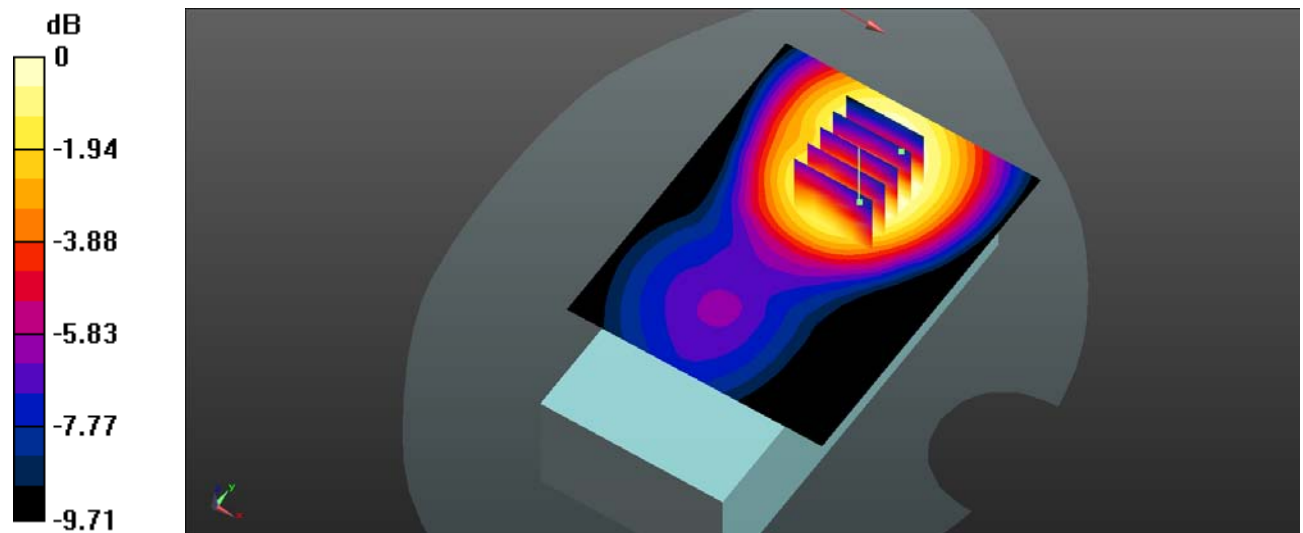
Body Front/GSM 850 Mid/Zoom Scan (5x5x7)/Cube 0: Measurement grid: dx=8mm, dy=8mm, dz=5mm

Reference Value = 11.07 V/m; Power Drift = 0.08 dB

Peak SAR (extrapolated) = 0.547 W/kg

SAR(1 g) = 0.142 W/kg; SAR(10 g) = 0.105 W/kg

Maximum value of SAR (measured) = 0.247 W/kg



0 dB = 0.247 W/kg = -6.07 dBW/kg

Plot 2#:**DUT: V73; Type: Wireless POS Terminal**

Communication System: UID 0, Generic GPRS-4 slots (0); Frequency: 836.6 MHz; Duty Cycle: 1:2

Medium parameters used (interpolated): $f = 836.6$ MHz; $\sigma = 0.923$ S/m; $\epsilon_r = 41.989$; $\rho = 1000$ kg/m³

Phantom section: Flat Section

DASY5 Configuration:

- Probe: EX3DV4 - SN3619; ConvF(8.5, 8.5, 8.5) ; Calibrated: 2021/08/25
- Sensor-Surface: 4mm (Mechanical Surface Detection)
- Electronics: DAE4 Sn1562; Calibrated: 2021/12/13
- Phantom: Twin SAM; Type: QD000P40CD; Serial: 1744
- Measurement SW: DASY52, Version 52.10 (4); SEMCAD X Version 14.6.14 (7501)

Body Back/GSM 850 Mid/Area Scan (71x91x1): Interpolated grid: dx=1.500 mm, dy=1.500 mm

Maximum value of SAR (interpolated) = 0.648 W/kg

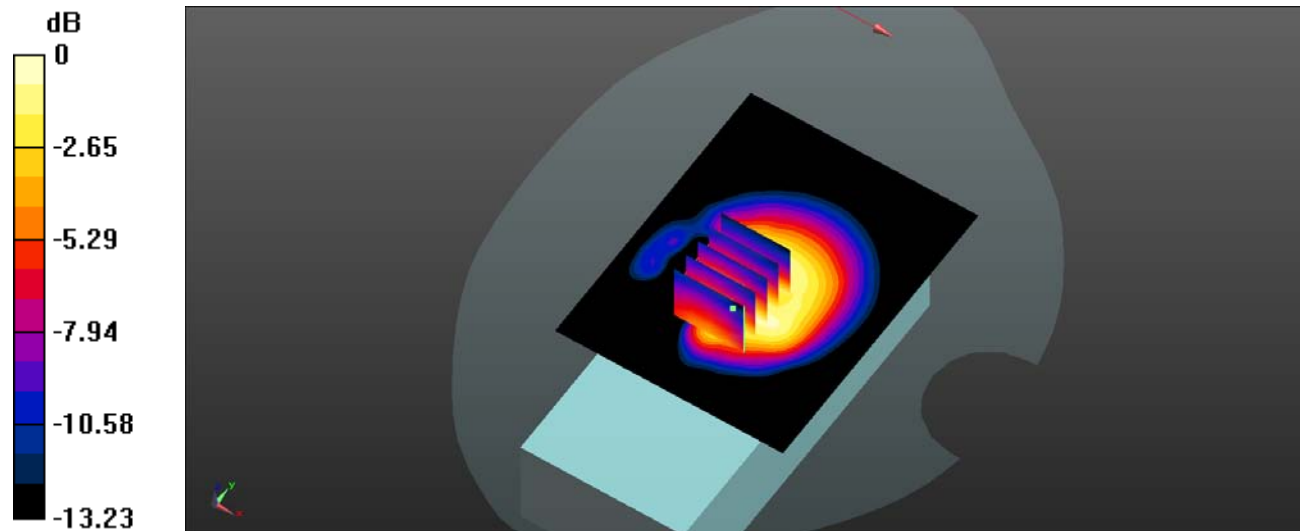
Body Back/GSM 850 Mid/Zoom Scan (5x5x7)/Cube 0: Measurement grid: dx=8mm, dy=8mm, dz=5mm

Reference Value = 21.07 V/m; Power Drift = 0.06 dB

Peak SAR (extrapolated) = 0.947 W/kg

SAR(1 g) = 0.525 W/kg; SAR(10 g) = 0.342 W/kg

Maximum value of SAR (measured) = 0.647 W/kg



0 dB = 0.647 W/kg = -1.89 dBW/kg

Plot 3#:**DUT: V73; Type: Wireless POS Terminal**

Communication System: UID 0, Generic GPRS-4 slots (0); Frequency: 836.6 MHz; Duty Cycle: 1:2

Medium parameters used (interpolated): $f = 836.6$ MHz; $\sigma = 0.923$ S/m; $\epsilon_r = 41.989$; $\rho = 1000$ kg/m³

Phantom section: Flat Section

DASY5 Configuration:

- Probe: EX3DV4 - SN3619; ConvF(8.5, 8.5, 8.5) ; Calibrated: 2021/08/25
- Sensor-Surface: 4mm (Mechanical Surface Detection)
- Electronics: DAE4 Sn1562; Calibrated: 2021/12/13
- Phantom: Twin SAM; Type: QD000P40CD; Serial: 1744
- Measurement SW: DASY52, Version 52.10 (4); SEMCAD X Version 14.6.14 (7501)

Body Left/GSM 850 Mid/Area Scan (71x91x1): Interpolated grid: dx=1.500 mm, dy=1.500 mm

Maximum value of SAR (interpolated) = 0.159 W/kg

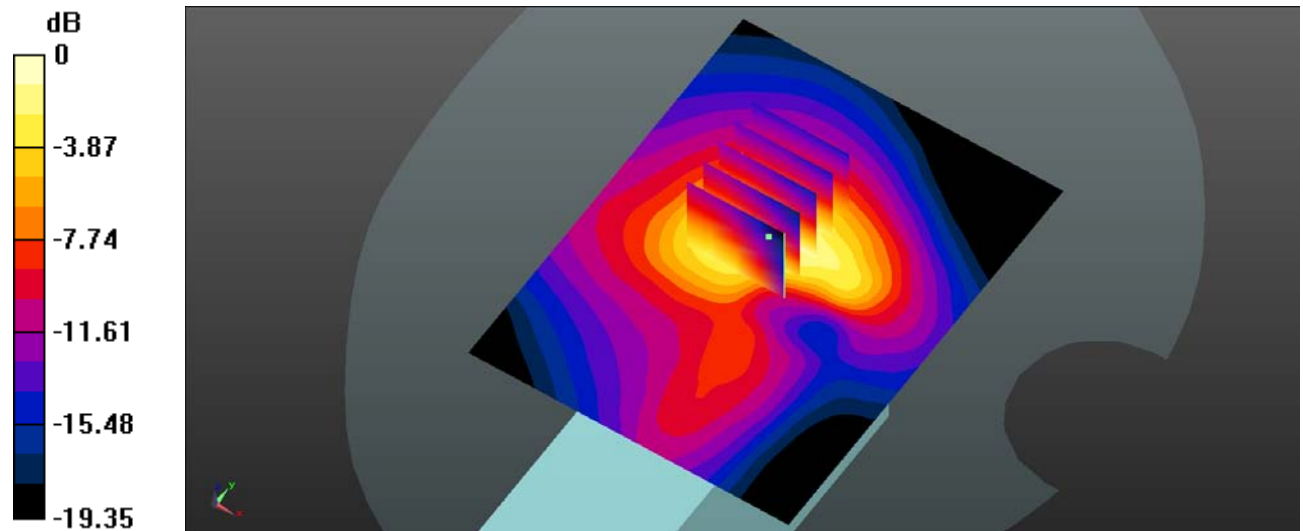
Body Left/GSM 850 Mid/Zoom Scan (5x5x7)/Cube 0: Measurement grid: dx=8mm, dy=8mm, dz=5mm

Reference Value = 12.38 V/m; Power Drift = 0.05 dB

Peak SAR (extrapolated) = 0.238 W/kg

SAR(1 g) = 0.135 W/kg; SAR(10 g) = 0.082 W/kg

Maximum value of SAR (measured) = 0.150 W/kg



Plot 4#:**DUT: V73; Type: Wireless POS Terminal**

Communication System: UID 0, Generic GPRS-4 slots (0); Frequency: 836.6 MHz; Duty Cycle: 1:2

Medium parameters used (interpolated): $f = 836.6$ MHz; $\sigma = 0.923$ S/m; $\epsilon_r = 41.989$; $\rho = 1000$ kg/m³

Phantom section: Flat Section

DASY5 Configuration:

- Probe: EX3DV4 - SN3619; ConvF(8.5, 8.5, 8.5) ; Calibrated: 2021/08/25
- Sensor-Surface: 4mm (Mechanical Surface Detection)
- Electronics: DAE4 Sn1562; Calibrated: 2021/12/13
- Phantom: Twin SAM; Type: QD000P40CD; Serial: 1744
- Measurement SW: DASY52, Version 52.10 (4); SEMCAD X Version 14.6.14 (7501)

Body Right/GSM 850 Mid/Area Scan (61x91x1): Interpolated grid: dx=1.500 mm, dy=1.500 mm

Maximum value of SAR (interpolated) = 0.0923 W/kg

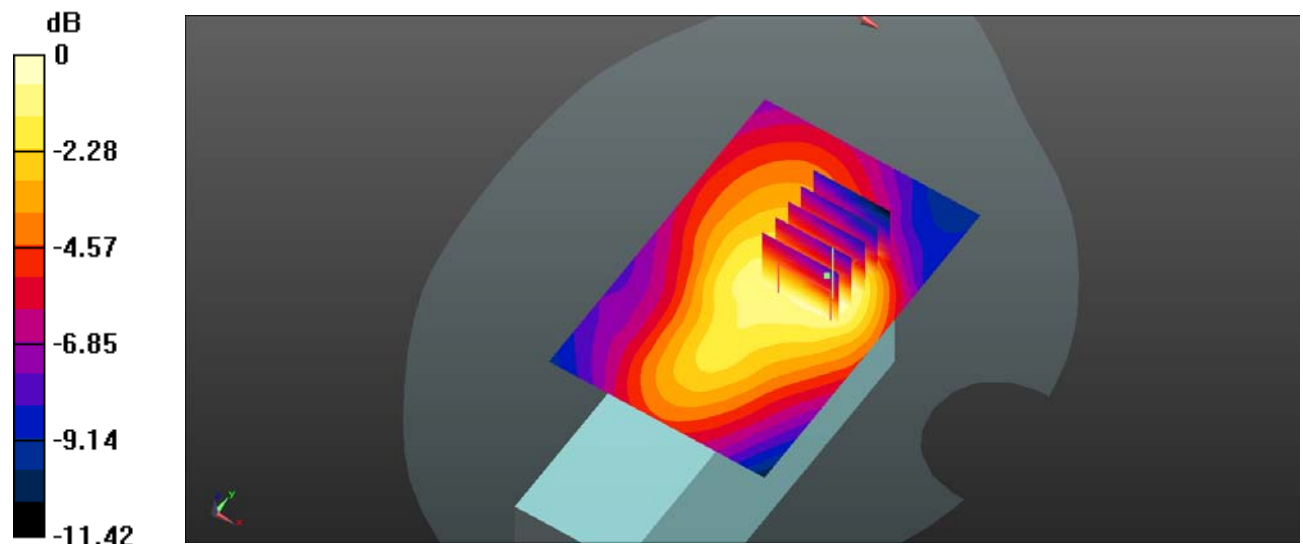
Body Right/GSM 850 Mid/Zoom Scan (5x5x7)/Cube 0: Measurement grid: dx=8mm, dy=8mm, dz=5mm

Reference Value = 8.155 V/m; Power Drift = 0.04 dB

Peak SAR (extrapolated) = 0.125 W/kg

SAR(1 g) = 0.089 W/kg; SAR(10 g) = 0.056 W/kg

Maximum value of SAR (measured) = 0.0912 W/kg



0 dB = 0.0912 W/kg = -10.4 dBW/kg

Plot 5#:**DUT: V73; Type: Wireless POS Terminal**

Communication System: UID 0, Generic GPRS-4 slots (0); Frequency: 836.6 MHz; Duty Cycle: 1:2

Medium parameters used (interpolated): $f = 836.6$ MHz; $\sigma = 0.923$ S/m; $\epsilon_r = 41.989$; $\rho = 1000$ kg/m³

Phantom section: Flat Section

DASY5 Configuration:

- Probe: EX3DV4 - SN3619; ConvF(8.5, 8.5, 8.5) ; Calibrated: 2021/08/25
- Sensor-Surface: 4mm (Mechanical Surface Detection)
- Electronics: DAE4 Sn1562; Calibrated: 2021/12/13
- Phantom: Twin SAM; Type: QD000P40CD; Serial: 1744
- Measurement SW: DASY52, Version 52.10 (4); SEMCAD X Version 14.6.14 (7501)

Body Top/GSM 850 Mid/Area Scan (71x91x1): Interpolated grid: dx=1.500 mm, dy=1.500 mm

Maximum value of SAR (interpolated) = 0.523 W/kg

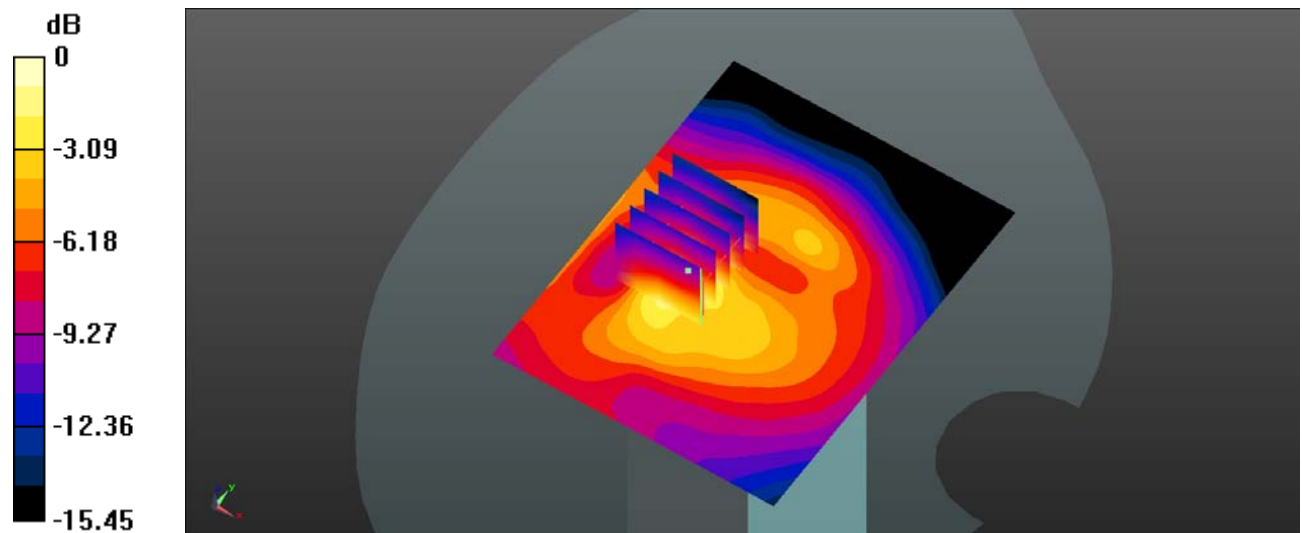
Body Top/GSM 850 Mid/Zoom Scan (5x5x7)/Cube 0: Measurement grid: dx=8mm, dy=8mm, dz=5mm

Reference Value = 20.09 V/m; Power Drift = 0.15 dB

Peak SAR (extrapolated) = 0.812 W/kg

SAR(1 g) = 0.374 W/kg; SAR(10 g) = 0.185 W/kg

Maximum value of SAR (measured) = 0.455 W/kg



0 dB = 0.455 W/kg = -3.42 dBW/kg

Plot 6#:**DUT: V73; Type: Wireless POS Terminal**

Communication System: UID 0, Generic GPRS-2 slots (0); Frequency: 1880 MHz; Duty Cycle: 1:4
 Medium parameters used (interpolated): $f = 1880$ MHz; $\sigma = 1.423$ S/m; $\epsilon_r = 41.654$; $\rho = 1000$ kg/m³
 Phantom section: Flat Section

DASY5 Configuration:

- Probe: EX3DV4 - SN3619; ConvF(8.5, 8.5, 8.5) ; Calibrated: 2021/08/25
- Sensor-Surface: 4mm (Mechanical Surface Detection)
- Electronics: DAE4 Sn1562; Calibrated: 2021/12/13
- Phantom: Twin SAM; Type: QD000P40CD; Serial: 1744
- Measurement SW: DASY52, Version 52.10 (4); SEMCAD X Version 14.6.14 (7501)

Body Front/GSM 1900 Mid/Area Scan (71x91x1): Interpolated grid: dx=1.500 mm, dy=1.500 mm

Maximum value of SAR (interpolated) = 0.345 W/kg

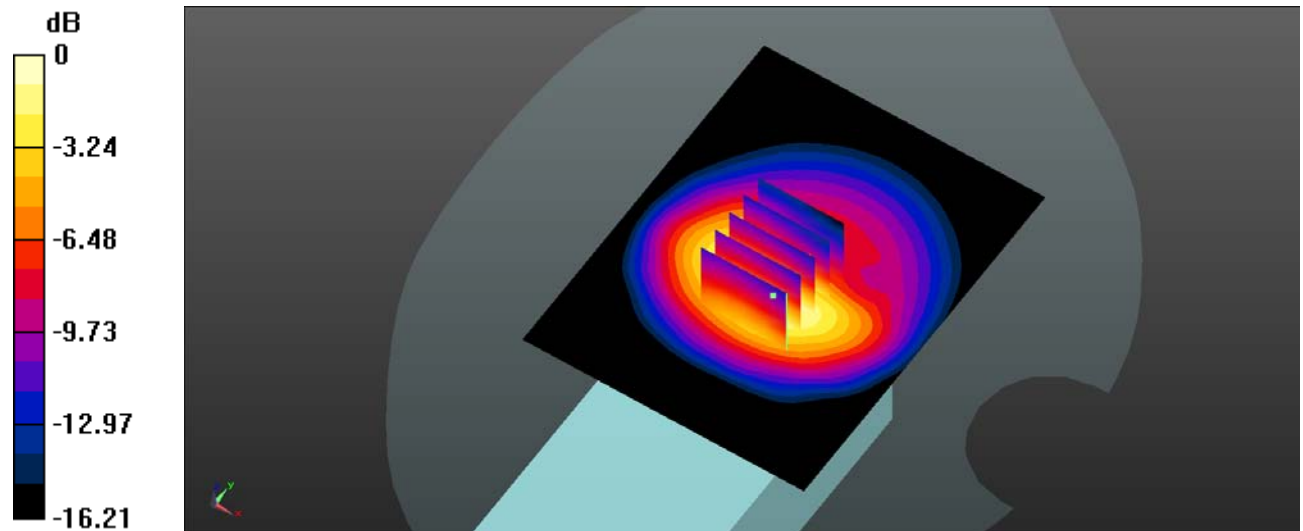
Body Front/GSM 1900 Mid/Zoom Scan (5x5x7)/Cube 0: Measurement grid: dx=8mm, dy=8mm, dz=5mm

Reference Value = 12.86 V/m; Power Drift = -0.04 dB

Peak SAR (extrapolated) = 0.809 W/kg

SAR(1 g) = 0.203 W/kg; SAR(10 g) = 0.106 W/kg

Maximum value of SAR (measured) = 0.338 W/kg



0 dB = 0.338 W/kg = -4.71 dBW/kg

Plot 7#:**DUT: V73; Type: Wireless POS Terminal**


Communication System: UID 0, Generic GPRS-2 slots (0); Frequency: 1850.2 MHz; Duty Cycle: 1:4
Medium parameters used (interpolated): $f = 1850.2$ MHz; $\sigma = 1.401$ S/m; $\epsilon_r = 41.835$; $\rho = 1000$ kg/m³
Phantom section: Flat Section

DASY5 Configuration:

- Probe: EX3DV4 - SN3619; ConvF(8.5, 8.5, 8.5) ; Calibrated: 2021/08/25
- Sensor-Surface: 4mm (Mechanical Surface Detection)
- Electronics: DAE4 Sn1562; Calibrated: 2021/12/13
- Phantom: Twin SAM; Type: QD000P40CD; Serial: 1744
- Measurement SW: DASY52, Version 52.10 (4); SEMCAD X Version 14.6.14 (7501)

Body Back/GSM 1900 Low/Area Scan (71x91x1): Interpolated grid: $dx=1.500$ mm, $dy=1.500$ mm
Maximum value of SAR (interpolated) = 1.08 W/kg

Body Back/GSM 1900 Low/Zoom Scan (5x5x7)/Cube 0: Measurement grid: $dx=8$ mm, $dy=8$ mm, $dz=5$ mm
Reference Value = 43.18 V/m; Power Drift = -0.04 dB
Peak SAR (extrapolated) = 1.52 W/kg
SAR(1 g) = 0.985 W/kg; SAR(10 g) = 0.411 W/kg
Maximum value of SAR (measured) = 1.14 W/kg



0 dB = 1.14 W/kg = 0.57 dBW/kg

Plot 8#:**DUT: V73; Type: Wireless POS Terminal**

Communication System: UID 0, Generic GPRS-2 slots (0); Frequency: 1880 MHz; Duty Cycle: 1:4
Medium parameters used (interpolated): $f = 1880$ MHz; $\sigma = 1.423$ S/m; $\epsilon_r = 41.654$; $\rho = 1000$ kg/m³
Phantom section: Flat Section

DASY5 Configuration:

- Probe: EX3DV4 - SN3619; ConvF(8.5, 8.5, 8.5) ; Calibrated: 2021/08/25
- Sensor-Surface: 4mm (Mechanical Surface Detection)
- Electronics: DAE4 Sn1562; Calibrated: 2021/12/13
- Phantom: Twin SAM; Type: QD000P40CD; Serial: 1744
- Measurement SW: DASY52, Version 52.10 (4); SEMCAD X Version 14.6.14 (7501)

Body Back/GSM 1900 Mid/Area Scan (71x91x1): Interpolated grid: dx=1.500 mm, dy=1.500 mm

Maximum value of SAR (interpolated) = 1.45 W/kg

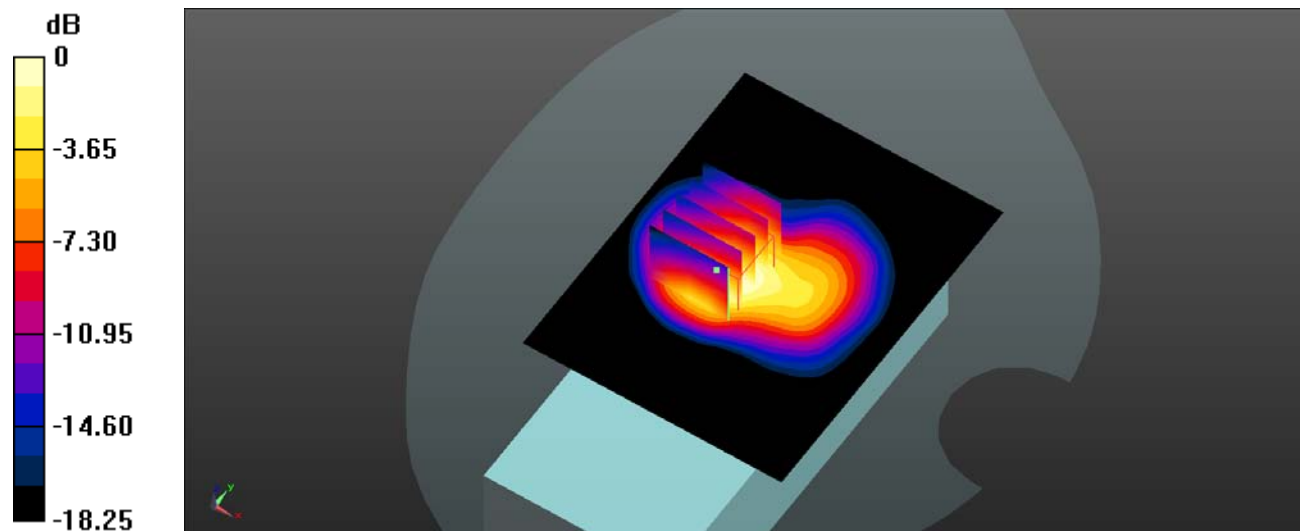
Body Back/GSM 1900 Mid/Zoom Scan (5x5x7)/Cube 0: Measurement grid: dx=8mm, dy=8mm, dz=5mm

Reference Value = 29.86 V/m; Power Drift = -0.07 dB

Peak SAR (extrapolated) = 1.82 W/kg

SAR(1 g) = 1.04 W/kg; SAR(10 g) = 0.452 W/kg

Maximum value of SAR (measured) = 1.38 W/kg



0 dB = 1.38 W/kg = 1.40 dBW/kg

Plot 9#:**DUT: V73; Type: Wireless POS Terminal**

Communication System: UID 0, Generic GPRS-2 slots (0); Frequency: 1909.8 MHz; Duty Cycle: 1:4
Medium parameters used (interpolated): $f = 1909.8$ MHz; $\sigma = 1.438$ S/m; $\epsilon_r = 41.628$; $\rho = 1000$ kg/m³
Phantom section: Flat Section

DASY5 Configuration:

- Probe: EX3DV4 - SN3619; ConvF(7.07, 7.07, 7.07) ; Calibrated: 2021/08/25
- Sensor-Surface: 4mm (Mechanical Surface Detection)
- Electronics: DAE4 Sn1562; Calibrated: 2021/12/13
- Phantom: Twin SAM; Type: QD000P40CD; Serial: 1744
- Measurement SW: DASY52, Version 52.10 (4); SEMCAD X Version 14.6.14 (7501)

Body Back/GSM 1900 High/Area Scan (71x91x1): Interpolated grid: dx=1.500 mm, dy=1.500 mm

Maximum value of SAR (interpolated) = 1.55 W/kg

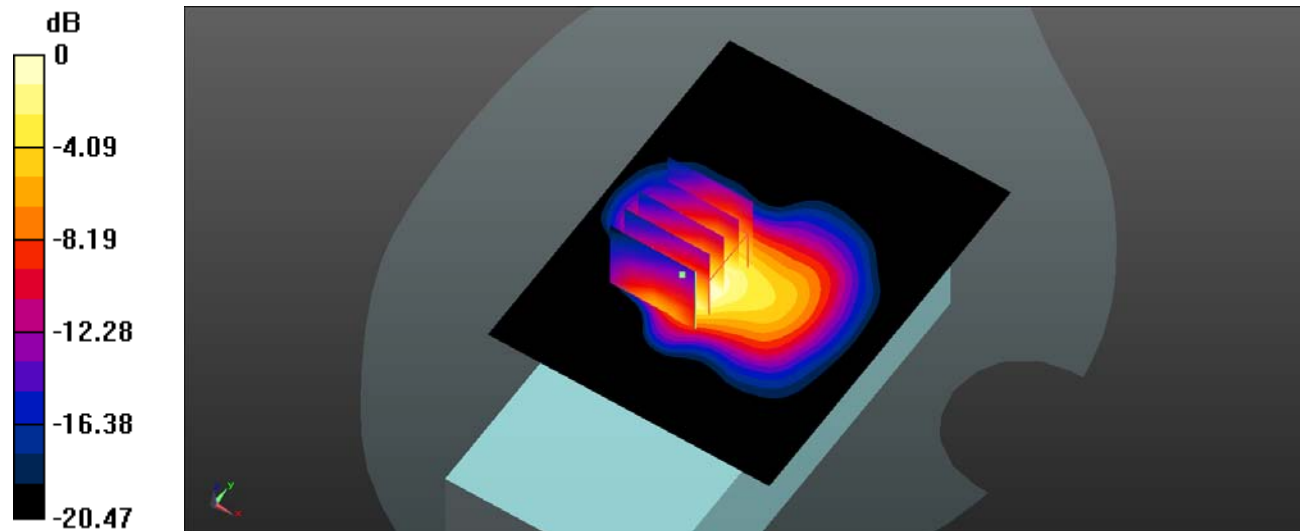
Body Back/GSM 1900 High/Zoom Scan (5x5x7)/Cube 0: Measurement grid: dx=8mm, dy=8mm, dz=5mm

Reference Value = 28.74 V/m; Power Drift = 0.03 dB

Peak SAR (extrapolated) = 1.49 W/kg

SAR(1 g) = 1.02 W/kg; SAR(10 g) = 0.421 W/kg

Maximum value of SAR (measured) = 1.35 W/kg



0 dB = 1.35 W/kg = 1.30 dBW/kg

Plot 10#:**DUT: V73; Type: Wireless POS Terminal**

Communication System: UID 0, Generic GPRS-2 slots (0); Frequency: 1880 MHz; Duty Cycle: 1:4
 Medium parameters used (interpolated): $f = 1880$ MHz; $\sigma = 1.423$ S/m; $\epsilon_r = 41.654$; $\rho = 1000$ kg/m³
 Phantom section: Flat Section

DASY5 Configuration:

- Probe: EX3DV4 - SN3619; ConvF(7.07, 7.07, 7.07) ; Calibrated: 2021/08/25
- Sensor-Surface: 4mm (Mechanical Surface Detection)
- Electronics: DAE4 Sn1562; Calibrated: 2021/12/13
- Phantom: Twin SAM; Type: QD000P40CD; Serial: 1744
- Measurement SW: DASY52, Version 52.10 (4); SEMCAD X Version 14.6.14 (7501)

Body Left/GSM 1900 Mid/Area Scan (71x91x1): Interpolated grid: dx=1.500 mm, dy=1.500 mm

Maximum value of SAR (interpolated) = 0.281 W/kg

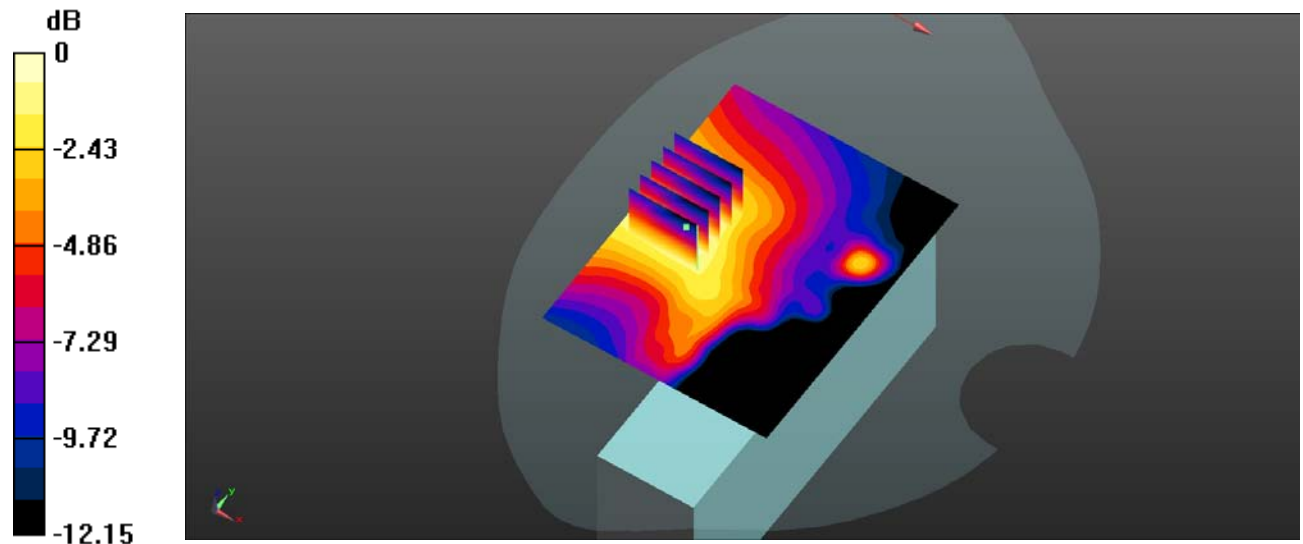
Body Left/GSM 1900 Mid/Zoom Scan (5x5x7)/Cube 0: Measurement grid: dx=8mm, dy=8mm, dz=5mm

Reference Value = 4.334 V/m; Power Drift = 0.11 dB

Peak SAR (extrapolated) = 0.407 W/kg

SAR(1 g) = 0.239 W/kg; SAR(10 g) = 0.169 W/kg

Maximum value of SAR (measured) = 0.281 W/kg



0 dB = 0.281 W/kg = -5.51 dBW/kg

Plot 11#:**DUT: V73; Type: Wireless POS Terminal**

Communication System: UID 0, Generic GPRS-2 slots (0); Frequency: 1880 MHz; Duty Cycle: 1:4
Medium parameters used (interpolated): $f = 1880$ MHz; $\sigma = 1.423$ S/m; $\epsilon_r = 41.654$; $\rho = 1000$ kg/m³
Phantom section: Flat Section

DASY5 Configuration:

- Probe: EX3DV4 - SN3619; ConvF(7.07, 7.07, 7.07) ; Calibrated: 2021/08/25
- Sensor-Surface: 4mm (Mechanical Surface Detection)
- Electronics: DAE4 Sn1562; Calibrated: 2021/12/13
- Phantom: Twin SAM; Type: QD000P40CD; Serial: 1744
- Measurement SW: DASY52, Version 52.10 (4); SEMCAD X Version 14.6.14 (7501)

Body Right/GSM 1900 Mid/Area Scan (71x91x1): Interpolated grid: dx=1.500 mm, dy=1.500 mm

Maximum value of SAR (interpolated) = 0.175 W/kg


Body Right/GSM 1900 Mid/Zoom Scan (5x5x7)/Cube 0: Measurement grid: dx=8mm, dy=8mm, dz=5mm

Reference Value = 11.24 V/m; Power Drift = 0.09 dB

Peak SAR (extrapolated) = 0.258 W/kg

SAR(1 g) = 0.161 W/kg; SAR(10 g) = 0.105 W/kg

Maximum value of SAR (measured) = 0.177 W/kg



0 dB = 0.177 W/kg = -7.52 dBW/kg

Plot 12#:**DUT: V73; Type: Wireless POS Terminal**

Communication System: UID 0, Generic GPRS-2 slots (0); Frequency: 1880 MHz; Duty Cycle: 1:4
 Medium parameters used (interpolated): $f = 1880$ MHz; $\sigma = 1.423$ S/m; $\epsilon_r = 41.654$; $\rho = 1000$ kg/m³
 Phantom section: Flat Section

DASY5 Configuration:

- Probe: EX3DV4 - SN3619; ConvF(7.07, 7.07, 7.07) ; Calibrated: 2021/08/25
- Sensor-Surface: 4mm (Mechanical Surface Detection)
- Electronics: DAE4 Sn1562; Calibrated: 2021/12/13
- Phantom: Twin SAM; Type: QD000P40CD; Serial: 1744
- Measurement SW: DASY52, Version 52.10 (4); SEMCAD X Version 14.6.14 (7501)

Body Top/GSM 1900 Mid/Area Scan (71x91x1): Interpolated grid: dx=1.500 mm, dy=1.500 mm

Maximum value of SAR (interpolated) = 0.520 W/kg

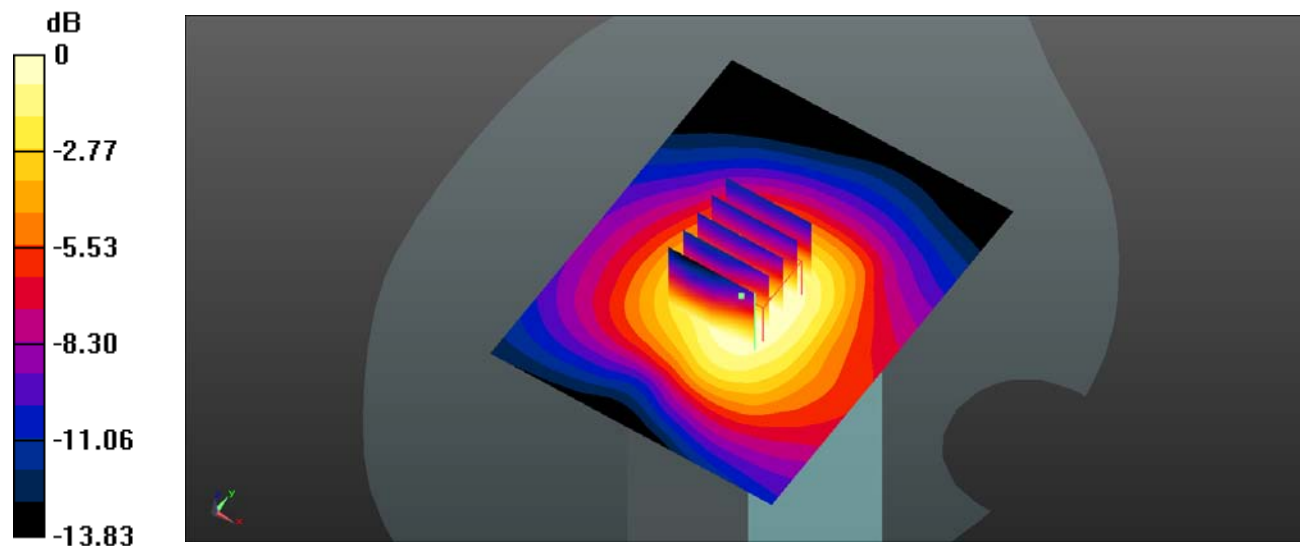
Body Top/GSM 1900 Mid/Zoom Scan (5x5x7)/Cube 0: Measurement grid: dx=8mm, dy=8mm, dz=5mm

Reference Value = 12.40 V/m; Power Drift = -0.08 dB

Peak SAR (extrapolated) = 0.903 W/kg

SAR(1 g) = 0.477 W/kg; SAR(10 g) = 0.302 W/kg

Maximum value of SAR (measured) = 0.516 W/kg



0 dB = 0.511 W/kg = -2.92 dBW/kg

Plot 13#:**DUT: V73; Type: Wireless POS Terminal**

Communication System: UID 0, WCDMA (0); Frequency: 1880 MHz; Duty Cycle: 1:1

Medium parameters used (interpolated): $f = 1880$ MHz; $\sigma = 1.423$ S/m; $\epsilon_r = 41.654$; $\rho = 1000$ kg/m³

Phantom section: Flat Section

DASY5 Configuration:

- Probe: EX3DV4 - SN3619; ConvF(7.07, 7.07, 7.07) ; Calibrated: 2021/08/25
- Sensor-Surface: 4mm (Mechanical Surface Detection)
- Electronics: DAE4 Sn1562; Calibrated: 2021/12/13
- Phantom: Twin SAM; Type: QD000P40CD; Serial: 1744
- Measurement SW: DASY52, Version 52.10 (4); SEMCAD X Version 14.6.14 (7501)

Body Front/WCDMA Band 2 Mid/Area Scan (71x91x1): Interpolated grid: dx=1.500 mm, dy=1.500 mm

Maximum value of SAR (interpolated) = 0.491 W/kg

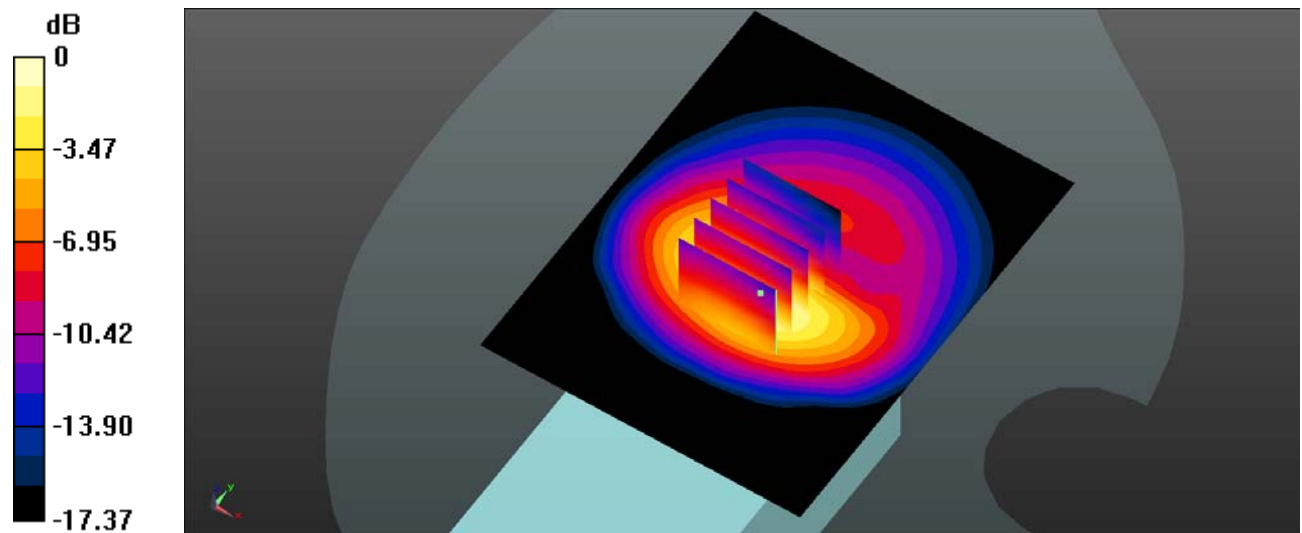
Body Front/WCDMA Band 2 Mid/Zoom Scan (5x5x7)/Cube 0: Measurement grid: dx=8mm, dy=8mm, dz=5mm

Reference Value = 12.30 V/m; Power Drift = -0.02 dB

Peak SAR (extrapolated) = 0.942 W/kg

SAR(1 g) = 0.246 W/kg; SAR(10 g) = 0.129 W/kg

Maximum value of SAR (measured) = 0.479 W/kg



0 dB = 0.479 W/kg = -3.20 dBW/kg

Plot 14#:**DUT: V73; Type: Wireless POS Terminal**

Communication System: UID 0, WCDMA (0); Frequency: 1852.4 MHz; Duty Cycle: 1:1

Medium parameters used (interpolated): $f = 1852.4$ MHz; $\sigma = 1.408$ S/m; $\epsilon_r = 41.697$; $\rho = 1000$ kg/m³

Phantom section: Flat Section

DASY5 Configuration:

- Probe: EX3DV4 - SN3619; ConvF(7.07, 7.07, 7.07) ; Calibrated: 2021/08/25
- Sensor-Surface: 4mm (Mechanical Surface Detection)
- Electronics: DAE4 Sn1562; Calibrated: 2021/12/13
- Phantom: Twin SAM; Type: QD000P40CD; Serial: 1744
- Measurement SW: DASY52, Version 52.10 (4); SEMCAD X Version 14.6.14 (7501)

Body Back/WCDMA Band 2 Low/Area Scan (71x91x1): Interpolated grid: dx=1.500 mm, dy=1.500 mm

Maximum value of SAR (interpolated) = 1.38 W/kg

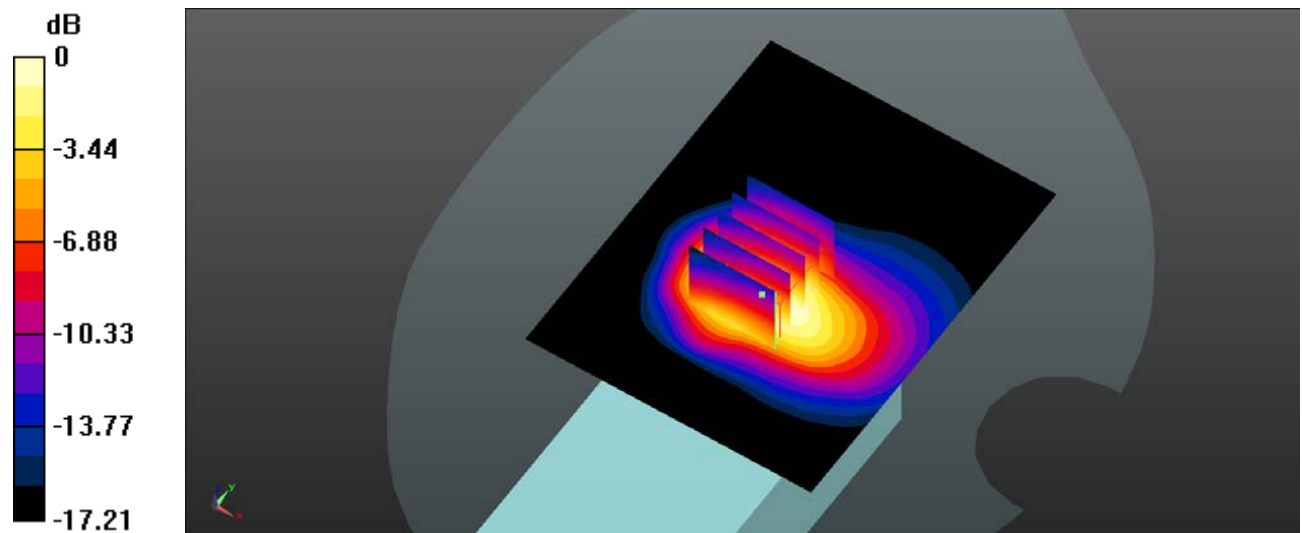
Body Back/WCDMA Band 2 Low/Zoom Scan (5x5x7)/Cube 0: Measurement grid: dx=8mm, dy=8mm, dz=5mm

Reference Value = 12.36 V/m; Power Drift = 0.04 dB

Peak SAR (extrapolated) = 1.83 W/kg

SAR(1 g) = 1.16 W/kg; SAR(10 g) = 0.495 W/kg

Maximum value of SAR (measured) = 1.34 W/kg



0 dB = 1.34 W/kg = 1.27 dBW/kg

Plot 15#:**DUT: V73; Type: Wireless POS Terminal**

Communication System: UID 0, WCDMA (0); Frequency: 1880 MHz; Duty Cycle: 1:1

Medium parameters used (interpolated): $f = 1880$ MHz; $\sigma = 1.423$ S/m; $\epsilon_r = 41.654$; $\rho = 1000$ kg/m³

Phantom section: Flat Section

DASY5 Configuration:

- Probe: EX3DV4 - SN3619; ConvF(7.07, 7.07, 7.07) ; Calibrated: 2021/08/25
- Sensor-Surface: 4mm (Mechanical Surface Detection)
- Electronics: DAE4 Sn1562; Calibrated: 2021/12/13
- Phantom: Twin SAM; Type: QD000P40CD; Serial: 1744
- Measurement SW: DASY52, Version 52.10 (4); SEMCAD X Version 14.6.14 (7501)

Body Back/WCDMA Band 2 Mid/Area Scan (71x91x1): Interpolated grid: dx=1.500 mm, dy=1.500 mm

Maximum value of SAR (interpolated) = 1.51 W/kg

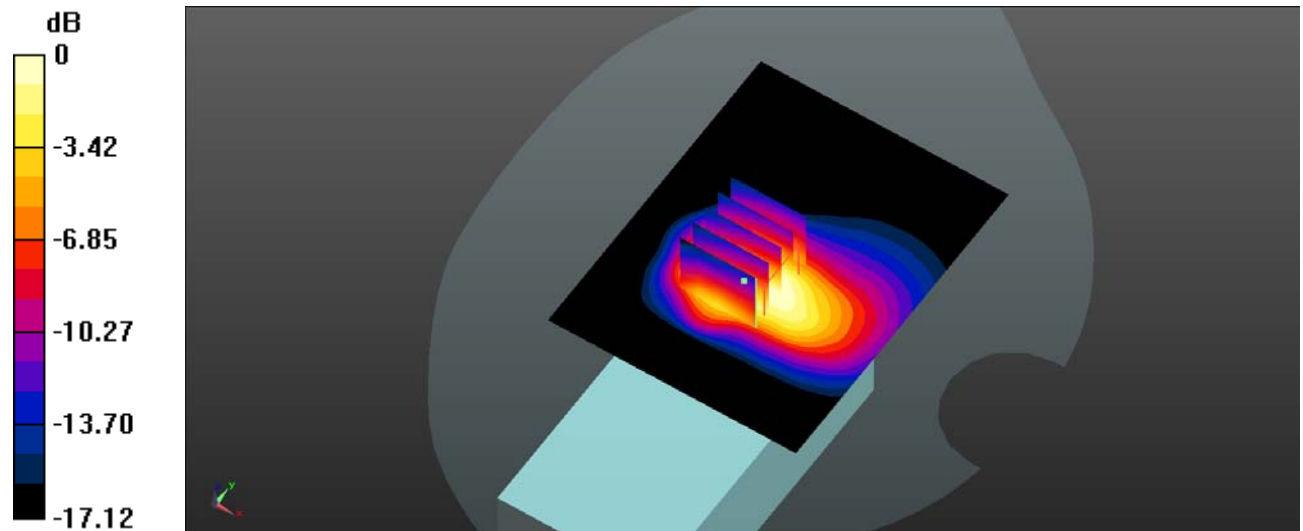
Body Back/WCDMA Band 2 Mid/Zoom Scan (5x5x7)/Cube 0: Measurement grid: dx=8mm, dy=8mm, dz=5mm

Reference Value = 10.38 V/m; Power Drift = -0.05 dB

Peak SAR (extrapolated) = 1.92 W/kg

SAR(1 g) = 1.09 W/kg; SAR(10 g) = 0.472 W/kg

Maximum value of SAR (measured) = 1.49 W/kg



0 dB = 1.49 W/kg = 1.73 dBW/kg

Plot 16#:**DUT: V73; Type: Wireless POS Terminal**

Communication System: UID 0, WCDMA (0); Frequency: 1907.6 MHz; Duty Cycle: 1:1

Medium parameters used (interpolated): $f = 1907.6$ MHz; $\sigma = 1.441$ S/m; $\epsilon_r = 41.583$; $\rho = 1000$ kg/m³

Phantom section: Flat Section

DASY5 Configuration:

- Probe: EX3DV4 - SN3619; ConvF(7.07, 7.07, 7.07) ; Calibrated: 2021/08/25
- Sensor-Surface: 4mm (Mechanical Surface Detection)
- Electronics: DAE4 Sn1562; Calibrated: 2021/12/13
- Phantom: Twin SAM; Type: QD000P40CD; Serial: 1744
- Measurement SW: DASY52, Version 52.10 (4); SEMCAD X Version 14.6.14 (7501)

Body Back/WCDMA Band 2 High/Area Scan (71x91x1): Interpolated grid: dx=1.500 mm, dy=1.500 mm

Maximum value of SAR (interpolated) = 1.91 W/kg

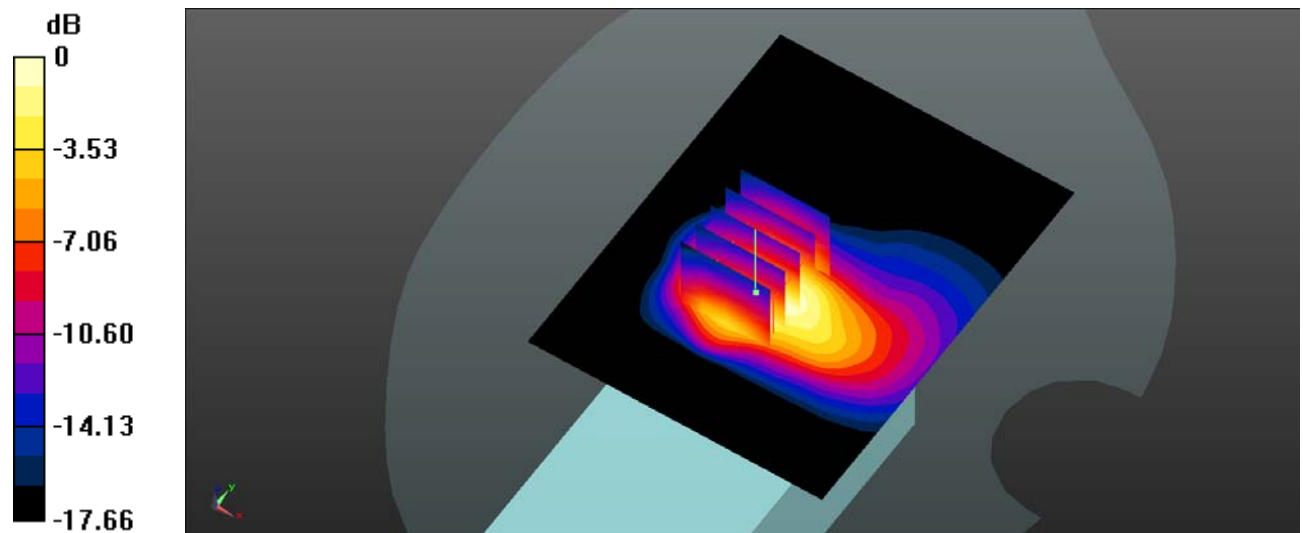
Body Back/WCDMA Band 2 High/Zoom Scan (5x5x7)/Cube 0: Measurement grid: dx=8mm, dy=8mm, dz=5mm

Reference Value = 13.27 V/m; Power Drift = -0.05 dB

Peak SAR (extrapolated) = 2.15 W/kg

SAR(1 g) = 1.03 W/kg; SAR(10 g) = 0.439 W/kg

Maximum value of SAR (measured) = 1.83 W/kg



0 dB = 1.83 W/kg = 2.62 dBW/kg

Plot 17#:**DUT: V73; Type: Wireless POS Terminal**

Communication System: UID 0, WCDMA (0); Frequency: 1880 MHz; Duty Cycle: 1:1

Medium parameters used (interpolated): $f = 1880$ MHz; $\sigma = 1.423$ S/m; $\epsilon_r = 41.654$; $\rho = 1000$ kg/m³

Phantom section: Flat Section

DASY5 Configuration:

- Probe: EX3DV4 - SN3619; ConvF(7.07, 7.07, 7.07) ; Calibrated: 2021/08/25
- Sensor-Surface: 4mm (Mechanical Surface Detection)
- Electronics: DAE4 Sn1562; Calibrated: 2021/12/13
- Phantom: Twin SAM; Type: QD000P40CD; Serial: 1744
- Measurement SW: DASY52, Version 52.10 (4); SEMCAD X Version 14.6.14 (7501)

Body Left/WCDMA Band 2 Mid/Area Scan (71x91x1): Interpolated grid: $dx=1.500$ mm, $dy=1.500$ mm

Maximum value of SAR (interpolated) = 1.28 W/kg

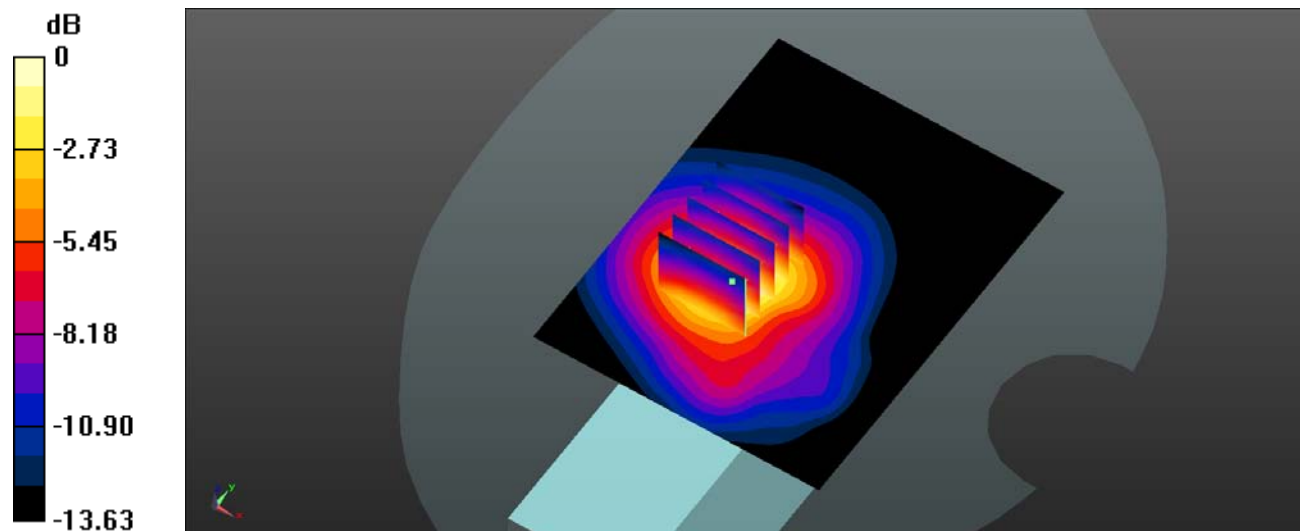
Body Left/WCDMA Band 2 Mid/Zoom Scan (5x5x7)/Cube 0: Measurement grid: $dx=8$ mm, $dy=8$ mm, $dz=5$ mm

Reference Value = 19.87 V/m; Power Drift = 0.11 dB

Peak SAR (extrapolated) = 1.80 W/kg

SAR(1 g) = 0.313 W/kg; SAR(10 g) = 0.142 W/kg

Maximum value of SAR (measured) = 0.426 W/kg



Plot 18#:**DUT: V73; Type: Wireless POS Terminal**

Communication System: UID 0, WCDMA (0); Frequency: 1880 MHz; Duty Cycle: 1:1

Medium parameters used (interpolated): $f = 1880$ MHz; $\sigma = 1.423$ S/m; $\epsilon_r = 41.654$; $\rho = 1000$ kg/m³

Phantom section: Flat Section

DASY5 Configuration:

- Probe: EX3DV4 - SN3619; ConvF(7.07, 7.07, 7.07) ; Calibrated: 2021/08/25
- Sensor-Surface: 4mm (Mechanical Surface Detection)
- Electronics: DAE4 Sn1562; Calibrated: 2021/12/13
- Phantom: Twin SAM; Type: QD000P40CD; Serial: 1744
- Measurement SW: DASY52, Version 52.10 (4); SEMCAD X Version 14.6.14 (7501)

Body Right/WCDMA Band 2 Mid/Area Scan (71x91x1): Interpolated grid: dx=1.500 mm, dy=1.500 mm

Maximum value of SAR (interpolated) = 0.272 W/kg

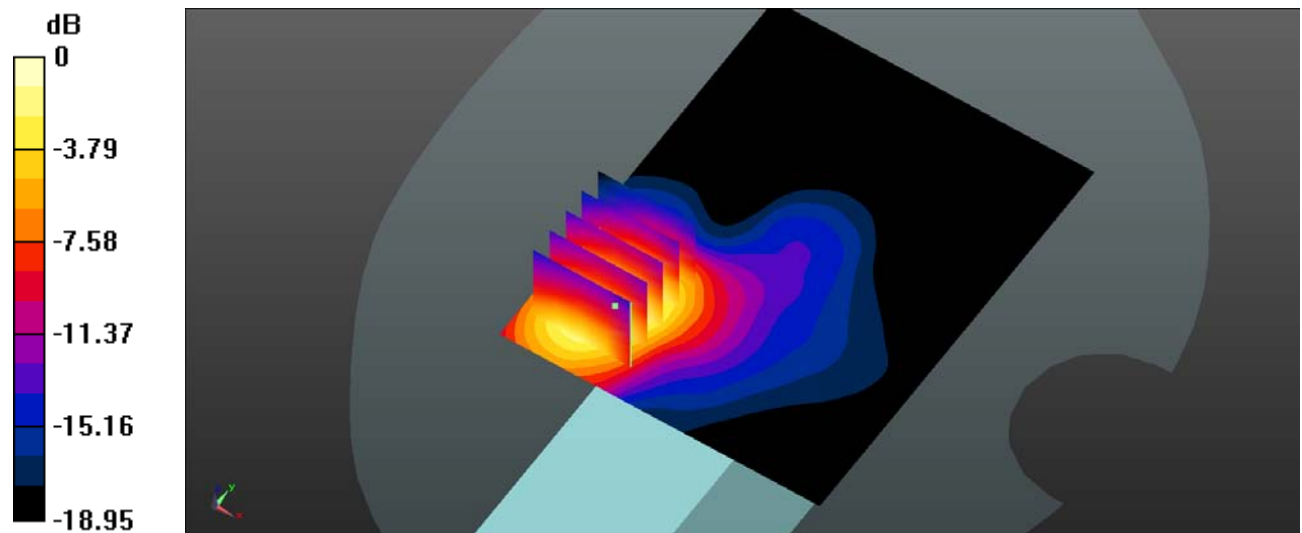
Body Right/WCDMA Band 2 Mid/Zoom Scan (5x5x7)/Cube 0: Measurement grid: dx=8mm, dy=8mm, dz=5mm

Reference Value = 8.578 V/m; Power Drift = -0.14 dB

Peak SAR (extrapolated) = 3.64 W/kg

SAR(1 g) = 0.179 W/kg; SAR(10 g) = 0.084 W/kg

Maximum value of SAR (measured) = 0.276 W/kg



0 dB = 0.276 W/kg = -5.59 dBW/kg

Plot 19#:**DUT: V73; Type: Wireless POS Terminal**

Communication System: UID 0, WCDMA (0); Frequency: 1880 MHz; Duty Cycle: 1:1

Medium parameters used (interpolated): $f = 1880$ MHz; $\sigma = 1.423$ S/m; $\epsilon_r = 41.654$; $\rho = 1000$ kg/m³

Phantom section: Flat Section

DASY5 Configuration:

- Probe: EX3DV4 - SN3619; ConvF(7.07, 7.07, 7.07) ; Calibrated: 2021/08/25
- Sensor-Surface: 4mm (Mechanical Surface Detection)
- Electronics: DAE4 Sn1562; Calibrated: 2021/12/13
- Phantom: Twin SAM; Type: QD000P40CD; Serial: 1744
- Measurement SW: DASY52, Version 52.10 (4); SEMCAD X Version 14.6.14 (7501)

Body Top/WCDMA Band 2 Mid/Area Scan (71x91x1): Interpolated grid: dx=1.500 mm, dy=1.500 mm

Maximum value of SAR (interpolated) = 0.647 W/kg

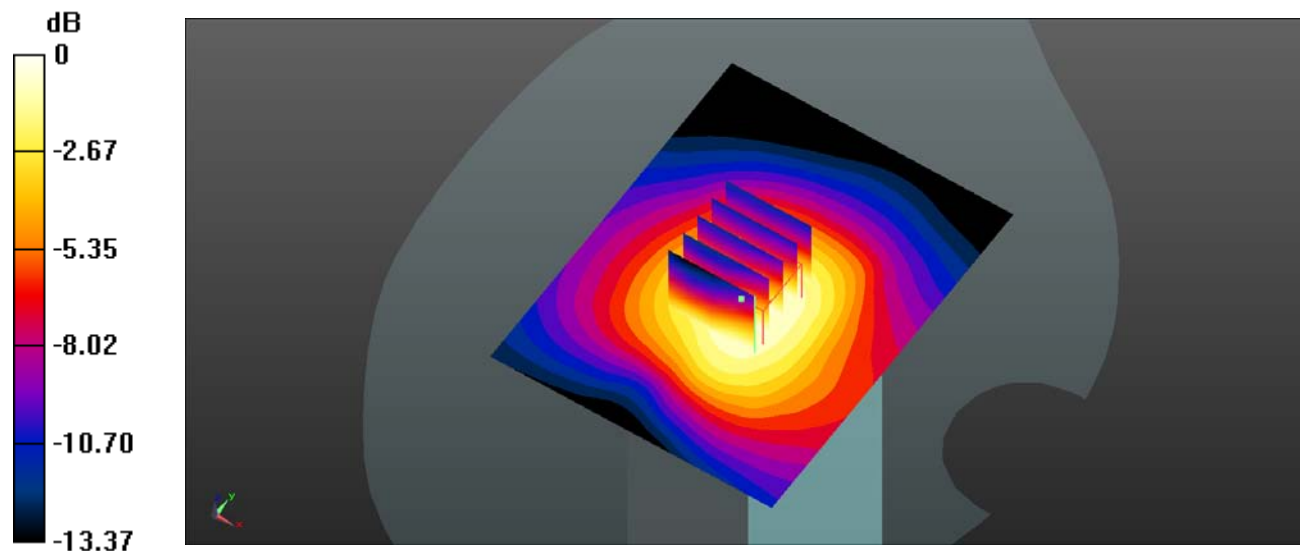
Body Top/WCDMA Band 2 Mid/Zoom Scan (5x5x7)/Cube 0: Measurement grid: dx=8mm, dy=8mm, dz=5mm

Reference Value = 20.58 V/m; Power Drift = -0.13 dB

Peak SAR (extrapolated) = 0.903 W/kg

SAR(1 g) = 0.564 W/kg; SAR(10 g) = 0.371 W/kg

Maximum value of SAR (measured) = 0.622 W/kg



0 dB = 0.622 W/kg = -2.06 dBW/kg

Plot 20#:**DUT: V73; Type: Wireless POS Terminal****Procedure Name: WCDMA Band 4 Body Back Mid**

Communication System: UID 0, WCDMA (0); Frequency: 1732.6 MHz; Duty Cycle: 1:1

Medium parameters used (interpolated): $f = 1732.6$ MHz; $\sigma = 1.384$ S/m; $\epsilon_r = 41.158$; $\rho = 1000$ kg/m³

Phantom section: Flat Section

DASY5 Configuration:

- Probe: EX3DV4 - SN3619; ConvF(7.33, 7.33, 7.33) ; Calibrated: 2021/08/25
- Sensor-Surface: 4mm (Mechanical Surface Detection)
- Electronics: DAE4 Sn1562; Calibrated: 2021/12/13
- Phantom: Twin SAM; Type: QD000P40CD; Serial: 1744
- Measurement SW: DASY52, Version 52.10 (4); SEMCAD X Version 14.6.14 (7501)

Body Front/WCDMA Band 4 Mid/Area Scan (71x91x1): Interpolated grid: dx=1.500 mm, dy=1.500 mm

Maximum value of SAR (interpolated) = 0.436 W/kg

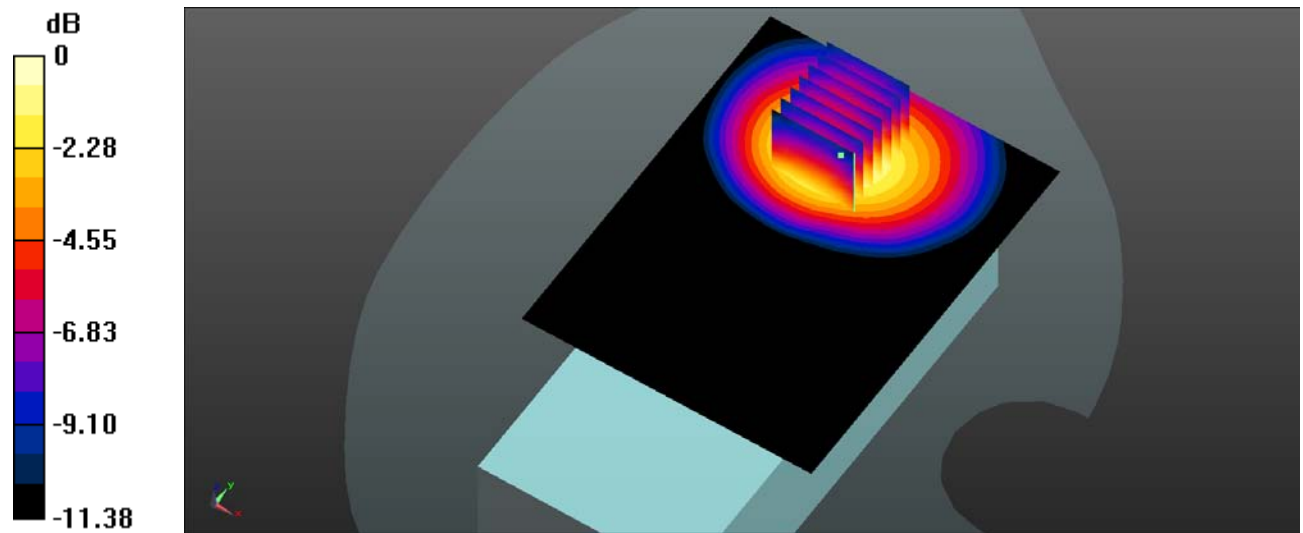
Body Front/WCDMA Band 4 Mid/Zoom Scan (5x5x7)/Cube 0: Measurement grid: dx=8mm, dy=8mm, dz=5mm

Reference Value = 12.08 V/m; Power Drift = 0.11 dB

Peak SAR (extrapolated) = 0.824 W/kg

SAR(1 g) = 0.271 W/kg; SAR(10 g) = 0.132 W/kg

Maximum value of SAR (measured) = 0.418 W/kg



0 dB = 0.418 W/kg = -3.79 dBW/kg

Plot 21#:**DUT: V73; Type: Wireless POS Terminal**

Communication System: UID 0, WCDMA (0); Frequency: 1712.4 MHz; Duty Cycle: 1:1

Medium parameters used (interpolated): $f = 1712.4$ MHz; $\sigma = 1.377$ S/m; $\epsilon_r = 40.81$; $\rho = 1000$ kg/m³

Phantom section: Flat Section

DASY5 Configuration:

- Probe: EX3DV4 - SN3619; ConvF(7.33, 7.33, 7.33) ; Calibrated: 2021/08/25
- Sensor-Surface: 4mm (Mechanical Surface Detection)
- Electronics: DAE4 Sn1562; Calibrated: 2021/12/13
- Phantom: Twin SAM; Type: QD000P40CD; Serial: 1744
- Measurement SW: DASY52, Version 52.10 (4); SEMCAD X Version 14.6.14 (7501)

Body Back/WCDMA Band 4 Low/Area Scan (71x91x1): Interpolated grid: dx=1.500 mm, dy=1.500 mm

Maximum value of SAR (interpolated) = 1.48 W/kg

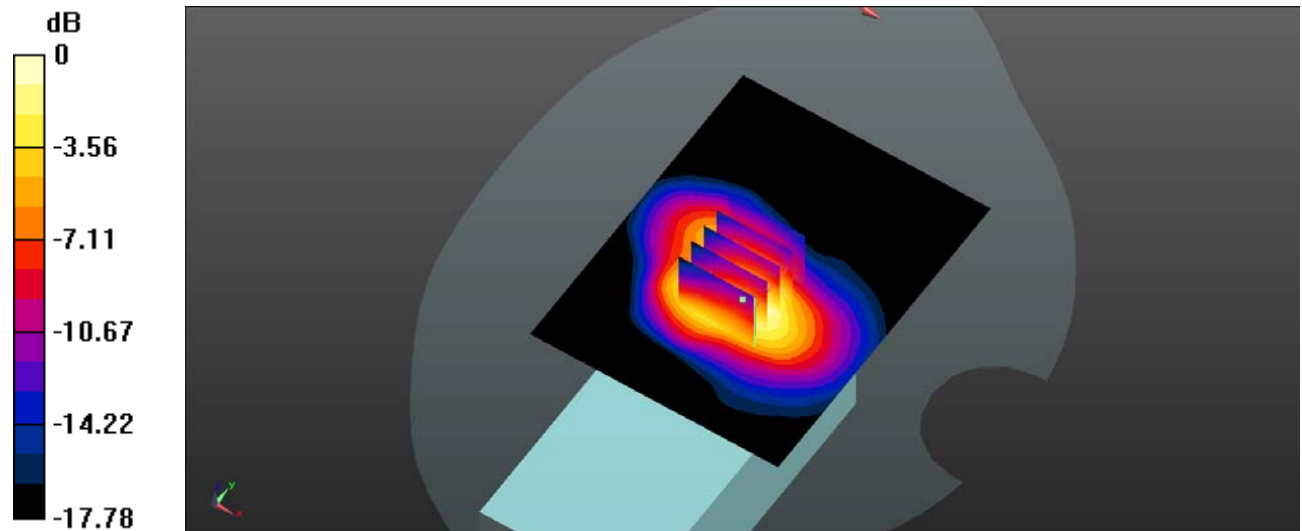
Body Back/WCDMA Band 4 Low/Zoom Scan (5x5x7)/Cube 0: Measurement grid: dx=8mm, dy=8mm, dz=5mm

Reference Value = 12.30 V/m; Power Drift = 0.12 dB

Peak SAR (extrapolated) = 1.82 W/kg

SAR(1 g) = 1.18 W/kg; SAR(10 g) = 0.525 W/kg

Maximum value of SAR (measured) = 1.44 W/kg



0 dB = 1.44 W/kg = 1.58 dBW/kg

Plot 22#:**DUT: V73; Type: Wireless POS Terminal**

Communication System: UID 0, WCDMA (0); Frequency: 1732.6 MHz; Duty Cycle: 1:1

Medium parameters used (interpolated): $f = 1732.6$ MHz; $\sigma = 1.384$ S/m; $\epsilon_r = 41.158$; $\rho = 1000$ kg/m³

Phantom section: Flat Section

DASY5 Configuration:

- Probe: EX3DV4 - SN3619; ConvF(7.33, 7.33, 7.33) ; Calibrated: 2021/08/25
- Sensor-Surface: 4mm (Mechanical Surface Detection)
- Electronics: DAE4 Sn1562; Calibrated: 2021/12/13
- Phantom: Twin SAM; Type: QD000P40CD; Serial: 1744
- Measurement SW: DASY52, Version 52.10 (4); SEMCAD X Version 14.6.14 (7501)

Body Back/WCDMA Band 4 Mid/Area Scan (71x91x1): Interpolated grid: dx=1.500 mm, dy=1.500 mm

Maximum value of SAR (interpolated) = 1.36 W/kg

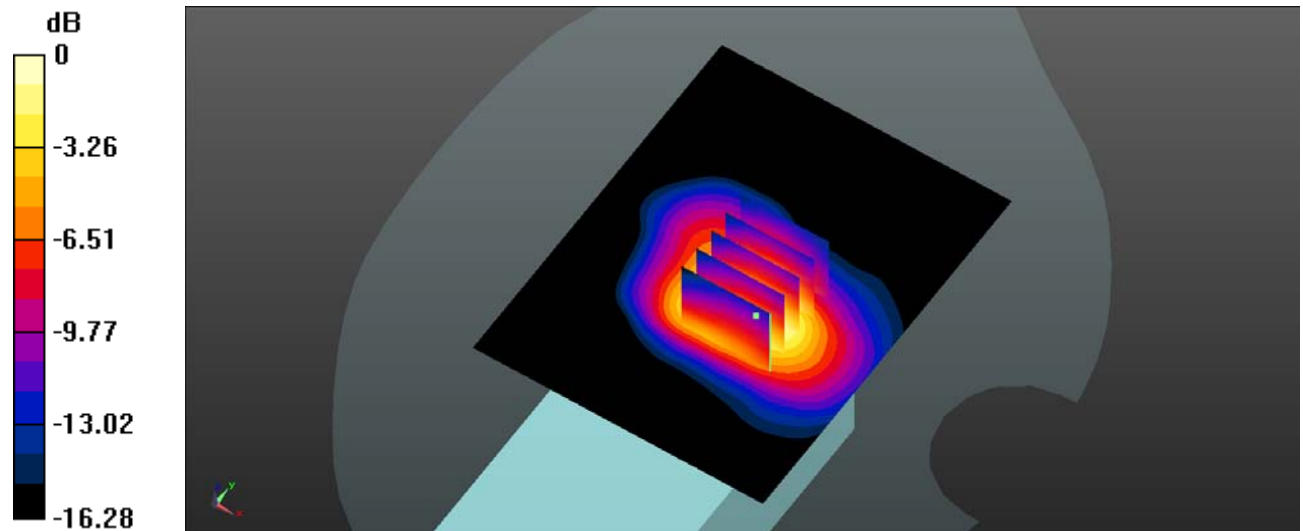
Body Back/WCDMA Band 4 Mid/Zoom Scan (5x5x7)/Cube 0: Measurement grid: dx=8mm, dy=8mm, dz=5mm

Reference Value = 11.08 V/m; Power Drift = 0.11 dB

Peak SAR (extrapolated) = 1.78 W/kg

SAR(1 g) = 1.11 W/kg; SAR(10 g) = 0.509 W/kg

Maximum value of SAR (measured) = 1.28 W/kg



0 dB = 1.28 W/kg = 1.07 dBW/kg

Plot 23#:**DUT: V73; Type: Wireless POS Terminal**

Communication System: UID 0, WCDMA (0); Frequency: 1752.6 MHz; Duty Cycle: 1:1

Medium parameters used (interpolated): $f = 1752.6$ MHz; $\sigma = 1.389$ S/m; $\epsilon_r = 41.475$; $\rho = 1000$ kg/m³

Phantom section: Flat Section

DASY5 Configuration:

- Probe: EX3DV4 - SN3619; ConvF(7.33, 7.33, 7.33) ; Calibrated: 2021/08/25
- Sensor-Surface: 4mm (Mechanical Surface Detection)
- Electronics: DAE4 Sn1562; Calibrated: 2021/12/13
- Phantom: Twin SAM; Type: QD000P40CD; Serial: 1744
- Measurement SW: DASY52, Version 52.10 (4); SEMCAD X Version 14.6.14 (7501)

Body Back/WCDMA Band 4 High/Area Scan (71x91x1): Interpolated grid: dx=1.500 mm, dy=1.500 mm

Maximum value of SAR (interpolated) = 1.35 W/kg

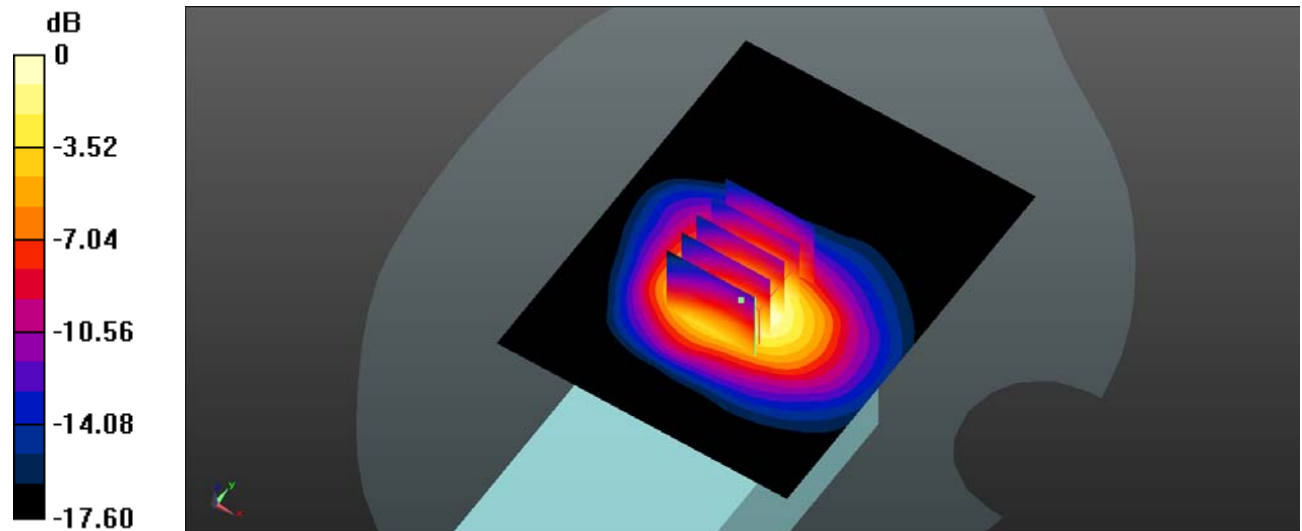
Body Back/WCDMA Band 4 High/Zoom Scan (5x5x7)/Cube 0: Measurement grid: dx=8mm, dy=8mm, dz=5mm

Reference Value = 11.72 V/m; Power Drift = -0.08 dB

Peak SAR (extrapolated) = 1.75 W/kg

SAR(1 g) = 1.07 W/kg; SAR(10 g) = 0.481 W/kg

Maximum value of SAR (measured) = 1.32 W/kg



0 dB = 1.32 W/kg = 1.21 dBW/kg

Plot 24#:**DUT: V73; Type: Wireless POS Terminal**

Communication System: UID 0, WCDMA (0); Frequency: 1732.6 MHz; Duty Cycle: 1:1

Medium parameters used (interpolated): $f = 1732.6$ MHz; $\sigma = 1.384$ S/m; $\epsilon_r = 41.158$; $\rho = 1000$ kg/m³

Phantom section: Flat Section

DASY5 Configuration:

- Probe: EX3DV4 - SN3619; ConvF(7.33, 7.33, 7.33) ; Calibrated: 2021/08/25
- Sensor-Surface: 4mm (Mechanical Surface Detection)
- Electronics: DAE4 Sn1562; Calibrated: 2021/12/13
- Phantom: Twin SAM; Type: QD000P40CD; Serial: 1744
- Measurement SW: DASY52, Version 52.10 (4); SEMCAD X Version 14.6.14 (7501)

Body Left/WCDMA Band 4 Mid/Area Scan (71x91x1): Interpolated grid: dx=1.500 mm, dy=1.500 mm

Maximum value of SAR (interpolated) = 0.574 W/kg


Body Left/WCDMA Band 4 Mid/Zoom Scan (5x5x7)/Cube 0: Measurement grid: dx=8mm, dy=8mm, dz=5mm

Reference Value = 10.16 V/m; Power Drift = -0.09 dB

Peak SAR (extrapolated) = 0.921 W/kg

SAR(1 g) = 0.413 W/kg; SAR(10 g) = 0.291 W/kg

Maximum value of SAR (measured) = 0.510 W/kg



Plot 25#:**DUT: V73; Type: Wireless POS Terminal**

Communication System: UID 0, WCDMA (0); Frequency: 1732.6 MHz; Duty Cycle: 1:1

Medium parameters used (interpolated): $f = 1732.6$ MHz; $\sigma = 1.384$ S/m; $\epsilon_r = 41.158$; $\rho = 1000$ kg/m³

Phantom section: Flat Section

DASY5 Configuration:

- Probe: EX3DV4 - SN3619; ConvF(7.33, 7.33, 7.33) ; Calibrated: 2021/08/25
- Sensor-Surface: 4mm (Mechanical Surface Detection)
- Electronics: DAE4 Sn1562; Calibrated: 2021/12/13
- Phantom: Twin SAM; Type: QD000P40CD; Serial: 1744
- Measurement SW: DASY52, Version 52.10 (4); SEMCAD X Version 14.6.14 (7501)

Body Right/WCDMA Band 4 Mid/Area Scan (71x91x1): Interpolated grid: dx=1.500 mm, dy=1.500 mm

Maximum value of SAR (interpolated) = 0.258 W/kg

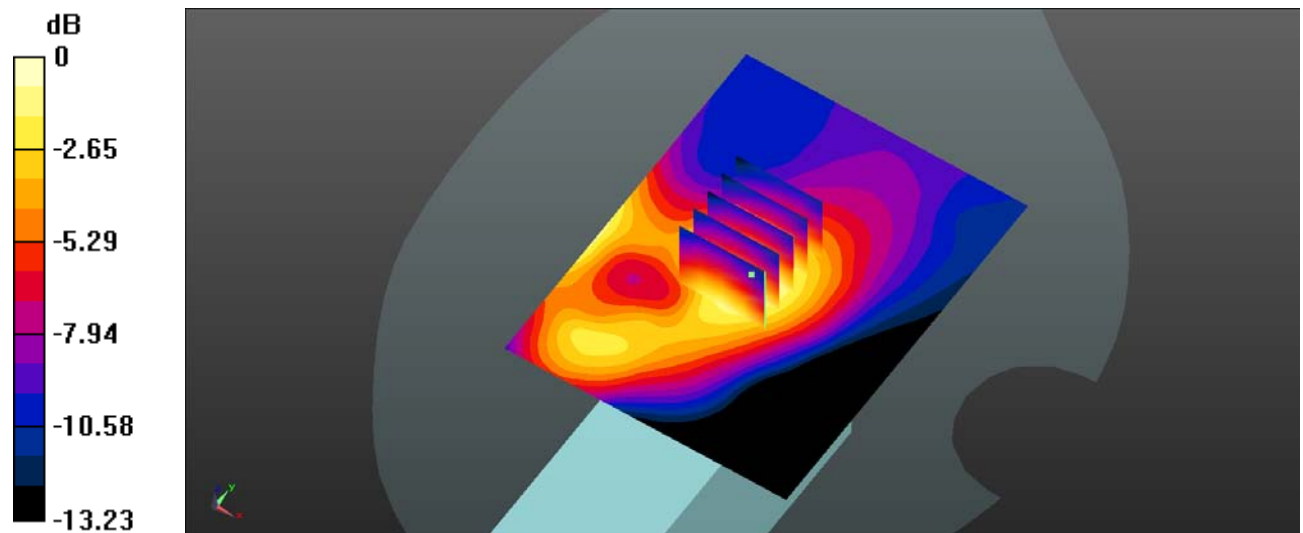
Body Right/WCDMA Band 4 Mid/Zoom Scan (5x5x7)/Cube 0: Measurement grid: dx=8mm, dy=8mm, dz=5mm

Reference Value = 13.47 V/m; Power Drift = -0.05 dB

Peak SAR (extrapolated) = 0.360 W/kg

SAR(1 g) = 0.240 W/kg; SAR(10 g) = 0.145 W/kg

Maximum value of SAR (measured) = 0.255 W/kg



0 dB = 0.255 W/kg = -5.93 dBW/kg

Plot 26#:**DUT: V73; Type: Wireless POS Terminal**

Communication System: UID 0, Generic WCDMA (0); Frequency: 1732.6 MHz; Duty Cycle: 1:1

Medium parameters used (interpolated): $f = 1732.6$ MHz; $\sigma = 1.382$ S/m; $\epsilon_r = 41.225$; $\rho = 1000$ kg/m³

Phantom section: Flat Section

DASY5 Configuration:

- Probe: EX3DV4 - SN3619; ConvF(7.33, 7.33, 7.33) ; Calibrated: 2021/08/25
- Sensor-Surface: 4mm (Mechanical Surface Detection)
- Electronics: DAE4 Sn1562; Calibrated: 2021/12/13
- Phantom: Twin SAM; Type: QD000P40CD; Serial: 1744
- Measurement SW: DASY52, Version 52.10 (4); SEMCAD X Version 14.6.14 (7501)

Body Top/WCDMA Band 4 Body Top Mid/Area Scan (71x91x1): Interpolated grid: dx=1.500 mm, dy=1.500 mm

Maximum value of SAR (interpolated) = 0.682 W/kg

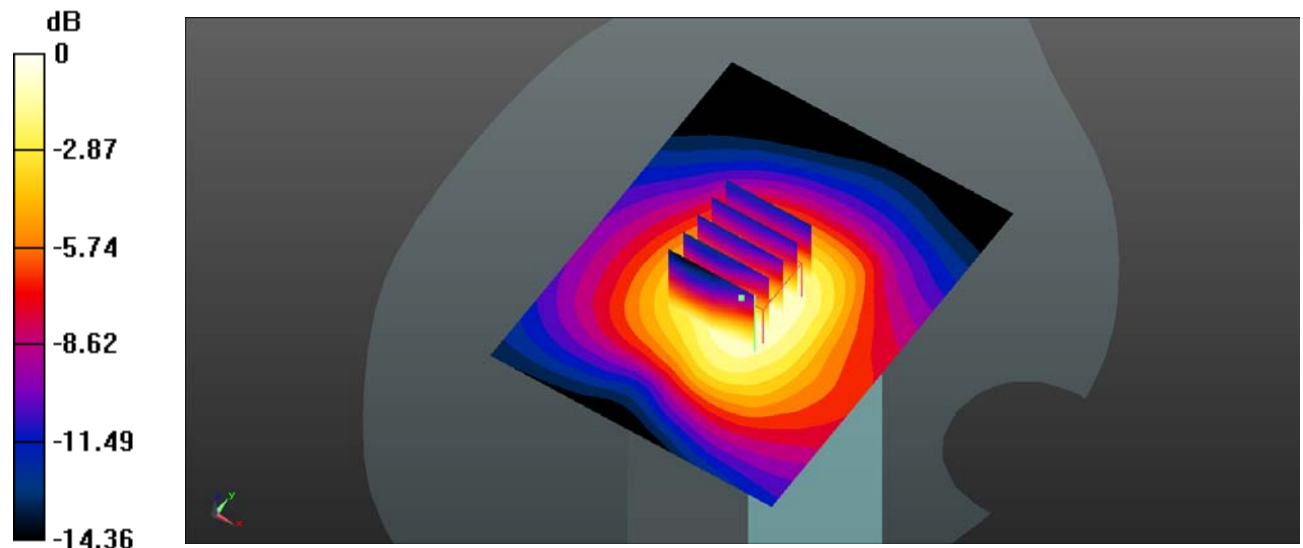
Body Top/WCDMA Band 4 Body Top Mid/Zoom Scan (7x7x7)/Cube 0: Measurement grid: dx=5mm, dy=5mm, dz=5mm

Reference Value = 26.62 V/m; Power Drift = 0.04 dB

Peak SAR (extrapolated) = 0.949 W/kg

SAR(1 g) = 0.512 W/kg; SAR(10 g) = 0.348 W/kg

Maximum value of SAR (measured) = 0.680 W/kg



0 dB = 0.680 W/kg = -1.67 dBW/kg

Plot 27#:**DUT: V73; Type: Wireless POS Terminal**

Communication System: UID 0, WCDMA (0); Frequency: 836.6 MHz; Duty Cycle: 1:1

Medium parameters used (interpolated): $f = 836.6$ MHz; $\sigma = 0.923$ S/m; $\epsilon_r = 41.989$; $\rho = 1000$ kg/m³

Phantom section: Flat Section

DASY5 Configuration:

- Probe: EX3DV4 - SN3619; ConvF(8.5, 8.5, 8.5) ; Calibrated: 2021/08/25
- Sensor-Surface: 4mm (Mechanical Surface Detection)
- Electronics: DAE4 Sn1562; Calibrated: 2021/12/13
- Phantom: Twin SAM; Type: QD000P40CD; Serial: 1744
- Measurement SW: DASY52, Version 52.10 (4); SEMCAD X Version 14.6.14 (7501)

Body Front/WCDMA Band 5 Mid/Area Scan (71x91x1): Interpolated grid: dx=1.500 mm, dy=1.500 mm

Maximum value of SAR (interpolated) = 0.249 W/kg

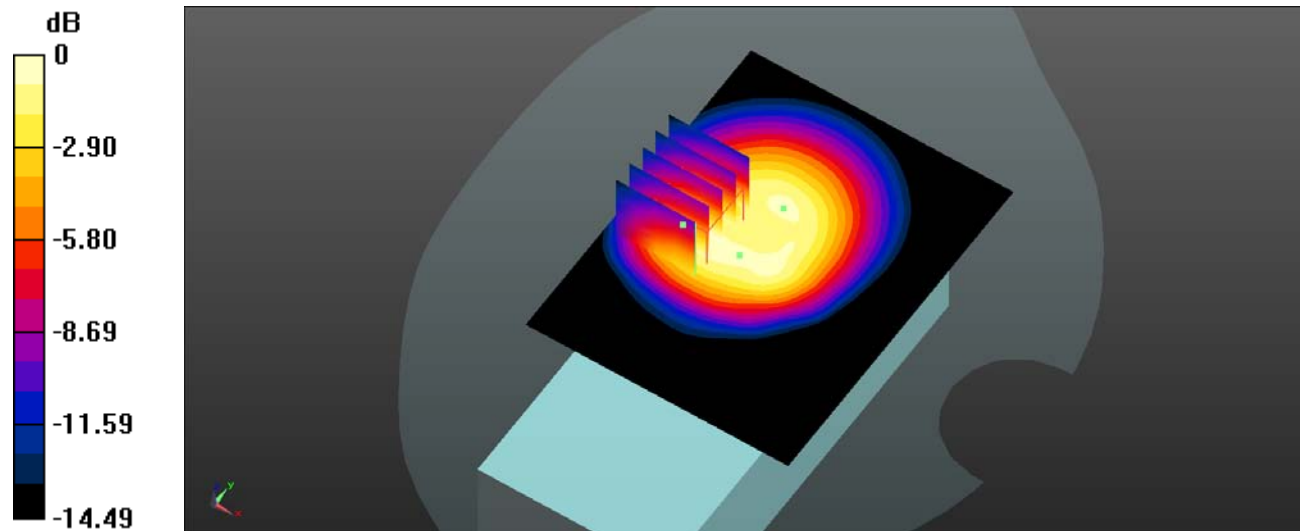
Body Front/WCDMA Band 5 Mid/Zoom Scan (5x5x7)/Cube 0: Measurement grid: dx=8mm, dy=8mm, dz=5mm

Reference Value = 11.00 V/m; Power Drift = 0.02 dB

Peak SAR (extrapolated) = 0.481 W/kg

SAR(1 g) = 0.144 W/kg; SAR(10 g) = 0.068 W/kg

Maximum value of SAR (measured) = 0.264 W/kg



0 dB = 0.264 W/kg = 5.78 dBW/kg

Plot 28#:**DUT: V73; Type: Wireless POS Terminal**

Communication System: UID 0, WCDMA (0); Frequency: 836.6 MHz; Duty Cycle: 1:1

Medium parameters used (interpolated): $f = 836.6$ MHz; $\sigma = 0.923$ S/m; $\epsilon_r = 41.989$; $\rho = 1000$ kg/m³

Phantom section: Flat Section

DASY5 Configuration:

- Probe: EX3DV4 - SN3619; ConvF(8.5, 8.5, 8.5) ; Calibrated: 2021/08/25
- Sensor-Surface: 4mm (Mechanical Surface Detection)
- Electronics: DAE4 Sn1562; Calibrated: 2021/12/13
- Phantom: Twin SAM; Type: QD000P40CD; Serial: 1744
- Measurement SW: DASY52, Version 52.10 (4); SEMCAD X Version 14.6.14 (7501)

Body Back/WCDMA Band 5 Mid/Area Scan (71x91x1): Interpolated grid: dx=1.500 mm, dy=1.500 mm

Maximum value of SAR (interpolated) = 1.19 W/kg

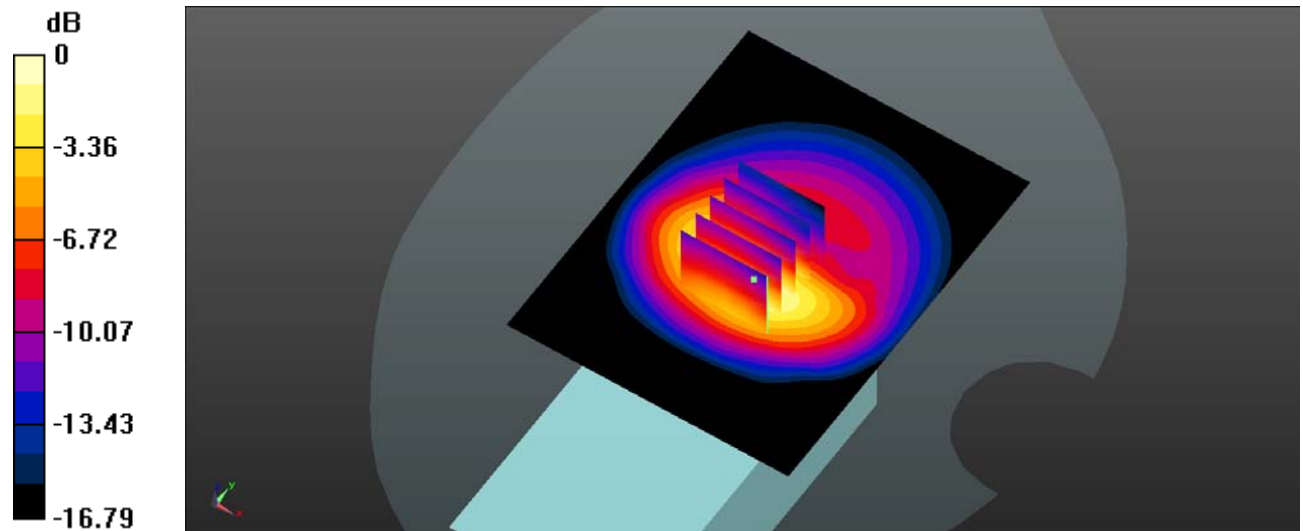
Body Back/WCDMA Band 5 Mid/Zoom Scan (5x5x7)/Cube 0: Measurement grid: dx=8mm, dy=8mm, dz=5mm

Reference Value = 12.02 V/m; Power Drift = 0.02 dB

Peak SAR (extrapolated) = 1.91 W/kg

SAR(1 g) = 0.644 W/kg; SAR(10 g) = 0.468 W/kg

Maximum value of SAR (measured) = 1.14 W/kg



0 dB = 1.14 W/kg = 0.57 dBW/kg

Plot 29#:**DUT: V73; Type: Wireless POS Terminal**

Communication System: UID 0, WCDMA (0); Frequency: 836.6 MHz; Duty Cycle: 1:1

Medium parameters used (interpolated): $f = 836.6$ MHz; $\sigma = 0.923$ S/m; $\epsilon_r = 41.989$; $\rho = 1000$ kg/m³

Phantom section: Flat Section

DASY5 Configuration:

- Probe: EX3DV4 - SN3619; ConvF(8.5, 8.5, 8.5) ; Calibrated: 2021/08/25
- Sensor-Surface: 4mm (Mechanical Surface Detection)
- Electronics: DAE4 Sn1562; Calibrated: 2021/12/13
- Phantom: Twin SAM; Type: QD000P40CD; Serial: 1744
- Measurement SW: DASY52, Version 52.10 (4); SEMCAD X Version 14.6.14 (7501)

Body Left/WCDMA Band 5 Mid/Area Scan (71x91x1): Interpolated grid: dx=1.500 mm, dy=1.500 mm

Maximum value of SAR (interpolated) = 0.582 W/kg

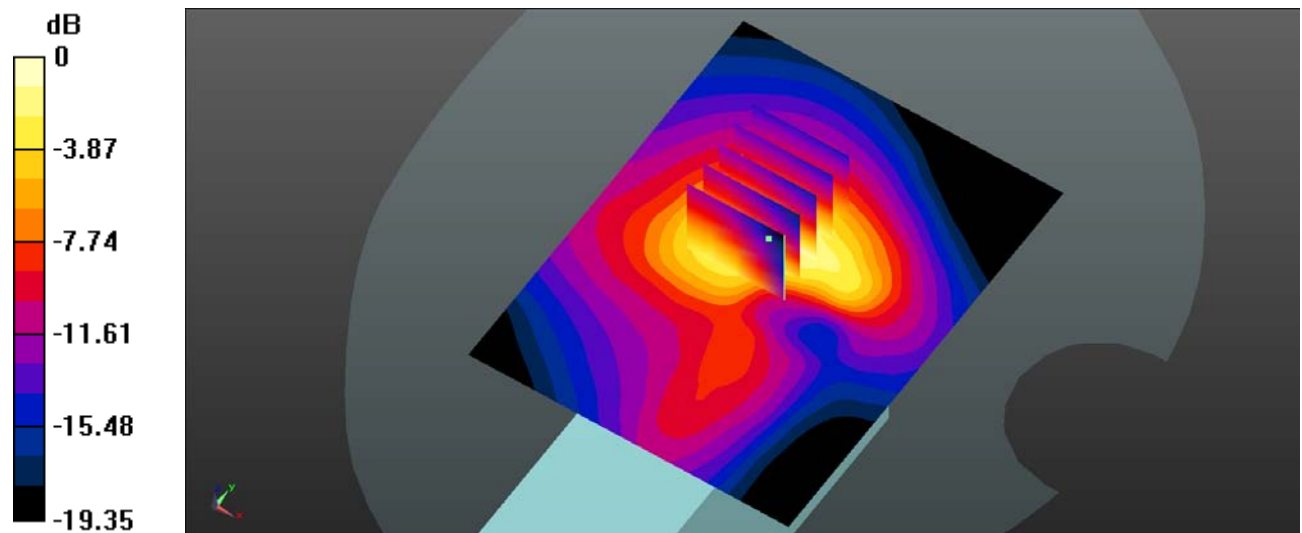
Body Left/WCDMA Band 5 Mid/Zoom Scan (5x5x7)/Cube 0: Measurement grid: dx=8mm, dy=8mm, dz=5mm

Reference Value = 22.94 V/m; Power Drift = 0.01 dB

Peak SAR (extrapolated) = 1.34 W/kg

SAR(1 g) = 0.564 W/kg; SAR(10 g) = 0.274 W/kg

Maximum value of SAR (measured) = 0.607 W/kg



0 dB = 0.607 W/kg = -2.17 dBW/kg

Plot 30#:**DUT: V73; Type: Wireless POS Terminal**

Communication System: UID 0, WCDMA (0); Frequency: 836.6 MHz; Duty Cycle: 1:1

Medium parameters used (interpolated): $f = 836.6$ MHz; $\sigma = 0.923$ S/m; $\epsilon_r = 41.989$; $\rho = 1000$ kg/m³

Phantom section: Flat Section

DASY5 Configuration:

- Probe: EX3DV4 - SN3619; ConvF(8.5, 8.5, 8.5) ; Calibrated: 2021/08/25
- Sensor-Surface: 4mm (Mechanical Surface Detection)
- Electronics: DAE4 Sn1562; Calibrated: 2021/12/13
- Phantom: Twin SAM; Type: QD000P40CD; Serial: 1744
- Measurement SW: DASY52, Version 52.10 (4); SEMCAD X Version 14.6.14 (7501)

Body Right/WCDMA Band 5 Mid/Area Scan (71x91x1): Interpolated grid: dx=1.500 mm, dy=1.500 mm

Maximum value of SAR (interpolated) = 0.235 W/kg

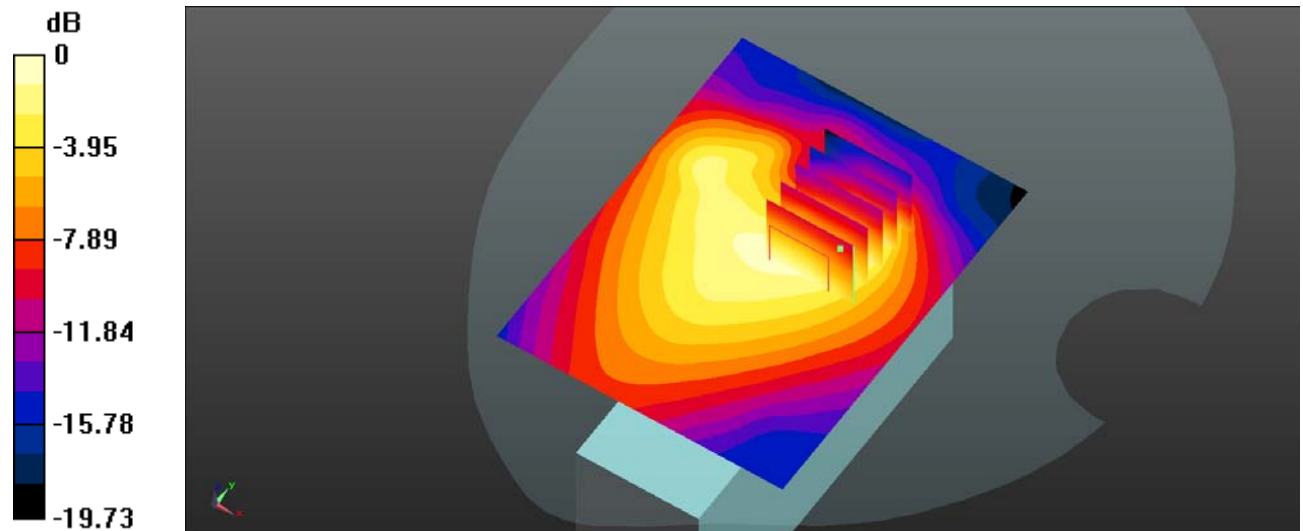
Body Right/WCDMA Band 5 Mid/Zoom Scan (5x5x7)/Cube 0: Measurement grid: dx=8mm, dy=8mm, dz=5mm

Reference Value = 8.643 V/m; Power Drift = -0.02 dB

Peak SAR (extrapolated) = 0.427 W/kg

SAR(1 g) = 0.205 W/kg; SAR(10 g) = 0.114 W/kg

Maximum value of SAR (measured) = 0.222 W/kg



Plot 31#:**DUT: V73; Type: Wireless POS Terminal**

Communication System: UID 0, WCDMA (0); Frequency: 836.6 MHz; Duty Cycle: 1:1

Medium parameters used (interpolated): $f = 836.6$ MHz; $\sigma = 0.921$ S/m; $\epsilon_r = 41.964$; $\rho = 1000$ kg/m³

Phantom section: Flat Section

DASY5 Configuration:

- Probe: EX3DV4 - SN3619; ConvF(8.5, 8.5, 8.5) ; Calibrated: 2021/08/25
- Sensor-Surface: 4mm (Mechanical Surface Detection)
- Electronics: DAE4 Sn1562; Calibrated: 2021/12/13
- Phantom: Twin SAM; Type: QD000P40CD; Serial: 1744
- Measurement SW: DASY52, Version 52.10 (4); SEMCAD X Version 14.6.14 (7501)

Body Top/WCDMA Band 5 Mid/Area Scan (71x91x1): Interpolated grid: dx=1.500 mm, dy=1.500 mm

Maximum value of SAR (interpolated) = 0.485 W/kg

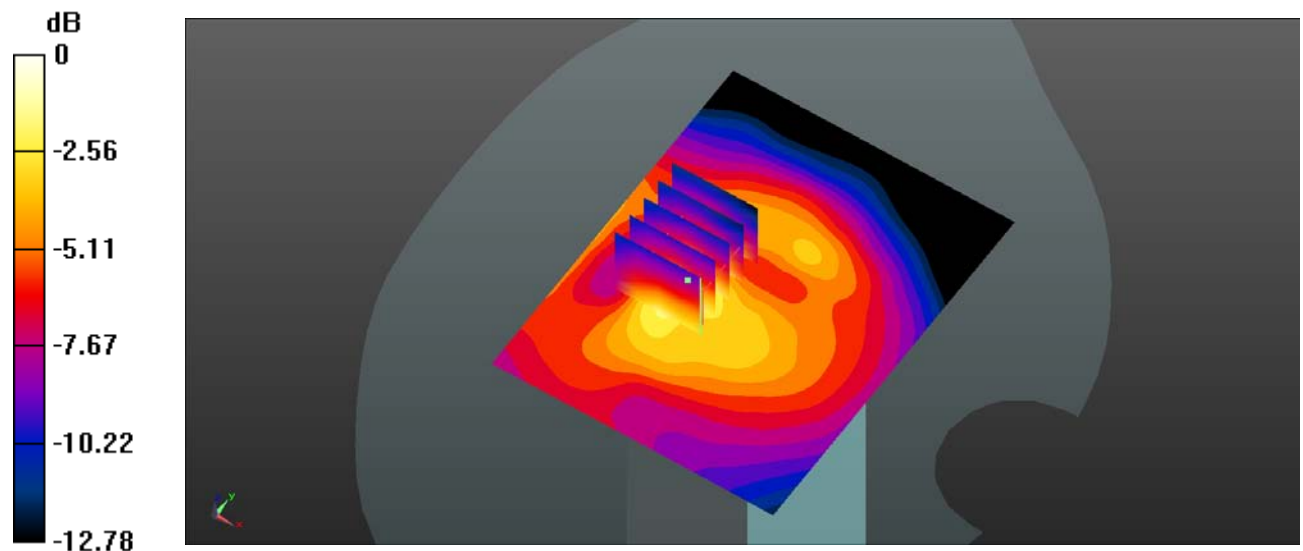
Body Top/WCDMA Band 5 Mid/Zoom Scan (5x5x7)/Cube 0: Measurement grid: dx=8mm, dy=8mm, dz=5mm

Reference Value = 18.91 V/m; Power Drift = 0.13 dB

Peak SAR (extrapolated) = 0.968 W/kg

SAR(1 g) = 0.434 W/kg; SAR(10 g) = 0.252 W/kg

Maximum value of SAR (measured) = 0.466 W/kg



0 dB = 0.466 W/kg = -3.32 dBW/kg

Plot 32#:**DUT: V73; Type: Wireless POS Terminal**

Communication System: UID 0, Generic FDD-LTE (0); Frequency: 1880 MHz; Duty Cycle: 1:1

Medium parameters used (interpolated): $f = 1880$ MHz; $\sigma = 1.423$ S/m; $\epsilon_r = 41.654$; $\rho = 1000$ kg/m³

Phantom section: Flat Section

DASY5 Configuration:

- Probe: EX3DV4 - SN3619; ConvF(7.07, 7.07, 7.07) ; Calibrated: 2021/08/25
- Sensor-Surface: 4mm (Mechanical Surface Detection)
- Electronics: DAE4 Sn1562; Calibrated: 2021/12/13
- Phantom: Twin SAM; Type: QD000P40CD; Serial: 1744
- Measurement SW: DASY52, Version 52.10 (4); SEMCAD X Version 14.6.14 (7501)

Body Front/LTE Band 2 1RB Mid/Area Scan (71x91x1): Interpolated grid: dx=1.500 mm, dy=1.500 mm

Maximum value of SAR (interpolated) = 0.415 W/kg

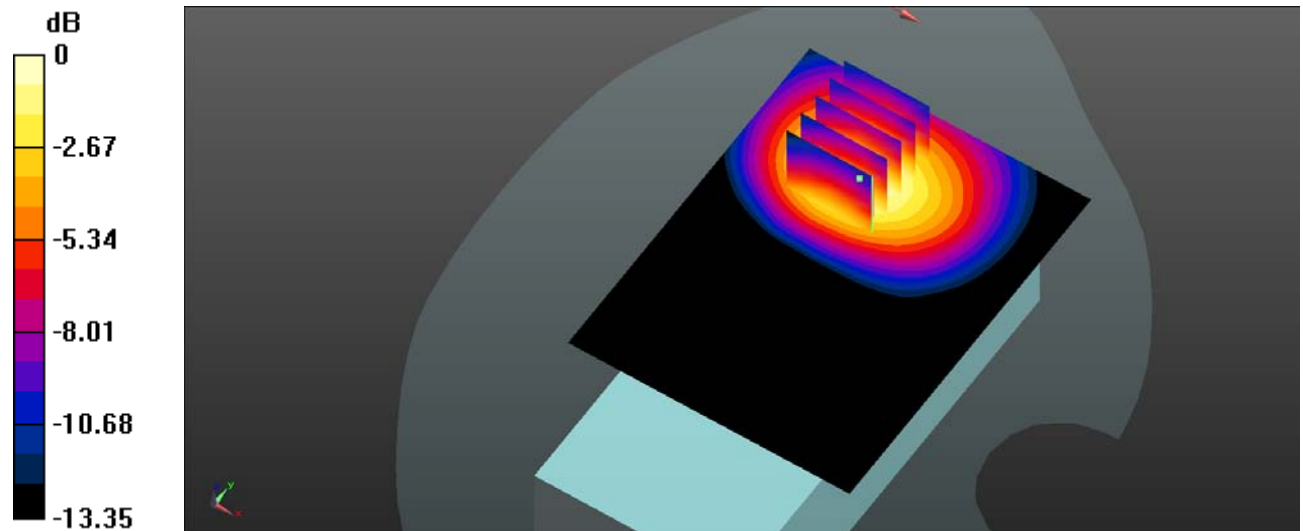
Body Front/LTE Band 2 1RB Mid/Zoom Scan (5x5x7)/Cube 0: Measurement grid: dx=8mm, dy=8mm, dz=5mm

Reference Value = 13.06 V/m; Power Drift = -0.12 dB

Peak SAR (extrapolated) = 0.707 W/kg

SAR(1 g) = 0.301 W/kg; SAR(10 g) = 0.172 W/kg

Maximum value of SAR (measured) = 0.426 W/kg



0 dB = 0.426 W/kg = -3.71 dBW/kg

Plot 33#:**DUT: V73; Type: Wireless POS Terminal**

Communication System: UID 0, Generic FDD-LTE (0); Frequency: 1880 MHz; Duty Cycle: 1:1

Medium parameters used (interpolated): $f = 1880$ MHz; $\sigma = 1.423$ S/m; $\epsilon_r = 41.654$; $\rho = 1000$ kg/m³

Phantom section: Flat Section

DASY5 Configuration:

- Probe: EX3DV4 - SN3619; ConvF(7.07, 7.07, 7.07) ; Calibrated: 2021/08/25
- Sensor-Surface: 4mm (Mechanical Surface Detection)
- Electronics: DAE4 Sn1562; Calibrated: 2021/12/13
- Phantom: Twin SAM; Type: QD000P40CD; Serial: 1744
- Measurement SW: DASY52, Version 52.10 (4); SEMCAD X Version 14.6.14 (7501)

Body Front/LTE Band 2 50%RB Mid/Area Scan (71x91x1): Interpolated grid: dx=1.500 mm, dy=1.500 mm

Maximum value of SAR (interpolated) = 0.415 W/kg

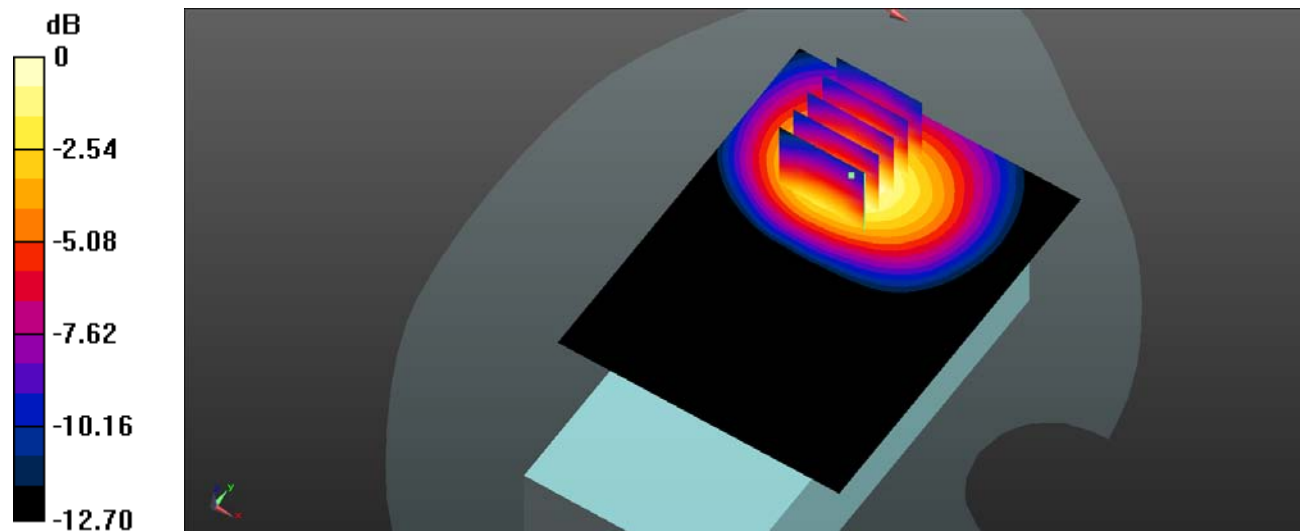
Body Front/LTE Band 2 50%RB Mid/Zoom Scan (5x5x7)/Cube 0: Measurement grid: dx=8mm, dy=8mm, dz=5mm

Reference Value = 12.06 V/m; Power Drift = -0.12 dB

Peak SAR (extrapolated) = 0.822 W/kg

SAR(1 g) = 0.285 W/kg; SAR(10 g) = 0.167 W/kg

Maximum value of SAR (measured) = 0.395 W/kg



0 dB = 0.395 W/kg = -4.03 dBW/kg

Plot 34#:**DUT: V73; Type: Wireless POS Terminal**

Communication System: UID 0, Generic FDD-LTE (0); Frequency: 1860 MHz; Duty Cycle: 1:1

Medium parameters used (interpolated): $f = 1860$ MHz; $\sigma = 1.413$ S/m; $\epsilon_r = 41.708$; $\rho = 1000$ kg/m³

Phantom section: Flat Section

DASY5 Configuration:

- Probe: EX3DV4 - SN3619; ConvF(7.07, 7.07, 7.07) ; Calibrated: 2021/08/25
- Sensor-Surface: 4mm (Mechanical Surface Detection)
- Electronics: DAE4 Sn1562; Calibrated: 2021/12/13
- Phantom: Twin SAM; Type: QD000P40CD; Serial: 1744
- Measurement SW: DASY52, Version 52.10 (4); SEMCAD X Version 14.6.14 (7501)

Body Back/LTE Band 2 1RB Low/Area Scan (71x91x1): Interpolated grid: dx=1.500 mm, dy=1.500 mm

Maximum value of SAR (interpolated) = 1.88 W/kg

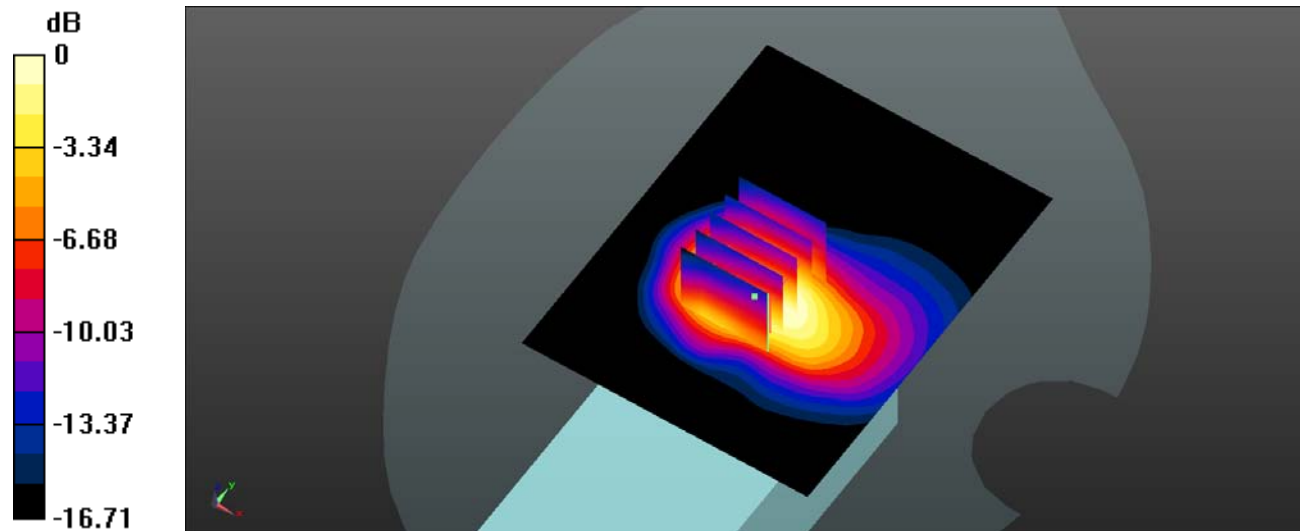
Body Back/LTE Band 2 1RB Low/Zoom Scan (5x5x7)/Cube 0: Measurement grid: dx=8mm, dy=8mm, dz=5mm

Reference Value = 13.42 V/m; Power Drift = -0.11 dB

Peak SAR (extrapolated) = 2.11 W/kg

SAR(1 g) = 0.943 W/kg; SAR(10 g) = 0.394 W/kg

Maximum value of SAR (measured) = 1.63 W/kg



0 dB = 1.63 W/kg = 2.12 dBW/kg

Plot 35#:**DUT: V73; Type: Wireless POS Terminal**

Communication System: UID 0, Generic FDD-LTE (0); Frequency: 1880 MHz; Duty Cycle: 1:1

Medium parameters used (interpolated): $f = 1880$ MHz; $\sigma = 1.423$ S/m; $\epsilon_r = 41.654$; $\rho = 1000$ kg/m³

Phantom section: Flat Section

DASY5 Configuration:

- Probe: EX3DV4 - SN3619; ConvF(7.07, 7.07, 7.07) ; Calibrated: 2021/08/25
- Sensor-Surface: 4mm (Mechanical Surface Detection)
- Electronics: DAE4 Sn1562; Calibrated: 2021/12/13
- Phantom: Twin SAM; Type: QD000P40CD; Serial: 1744
- Measurement SW: DASY52, Version 52.10 (4); SEMCAD X Version 14.6.14 (7501)

Body Back/LTE Band 2 1RB Mid/Area Scan (71x91x1): Interpolated grid: dx=1.500 mm, dy=1.500 mm

Maximum value of SAR (interpolated) = 1.75 W/kg

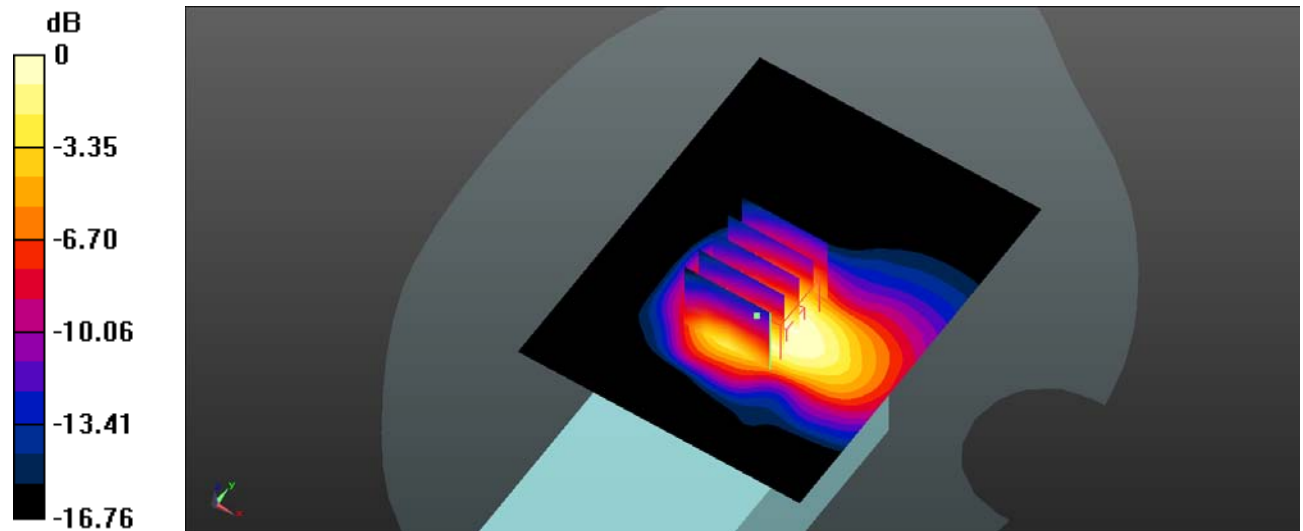
Body Back/LTE Band 2 1RB Mid/Zoom Scan (5x5x7)/Cube 0: Measurement grid: dx=8mm, dy=8mm, dz=5mm

Reference Value = 13.06 V/m; Power Drift = -0.12 dB

Peak SAR (extrapolated) = 2.07 W/kg

SAR(1 g) = 0.921 W/kg; SAR(10 g) = 0.372 W/kg

Maximum value of SAR (measured) = 1.26 W/kg



0 dB = 1.26 W/kg = 1.00 dBW/kg

Plot 36#:**DUT: V73; Type: Wireless POS Terminal**

Communication System: UID 0, Generic FDD-LTE (0); Frequency: 1900 MHz; Duty Cycle: 1:1

Medium parameters used: $f = 1900$ MHz; $\sigma = 1.437$ S/m; $\epsilon_r = 41.591$; $\rho = 1000$ kg/m³

Phantom section: Flat Section

DASY5 Configuration:

- Probe: EX3DV4 - SN3619; ConvF(7.07, 7.07, 7.07) ; Calibrated: 2021/08/25
- Sensor-Surface: 4mm (Mechanical Surface Detection)
- Electronics: DAE4 Sn1562; Calibrated: 2021/12/13
- Phantom: Twin SAM; Type: QD000P40CD; Serial: 1744
- Measurement SW: DASY52, Version 52.10 (4); SEMCAD X Version 14.6.14 (7501)

Body Back/LTE Band 2 1RB High/Area Scan (71x91x1): Interpolated grid: dx=1.500 mm, dy=1.500 mm

Maximum value of SAR (interpolated) = 1.72 W/kg

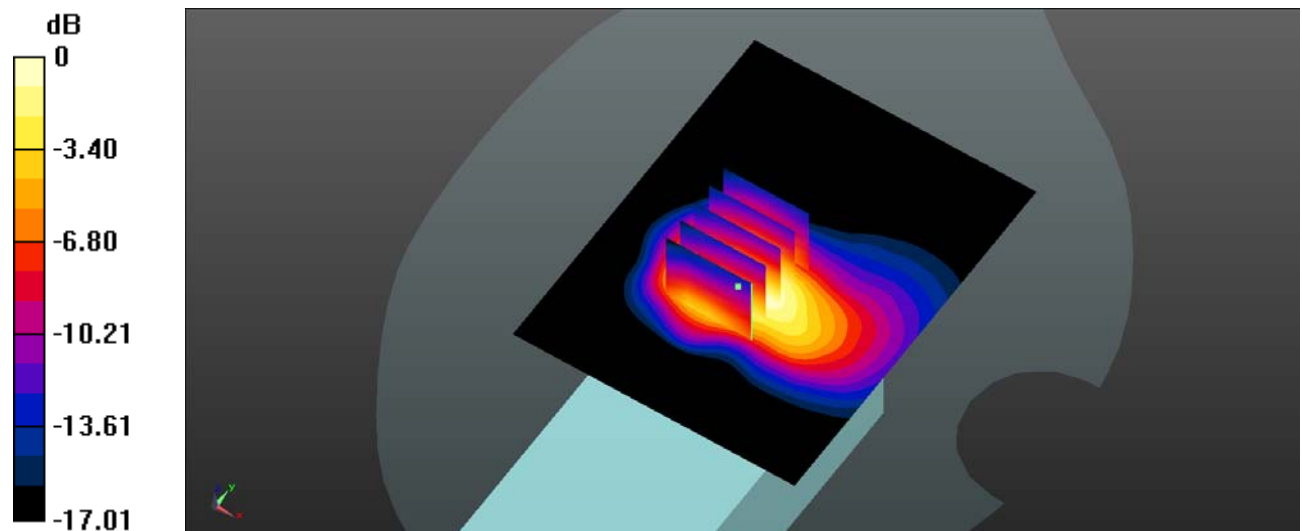
Body Back/LTE Band 2 1RB High/Zoom Scan (5x5x7)/Cube 0: Measurement grid: dx=8mm, dy=8mm, dz=5mm

Reference Value = 11.61 V/m; Power Drift = -0.11 dB

Peak SAR (extrapolated) = 2.87 W/kg

SAR(1 g) = 1.02 W/kg; SAR(10 g) = 0.398 W/kg

Maximum value of SAR (measured) = 1.89 W/kg



0 dB = 1.89 W/kg = 2.76 dBW/kg

Plot 37#:**DUT: V73; Type: Wireless POS Terminal**

Communication System: UID 0, Generic FDD-LTE (0); Frequency: 1860 MHz; Duty Cycle: 1:1

Medium parameters used (interpolated): $f = 1860$ MHz; $\sigma = 1.413$ S/m; $\epsilon_r = 41.708$; $\rho = 1000$ kg/m³

Phantom section: Flat Section

DASY5 Configuration:

- Probe: EX3DV4 - SN3619; ConvF(7.07, 7.07, 7.07) ; Calibrated: 2021/08/25
- Sensor-Surface: 4mm (Mechanical Surface Detection)
- Electronics: DAE4 Sn1562; Calibrated: 2021/12/13
- Phantom: Twin SAM; Type: QD000P40CD; Serial: 1744
- Measurement SW: DASY52, Version 52.10 (4); SEMCAD X Version 14.6.14 (7501)

Body Back/LTE Band 2 50%RB Low/Area Scan (71x91x1): Interpolated grid: dx=1.500 mm, dy=1.500 mm

Maximum value of SAR (interpolated) = 1.45 W/kg

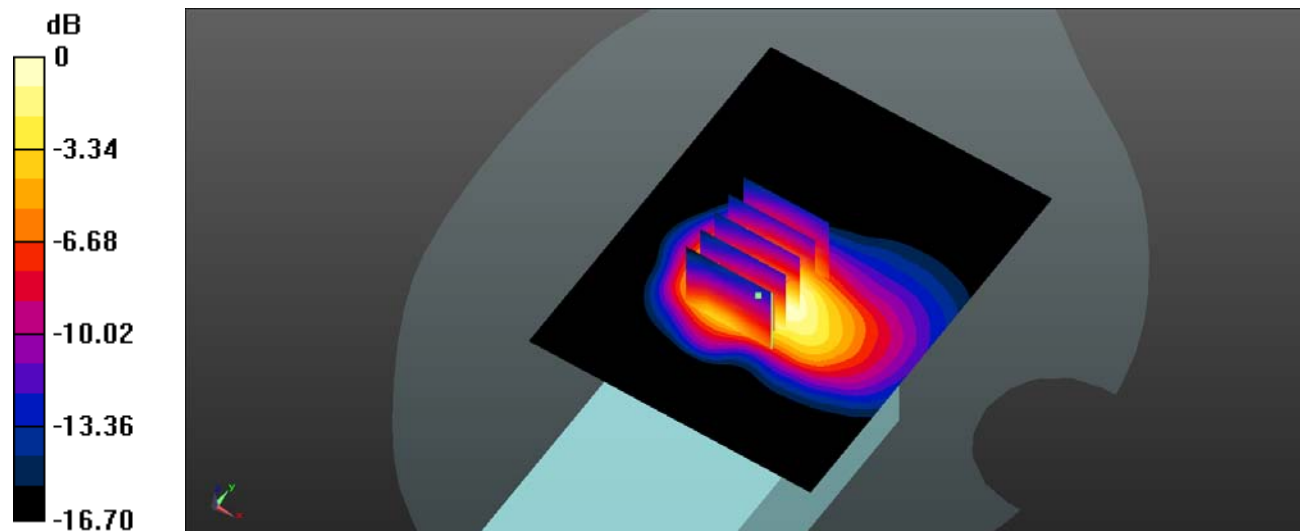
Body Back/LTE Band 2 50%RB Low/Zoom Scan (5x5x7)/Cube 0: Measurement grid: dx=8mm, dy=8mm, dz=5mm

Reference Value = 13.87 V/m; Power Drift = 0.03 dB

Peak SAR (extrapolated) = 2.76 W/kg

SAR(1 g) = 0.962 W/kg; SAR(10 g) = 0.346 W/kg

Maximum value of SAR (measured) = 1.77 W/kg



0 dB = 1.77 W/kg = 2.48 dBW/kg

Plot 38#:**DUT: V73; Type: Wireless POS Terminal**

Communication System: UID 0, Generic FDD-LTE (0); Frequency: 1880 MHz; Duty Cycle: 1:1

Medium parameters used (interpolated): $f = 1880$ MHz; $\sigma = 1.423$ S/m; $\epsilon_r = 41.654$; $\rho = 1000$ kg/m³

Phantom section: Flat Section

DASY5 Configuration:

- Probe: EX3DV4 - SN3619; ConvF(7.07, 7.07, 7.07) ; Calibrated: 2021/08/25
- Sensor-Surface: 4mm (Mechanical Surface Detection)
- Electronics: DAE4 Sn1562; Calibrated: 2021/12/13
- Phantom: Twin SAM; Type: QD000P40CD; Serial: 1744
- Measurement SW: DASY52, Version 52.10 (4); SEMCAD X Version 14.6.14 (7501)

Body Back/LTE Band 2 50%RB Mid/Area Scan (71x91x1): Interpolated grid: dx=1.500 mm, dy=1.500 mm

Maximum value of SAR (interpolated) = 1.49 W/kg

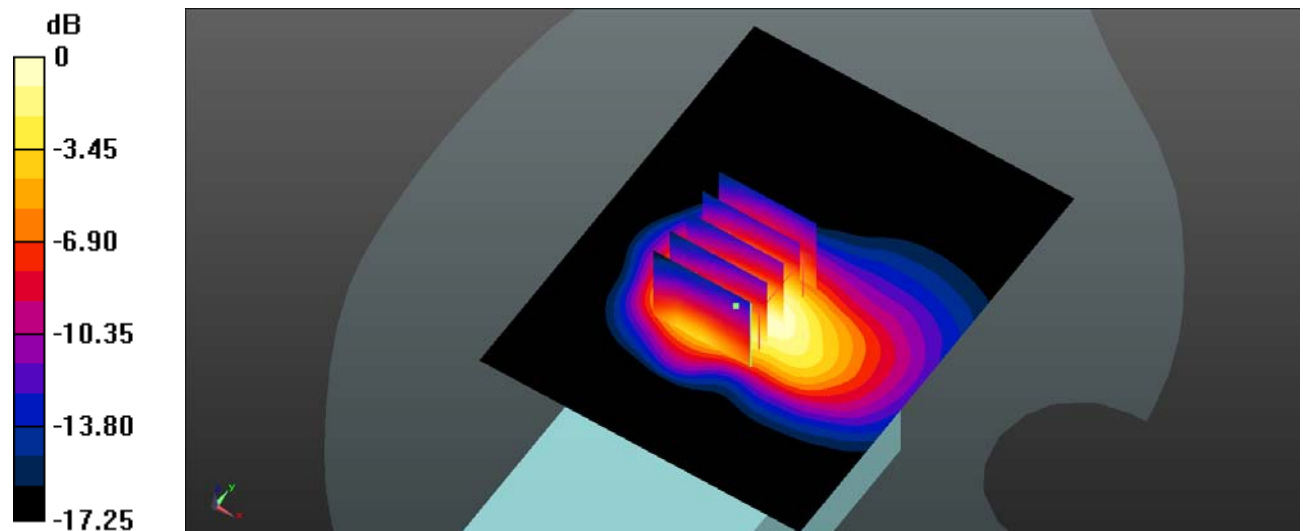
Body Back/LTE Band 2 50%RB Mid/Zoom Scan (5x5x7)/Cube 0: Measurement grid: dx=8mm, dy=8mm, dz=5mm

Reference Value = 13.31 V/m; Power Drift = 0.13 dB

Peak SAR (extrapolated) = 2.80 W/kg

SAR(1 g) = 0.955 W/kg; SAR(10 g) = 0.347 W/kg

Maximum value of SAR (measured) = 1.79 W/kg



0 dB = 1.79 W/kg = 2.53 dBW/kg

Plot 39#:**DUT: V73; Type: Wireless POS Terminal**

Communication System: UID 0, Generic FDD-LTE (0); Frequency: 1900 MHz; Duty Cycle: 1:1

Medium parameters used: $f = 1900$ MHz; $\sigma = 1.437$ S/m; $\epsilon_r = 41.591$; $\rho = 1000$ kg/m³

Phantom section: Flat Section

DASY5 Configuration:

- Probe: EX3DV4 - SN3619; ConvF(7.07, 7.07, 7.07) ; Calibrated: 2021/08/25
- Sensor-Surface: 4mm (Mechanical Surface Detection)
- Electronics: DAE4 Sn1562; Calibrated: 2021/12/13
- Phantom: Twin SAM; Type: QD000P40CD; Serial: 1744
- Measurement SW: DASY52, Version 52.10 (4); SEMCAD X Version 14.6.14 (7501)

Body Back/LTE Band 2 50%RB High/Area Scan (71x91x1): Interpolated grid: dx=1.500 mm, dy=1.500 mm

Maximum value of SAR (interpolated) = 1.52 W/kg

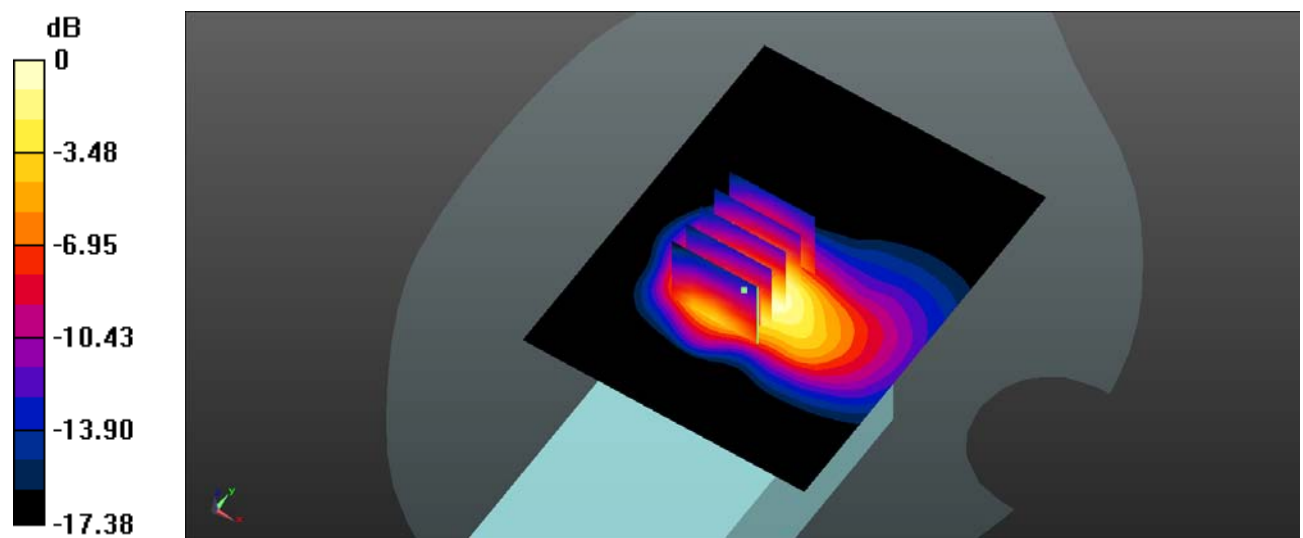
Body Back/LTE Band 2 50%RB High/Zoom Scan (5x5x7)/Cube 0: Measurement grid: dx=8mm, dy=8mm, dz=5mm

Reference Value = 14.30 V/m; Power Drift = -0.14 dB

Peak SAR (extrapolated) = 2.12 W/kg

SAR(1 g) = 0.942 W/kg; SAR(10 g) = 0.355 W/kg

Maximum value of SAR (measured) = 1.42 W/kg



0 dB = 1.42 W/kg = 1.52 dBW/kg

Plot 40#:**DUT: V73; Type: Wireless POS Terminal**

Communication System: UID 0, Generic FDD-LTE (0); Frequency: 1880 MHz; Duty Cycle: 1:1

Medium parameters used (interpolated): $f = 1880$ MHz; $\sigma = 1.423$ S/m; $\epsilon_r = 41.654$; $\rho = 1000$ kg/m³

Phantom section: Flat Section

DASY5 Configuration:

- Probe: EX3DV4 - SN3619; ConvF(7.07, 7.07, 7.07) ; Calibrated: 2021/08/25
- Sensor-Surface: 4mm (Mechanical Surface Detection)
- Electronics: DAE4 Sn1562; Calibrated: 2021/12/13
- Phantom: Twin SAM; Type: QD000P40CD; Serial: 1744
- Measurement SW: DASY52, Version 52.10 (4); SEMCAD X Version 14.6.14 (7501)

Body Back/LTE Band 2 100%RB Mid/Area Scan (71x91x1): Interpolated grid: $dx=1.500$ mm, $dy=1.500$ mm

Maximum value of SAR (interpolated) = 1.55 W/kg

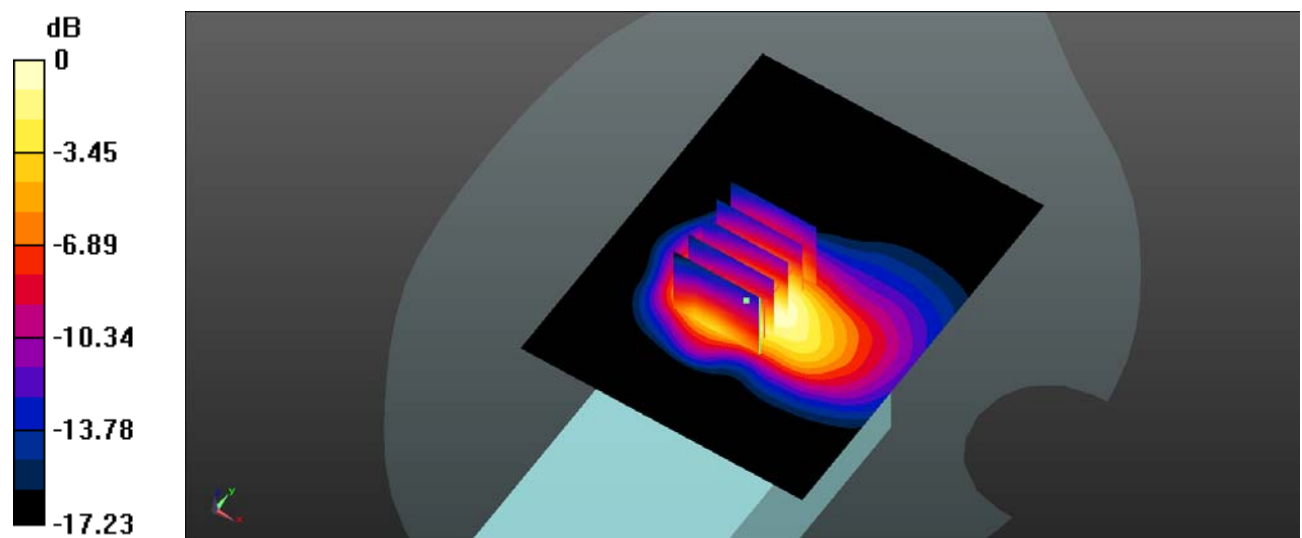
Body Back/LTE Band 2 100%RB Mid/Zoom Scan (5x5x7)/Cube 0: Measurement grid: $dx=8$ mm, $dy=8$ mm, $dz=5$ mm

Reference Value = 13.25 V/m; Power Drift = 0.07 dB

Peak SAR (extrapolated) = 2.88 W/kg

SAR(1 g) = 0.882 W/kg; SAR(10 g) = 0.345 W/kg

Maximum value of SAR (measured) = 1.80 W/kg



0 dB = 1.80 W/kg = 2.55 dBW/kg

Plot 41#:**DUT: V73; Type: Wireless POS Terminal**

Communication System: UID 0, Generic FDD-LTE (0); Frequency: 1880 MHz; Duty Cycle: 1:1

Medium parameters used (interpolated): $f = 1880$ MHz; $\sigma = 1.423$ S/m; $\epsilon_r = 41.654$; $\rho = 1000$ kg/m³

Phantom section: Flat Section

DASY5 Configuration:

- Probe: EX3DV4 - SN3619; ConvF(7.07, 7.07, 7.07) ; Calibrated: 2021/08/25
- Sensor-Surface: 4mm (Mechanical Surface Detection)
- Electronics: DAE4 Sn1562; Calibrated: 2021/12/13
- Phantom: Twin SAM; Type: QD000P40CD; Serial: 1744
- Measurement SW: DASY52, Version 52.10 (4); SEMCAD X Version 14.6.14 (7501)

Body Left/LTE Band 2 1RB Mid/Area Scan (71x91x1): Interpolated grid: $dx=1.500$ mm, $dy=1.500$ mm

Maximum value of SAR (interpolated) = 0.319 W/kg

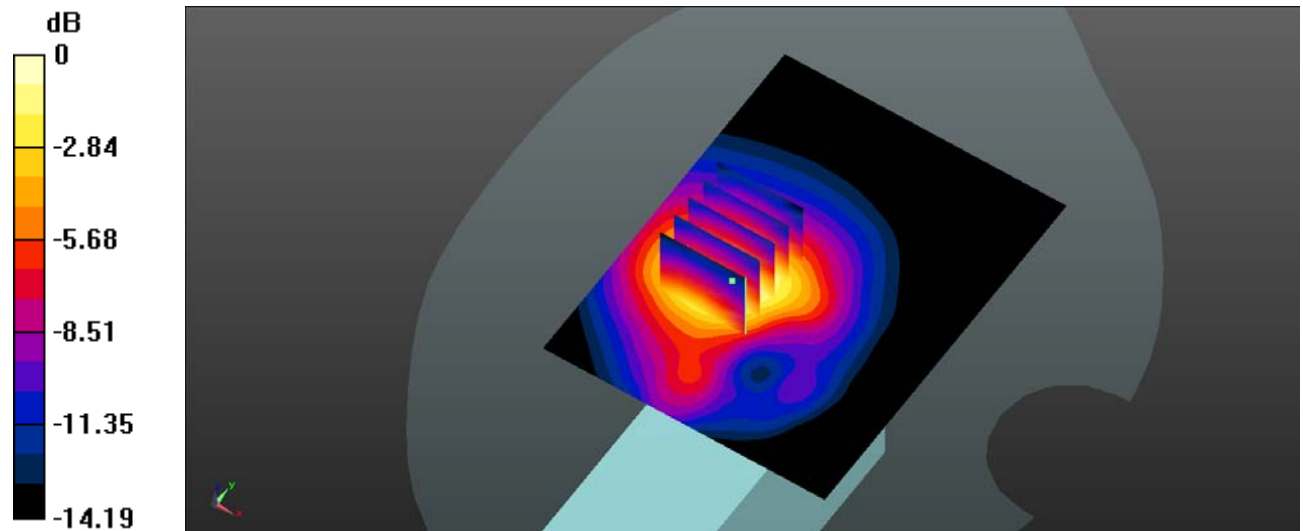
Body Left/LTE Band 2 1RB Mid/Zoom Scan (5x5x7)/Cube 0: Measurement grid: $dx=8$ mm, $dy=8$ mm, $dz=5$ mm

Reference Value = 10.59 V/m; Power Drift = -0.16 dB

Peak SAR (extrapolated) = 0.652 W/kg

SAR(1 g) = 0.203 W/kg; SAR(10 g) = 0.115 W/kg

Maximum value of SAR (measured) = 0.315 W/kg



0 dB = 0.315 W/kg = -5.02 dBW/kg

Plot 42#:**DUT: V73; Type: Wireless POS Terminal**

Communication System: UID 0, Generic FDD-LTE (0); Frequency: 1880 MHz; Duty Cycle: 1:1

Medium parameters used (interpolated): $f = 1880$ MHz; $\sigma = 1.423$ S/m; $\epsilon_r = 41.654$; $\rho = 1000$ kg/m³

Phantom section: Flat Section

DASY5 Configuration:

- Probe: EX3DV4 - SN3619; ConvF(7.07, 7.07, 7.07) ; Calibrated: 2021/08/25
- Sensor-Surface: 4mm (Mechanical Surface Detection)
- Electronics: DAE4 Sn1562; Calibrated: 2021/12/13
- Phantom: Twin SAM; Type: QD000P40CD; Serial: 1744
- Measurement SW: DASY52, Version 52.10 (4); SEMCAD X Version 14.6.14 (7501)

Body Left/LTE Band 2 50%RB Mid/Area Scan (71x91x1): Interpolated grid: dx=1.500 mm, dy=1.500 mm

Maximum value of SAR (interpolated) = 0.183 W/kg

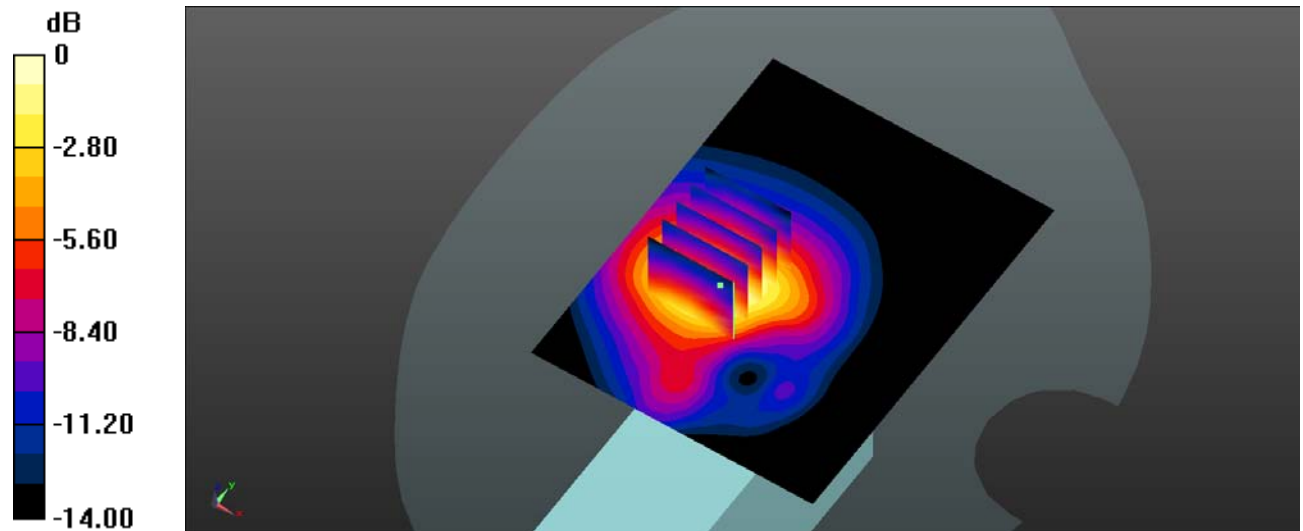
Body Left/LTE Band 2 50%RB Mid/Zoom Scan (5x5x7)/Cube 0: Measurement grid: dx=8mm, dy=8mm, dz=5mm

Reference Value = 10.88 V/m; Power Drift = -0.03 dB

Peak SAR (extrapolated) = 0.348 W/kg

SAR(1 g) = 0.178 W/kg; SAR(10 g) = 0.092 W/kg

Maximum value of SAR (measured) = 0.195 W/kg



Plot 42#:**DUT: V73; Type: Wireless POS Terminal**

Communication System: UID 0, Generic FDD-LTE (0); Frequency: 1880 MHz; Duty Cycle: 1:1

Medium parameters used (interpolated): $f = 1880$ MHz; $\sigma = 1.423$ S/m; $\epsilon_r = 41.654$; $\rho = 1000$ kg/m³

Phantom section: Flat Section

DASY5 Configuration:

- Probe: EX3DV4 - SN3619; ConvF(7.07, 7.07, 7.07) ; Calibrated: 2021/08/25
- Sensor-Surface: 4mm (Mechanical Surface Detection)
- Electronics: DAE4 Sn1562; Calibrated: 2021/12/13
- Phantom: Twin SAM; Type: QD000P40CD; Serial: 1744
- Measurement SW: DASY52, Version 52.10 (4); SEMCAD X Version 14.6.14 (7501)

Body Right/LTE Band 2 1RB Mid/Area Scan (71x91x1): Interpolated grid: dx=1.500 mm, dy=1.500 mm

Maximum value of SAR (interpolated) = 0.241 W/kg

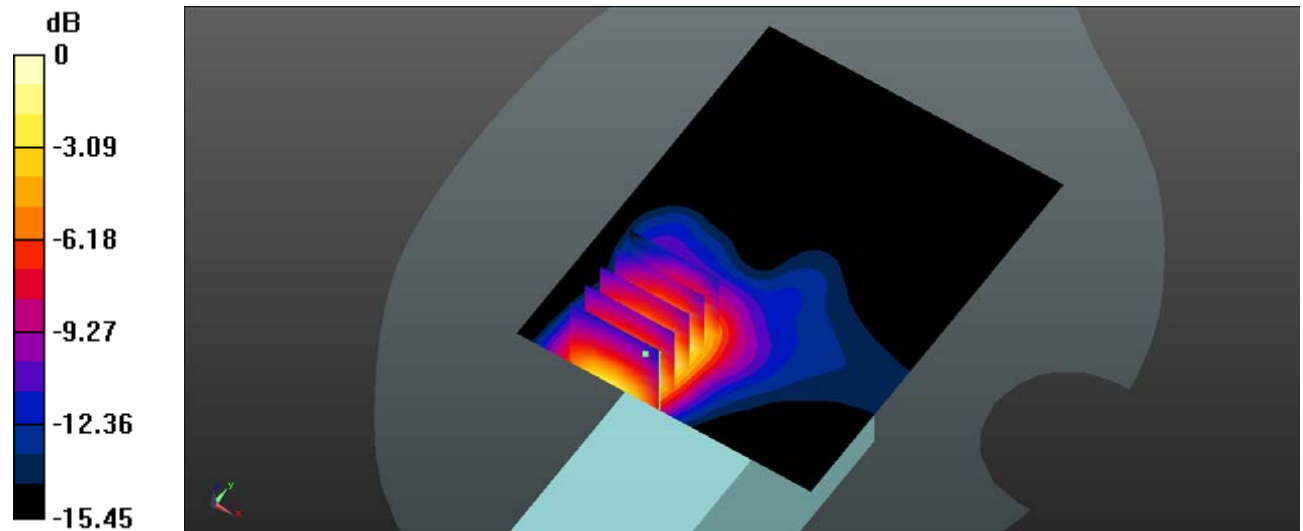
Body Right/LTE Band 2 1RB Mid/Zoom Scan (5x5x7)/Cube 0: Measurement grid: dx=8mm, dy=8mm, dz=5mm

Reference Value = 6.163 V/m; Power Drift = -0.10 dB

Peak SAR (extrapolated) = 0.589 W/kg

SAR(1 g) = 0.169 W/kg; SAR(10 g) = 0.085 W/kg

Maximum value of SAR (measured) = 0.256 W/kg



0 dB = 0.256 W/kg = -5.92 dBW/kg

Plot 44#:**DUT: V73; Type: Wireless POS Terminal**

Communication System: UID 0, Generic FDD-LTE (0); Frequency: 1880 MHz; Duty Cycle: 1:1

Medium parameters used (interpolated): $f = 1880$ MHz; $\sigma = 1.423$ S/m; $\epsilon_r = 41.654$; $\rho = 1000$ kg/m³

Phantom section: Flat Section

DASY5 Configuration:

- Probe: EX3DV4 - SN3619; ConvF(7.07, 7.07, 7.07) ; Calibrated: 2021/08/25
- Sensor-Surface: 4mm (Mechanical Surface Detection)
- Electronics: DAE4 Sn1562; Calibrated: 2021/12/13
- Phantom: Twin SAM; Type: QD000P40CD; Serial: 1744
- Measurement SW: DASY52, Version 52.10 (4); SEMCAD X Version 14.6.14 (7501)

Body Right/LTE Band 2 50%RB Mid/Area Scan (71x91x1): Interpolated grid: dx=1.500 mm, dy=1.500 mm

Maximum value of SAR (interpolated) = 0.176 W/kg

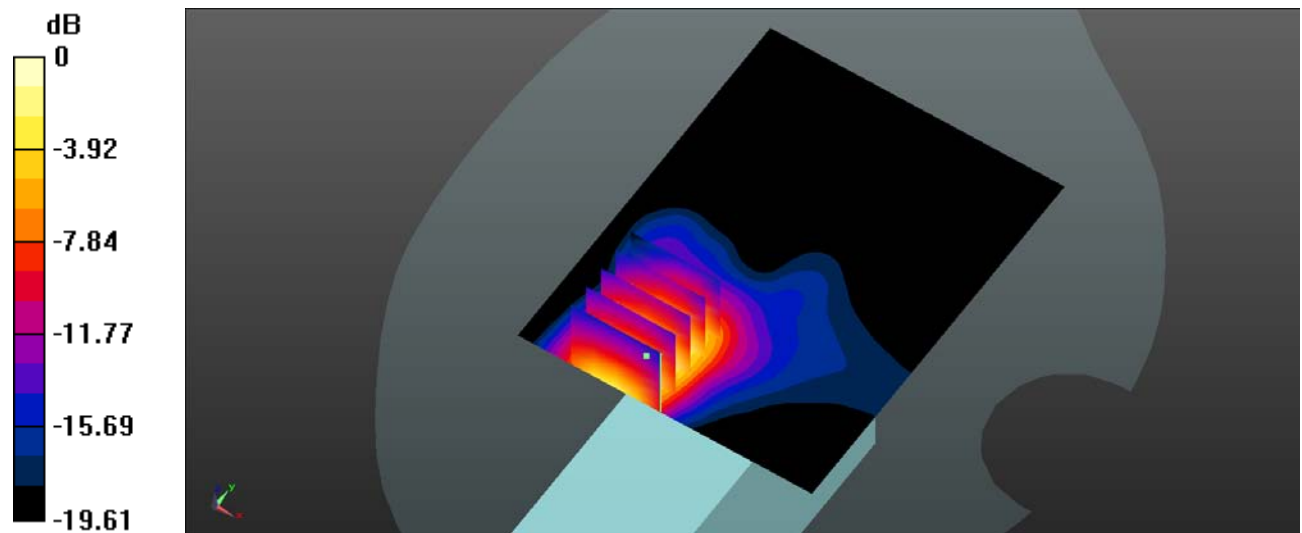
Body Right/LTE Band 2 50%RB Mid/Zoom Scan (5x5x7)/Cube 0: Measurement grid: dx=8mm, dy=8mm, dz=5mm

Reference Value = 5.443 V/m; Power Drift = 0.05 dB

Peak SAR (extrapolated) = 0.310 W/kg

SAR(1 g) = 0.157 W/kg; SAR(10 g) = 0.072 W/kg

Maximum value of SAR (measured) = 0.184 W/kg



0 dB = 0.184 W/kg = -7.35 dBW/kg

Plot 45#:**DUT: V73; Type: Wireless POS Terminal**

Communication System: UID 0, Generic FDD-LTE (0); Frequency: 1880 MHz; Duty Cycle: 1:1

Medium parameters used (interpolated): $f = 1880$ MHz; $\sigma = 1.423$ S/m; $\epsilon_r = 41.654$; $\rho = 1000$ kg/m³

Phantom section: Flat Section

DASY5 Configuration:

- Probe: EX3DV4 - SN3619; ConvF(7.07, 7.07, 7.07) ; Calibrated: 2021/08/25
- Sensor-Surface: 4mm (Mechanical Surface Detection)
- Electronics: DAE4 Sn1562; Calibrated: 2021/12/13
- Phantom: Twin SAM; Type: QD000P40CD; Serial: 1744
- Measurement SW: DASY52, Version 52.10 (4); SEMCAD X Version 14.6.14 (7501)

Body Top/LTE Band 2 1RB Mid/Area Scan (71x91x1): Interpolated grid: dx=1.500 mm, dy=1.500 mm

Maximum value of SAR (interpolated) = 0.932 W/kg

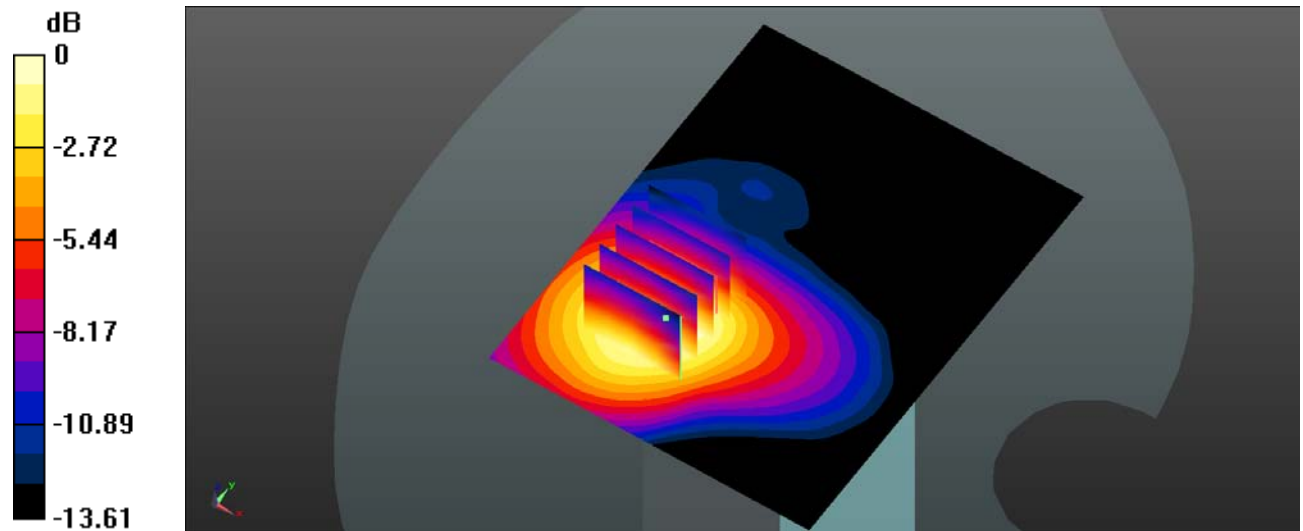
Body Top/LTE Band 2 1RB Mid/Zoom Scan (5x5x7)/Cube 0: Measurement grid: dx=8mm, dy=8mm, dz=5mm

Reference Value = 10.15 V/m; Power Drift = -0.04 dB

Peak SAR (extrapolated) = 1.20 W/kg

SAR(1 g) = 0.617 W/kg; SAR(10 g) = 0.305 W/kg

Maximum value of SAR (measured) = 0.864 W/kg



0 dB = 0.864 W/kg = -0.63 dBW/kg

Plot 46#:**DUT: V73; Type: Wireless POS Terminal**

Communication System: UID 0, Generic FDD-LTE (0); Frequency: 1880 MHz; Duty Cycle: 1:1

Medium parameters used (interpolated): $f = 1880$ MHz; $\sigma = 1.423$ S/m; $\epsilon_r = 41.654$; $\rho = 1000$ kg/m³

Phantom section: Flat Section

DASY5 Configuration:

- Probe: EX3DV4 - SN3619; ConvF(7.07, 7.07, 7.07) ; Calibrated: 2021/08/25
- Sensor-Surface: 4mm (Mechanical Surface Detection)
- Electronics: DAE4 Sn1562; Calibrated: 2021/12/13
- Phantom: Twin SAM; Type: QD000P40CD; Serial: 1744
- Measurement SW: DASY52, Version 52.10 (4); SEMCAD X Version 14.6.14 (7501)

Body Top/LTE Band 2 50%RB Mid/Area Scan (71x91x1): Interpolated grid: dx=1.500 mm, dy=1.500 mm

Maximum value of SAR (interpolated) = 0.688 W/kg

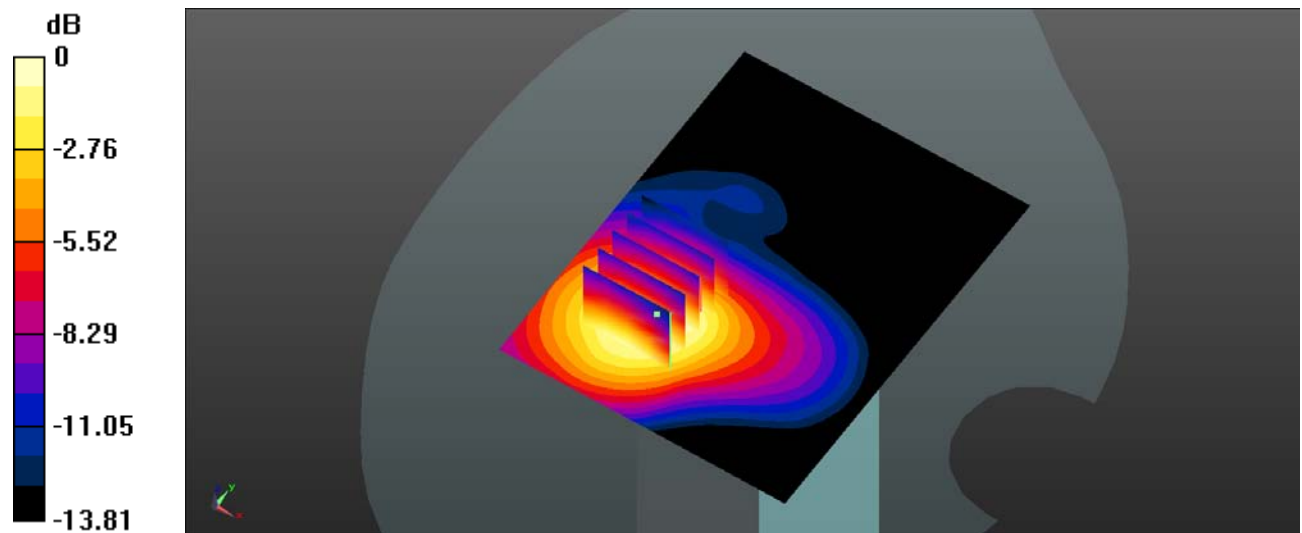
Body Top/LTE Band 2 50%RB Mid/Zoom Scan (5x5x7)/Cube 0: Measurement grid: dx=8mm, dy=8mm, dz=5mm

Reference Value = 8.816 V/m; Power Drift = -0.12 dB

Peak SAR (extrapolated) = 0.901 W/kg

SAR(1 g) = 0.549 W/kg; SAR(10 g) = 0.353 W/kg

Maximum value of SAR (measured) = 0.652 W/kg



0 dB = 0.652 W/kg = -1.86 dBW/kg

Plot 47#:**DUT: V73; Type: Wireless POS Terminal**

Communication System: UID 0, Generic FDD-LTE (0); Frequency: 1732.5 MHz; Duty Cycle: 1:1

Medium parameters used (interpolated): $f = 1732.5$ MHz; $\sigma = 1.384$ S/m; $\epsilon_r = 41.158$; $\rho = 1000$ kg/m³

Phantom section: Flat Section

DASY5 Configuration:

- Probe: EX3DV4 - SN3619; ConvF(7.33, 7.33, 7.33) ; Calibrated: 2021/08/25
- Sensor-Surface: 4mm (Mechanical Surface Detection)
- Electronics: DAE4 Sn1562; Calibrated: 2021/12/13
- Phantom: Twin SAM; Type: QD000P40CD; Serial: 1744
- Measurement SW: DASY52, Version 52.10 (4); SEMCAD X Version 14.6.14 (7501)

Body Front/LTE Band 4 1RB Mid/Area Scan (71x91x1): Interpolated grid: dx=1.500 mm, dy=1.500 mm

Maximum value of SAR (interpolated) = 0.472 W/kg

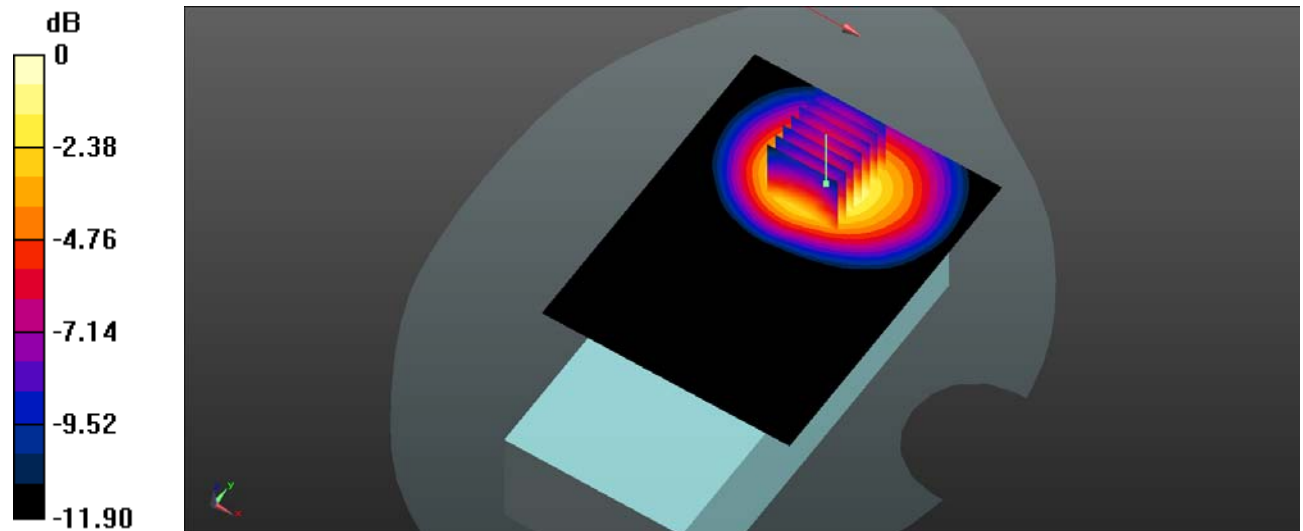
Body Front/LTE Band 4 1RB Mid/Zoom Scan (5x5x7)/Cube 0: Measurement grid: dx=8mm, dy=8mm, dz=5mm

Reference Value = 9.63 V/m; Power Drift = -0.09 dB

Peak SAR (extrapolated) = 0.608 W/kg

SAR(1 g) = 0.239 W/kg; SAR(10 g) = 0.124 W/kg

Maximum value of SAR (measured) = 0.469 W/kg



0 dB = 0.469 W/kg = -3.29 dBW/kg

Plot 48#:**DUT: V73; Type: Wireless POS Terminal**

Communication System: UID 0, Generic FDD-LTE (0); Frequency: 1732.5 MHz; Duty Cycle: 1:1

Medium parameters used (interpolated): $f = 1732.5$ MHz; $\sigma = 1.384$ S/m; $\epsilon_r = 41.158$; $\rho = 1000$ kg/m³

Phantom section: Flat Section

DASY5 Configuration:

- Probe: EX3DV4 - SN3619; ConvF(7.33, 7.33, 7.33) ; Calibrated: 2021/08/25
- Sensor-Surface: 4mm (Mechanical Surface Detection)
- Electronics: DAE4 Sn1562; Calibrated: 2021/12/13
- Phantom: Twin SAM; Type: QD000P40CD; Serial: 1744
- Measurement SW: DASY52, Version 52.10 (4); SEMCAD X Version 14.6.14 (7501)

Body Front/LTE Band 4 50%RB Mid/Area Scan (71x91x1): Interpolated grid: dx=1.500 mm, dy=1.500 mm

Maximum value of SAR (interpolated) = 0.422 W/kg

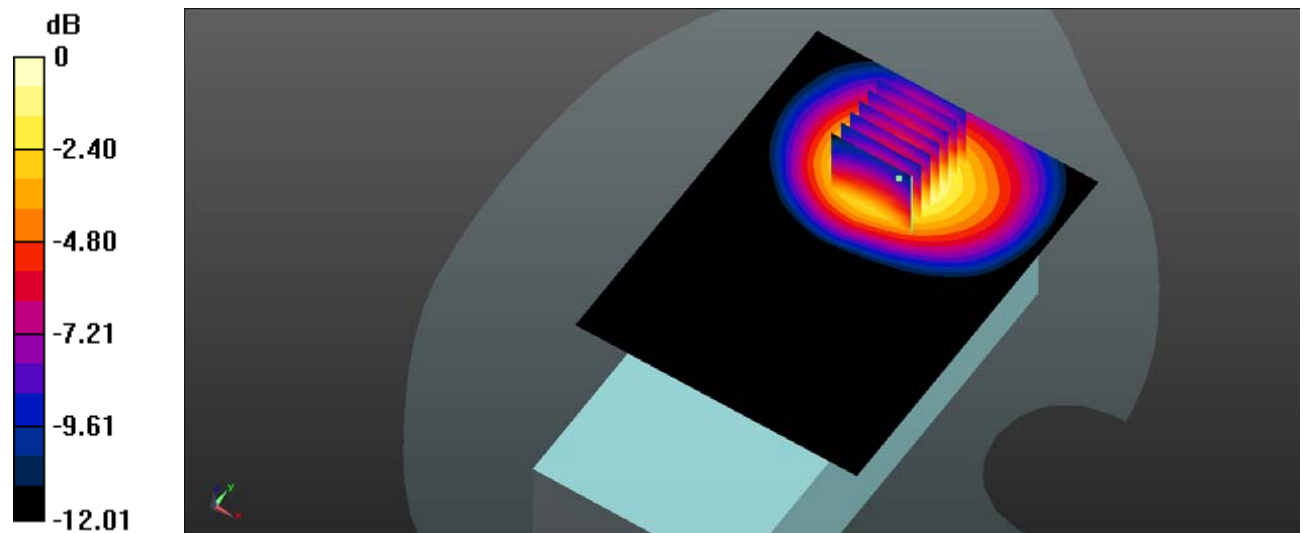
Body Front/LTE Band 4 50%RB Mid/Zoom Scan (5x5x7)/Cube 0: Measurement grid: dx=8mm, dy=8mm, dz=5mm

Reference Value = 9.63 V/m; Power Drift = -0.09 dB

Peak SAR (extrapolated) = 0.625 W/kg

SAR(1 g) = 0.217 W/kg; SAR(10 g) = 0.115 W/kg

Maximum value of SAR (measured) = 0.444 W/kg



0 dB = 0.444 W/kg = -3.53 dBW/kg

Plot 49#:**DUT: V73; Type: Wireless POS Terminal**

Communication System: UID 0, Generic FDD-LTE (0); Frequency: 1720 MHz; Duty Cycle: 1:1

Medium parameters used (interpolated): $f = 1720$ MHz; $\sigma = 1.323$ S/m; $\epsilon_r = 42.005$; $\rho = 1000$ kg/m³

Phantom section: Flat Section

DASY5 Configuration:

- Probe: EX3DV4 - SN3619; ConvF(7.33, 7.33, 7.33) ; Calibrated: 2021/08/25
- Sensor-Surface: 4mm (Mechanical Surface Detection)
- Electronics: DAE4 Sn1562; Calibrated: 2021/12/13
- Phantom: Twin SAM; Type: QD000P40CD; Serial: 1744
- Measurement SW: DASY52, Version 52.10 (4); SEMCAD X Version 14.6.14 (7501)

Body Back/LTE Band 4 1RB Low/Area Scan (71x91x1): Interpolated grid: dx=1.500 mm, dy=1.500 mm

Maximum value of SAR (interpolated) = 1.75 W/kg

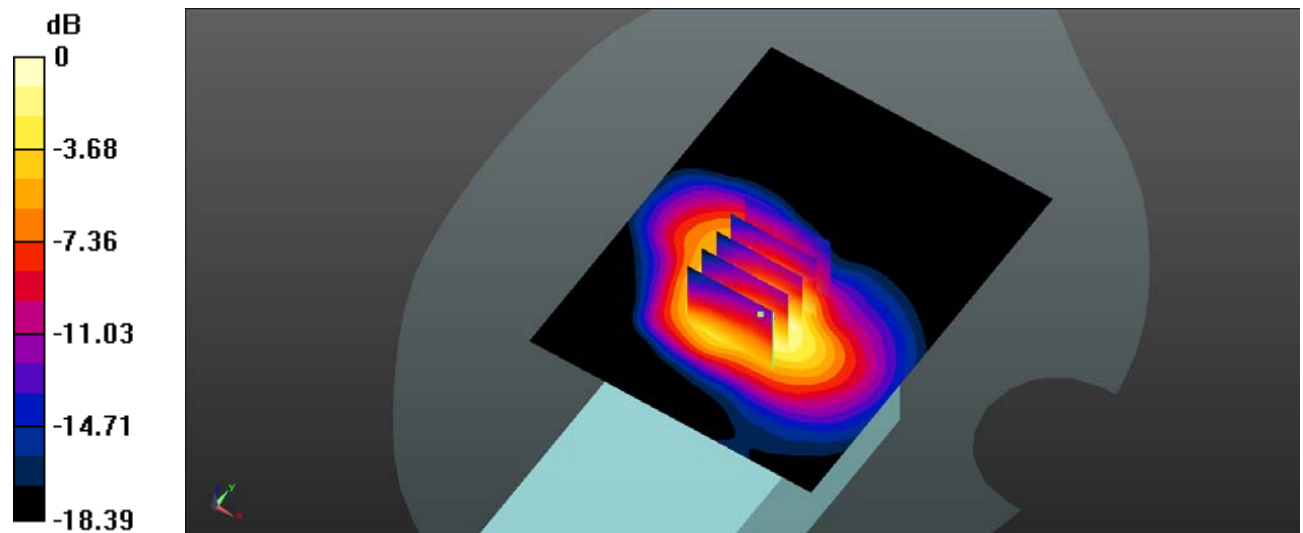
Body Back/LTE Band 4 1RB Low/Zoom Scan (5x5x7)/Cube 0: Measurement grid: dx=8mm, dy=8mm, dz=5mm

Reference Value = 11.83 V/m; Power Drift = 0.11 dB

Peak SAR (extrapolated) = 2.20 W/kg

SAR(1 g) = 1.03 W/kg; SAR(10 g) = 0.532 W/kg

Maximum value of SAR (measured) = 1.71 W/kg



0 dB = 1.71 W/kg = 2.33 dBW/kg

Plot 50#:**DUT: V73; Type: Wireless POS Terminal**

Communication System: UID 0, Generic FDD-LTE (0); Frequency: 1732.5 MHz; Duty Cycle: 1:1

Medium parameters used (interpolated): $f = 1732.5$ MHz; $\sigma = 1.384$ S/m; $\epsilon_r = 41.158$; $\rho = 1000$ kg/m³

Phantom section: Flat Section

DASY5 Configuration:

- Probe: EX3DV4 - SN3619; ConvF(7.33, 7.33, 7.33) ; Calibrated: 2021/08/25
- Sensor-Surface: 4mm (Mechanical Surface Detection)
- Electronics: DAE4 Sn1562; Calibrated: 2021/12/13
- Phantom: Twin SAM; Type: QD000P40CD; Serial: 1744
- Measurement SW: DASY52, Version 52.10 (4); SEMCAD X Version 14.6.14 (7501)

Body Back/LTE Band 4 1RB Mid/Area Scan (71x91x1): Interpolated grid: dx=1.500 mm, dy=1.500 mm

Maximum value of SAR (interpolated) = 1.77 W/kg

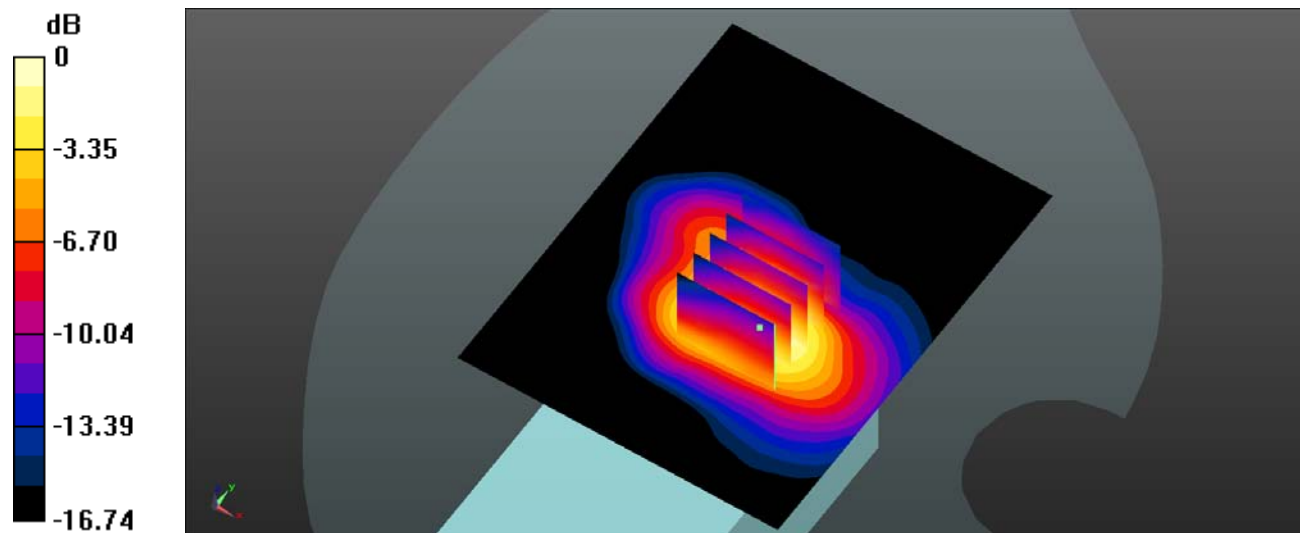
Body Back/LTE Band 4 1RB Mid/Zoom Scan (5x5x7)/Cube 0: Measurement grid: dx=8mm, dy=8mm, dz=5mm

Reference Value = 14.63 V/m; Power Drift = -0.09 dB

Peak SAR (extrapolated) = 2.08 W/kg

SAR(1 g) = 1.09 W/kg; SAR(10 g) = 0.524 W/kg

Maximum value of SAR (measured) = 1.69 W/kg



0 dB = 1.69 W/kg = 2.28 dBW/kg

Plot 51#:**DUT: V73; Type: Wireless POS Terminal**

Communication System: UID 0, Generic FDD-LTE (0); Frequency: 1745 MHz; Duty Cycle: 1:1

Medium parameters used (interpolated): $f = 1745$ MHz; $\sigma = 1.344$ S/m; $\epsilon_r = 42.024$; $\rho = 1000$ kg/m³

Phantom section: Flat Section

DASY5 Configuration:

- Probe: EX3DV4 - SN3619; ConvF(7.33, 7.33, 7.33) ; Calibrated: 2021/08/25
- Sensor-Surface: 4mm (Mechanical Surface Detection)
- Electronics: DAE4 Sn1562; Calibrated: 2021/12/13
- Phantom: Twin SAM; Type: QD000P40CD; Serial: 1744
- Measurement SW: DASY52, Version 52.10 (4); SEMCAD X Version 14.6.14 (7501)

Body Back/LTE Band 4 1RB High/Area Scan (71x91x1): Interpolated grid: dx=1.500 mm, dy=1.500 mm

Maximum value of SAR (interpolated) = 1.51 W/kg

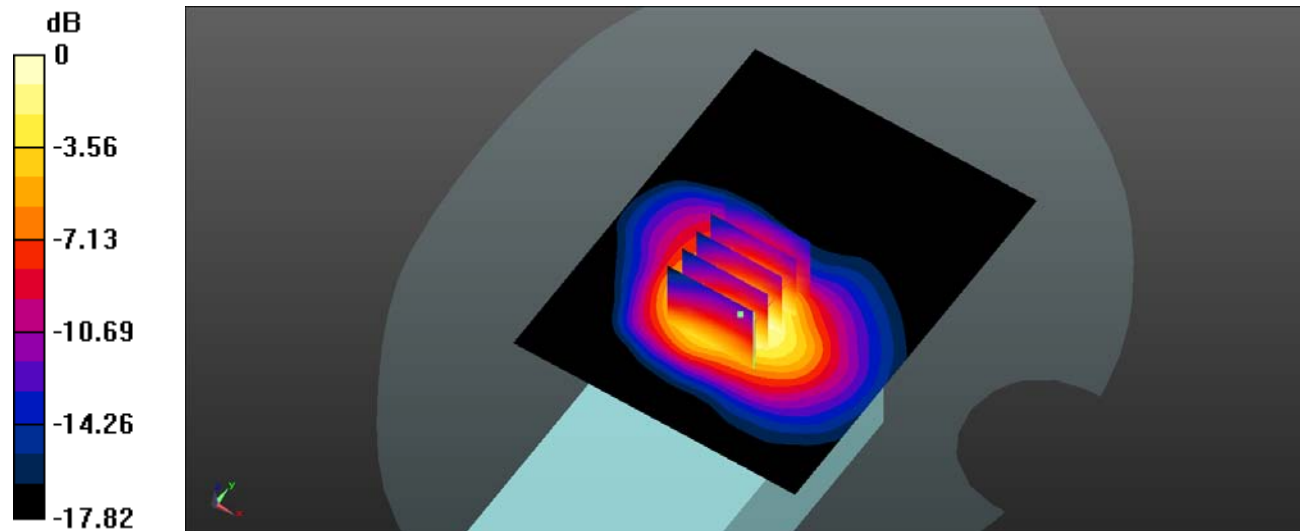
Body Back/LTE Band 4 1RB High/Zoom Scan (5x5x7)/Cube 0: Measurement grid: dx=8mm, dy=8mm, dz=5mm

Reference Value = 11.06 V/m; Power Drift = 0.03 dB

Peak SAR (extrapolated) = 1.91 W/kg

SAR(1 g) = 0.987 W/kg; SAR(10 g) = 0.519 W/kg

Maximum value of SAR (measured) = 1.47 W/kg



Plot 52#:**DUT: V73; Type: Wireless POS Terminal**

Communication System: UID 0, Generic FDD-LTE (0); Frequency: 1720 MHz; Duty Cycle: 1:1

Medium parameters used (interpolated): $f = 1720$ MHz; $\sigma = 1.323$ S/m; $\epsilon_r = 42.005$; $\rho = 1000$ kg/m³

Phantom section: Flat Section

DASY5 Configuration:

- Probe: EX3DV4 - SN3619; ConvF(7.33, 7.33, 7.33) ; Calibrated: 2021/08/25
- Sensor-Surface: 4mm (Mechanical Surface Detection)
- Electronics: DAE4 Sn1562; Calibrated: 2021/12/13
- Phantom: Twin SAM; Type: QD000P40CD; Serial: 1744
- Measurement SW: DASY52, Version 52.10 (4); SEMCAD X Version 14.6.14 (7501)

Body Back/LTE Band 4 50%RB Low/Area Scan (71x91x1): Interpolated grid: dx=1.500 mm, dy=1.500 mm

Maximum value of SAR (interpolated) = 1.81 W/kg

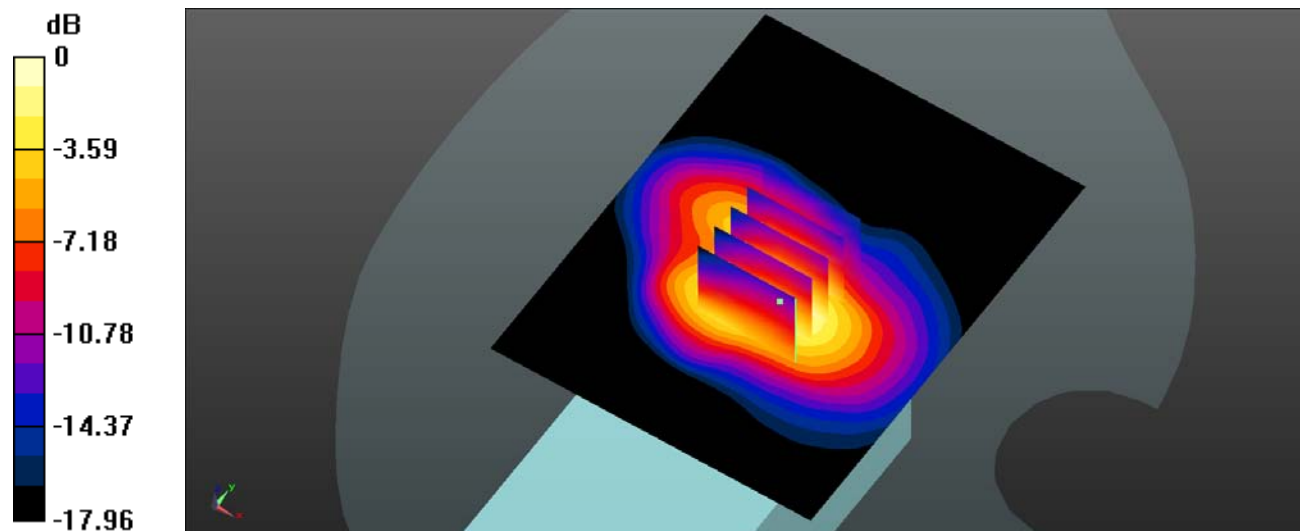
Body Back/LTE Band 4 50%RB Low/Zoom Scan (5x5x7)/Cube 0: Measurement grid: dx=8mm, dy=8mm, dz=5mm

Reference Value = 12.77 V/m; Power Drift = 0.01 dB

Peak SAR (extrapolated) = 2.04 W/kg

SAR(1 g) = 0.929 W/kg; SAR(10 g) = 0.476 W/kg

Maximum value of SAR (measured) = 1.58 W/kg



0 dB = 1.58 W/kg = 1.99 dBW/kg

Plot 53#:**DUT: V73; Type: Wireless POS Terminal**

Communication System: UID 0, Generic FDD-LTE (0); Frequency: 1732.5 MHz; Duty Cycle: 1:1

Medium parameters used (interpolated): $f = 1732.5$ MHz; $\sigma = 1.384$ S/m; $\epsilon_r = 41.158$; $\rho = 1000$ kg/m³

Phantom section: Flat Section

DASY5 Configuration:

- Probe: EX3DV4 - SN3619; ConvF(7.33, 7.33, 7.33) ; Calibrated: 2021/08/25
- Sensor-Surface: 4mm (Mechanical Surface Detection)
- Electronics: DAE4 Sn1562; Calibrated: 2021/12/13
- Phantom: Twin SAM; Type: QD000P40CD; Serial: 1744
- Measurement SW: DASY52, Version 52.10 (4); SEMCAD X Version 14.6.14 (7501)

Body Back/LTE Band 4 50%RB Mid/Area Scan (71x91x1): Interpolated grid: dx=1.500 mm, dy=1.500 mm

Maximum value of SAR (interpolated) = 1.66 W/kg


Body Back/LTE Band 4 50%RB Mid/Zoom Scan (5x5x7)/Cube 0: Measurement grid: dx=8mm, dy=8mm, dz=5mm

Reference Value = 12.67 V/m; Power Drift = -0.06 dB

Peak SAR (extrapolated) = 2.00 W/kg

SAR(1 g) = 0.965 W/kg; SAR(10 g) = 0.498 W/kg

Maximum value of SAR (measured) = 1.79 W/kg



0 dB = 1.79 W/kg = 2.53 dBW/kg

Plot 54#:**DUT: V73; Type: Wireless POS Terminal**

Communication System: UID 0, Generic FDD-LTE (0); Frequency: 1745 MHz; Duty Cycle: 1:1

Medium parameters used (interpolated): $f = 1745$ MHz; $\sigma = 1.344$ S/m; $\epsilon_r = 42.024$; $\rho = 1000$ kg/m³

Phantom section: Flat Section

DASY5 Configuration:

- Probe: EX3DV4 - SN3619; ConvF(7.33, 7.33, 7.33) ; Calibrated: 2021/08/25
- Sensor-Surface: 4mm (Mechanical Surface Detection)
- Electronics: DAE4 Sn1562; Calibrated: 2021/12/13
- Phantom: Twin SAM; Type: QD000P40CD; Serial: 1744
- Measurement SW: DASY52, Version 52.10 (4); SEMCAD X Version 14.6.14 (7501)

Body Back/LTE Band 4 50%RB High/Area Scan (71x91x1): Interpolated grid: dx=1.500 mm, dy=1.500 mm

Maximum value of SAR (interpolated) = 1.54 W/kg

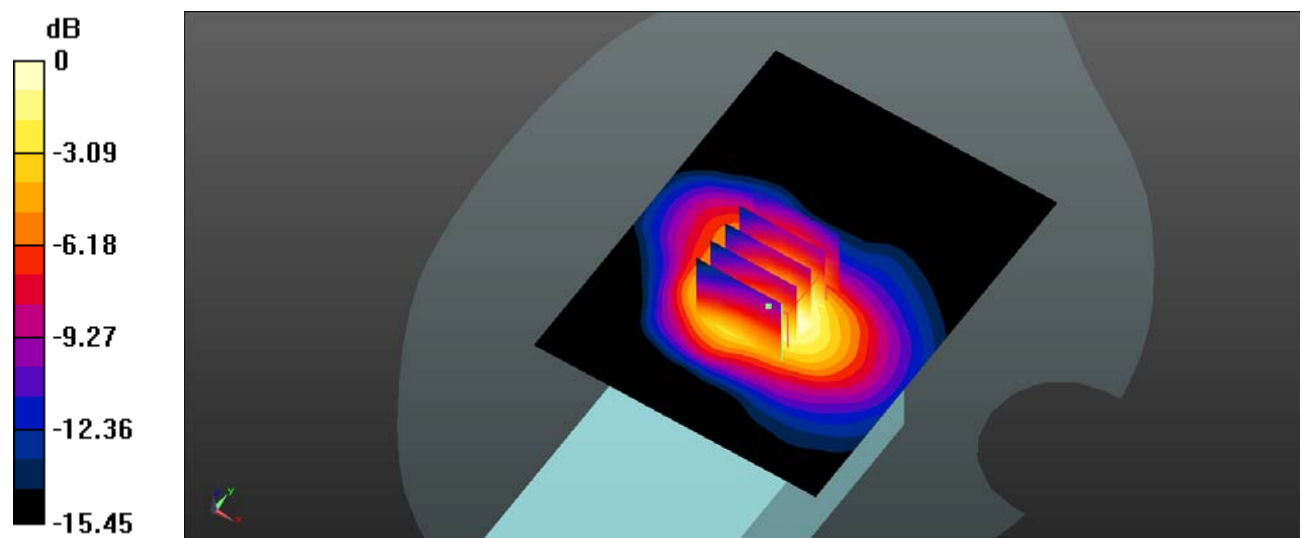
Body Back/LTE Band 4 50%RB High/Zoom Scan (5x5x7)/Cube 0: Measurement grid: dx=8mm, dy=8mm, dz=5mm

Reference Value = 9.99 V/m; Power Drift = -0.08 dB

Peak SAR (extrapolated) = 1.63 W/kg

SAR(1 g) = 0.917 W/kg; SAR(10 g) = 0.471 W/kg

Maximum value of SAR (measured) = 1.39 W/kg



0 dB = 1.39 W/kg = 1.43 dBW/kg

Plot 55#:**DUT: V73; Type: Wireless POS Terminal**

Communication System: UID 0, Generic FDD-LTE (0); Frequency: 1732.5 MHz; Duty Cycle: 1:1

Medium parameters used (interpolated): $f = 1732.5$ MHz; $\sigma = 1.384$ S/m; $\epsilon_r = 41.158$; $\rho = 1000$ kg/m³

Phantom section: Flat Section

DASY5 Configuration:

- Probe: EX3DV4 - SN3619; ConvF(7.33, 7.33, 7.33) ; Calibrated: 2021/08/25
- Sensor-Surface: 4mm (Mechanical Surface Detection)
- Electronics: DAE4 Sn1562; Calibrated: 2021/12/13
- Phantom: Twin SAM; Type: QD000P40CD; Serial: 1744
- Measurement SW: DASY52, Version 52.10 (4); SEMCAD X Version 14.6.14 (7501)

Body Back/LTE Band 4 100%RB Mid/Area Scan (71x91x1): Interpolated grid: dx=1.500 mm, dy=1.500 mm

Maximum value of SAR (interpolated) = 1.39 W/kg

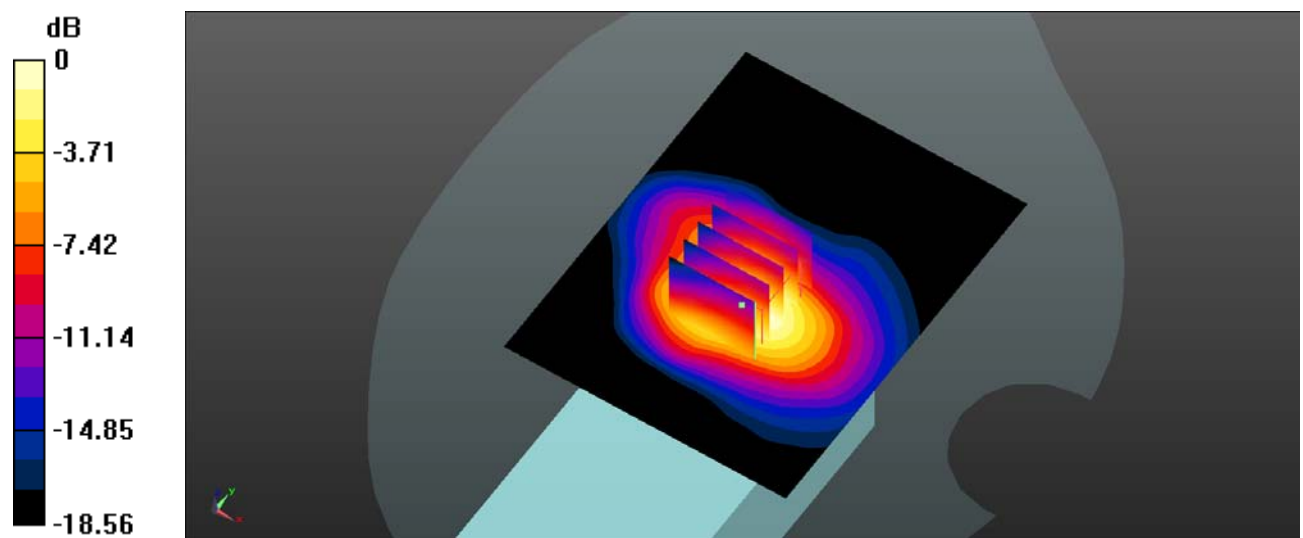
Body Back/LTE Band 4 100%RB Mid/Zoom Scan (5x5x7)/Cube 0: Measurement grid: dx=8mm, dy=8mm, dz=5mm

Reference Value = 13.13 V/m; Power Drift = 0.11 dB

Peak SAR (extrapolated) = 2.05 W/kg

SAR(1 g) = 0.958 W/kg; SAR(10 g) = 0.495 W/kg

Maximum value of SAR (measured) = 1.73 W/kg



0 dB = 1.73 W/kg = 2.38 dBW/kg

Plot 56#:**DUT: V73; Type: Wireless POS Terminal**

Communication System: UID 0, Generic FDD-LTE (0); Frequency: 1732.5 MHz; Duty Cycle: 1:1

Medium parameters used (interpolated): $f = 1732.5$ MHz; $\sigma = 1.384$ S/m; $\epsilon_r = 41.158$; $\rho = 1000$ kg/m³

Phantom section: Flat Section

DASY5 Configuration:

- Probe: EX3DV4 - SN3619; ConvF(7.33, 7.33, 7.33) ; Calibrated: 2021/08/25
- Sensor-Surface: 4mm (Mechanical Surface Detection)
- Electronics: DAE4 Sn1562; Calibrated: 2021/12/13
- Phantom: Twin SAM; Type: QD000P40CD; Serial: 1744
- Measurement SW: DASY52, Version 52.10 (4); SEMCAD X Version 14.6.14 (7501)

Body Left/LTE Band 4 1RB Mid/Area Scan (71x91x1): Interpolated grid: dx=1.500 mm, dy=1.500 mm

Maximum value of SAR (interpolated) = 0.268 W/kg


Body Left/LTE Band 4 1RB Mid/Zoom Scan (5x5x7)/Cube 0: Measurement grid: dx=8mm, dy=8mm, dz=5mm

Reference Value = 13.35 V/m; Power Drift = -0.10 dB

Peak SAR (extrapolated) = 0.621 W/kg

SAR(1 g) = 0.232 W/kg; SAR(10 g) = 0.078 W/kg

Maximum value of SAR (measured) = 0.265 W/kg



0 dB = 0.265 W/kg = -5.77 dBW/kg

Plot 57#:**DUT: V73; Type: Wireless POS Terminal**

Communication System: UID 0, Generic FDD-LTE (0); Frequency: 1732.5 MHz; Duty Cycle: 1:1

Medium parameters used (interpolated): $f = 1732.5$ MHz; $\sigma = 1.384$ S/m; $\epsilon_r = 41.158$; $\rho = 1000$ kg/m³

Phantom section: Flat Section

DASY5 Configuration:

- Probe: EX3DV4 - SN3619; ConvF(7.33, 7.33, 7.33) ; Calibrated: 2021/08/25
- Sensor-Surface: 4mm (Mechanical Surface Detection)
- Electronics: DAE4 Sn1562; Calibrated: 2021/12/13
- Phantom: Twin SAM; Type: QD000P40CD; Serial: 1744
- Measurement SW: DASY52, Version 52.10 (4); SEMCAD X Version 14.6.14 (7501)

Body Left/LTE Band 4 50%RB Mid/Area Scan (71x91x1): Interpolated grid: dx=1.500 mm, dy=1.500 mm

Maximum value of SAR (interpolated) = 0.226 W/kg

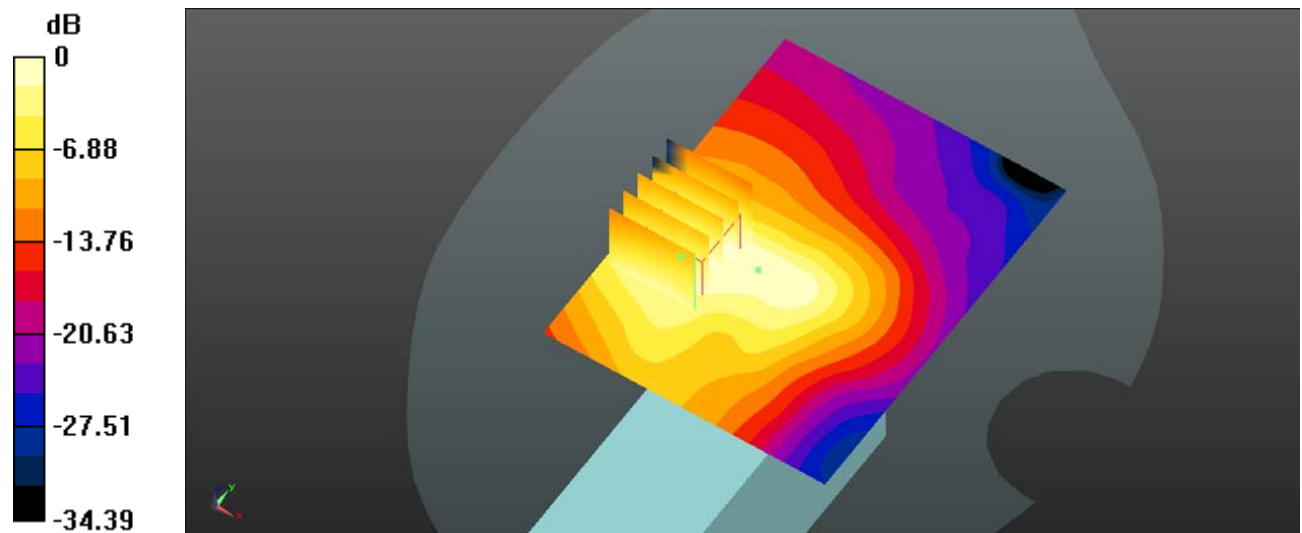
Body Left/LTE Band 4 50%RB Mid/Zoom Scan (5x5x7)/Cube 0: Measurement grid: dx=8mm, dy=8mm, dz=5mm

Reference Value = 8.205 V/m; Power Drift = -0.12 dB

Peak SAR (extrapolated) = 0.616 W/kg

SAR(1 g) = 0.205 W/kg; SAR(10 g) = 0.071 W/kg

Maximum value of SAR (measured) = 0.278 W/kg



0 dB = 0.278 W/kg = -5.56 dBW/kg

Plot 58#:**DUT: V73; Type: Wireless POS Terminal**

Communication System: UID 0, Generic FDD-LTE (0); Frequency: 1732.5 MHz; Duty Cycle: 1:1

Medium parameters used (interpolated): $f = 1732.5$ MHz; $\sigma = 1.384$ S/m; $\epsilon_r = 41.158$; $\rho = 1000$ kg/m³

Phantom section: Flat Section

DASY5 Configuration:

- Probe: EX3DV4 - SN3619; ConvF(7.33, 7.33, 7.33) ; Calibrated: 2021/08/25
- Sensor-Surface: 4mm (Mechanical Surface Detection)
- Electronics: DAE4 Sn1562; Calibrated: 2021/12/13
- Phantom: Twin SAM; Type: QD000P40CD; Serial: 1744
- Measurement SW: DASY52, Version 52.10 (4); SEMCAD X Version 14.6.14 (7501)

Body Right/LTE Band 4 1RB Mid/Area Scan (71x91x1): Interpolated grid: dx=1.500 mm, dy=1.500 mm

Maximum value of SAR (interpolated) = 0.591 W/kg

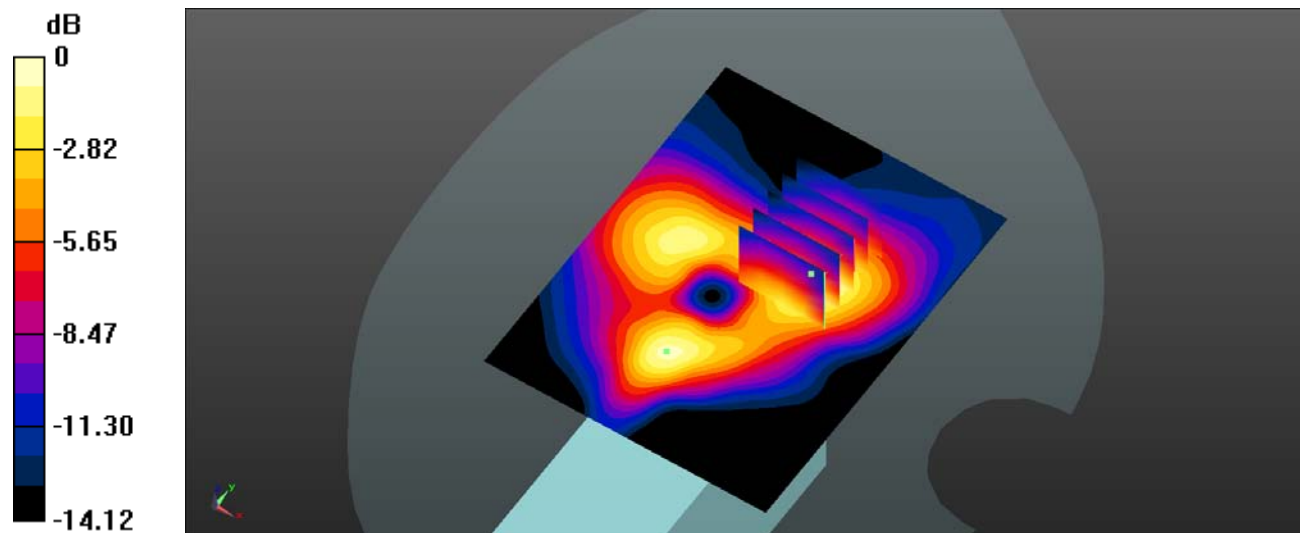
Body Right/LTE Band 4 1RB Mid/Zoom Scan (5x5x7)/Cube 0: Measurement grid: dx=8mm, dy=8mm, dz=5mm

Reference Value = 10.79 V/m; Power Drift = -0.13 dB

Peak SAR (extrapolated) = 0.941 W/kg

SAR(1 g) = 0.338 W/kg; SAR(10 g) = 0.196 W/kg

Maximum value of SAR (measured) = 0.591 W/kg



0 dB = 0.591 W/kg = -2.28 dBW/kg

Plot 59#:**DUT: V73; Type: Wireless POS Terminal**

Communication System: UID 0, Generic FDD-LTE (0); Frequency: 1732.5 MHz; Duty Cycle: 1:1

Medium parameters used (interpolated): $f = 1732.5$ MHz; $\sigma = 1.384$ S/m; $\epsilon_r = 41.158$; $\rho = 1000$ kg/m³

Phantom section: Flat Section

DASY5 Configuration:

- Probe: EX3DV4 - SN3619; ConvF(7.33, 7.33, 7.33) ; Calibrated: 2021/08/25
- Sensor-Surface: 4mm (Mechanical Surface Detection)
- Electronics: DAE4 Sn1562; Calibrated: 2021/12/13
- Phantom: Twin SAM; Type: QD000P40CD; Serial: 1744
- Measurement SW: DASY52, Version 52.10 (4); SEMCAD X Version 14.6.14 (7501)

Body Right/LTE Band 4 50%RB Mid/Area Scan (71x91x1): Interpolated grid: dx=1.500 mm, dy=1.500 mm

Maximum value of SAR (interpolated) = 0.468 W/kg

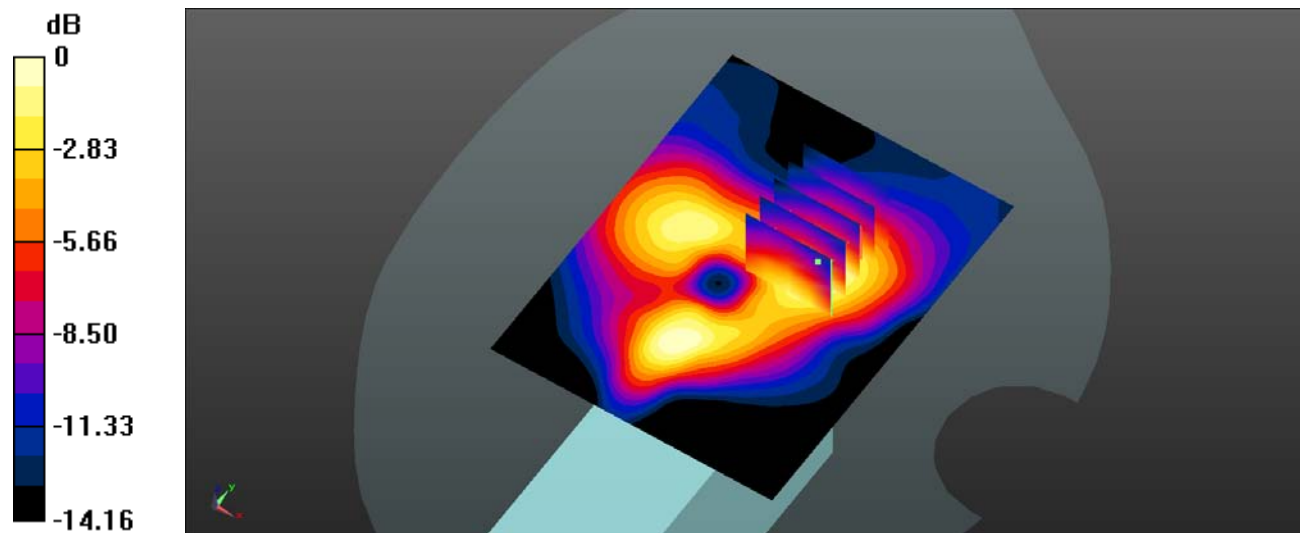
Body Right/LTE Band 4 50%RB Mid/Zoom Scan (5x5x7)/Cube 0: Measurement grid: dx=8mm, dy=8mm, dz=5mm

Reference Value = 10.17 V/m; Power Drift = -0.09 dB

Peak SAR (extrapolated) = 0.727 W/kg

SAR(1 g) = 0.314 W/kg; SAR(10 g) = 0.191 W/kg

Maximum value of SAR (measured) = 0.450 W/kg



0 dB = 0.450 W/kg = -3.47 dBW/kg

Plot 60#:**DUT: V73; Type: Wireless POS Terminal**

Communication System: UID 0, Generic FDD-LTE (0); Frequency: 1732.5 MHz; Duty Cycle: 1:1

Medium parameters used (interpolated): $f = 1732.5$ MHz; $\sigma = 1.384$ S/m; $\epsilon_r = 41.158$; $\rho = 1000$ kg/m³

Phantom section: Flat Section

DASY5 Configuration:

- Probe: EX3DV4 - SN3619; ConvF(7.33, 7.33, 7.33) ; Calibrated: 2021/08/25
- Sensor-Surface: 4mm (Mechanical Surface Detection)
- Electronics: DAE4 Sn1562; Calibrated: 2021/12/13
- Phantom: Twin SAM; Type: QD000P40CD; Serial: 1744
- Measurement SW: DASY52, Version 52.10 (4); SEMCAD X Version 14.6.14 (7501)

Body Top/LTE Band 4 1RB Mid/Area Scan (71x91x1): Interpolated grid: dx=1.500 mm, dy=1.500 mm

Maximum value of SAR (interpolated) = 0.906 W/kg

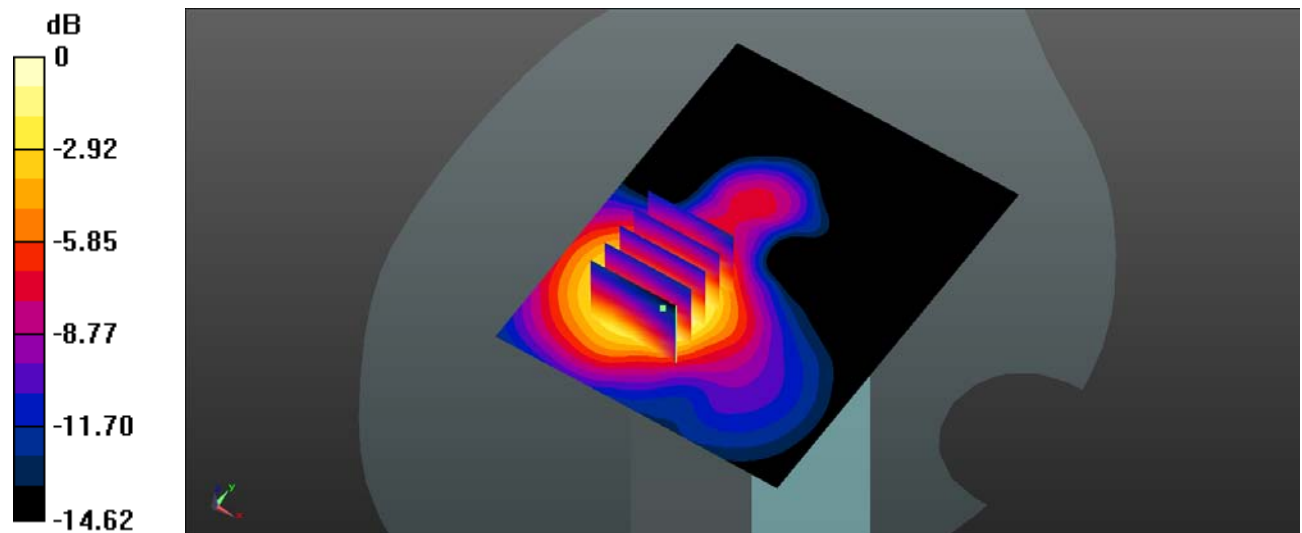
Body Top/LTE Band 4 1RB Mid/Zoom Scan (5x5x7)/Cube 0: Measurement grid: dx=8mm, dy=8mm, dz=5mm

Reference Value = 12.82 V/m; Power Drift = 0.16 dB

Peak SAR (extrapolated) = 1.22 W/kg

SAR(1 g) = 0.585 W/kg; SAR(10 g) = 0.249 W/kg

Maximum value of SAR (measured) = 0.821 W/kg



0 dB = 0.821 W/kg = -0.86 dBW/kg

Plot 61#:**DUT: V73; Type: Wireless POS Terminal**

Communication System: UID 0, Generic FDD-LTE (0); Frequency: 1732.5 MHz; Duty Cycle: 1:1

Medium parameters used (interpolated): $f = 1732.5$ MHz; $\sigma = 1.384$ S/m; $\epsilon_r = 41.158$; $\rho = 1000$ kg/m³

Phantom section: Flat Section

DASY5 Configuration:

- Probe: EX3DV4 - SN3619; ConvF(7.33, 7.33, 7.33) ; Calibrated: 2021/08/25
- Sensor-Surface: 4mm (Mechanical Surface Detection)
- Electronics: DAE4 Sn1562; Calibrated: 2021/12/13
- Phantom: Twin SAM; Type: QD000P40CD; Serial: 1744
- Measurement SW: DASY52, Version 52.10 (4); SEMCAD X Version 14.6.14 (7501)

Body Top/LTE Band 4 50%RB Mid/Area Scan (71x91x1): Interpolated grid: dx=1.500 mm, dy=1.500 mm

Maximum value of SAR (interpolated) = 0.952 W/kg

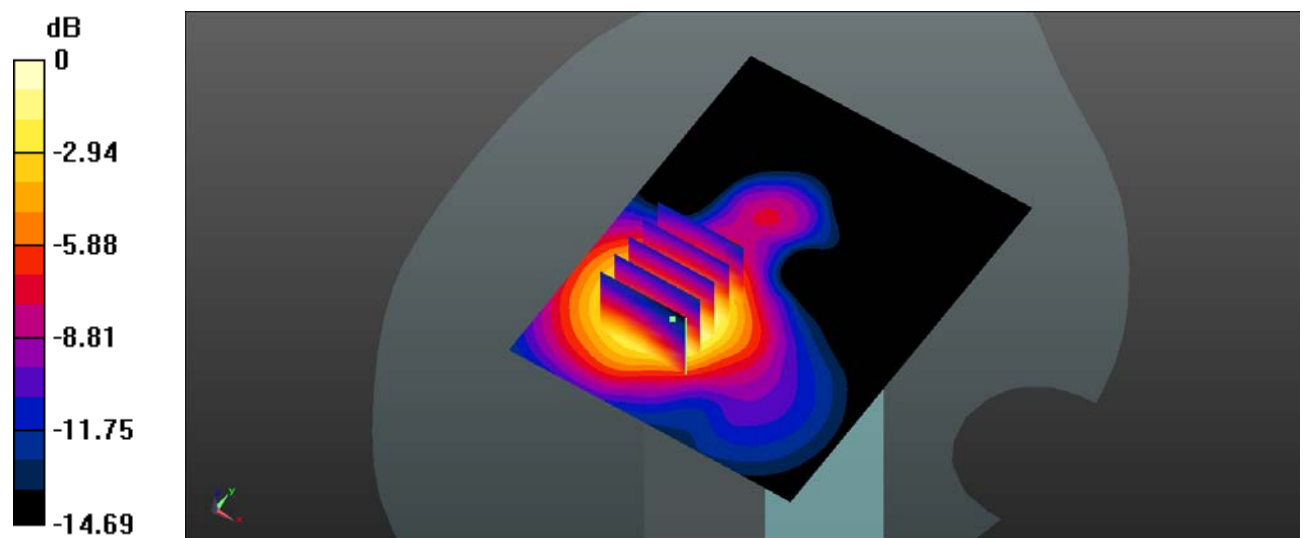
Body Top/LTE Band 4 50%RB Mid/Zoom Scan (5x5x7)/Cube 0: Measurement grid: dx=8mm, dy=8mm, dz=5mm

Reference Value = 13.44 V/m; Power Drift = -0.15 dB

Peak SAR (extrapolated) = 1.59 W/kg

SAR(1 g) = 0.528 W/kg; SAR(10 g) = 0.234 W/kg

Maximum value of SAR (measured) = 0.949 W/kg



0 dB = 0.949 W/kg = -0.23 dBW/kg

Plot 62#:**DUT: V73; Type: Wireless POS Terminal**

Communication System: UID 0, Generic FDD-LTE (0); Frequency: 836.5 MHz; Duty Cycle: 1:1

Medium parameters used (interpolated): $f = 836.5$ MHz; $\sigma = 0.923$ S/m; $\epsilon_r = 41.989$; $\rho = 1000$ kg/m³

Phantom section: Flat Section

DASY5 Configuration:

- Probe: EX3DV4 - SN3619; ConvF(8.5, 8.5, 8.5) ; Calibrated: 2021/08/25
- Sensor-Surface: 4mm (Mechanical Surface Detection)
- Electronics: DAE4 Sn1562; Calibrated: 2021/12/13
- Phantom: Twin SAM; Type: QD000P40CD; Serial: 1744
- Measurement SW: DASY52, Version 52.10 (4); SEMCAD X Version 14.6.14 (7501)

Body Front/LTE Band 5 1RB Mid/Area Scan (71x91x1): Interpolated grid: dx=1.500 mm, dy=1.500 mm

Maximum value of SAR (interpolated) = 0.231 W/kg

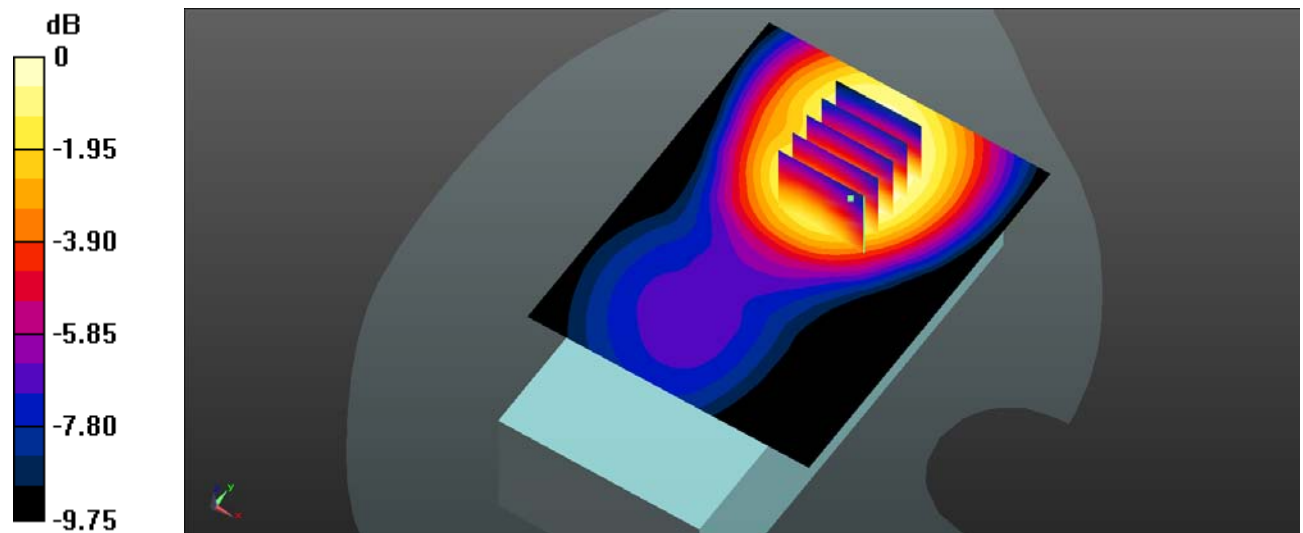
Body Front/LTE Band 5 1RB Mid/Zoom Scan (5x5x7)/Cube 0: Measurement grid: dx=8mm, dy=8mm, dz=5mm

Reference Value = 10.35 V/m; Power Drift = -0.14 dB

Peak SAR (extrapolated) = 0.448 W/kg

SAR(1 g) = 0.183 W/kg; SAR(10 g) = 0.102 W/kg

Maximum value of SAR (measured) = 0.247 W/kg



Plot 63#:**DUT: V73; Type: Wireless POS Terminal**

Communication System: UID 0, Generic FDD-LTE (0); Frequency: 836.5 MHz; Duty Cycle: 1:1

Medium parameters used (interpolated): $f = 836.5$ MHz; $\sigma = 0.923$ S/m; $\epsilon_r = 41.989$; $\rho = 1000$ kg/m³

Phantom section: Flat Section

DASY5 Configuration:

- Probe: EX3DV4 - SN3619; ConvF(8.5, 8.5, 8.5) ; Calibrated: 2021/08/25
- Sensor-Surface: 4mm (Mechanical Surface Detection)
- Electronics: DAE4 Sn1562; Calibrated: 2021/12/13
- Phantom: Twin SAM; Type: QD000P40CD; Serial: 1744
- Measurement SW: DASY52, Version 52.10 (4); SEMCAD X Version 14.6.14 (7501)

Body Front/LTE Band 5 50%RB Mid/Area Scan (71x91x1): Interpolated grid: dx=1.500 mm, dy=1.500 mm

Maximum value of SAR (interpolated) = 0.431 W/kg

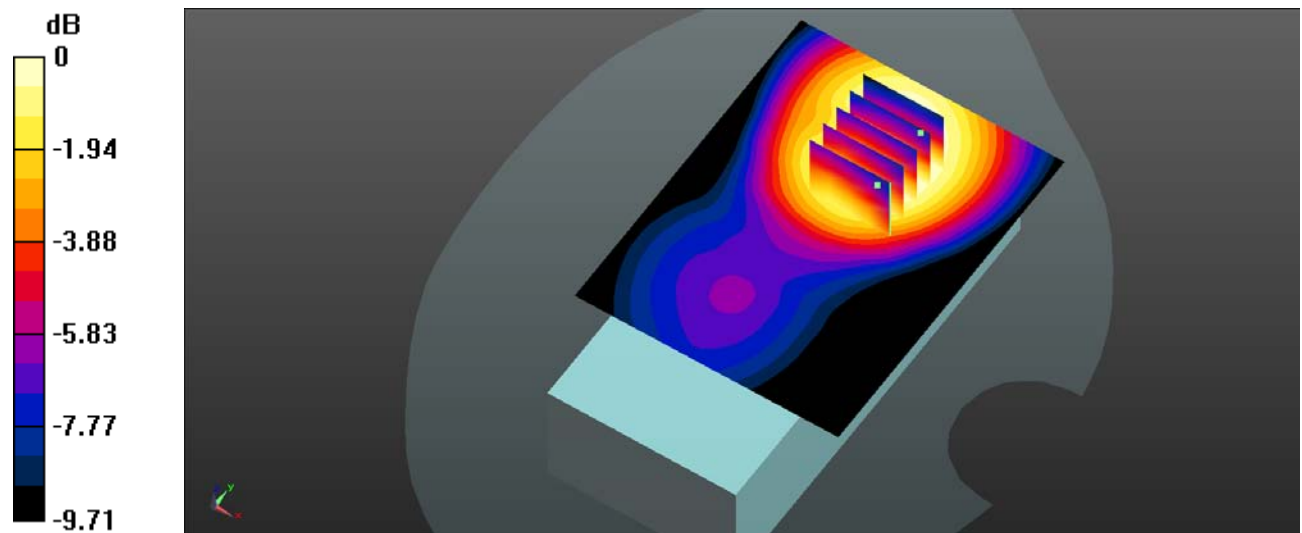
Body Front/LTE Band 5 50%RB Mid/Zoom Scan (5x5x7)/Cube 0: Measurement grid: dx=8mm, dy=8mm, dz=5mm

Reference Value = 10.15 V/m; Power Drift = -0.14 dB

Peak SAR (extrapolated) = 0.642 W/kg

SAR(1 g) = 0.162 W/kg; SAR(10 g) = 0.093 W/kg

Maximum value of SAR (measured) = 0.427 W/kg



0 dB = 0.427 W/kg = -3.70 dBW/kg

Plot 64#:**DUT: V73; Type: Wireless POS Terminal**

Communication System: UID 0, Generic FDD-LTE (0); Frequency: 836.5 MHz; Duty Cycle: 1:1

Medium parameters used (interpolated): $f = 836.5$ MHz; $\sigma = 0.923$ S/m; $\epsilon_r = 41.989$; $\rho = 1000$ kg/m³

Phantom section: Flat Section

DASY5 Configuration:

- Probe: EX3DV4 - SN3619; ConvF(8.5, 8.5, 8.5) ; Calibrated: 2021/08/25
- Sensor-Surface: 4mm (Mechanical Surface Detection)
- Electronics: DAE4 Sn1562; Calibrated: 2021/12/13
- Phantom: Twin SAM; Type: QD000P40CD; Serial: 1744
- Measurement SW: DASY52, Version 52.10 (4); SEMCAD X Version 14.6.14 (7501)

Body Back/LTE Band 5 1RB Mid/Area Scan (71x91x1): Interpolated grid: dx=1.500 mm, dy=1.500 mm

Maximum value of SAR (interpolated) = 0.931 W/kg

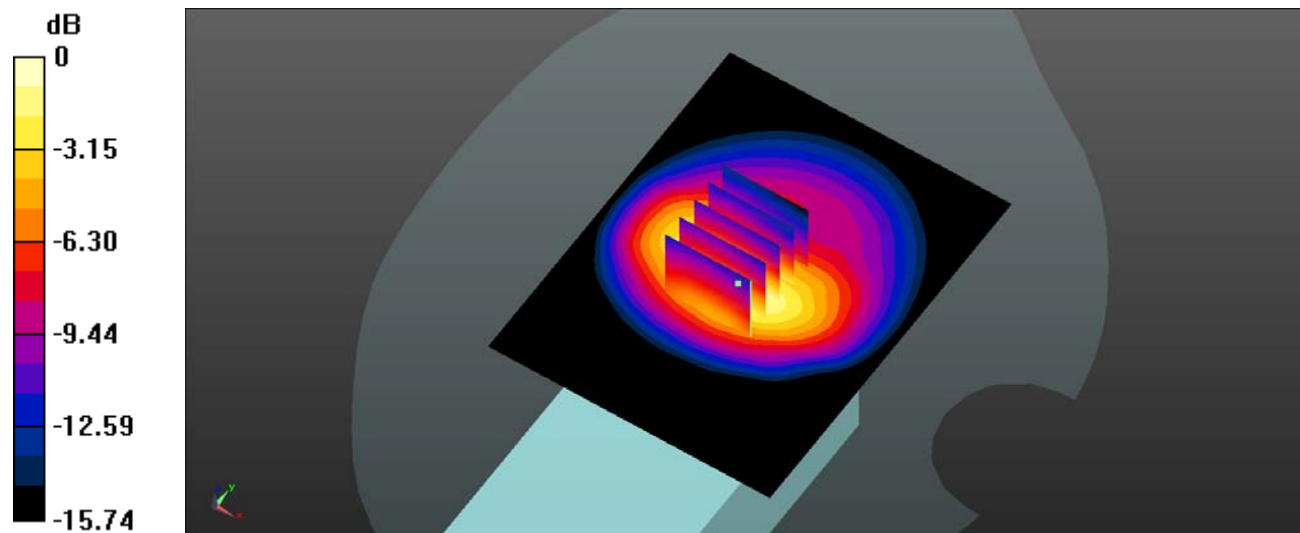
Body Back/LTE Band 5 1RB Mid/Zoom Scan (5x5x7)/Cube 0: Measurement grid: dx=8mm, dy=8mm, dz=5mm

Reference Value = 10.99 V/m; Power Drift = -0.11 dB

Peak SAR (extrapolated) = 1.48 W/kg

SAR(1 g) = 0.603 W/kg; SAR(10 g) = 0.315 W/kg

Maximum value of SAR (measured) = 0.947 W/kg



0 dB = 0.947 W/kg = -0.24 dBW/kg

Plot 65#:**DUT: V73; Type: Wireless POS Terminal**

Communication System: UID 0, Generic FDD-LTE (0); Frequency: 836.5 MHz; Duty Cycle: 1:1

Medium parameters used (interpolated): $f = 836.5$ MHz; $\sigma = 0.923$ S/m; $\epsilon_r = 41.989$; $\rho = 1000$ kg/m³

Phantom section: Flat Section

DASY5 Configuration:

- Probe: EX3DV4 - SN3619; ConvF(8.5, 8.5, 8.5) ; Calibrated: 2021/08/25
- Sensor-Surface: 4mm (Mechanical Surface Detection)
- Electronics: DAE4 Sn1562; Calibrated: 2021/12/13
- Phantom: Twin SAM; Type: QD000P40CD; Serial: 1744
- Measurement SW: DASY52, Version 52.10 (4); SEMCAD X Version 14.6.14 (7501)

Body Back/LTE Band 5 50%RB Mid/Area Scan (71x91x1): Interpolated grid: dx=1.500 mm, dy=1.500 mm

Maximum value of SAR (interpolated) = 0.940 W/kg

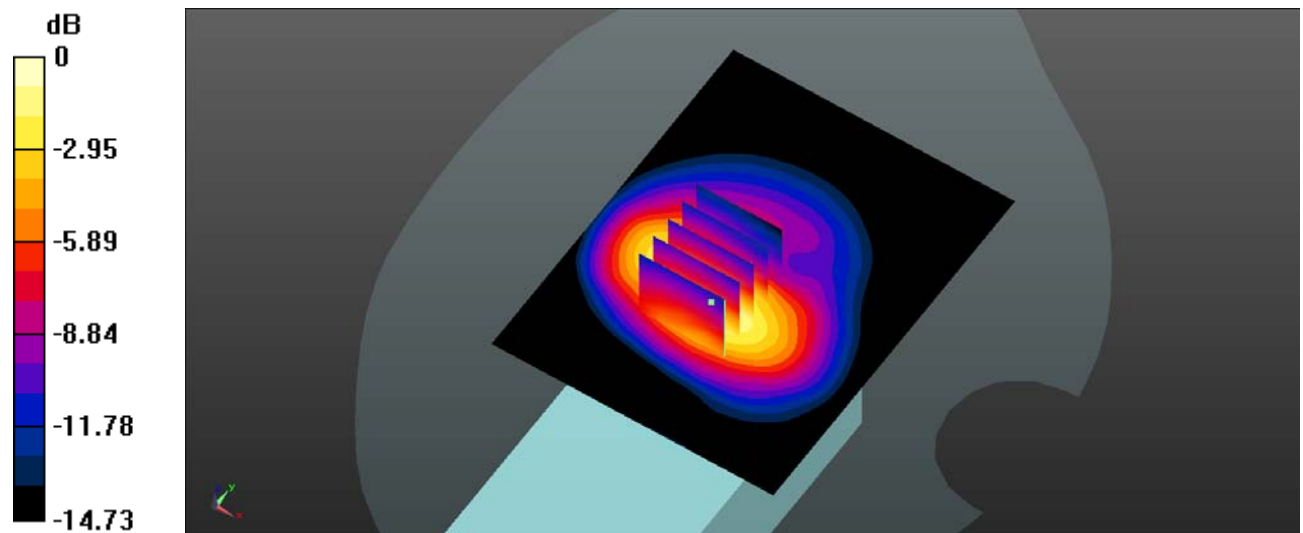
Body Back/LTE Band 5 50%RB Mid/Zoom Scan (5x5x7)/Cube 0: Measurement grid: dx=8mm, dy=8mm, dz=5mm

Reference Value = 14.54 V/m; Power Drift = -0.10 dB

Peak SAR (extrapolated) = 1.59 W/kg

SAR(1 g) = 0.582 W/kg; SAR(10 g) = 0.264 W/kg

Maximum value of SAR (measured) = 0.959 W/kg



Plot 66#:**DUT: V73; Type: Wireless POS Terminal**

Communication System: UID 0, Generic FDD-LTE (0); Frequency: 836.5 MHz; Duty Cycle: 1:1

Medium parameters used (interpolated): $f = 836.5$ MHz; $\sigma = 0.923$ S/m; $\epsilon_r = 41.989$; $\rho = 1000$ kg/m³

Phantom section: Flat Section

DASY5 Configuration:

- Probe: EX3DV4 - SN3619; ConvF(8.5, 8.5, 8.5) ; Calibrated: 2021/08/25
- Sensor-Surface: 4mm (Mechanical Surface Detection)
- Electronics: DAE4 Sn1562; Calibrated: 2021/12/13
- Phantom: Twin SAM; Type: QD000P40CD; Serial: 1744
- Measurement SW: DASY52, Version 52.10 (4); SEMCAD X Version 14.6.14 (7501)

Body Left/LTE Band 5 1RB Mid/Area Scan (71x91x1): Interpolated grid: dx=1.500 mm, dy=1.500 mm

Maximum value of SAR (interpolated) = 0.425 W/kg

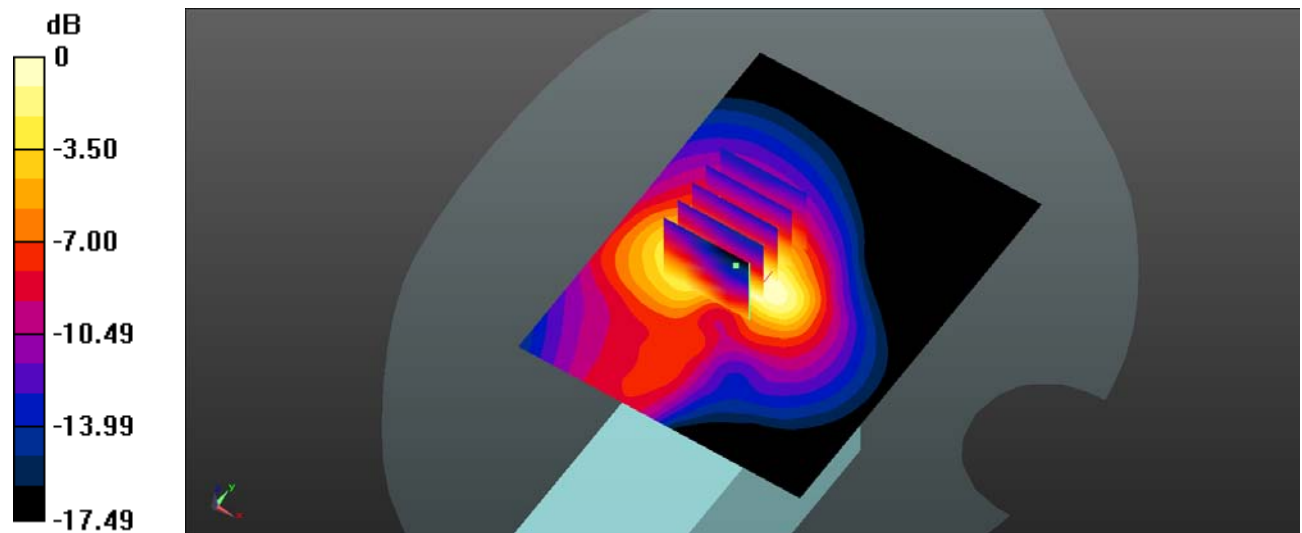
Body Left/LTE Band 5 1RB Mid/Zoom Scan (5x5x7)/Cube 0: Measurement grid: dx=8mm, dy=8mm, dz=5mm

Reference Value = 19.98 V/m; Power Drift = 0.09 dB

Peak SAR (extrapolated) = 0.868 W/kg

SAR(1 g) = 0.380 W/kg; SAR(10 g) = 0.196 W/kg

Maximum value of SAR (measured) = 0.410 W/kg



0 dB = 0.410 W/kg = -3.87 dBW/kg

Plot 67#:**DUT: V73; Type: Wireless POS Terminal**

Communication System: UID 0, Generic FDD-LTE (0); Frequency: 836.5 MHz; Duty Cycle: 1:1

Medium parameters used (interpolated): $f = 836.5$ MHz; $\sigma = 0.923$ S/m; $\epsilon_r = 41.989$; $\rho = 1000$ kg/m³

Phantom section: Flat Section

DASY5 Configuration:

- Probe: EX3DV4 - SN3619; ConvF(8.5, 8.5, 8.5) ; Calibrated: 2021/08/25
- Sensor-Surface: 4mm (Mechanical Surface Detection)
- Electronics: DAE4 Sn1562; Calibrated: 2021/12/13
- Phantom: Twin SAM; Type: QD000P40CD; Serial: 1744
- Measurement SW: DASY52, Version 52.10 (4); SEMCAD X Version 14.6.14 (7501)

Body Left/LTE Band 5 50%RB Mid/Area Scan (71x91x1): Interpolated grid: dx=1.500 mm, dy=1.500 mm

Maximum value of SAR (interpolated) = 0.341 W/kg

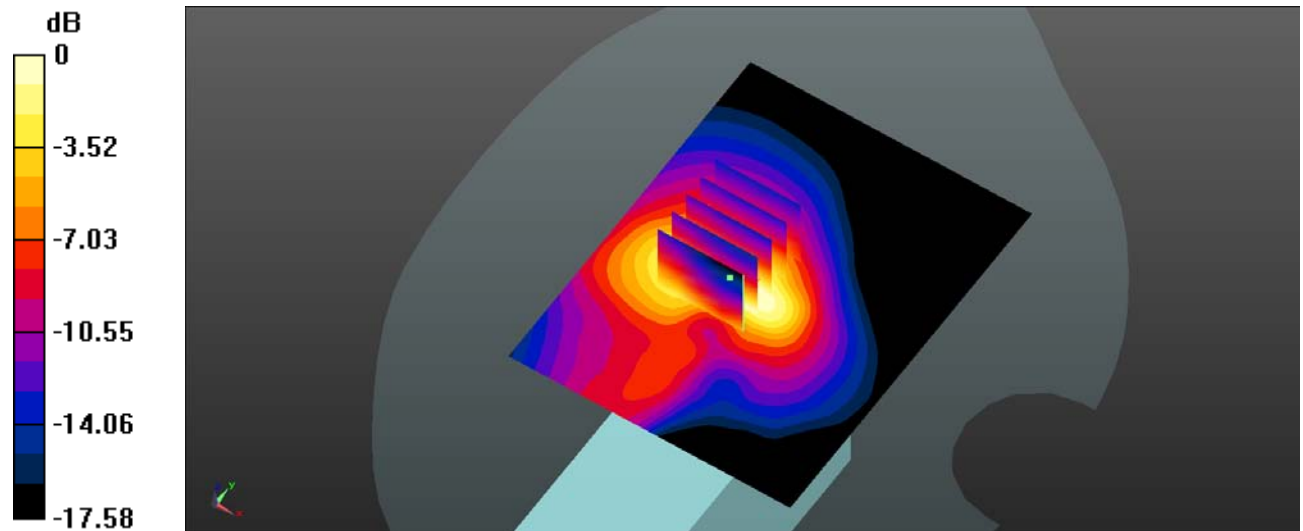
Body Left/LTE Band 5 50%RB Mid/Zoom Scan (5x5x7)/Cube 0: Measurement grid: dx=8mm, dy=8mm, dz=5mm

Reference Value = 17.57 V/m; Power Drift = 0.13 dB

Peak SAR (extrapolated) = 0.649 W/kg

SAR(1 g) = 0.289 W/kg; SAR(10 g) = 0.150 W/kg

Maximum value of SAR (measured) = 0.309 W/kg



0 dB = 0.309 W/kg = -5.10 dBW/kg

Plot 68#:**DUT: V73; Type: Wireless POS Terminal**

Communication System: UID 0, Generic FDD-LTE (0); Frequency: 836.5 MHz; Duty Cycle: 1:1

Medium parameters used (interpolated): $f = 836.5$ MHz; $\sigma = 0.923$ S/m; $\epsilon_r = 41.989$; $\rho = 1000$ kg/m³

Phantom section: Flat Section

DASY5 Configuration:

- Probe: EX3DV4 - SN3619; ConvF(8.5, 8.5, 8.5) ; Calibrated: 2021/08/25
- Sensor-Surface: 4mm (Mechanical Surface Detection)
- Electronics: DAE4 Sn1562; Calibrated: 2021/12/13
- Phantom: Twin SAM; Type: QD000P40CD; Serial: 1744
- Measurement SW: DASY52, Version 52.10 (4); SEMCAD X Version 14.6.14 (7501)

Body Right/LTE Band 5 1RB Mid/Area Scan (71x91x1): Interpolated grid: dx=1.500 mm, dy=1.500 mm

Maximum value of SAR (interpolated) = 0.171 W/kg

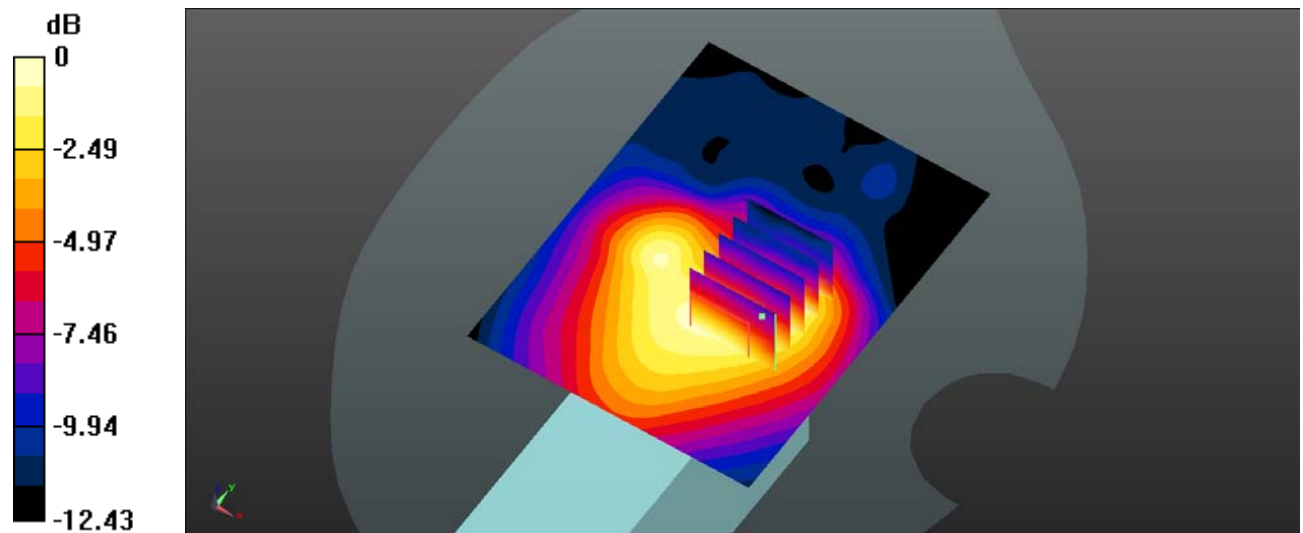
Body Right/LTE Band 5 1RB Mid/Zoom Scan (5x5x7)/Cube 0: Measurement grid: dx=8mm, dy=8mm, dz=5mm

Reference Value = 10.49 V/m; Power Drift = 0.05 dB

Peak SAR (extrapolated) = 0.303 W/kg

SAR(1 g) = 0.148 W/kg; SAR(10 g) = 0.089 W/kg

Maximum value of SAR (measured) = 0.156 W/kg



0 dB = 0.156 W/kg = -8.07 dBW/kg

Plot 69#:**DUT: V73; Type: Wireless POS Terminal**

Communication System: UID 0, Generic FDD-LTE (0); Frequency: 836.5 MHz; Duty Cycle: 1:1

Medium parameters used (interpolated): $f = 836.5$ MHz; $\sigma = 0.923$ S/m; $\epsilon_r = 41.989$; $\rho = 1000$ kg/m³

Phantom section: Flat Section

DASY5 Configuration:

- Probe: EX3DV4 - SN3619; ConvF(8.5, 8.5, 8.5) ; Calibrated: 2021/08/25
- Sensor-Surface: 4mm (Mechanical Surface Detection)
- Electronics: DAE4 Sn1562; Calibrated: 2021/12/13
- Phantom: Twin SAM; Type: QD000P40CD; Serial: 1744
- Measurement SW: DASY52, Version 52.10 (4); SEMCAD X Version 14.6.14 (7501)

Body Right/LTE Band 5 50%RB Mid/Area Scan (71x91x1): Interpolated grid: dx=1.500 mm, dy=1.500 mm

Maximum value of SAR (interpolated) = 0.132 W/kg

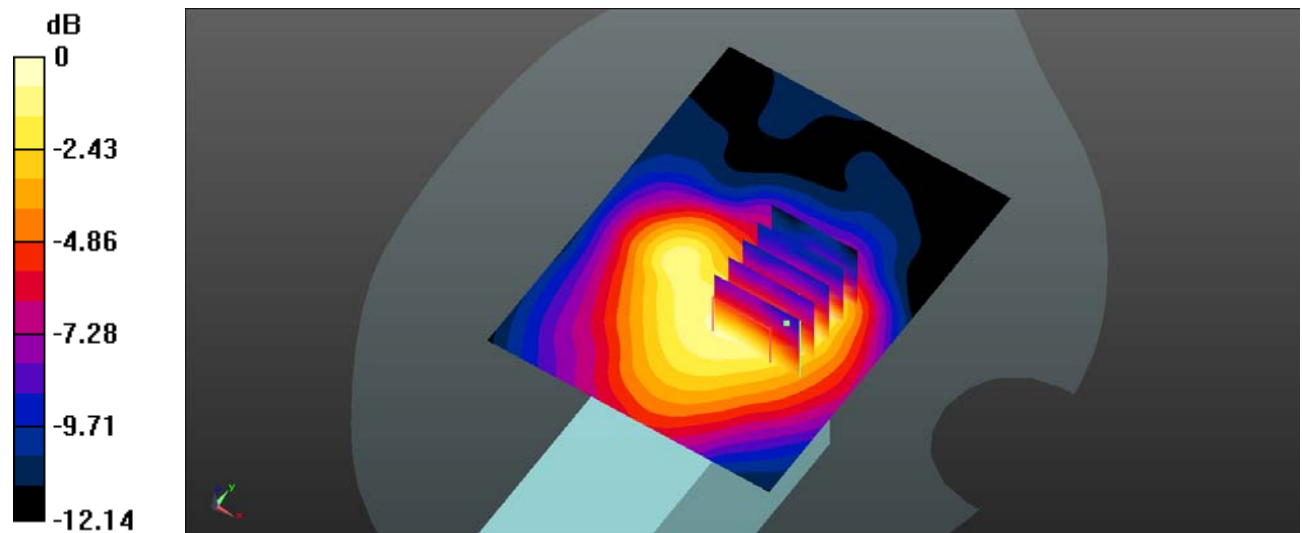
Body Right/LTE Band 5 50%RB Mid/Zoom Scan (5x5x7)/Cube 0: Measurement grid: dx=8mm, dy=8mm, dz=5mm

Reference Value = 9.186 V/m; Power Drift = -0.06 dB

Peak SAR (extrapolated) = 0.241 W/kg

SAR(1 g) = 0.116 W/kg; SAR(10 g) = 0.069 W/kg

Maximum value of SAR (measured) = 0.119 W/kg



0 dB = 0.119 W/kg = -9.24 dBW/kg

Plot 70#:**DUT: V73; Type: Wireless POS Terminal**

Communication System: UID 0, Generic FDD-LTE (0); Frequency: 836.5 MHz; Duty Cycle: 1:1

Medium parameters used (interpolated): $f = 836.5$ MHz; $\sigma = 0.923$ S/m; $\epsilon_r = 41.989$; $\rho = 1000$ kg/m³

Phantom section: Flat Section

DASY5 Configuration:

- Probe: EX3DV4 - SN3619; ConvF(8.5, 8.5, 8.5) ; Calibrated: 2021/08/25
- Sensor-Surface: 4mm (Mechanical Surface Detection)
- Electronics: DAE4 Sn1562; Calibrated: 2021/12/13
- Phantom: Twin SAM; Type: QD000P40CD; Serial: 1744
- Measurement SW: DASY52, Version 52.10 (4); SEMCAD X Version 14.6.14 (7501)

Body Top/LTE Band 5 1RB Mid/Area Scan (71x91x1): Interpolated grid: dx=1.500 mm, dy=1.500 mm

Maximum value of SAR (interpolated) = 0.130 W/kg

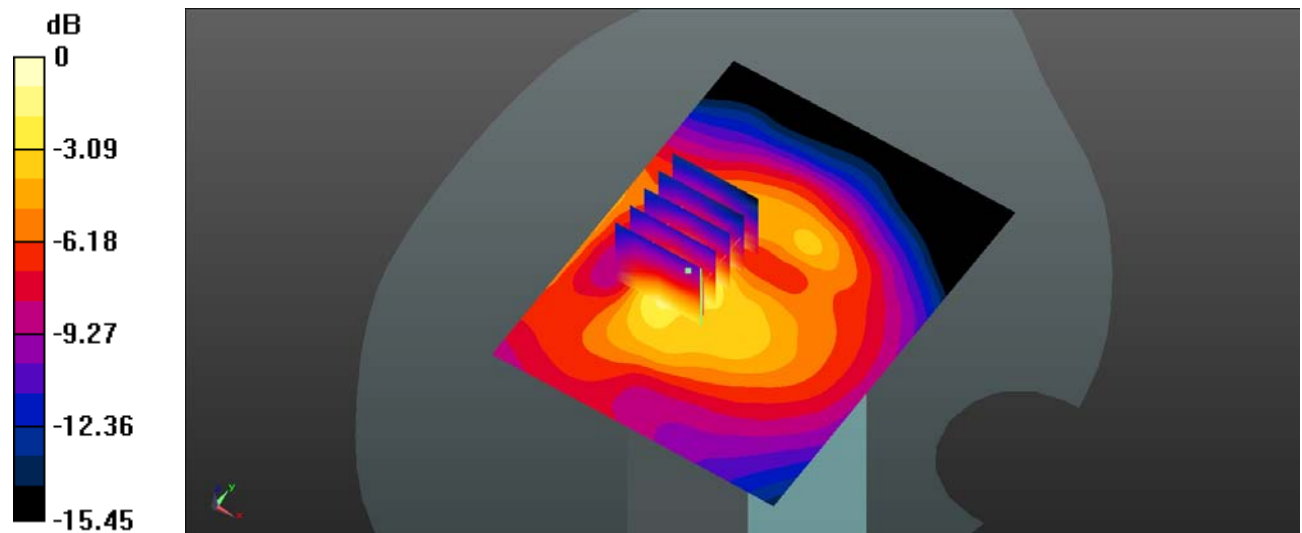
Body Top/LTE Band 5 1RB Mid/Zoom Scan (5x5x7)/Cube 0: Measurement grid: dx=8mm, dy=8mm, dz=5mm

Reference Value = 7.565 V/m; Power Drift = 0.15 dB

Peak SAR (extrapolated) = 0.254 W/kg

SAR(1 g) = 0.123 W/kg; SAR(10 g) = 0.063 W/kg

Maximum value of SAR (measured) = 0.139 W/kg



0 dB = 0.139 W/kg = -8.57 dBW/kg

Plot 71#:**DUT: V73; Type: Wireless POS Terminal**

Communication System: UID 0, Generic FDD-LTE (0); Frequency: 836.5 MHz; Duty Cycle: 1:1

Medium parameters used (interpolated): $f = 836.5$ MHz; $\sigma = 0.923$ S/m; $\epsilon_r = 41.989$; $\rho = 1000$ kg/m³

Phantom section: Flat Section

DASY5 Configuration:

- Probe: EX3DV4 - SN3619; ConvF(8.5, 8.5, 8.5) ; Calibrated: 2021/08/25
- Sensor-Surface: 4mm (Mechanical Surface Detection)
- Electronics: DAE4 Sn1562; Calibrated: 2021/12/13
- Phantom: Twin SAM; Type: QD000P40CD; Serial: 1744
- Measurement SW: DASY52, Version 52.10 (4); SEMCAD X Version 14.6.14 (7501)

Body Top/LTE Band 5 50%RB Mid/Area Scan (71x91x1): Interpolated grid: dx=1.500 mm, dy=1.500 mm

Maximum value of SAR (interpolated) = 0.124 W/kg

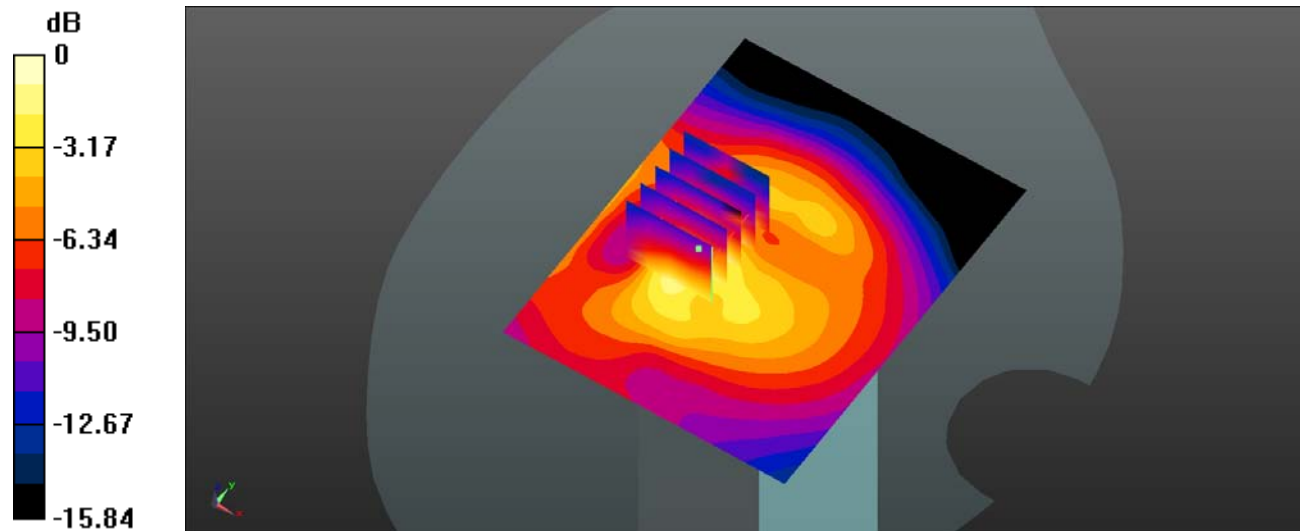
Body Top/LTE Band 5 50%RB Mid/Zoom Scan (5x5x7)/Cube 0: Measurement grid: dx=8mm, dy=8mm, dz=5mm

Reference Value = 6.922 V/m; Power Drift = -0.07 dB

Peak SAR (extrapolated) = 0.179 W/kg

SAR(1 g) = 0.119 W/kg; SAR(10 g) = 0.057 W/kg

Maximum value of SAR (measured) = 0.125 W/kg



Plot 72#:**DUT: V73; Type: Wireless POS Terminal**

Communication System: UID 0, Generic FDD-LTE (0); Frequency: 2535 MHz; Duty Cycle: 1:1

Medium parameters used (interpolated): $f = 2535$ MHz; $\sigma = 1.856$ S/m; $\epsilon_r = 38.694$; $\rho = 1000$ kg/m³

Phantom section: Flat Section

DASY5 Configuration:

- Probe: EX3DV4 - SN3619; ConvF(6.53, 6.53, 6.53) ; Calibrated: 2021/08/25
- Sensor-Surface: 4mm (Mechanical Surface Detection)
- Electronics: DAE4 Sn1562; Calibrated: 2021/12/13
- Phantom: Twin SAM; Type: QD000P40CD; Serial: 1744
- Measurement SW: DASY52, Version 52.10 (4); SEMCAD X Version 14.6.14 (7501)

Body Front/LTE Band 7 1RB Mid/Area Scan (101x121x1): Interpolated grid: dx=1.000 mm, dy=1.000 mm

Maximum value of SAR (interpolated) = 0.499 W/kg


Body Front/LTE Band 7 1RB Mid/Zoom Scan (7x7x7)/Cube 0: Measurement grid: dx=5mm, dy=5mm, dz=5mm

Reference Value = 12.32 V/m; Power Drift = -0.09 dB

Peak SAR (extrapolated) = 0.882 W/kg

SAR(1 g) = 0.291 W/kg; SAR(10 g) = 0.108 W/kg

Maximum value of SAR (measured) = 0.493 W/kg



0 dB = 0.493 W/kg = -3.07 dBW/kg

Plot 73#:**DUT: V73; Type: Wireless POS Terminal**

Communication System: UID 0, Generic FDD-LTE (0); Frequency: 2535 MHz; Duty Cycle: 1:1

Medium parameters used (interpolated): $f = 2535$ MHz; $\sigma = 1.856$ S/m; $\epsilon_r = 38.694$; $\rho = 1000$ kg/m³

Phantom section: Flat Section

DASY5 Configuration:

- Probe: EX3DV4 - SN3619; ConvF(6.53, 6.53, 6.53) ; Calibrated: 2021/08/25
- Sensor-Surface: 4mm (Mechanical Surface Detection)
- Electronics: DAE4 Sn1562; Calibrated: 2021/12/13
- Phantom: Twin SAM; Type: QD000P40CD; Serial: 1744
- Measurement SW: DASY52, Version 52.10 (4); SEMCAD X Version 14.6.14 (7501)

Body Front/LTE Band 7 50%RB Mid/Area Scan (101x121x1): Interpolated grid: dx=1.000 mm, dy=1.000 mm

Maximum value of SAR (interpolated) = 0.492 W/kg


Body Front/LTE Band 7 50%RB Mid/Zoom Scan (7x7x7)/Cube 0: Measurement grid: dx=5mm, dy=5mm, dz=5mm

Reference Value = 10.22 V/m; Power Drift = -0.05 dB

Peak SAR (extrapolated) = 0.907 W/kg

SAR(1 g) = 0.282 W/kg; SAR(10 g) = 0.095 W/kg

Maximum value of SAR (measured) = 0.488 W/kg



0 dB = 0.488 W/kg = -3.12 dBW/kg

Plot 74#:**DUT: V73; Type: Wireless POS Terminal**

Communication System: UID 0, Generic FDD-LTE (0); Frequency: 2510 MHz; Duty Cycle: 1:1

Medium parameters used (interpolated): $f = 2510$ MHz; $\sigma = 1.839$ S/m; $\epsilon_r = 39.155$; $\rho = 1000$ kg/m³

Phantom section: Flat Section

DASY5 Configuration:

- Probe: EX3DV4 - SN3619; ConvF(6.53, 6.53, 6.53) ; Calibrated: 2021/08/25
- Sensor-Surface: 4mm (Mechanical Surface Detection)
- Electronics: DAE4 Sn1562; Calibrated: 2021/12/13
- Phantom: Twin SAM; Type: QD000P40CD; Serial: 1744
- Measurement SW: DASY52, Version 52.10 (4); SEMCAD X Version 14.6.14 (7501)

Body Back/LTE Band 7 1RB Low/Area Scan (101x121x1): Interpolated grid: dx=1.000 mm, dy=1.000 mm

Maximum value of SAR (interpolated) = 1.04 W/kg

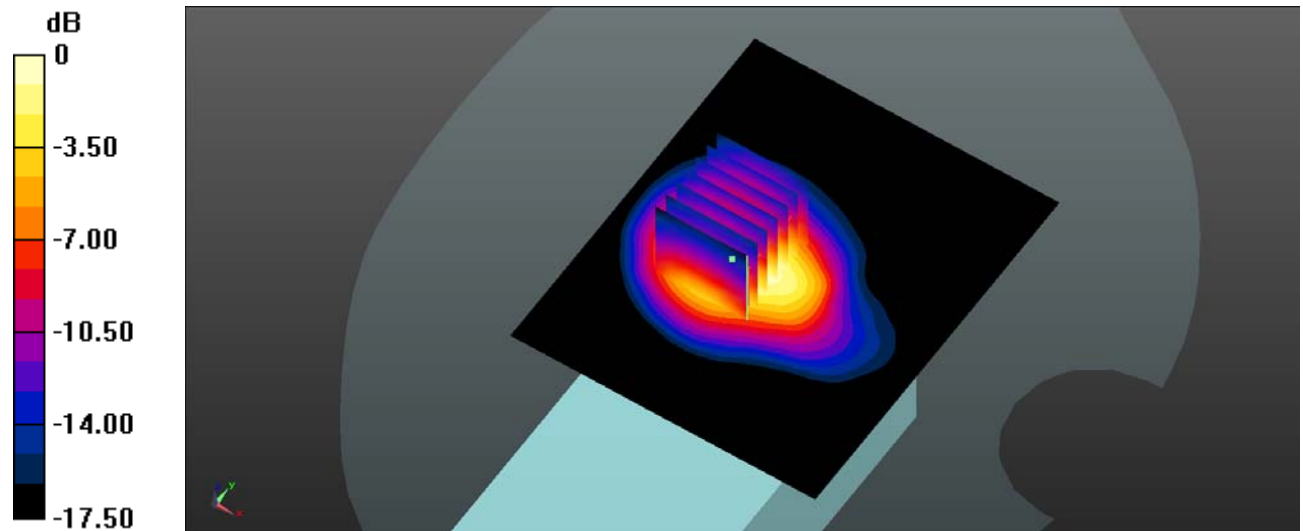
Body Back/LTE Band 7 1RB Low/Zoom Scan (7x7x7)/Cube 0: Measurement grid: dx=5mm, dy=5mm, dz=5mm

Reference Value = 10.39 V/m; Power Drift = 0.01 dB

Peak SAR (extrapolated) = 1.71 W/kg

SAR(1 g) = 0.867 W/kg; SAR(10 g) = 0.454 W/kg

Maximum value of SAR (measured) = 0.959 W/kg



0 dB = 0.959 W/kg = -0.18 dBW/kg

Plot 75#:**DUT: V73; Type: Wireless POS Terminal**

Communication System: UID 0, Generic FDD-LTE (0); Frequency: 2535 MHz; Duty Cycle: 1:1

Medium parameters used (interpolated): $f = 2535$ MHz; $\sigma = 1.856$ S/m; $\epsilon_r = 38.694$; $\rho = 1000$ kg/m³

Phantom section: Flat Section

DASY5 Configuration:

- Probe: EX3DV4 - SN3619; ConvF(6.53, 6.53, 6.53) ; Calibrated: 2021/08/25
- Sensor-Surface: 4mm (Mechanical Surface Detection)
- Electronics: DAE4 Sn1562; Calibrated: 2021/12/13
- Phantom: Twin SAM; Type: QD000P40CD; Serial: 1744
- Measurement SW: DASY52, Version 52.10 (4); SEMCAD X Version 14.6.14 (7501)

Body Back/LTE Band 7 1RB Mid/Area Scan (101x121x1): Interpolated grid: dx=1.000 mm, dy=1.000 mm

Maximum value of SAR (interpolated) = 1.01 W/kg

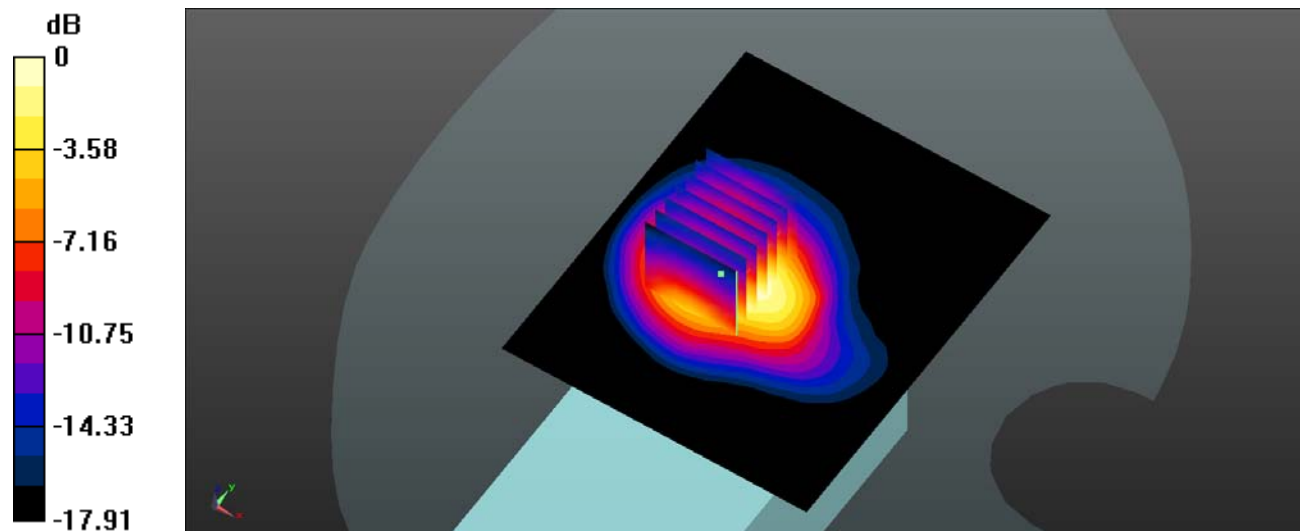
Body Back/LTE Band 7 1RB Mid/Zoom Scan (7x7x7)/Cube 0: Measurement grid: dx=5mm, dy=5mm, dz=5mm

Reference Value = 12.32 V/m; Power Drift = -0.02 dB

Peak SAR (extrapolated) = 1.65 W/kg

SAR(1 g) = 0.891 W/kg; SAR(10 g) = 0.465 W/kg

Maximum value of SAR (measured) = 0.993 W/kg



0 dB = 0.993 W/kg = -0.03 dBW/kg

Plot 76#:**DUT: V73; Type: Wireless POS Terminal**

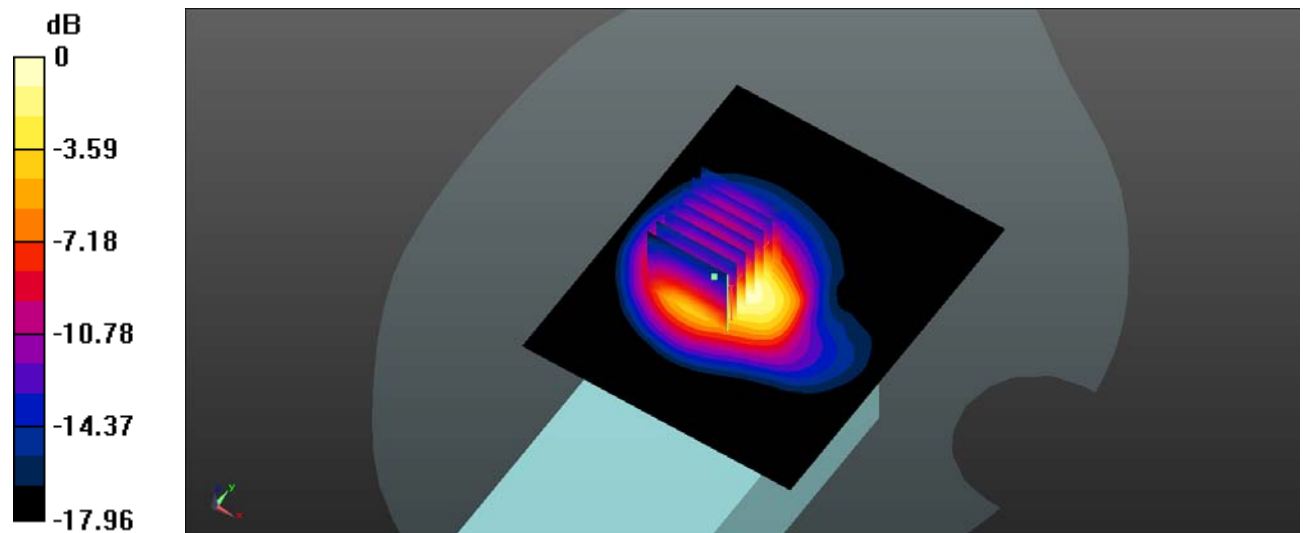
Communication System: UID 0, Generic FDD-LTE (0); Frequency: 2560 MHz; Duty Cycle: 1:1
Medium parameters used (interpolated): $f = 2560$ MHz; $\sigma = 2$ S/m; $\epsilon_r = 40.881$; $\rho = 1000$ kg/m³
Phantom section: Flat Section

DASY5 Configuration:

- Probe: EX3DV4 - SN3619; ConvF(6.53, 6.53, 6.53) ; Calibrated: 2021/08/25
- Sensor-Surface: 4mm (Mechanical Surface Detection)
- Electronics: DAE4 Sn1562; Calibrated: 2021/12/13
- Phantom: Twin SAM; Type: QD000P40CD; Serial: 1744
- Measurement SW: DASY52, Version 52.10 (4); SEMCAD X Version 14.6.14 (7501)

Body Back/LTE Band 7 1RB High/Area Scan (101x121x1): Interpolated grid: $dx=1.000$ mm, $dy=1.000$ mm
Maximum value of SAR (interpolated) = 0.963 W/kg

Body Back/LTE Band 7 1RB High/Zoom Scan (7x7x7)/Cube 0: Measurement grid: $dx=5$ mm, $dy=5$ mm, $dz=5$ mm
Reference Value = 8.81 V/m; Power Drift = -0.12 dB
Peak SAR (extrapolated) = 1.59 W/kg
SAR(1 g) = 0.835 W/kg; SAR(10 g) = 0.434 W/kg
Maximum value of SAR (measured) = 0.917 W/kg



0 dB = 0.917 W/kg = -0.38 dBW/kg

Plot 77#:**DUT: V73; Type: Wireless POS Terminal**

Communication System: UID 0, Generic FDD-LTE (0); Frequency: 2535 MHz; Duty Cycle: 1:1

Medium parameters used (interpolated): $f = 2535$ MHz; $\sigma = 1.856$ S/m; $\epsilon_r = 38.694$; $\rho = 1000$ kg/m³

Phantom section: Flat Section

DASY5 Configuration:

- Probe: EX3DV4 - SN3619; ConvF(6.53, 6.53, 6.53) ; Calibrated: 2021/08/25
- Sensor-Surface: 4mm (Mechanical Surface Detection)
- Electronics: DAE4 Sn1562; Calibrated: 2021/12/13
- Phantom: Twin SAM; Type: QD000P40CD; Serial: 1744
- Measurement SW: DASY52, Version 52.10 (4); SEMCAD X Version 14.6.14 (7501)

Body Back/LTE Band 7 50%RB Mid/Area Scan (101x121x1): Interpolated grid: dx=1.000 mm, dy=1.000 mm

Maximum value of SAR (interpolated) = 0.793 W/kg

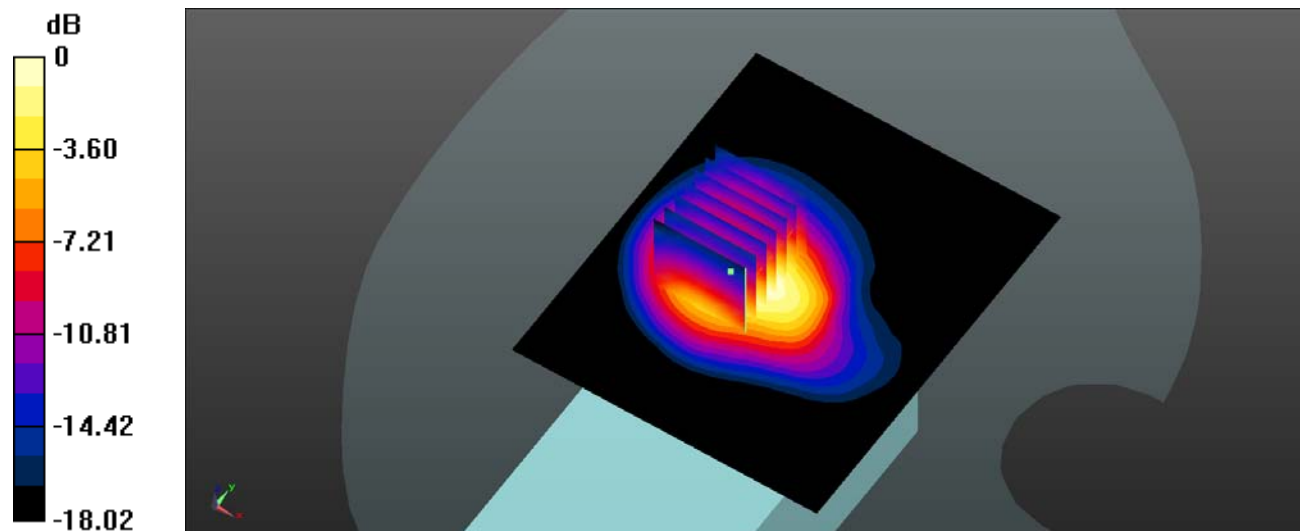
Body Back/LTE Band 7 50%RB Mid/Zoom Scan (7x7x7)/Cube 0: Measurement grid: dx=5mm, dy=5mm, dz=5mm

Reference Value = 13.34 V/m; Power Drift = 0.01 dB

Peak SAR (extrapolated) = 1.66 W/kg

SAR(1 g) = 0.665 W/kg; SAR(10 g) = 0.358 W/kg

Maximum value of SAR (measured) = 0.759 W/kg



0 dB = 0.759 W/kg = -1.20 dBW/kg

Plot 78#:**DUT: V73; Type: Wireless POS Terminal**

Communication System: UID 0, Generic FDD-LTE (0); Frequency: 2535 MHz; Duty Cycle: 1:1

Medium parameters used (interpolated): $f = 2535$ MHz; $\sigma = 1.856$ S/m; $\epsilon_r = 38.694$; $\rho = 1000$ kg/m³

Phantom section: Flat Section

DASY5 Configuration:

- Probe: EX3DV4 - SN3619; ConvF(6.53, 6.53, 6.53) ; Calibrated: 2021/08/25
- Sensor-Surface: 4mm (Mechanical Surface Detection)
- Electronics: DAE4 Sn1562; Calibrated: 2021/12/13
- Phantom: Twin SAM; Type: QD000P40CD; Serial: 1744
- Measurement SW: DASY52, Version 52.10 (4); SEMCAD X Version 14.6.14 (7501)

Body Back/LTE Band 7 100%RB Mid/Area Scan (101x121x1): Interpolated grid: dx=1.000 mm, dy=1.000 mm

Maximum value of SAR (interpolated) = 7.73 W/kg

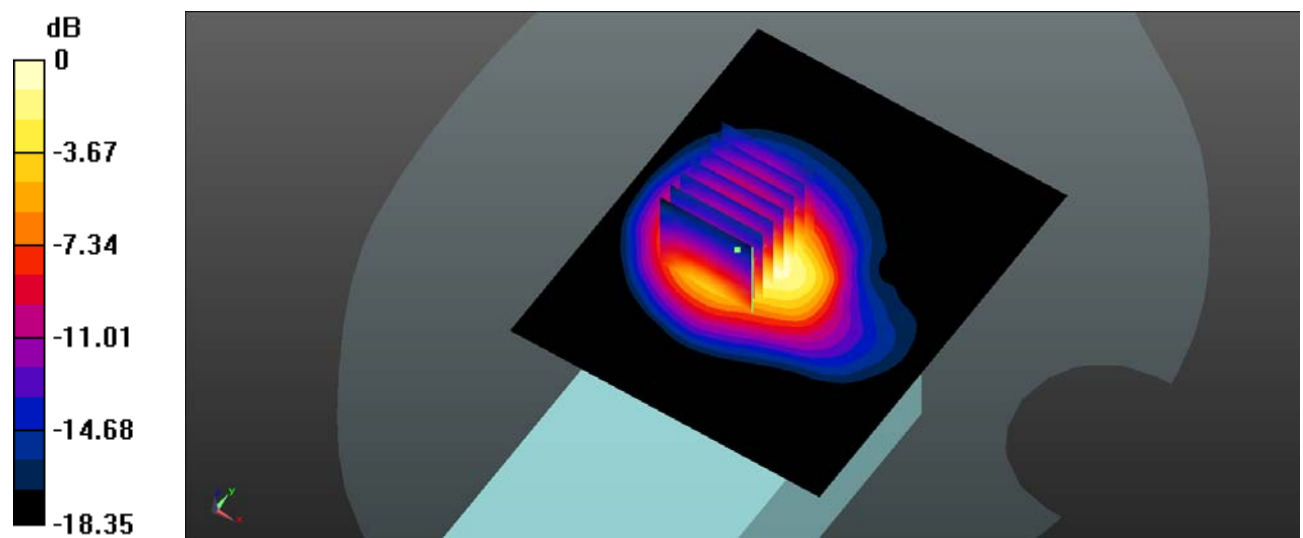
Body Back/LTE Band 7 100%RB Mid/Zoom Scan (7x7x7)/Cube 0: Measurement grid: dx=5mm, dy=5mm, dz=5mm

Reference Value = 54.94 V/m; Power Drift = -0.07 dB

Peak SAR (extrapolated) = 12.6 W/kg

SAR(1 g) = 0.668 W/kg; SAR(10 g) = 3.42 W/kg

Maximum value of SAR (measured) = 7.34 W/kg



0 dB = 7.34 W/kg = 8.66 dBW/kg

Plot 79#:**DUT: V73; Type: Wireless POS Terminal**

Communication System: UID 0, Generic FDD-LTE (0); Frequency: 2535 MHz; Duty Cycle: 1:1

Medium parameters used (interpolated): $f = 2535$ MHz; $\sigma = 1.856$ S/m; $\epsilon_r = 38.694$; $\rho = 1000$ kg/m³

Phantom section: Flat Section

DASY5 Configuration:

- Probe: EX3DV4 - SN3619; ConvF(6.53, 6.53, 6.53) ; Calibrated: 2021/08/25
- Sensor-Surface: 4mm (Mechanical Surface Detection)
- Electronics: DAE4 Sn1562; Calibrated: 2021/12/13
- Phantom: Twin SAM; Type: QD000P40CD; Serial: 1744
- Measurement SW: DASY52, Version 52.10 (4); SEMCAD X Version 14.6.14 (7501)

Body Left/LTE Band 7 1RB Mid/Area Scan (101x121x1): Interpolated grid: dx=1.000 mm, dy=1.000 mm

Maximum value of SAR (interpolated) = 0.251 W/kg

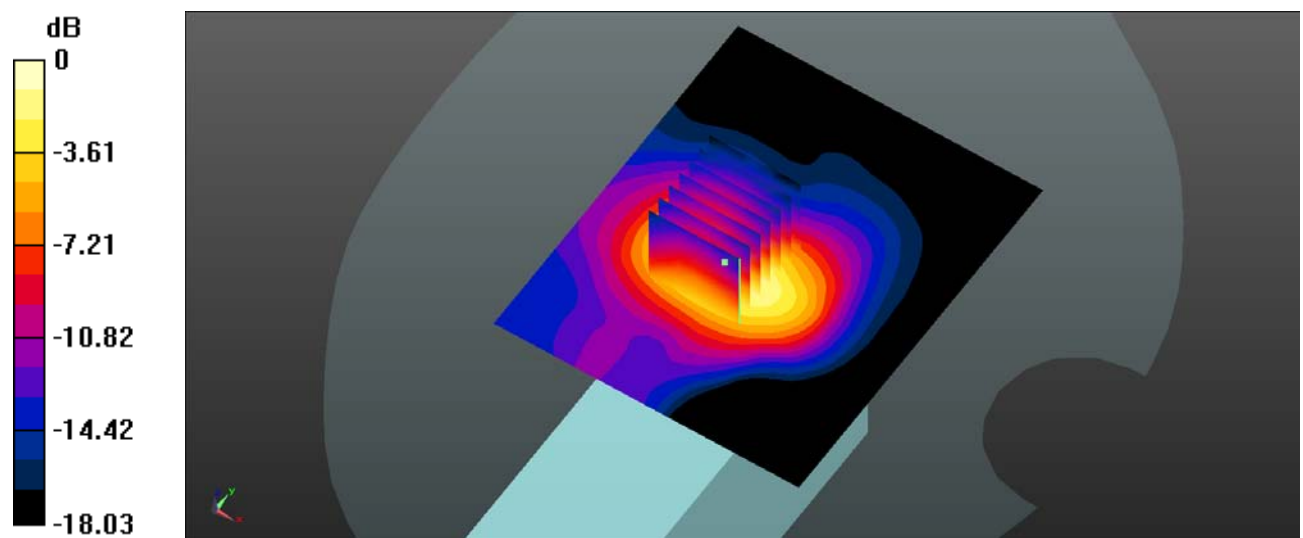
Body Left/LTE Band 7 1RB Mid/Zoom Scan (7x7x7)/Cube 0: Measurement grid: dx=5mm, dy=5mm, dz=5mm

Reference Value = 9.53 V/m; Power Drift = -0.11 dB

Peak SAR (extrapolated) = 0.455 W/kg

SAR(1 g) = 0.114 W/kg; SAR(10 g) = 0.057 W/kg

Maximum value of SAR (measured) = 0.245 W/kg



0 dB = 0.245 W/kg = -6.11 dBW/kg

Plot 80#:**DUT: V73; Type: Wireless POS Terminal**

Communication System: UID 0, Generic FDD-LTE (0); Frequency: 2535 MHz; Duty Cycle: 1:1

Medium parameters used (interpolated): $f = 2535$ MHz; $\sigma = 1.856$ S/m; $\epsilon_r = 38.694$; $\rho = 1000$ kg/m³

Phantom section: Flat Section

DASY5 Configuration:

- Probe: EX3DV4 - SN3619; ConvF(6.53, 6.53, 6.53) ; Calibrated: 2021/08/25
- Sensor-Surface: 4mm (Mechanical Surface Detection)
- Electronics: DAE4 Sn1562; Calibrated: 2021/12/13
- Phantom: Twin SAM; Type: QD000P40CD; Serial: 1744
- Measurement SW: DASY52, Version 52.10 (4); SEMCAD X Version 14.6.14 (7501)

Body Left/LTE Band 7 50%RB Mid/Area Scan (101x121x1): Interpolated grid: dx=1.000 mm, dy=1.000 mm

Maximum value of SAR (interpolated) = 0.196 W/kg

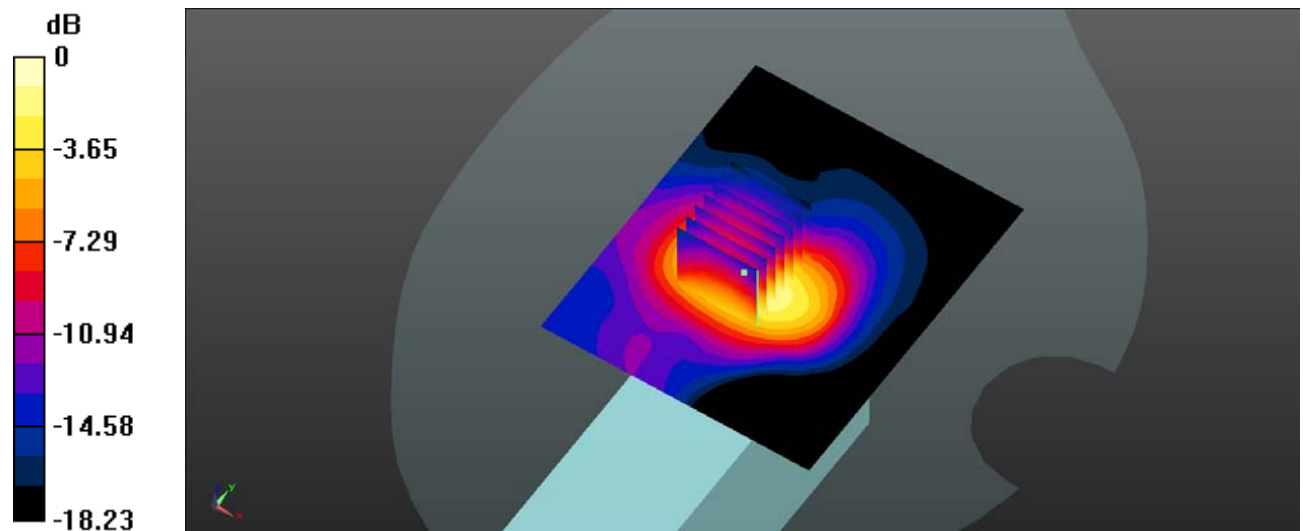
Body Left/LTE Band 7 50%RB Mid/Zoom Scan (7x7x7)/Cube 0: Measurement grid: dx=5mm, dy=5mm, dz=5mm

Reference Value = 11.90 V/m; Power Drift = -0.07 dB

Peak SAR (extrapolated) = 0.383 W/kg

SAR(1 g) = 0.107 W/kg; SAR(10 g) = 0.064 W/kg

Maximum value of SAR (measured) = 0.192 W/kg



0 dB = 0.192 W/kg = -7.17 dBW/kg

Plot 81#:**DUT: V73; Type: Wireless POS Terminal**

Communication System: UID 0, Generic FDD-LTE (0); Frequency: 2535 MHz; Duty Cycle: 1:1

Medium parameters used (interpolated): $f = 2535$ MHz; $\sigma = 1.856$ S/m; $\epsilon_r = 38.694$; $\rho = 1000$ kg/m³

Phantom section: Flat Section

DASY5 Configuration:

- Probe: EX3DV4 - SN3619; ConvF(6.53, 6.53, 6.53) ; Calibrated: 2021/08/25
- Sensor-Surface: 4mm (Mechanical Surface Detection)
- Electronics: DAE4 Sn1562; Calibrated: 2021/12/13
- Phantom: Twin SAM; Type: QD000P40CD; Serial: 1744
- Measurement SW: DASY52, Version 52.10 (4); SEMCAD X Version 14.6.14 (7501)

Body Right/LTE Band 7 1RB Mid/Area Scan (101x121x1): Interpolated grid: dx=1.000 mm, dy=1.000 mm

Maximum value of SAR (interpolated) = 0.521 W/kg


Body Right/LTE Band 7 1RB Mid/Zoom Scan (7x7x7)/Cube 0: Measurement grid: dx=5mm, dy=5mm, dz=5mm

Reference Value = 9.878 V/m; Power Drift = -0.05 dB

Peak SAR (extrapolated) = 0.833 W/kg

SAR(1 g) = 0.461 W/kg; SAR(10 g) = 0.252 W/kg

Maximum value of SAR (measured) = 0.532 W/kg



0 dB = 0.532 W/kg = -2.74 dBW/kg

Plot 82#:**DUT: V73; Type: Wireless POS Terminal**

Communication System: UID 0, Generic FDD-LTE (0); Frequency: 2535 MHz; Duty Cycle: 1:1

Medium parameters used (interpolated): $f = 2535$ MHz; $\sigma = 1.856$ S/m; $\epsilon_r = 38.694$; $\rho = 1000$ kg/m³

Phantom section: Flat Section

DASY5 Configuration:

- Probe: EX3DV4 - SN3619; ConvF(6.53, 6.53, 6.53) ; Calibrated: 2021/08/25
- Sensor-Surface: 4mm (Mechanical Surface Detection)
- Electronics: DAE4 Sn1562; Calibrated: 2021/12/13
- Phantom: Twin SAM; Type: QD000P40CD; Serial: 1744
- Measurement SW: DASY52, Version 52.10 (4); SEMCAD X Version 14.6.14 (7501)

Body Right/LTE Band 7 50%RB Mid/Area Scan (101x121x1): Interpolated grid: dx=1.000 mm, dy=1.000 mm

Maximum value of SAR (interpolated) = 0.498 W/kg


Body Right/LTE Band 7 50%RB Mid/Zoom Scan (7x7x7)/Cube 0: Measurement grid: dx=5mm, dy=5mm, dz=5mm

Reference Value = 9.621 V/m; Power Drift = -0.13 dB

Peak SAR (extrapolated) = 0.799 W/kg

SAR(1 g) = 0.456 W/kg; SAR(10 g) = 0.248 W/kg

Maximum value of SAR (measured) = 0.512 W/kg



0 dB = 0.512 W/kg = -2.91 dBW/kg

Plot 83#:**DUT: V73; Type: Wireless POS Terminal**

Communication System: UID 0, Generic FDD-LTE (0); Frequency: 2535 MHz; Duty Cycle: 1:1

Medium parameters used (interpolated): $f = 2535$ MHz; $\sigma = 1.856$ S/m; $\epsilon_r = 38.694$; $\rho = 1000$ kg/m³

Phantom section: Flat Section

DASY5 Configuration:

- Probe: EX3DV4 - SN3619; ConvF(6.53, 6.53, 6.53) ; Calibrated: 2021/08/25
- Sensor-Surface: 4mm (Mechanical Surface Detection)
- Electronics: DAE4 Sn1562; Calibrated: 2021/12/13
- Phantom: Twin SAM; Type: QD000P40CD; Serial: 1744
- Measurement SW: DASY52, Version 52.10 (4); SEMCAD X Version 14.6.14 (7501)

Body Top/LTE Band 7 1RB Mid/Area Scan (101x101x1): Interpolated grid: dx=1.000 mm, dy=1.000 mm

Maximum value of SAR (interpolated) = 0.468 W/kg

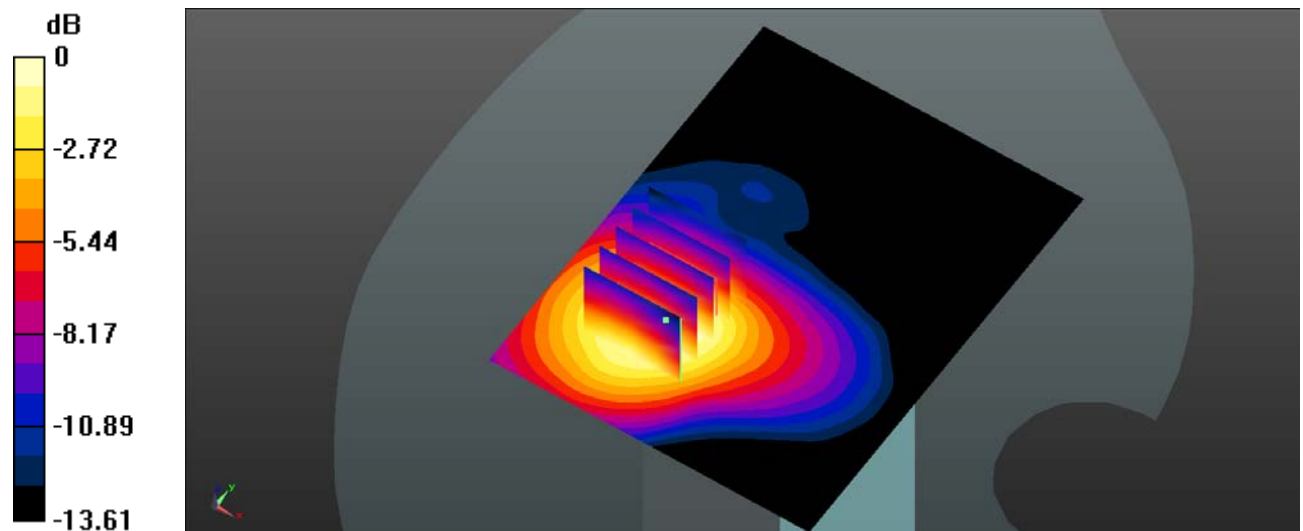
Body Top/LTE Band 7 1RB Mid/Zoom Scan (7x7x7)/Cube 0: Measurement grid: dx=5mm, dy=5mm, dz=5mm

Reference Value = 14.40 V/m; Power Drift = -0.05 dB

Peak SAR (extrapolated) = 0.641 W/kg

SAR(1 g) = 0.426 W/kg; SAR(10 g) = 0.255 W/kg

Maximum value of SAR (measured) = 0.463 W/kg



0 dB = 0.463 W/kg = -3.34 dBW/kg

Plot 84#:**DUT: V73; Type: Wireless POS Terminal**

Communication System: UID 0, Generic FDD-LTE (0); Frequency: 2535 MHz; Duty Cycle: 1:1

Medium parameters used (interpolated): $f = 2535$ MHz; $\sigma = 1.856$ S/m; $\epsilon_r = 38.694$; $\rho = 1000$ kg/m³

Phantom section: Flat Section

DASY5 Configuration:

- Probe: EX3DV4 - SN3619; ConvF(6.53, 6.53, 6.53) ; Calibrated: 2021/08/25
- Sensor-Surface: 4mm (Mechanical Surface Detection)
- Electronics: DAE4 Sn1562; Calibrated: 2021/12/13
- Phantom: Twin SAM; Type: QD000P40CD; Serial: 1744
- Measurement SW: DASY52, Version 52.10 (4); SEMCAD X Version 14.6.14 (7501)

Body Top/LTE Band 7 50%RB Mid/Area Scan (101x101x1): Interpolated grid: dx=1.000 mm, dy=1.000 mm

Maximum value of SAR (interpolated) = 0.380 W/kg

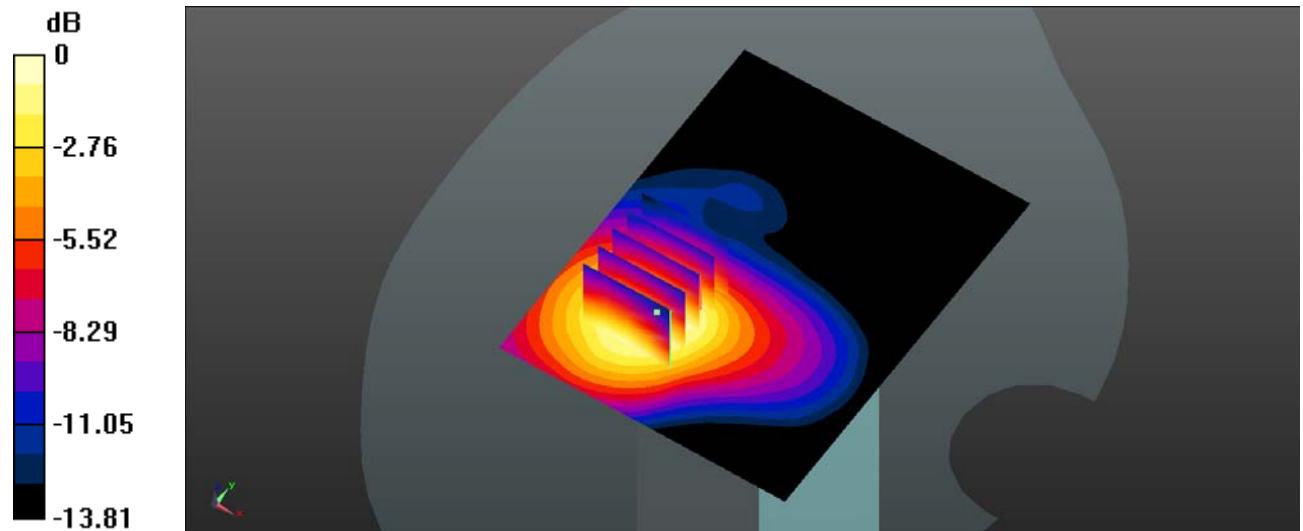
Body Top/LTE Band 7 50%RB Mid/Zoom Scan (7x7x7)/Cube 0: Measurement grid: dx=5mm, dy=5mm, dz=5mm

Reference Value = 12.96 V/m; Power Drift = 0.19 dB

Peak SAR (extrapolated) = 0.523 W/kg

SAR(1 g) = 0.347 W/kg; SAR(10 g) = 0.208 W/kg

Maximum value of SAR (measured) = 0.378 W/kg



0 dB = 0.378 W/kg = -4.23 dBW/kg

Plot 85#:**DUT: V73; Type: Wireless POS Terminal**

Communication System: UID 0, Generic 2.4G DTS (0); Frequency: 2442 MHz; Duty Cycle: 1:1

Medium parameters used (interpolated): $f = 2442$ MHz; $\sigma = 1.879$ S/m; $\epsilon_r = 39.846$; $\rho = 1000$ kg/m³

Phantom section: Flat Section

DASY5 Configuration:

- Probe: EX3DV4 - SN3619; ConvF(6.69, 6.69, 6.69) ; Calibrated: 2021/08/25
- Sensor-Surface: 4mm (Mechanical Surface Detection)
- Electronics: DAE4 Sn1562; Calibrated: 2021/12/13
- Phantom: Twin SAM; Type: QD000P40CD; Serial: 1744
- Measurement SW: DASY52, Version 52.10 (4); SEMCAD X Version 14.6.14 (7501)

Body Front/2.4G WLAN Mid/Area Scan (101x121x1): Interpolated grid: dx=1.000 mm, dy=1.000 mm

Maximum value of SAR (interpolated) = 0.121 W/kg

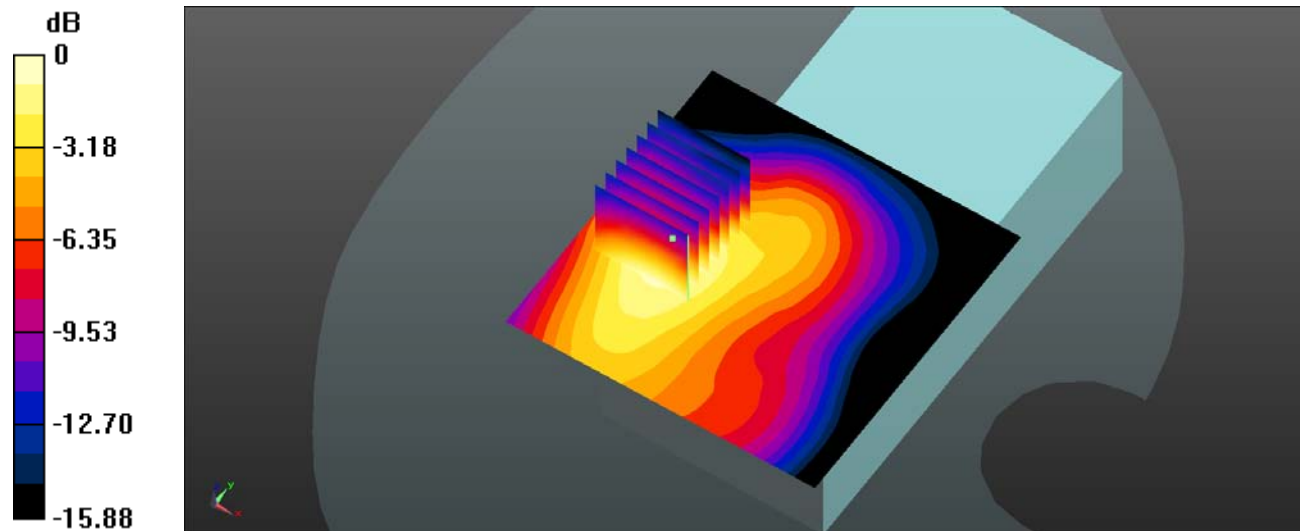
Body Front/2.4G WLAN Mid/Zoom Scan (7x7x7)/Cube 0: Measurement grid: dx=5mm, dy=5mm, dz=5mm

Reference Value = 2.723 V/m; Power Drift = 0.14 dB

Peak SAR (extrapolated) = 0.172 W/kg

SAR(1 g) = 0.056 W/kg; SAR(10 g) = 0.027 W/kg

Maximum value of SAR (measured) = 0.114 W/kg



0 dB = 0.114 W/kg = -9.43 dBW/kg

Plot 86#:**DUT: V73; Type: Wireless POS Terminal**

Communication System: UID 0, Generic 2.4G DTS (0); Frequency: 2442 MHz; Duty Cycle: 1:1

Medium parameters used (interpolated): $f = 2442$ MHz; $\sigma = 1.879$ S/m; $\epsilon_r = 39.846$; $\rho = 1000$ kg/m³

Phantom section: Flat Section

DASY5 Configuration:

- Probe: EX3DV4 - SN3619; ConvF(6.69, 6.69, 6.69) ; Calibrated: 2021/08/25
- Sensor-Surface: 4mm (Mechanical Surface Detection)
- Electronics: DAE4 Sn1562; Calibrated: 2021/12/13
- Phantom: Twin SAM; Type: QD000P40CD; Serial: 1744
- Measurement SW: DASY52, Version 52.10 (4); SEMCAD X Version 14.6.14 (7501)

Body Back/2.4G WLAN Mid/Area Scan (101x121x1): Interpolated grid: dx=1.000 mm, dy=1.000 mm

Maximum value of SAR (interpolated) = 0.161 W/kg

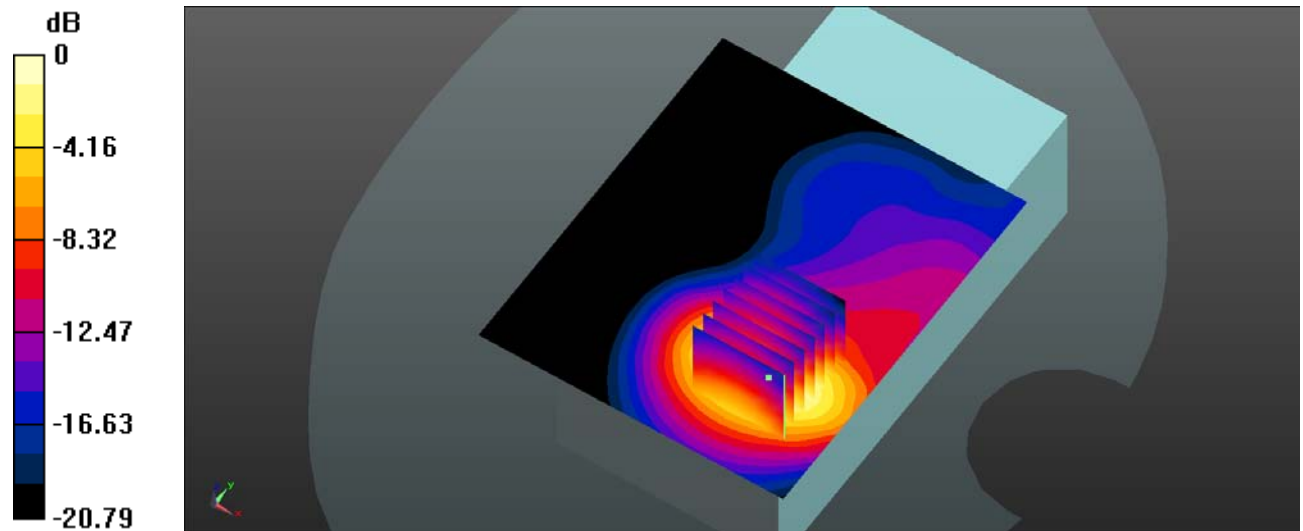
Body Back/2.4G WLAN Mid/Zoom Scan (7x7x7)/Cube 0: Measurement grid: dx=5mm, dy=5mm, dz=5mm

Reference Value = 6.442 V/m; Power Drift = 0.04 dB

Peak SAR (extrapolated) = 0.252 W/kg

SAR(1 g) = 0.116 W/kg; SAR(10 g) = 0.047 W/kg

Maximum value of SAR (measured) = 0.154 W/kg



0 dB = 0.154 W/kg = -8.12 dBW/kg

Plot 87#:**DUT: V73; Type: Wireless POS Terminal**

Communication System: UID 0, Generic 2.4G DTS (0); Frequency: 2442 MHz; Duty Cycle: 1:1

Medium parameters used (interpolated): $f = 2442$ MHz; $\sigma = 1.879$ S/m; $\epsilon_r = 39.846$; $\rho = 1000$ kg/m³

Phantom section: Flat Section

DASY5 Configuration:

- Probe: EX3DV4 - SN3619; ConvF(6.69, 6.69, 6.69) ; Calibrated: 2021/08/25
- Sensor-Surface: 4mm (Mechanical Surface Detection)
- Electronics: DAE4 Sn1562; Calibrated: 2021/12/13
- Phantom: Twin SAM; Type: QD000P40CD; Serial: 1744
- Measurement SW: DASY52, Version 52.10 (4); SEMCAD X Version 14.6.14 (7501)

Body Left/2.4G WLAN Mid/Area Scan (101x121x1): Interpolated grid: dx=1.000 mm, dy=1.000 mm

Maximum value of SAR (interpolated) = 0.147 W/kg

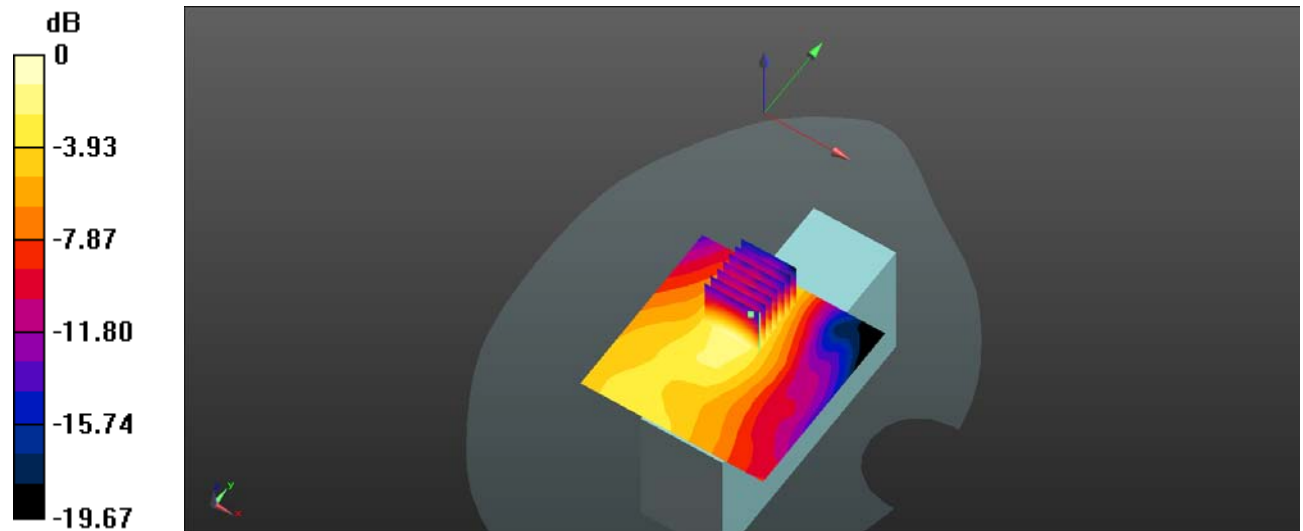
Body Left/2.4G WLAN Mid/Zoom Scan (7x7x7)/Cube 0: Measurement grid: dx=5mm, dy=5mm, dz=5mm

Reference Value = 7.887 V/m; Power Drift = 0.09 dB

Peak SAR (extrapolated) = 0.263 W/kg

SAR(1 g) = 0.123 W/kg; SAR(10 g) = 0.083 W/kg

Maximum value of SAR (measured) = 0.177 W/kg



0 dB = 0.177 W/kg = -7.52 dBW/kg

Plot 88#:**DUT: V73; Type: Wireless POS Terminal**

Communication System: UID 0, Generic 2.4G DTS (0); Frequency: 2442 MHz; Duty Cycle: 1:1

Medium parameters used (interpolated): $f = 2442$ MHz; $\sigma = 1.879$ S/m; $\epsilon_r = 39.846$; $\rho = 1000$ kg/m³

Phantom section: Flat Section

DASY5 Configuration:

- Probe: EX3DV4 - SN3619; ConvF(6.69, 6.69, 6.69) ; Calibrated: 2021/08/25
- Sensor-Surface: 4mm (Mechanical Surface Detection)
- Electronics: DAE4 Sn1562; Calibrated: 2021/12/13
- Phantom: Twin SAM; Type: QD000P40CD; Serial: 1744
- Measurement SW: DASY52, Version 52.10 (4); SEMCAD X Version 14.6.14 (7501)

Body Bottom/2.4G WLAN Mid /Area Scan (101x101x1): Interpolated grid: dx=1.000 mm, dy=1.000 mm

Maximum value of SAR (interpolated) = 0.118 W/kg

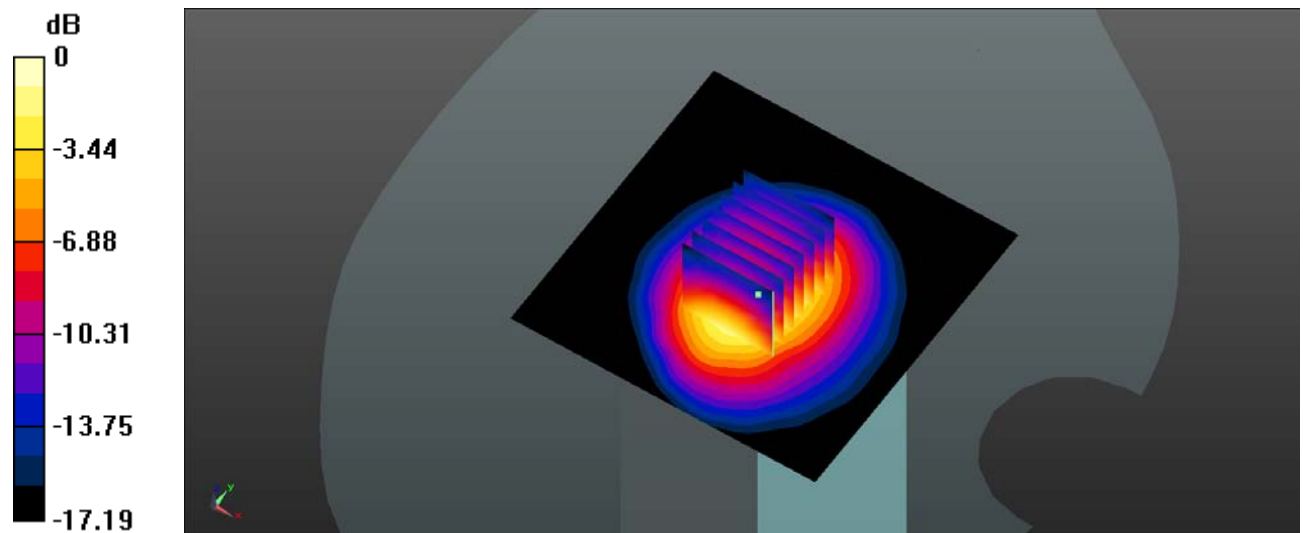
Body Bottom/2.4G WLAN Mid /Zoom Scan (7x7x7)/Cube 0: Measurement grid: dx=5mm, dy=5mm, dz=5mm

Reference Value = 14.40 V/m; Power Drift = -0.05 dB

Peak SAR (extrapolated) = 0.141 W/kg

SAR(1 g) = 0.065 W/kg; SAR(10 g) = 0.044 W/kg

Maximum value of SAR (measured) = 0.303 W/kg



0 dB = 0.103 W/kg = -9.87 dBW/kg