

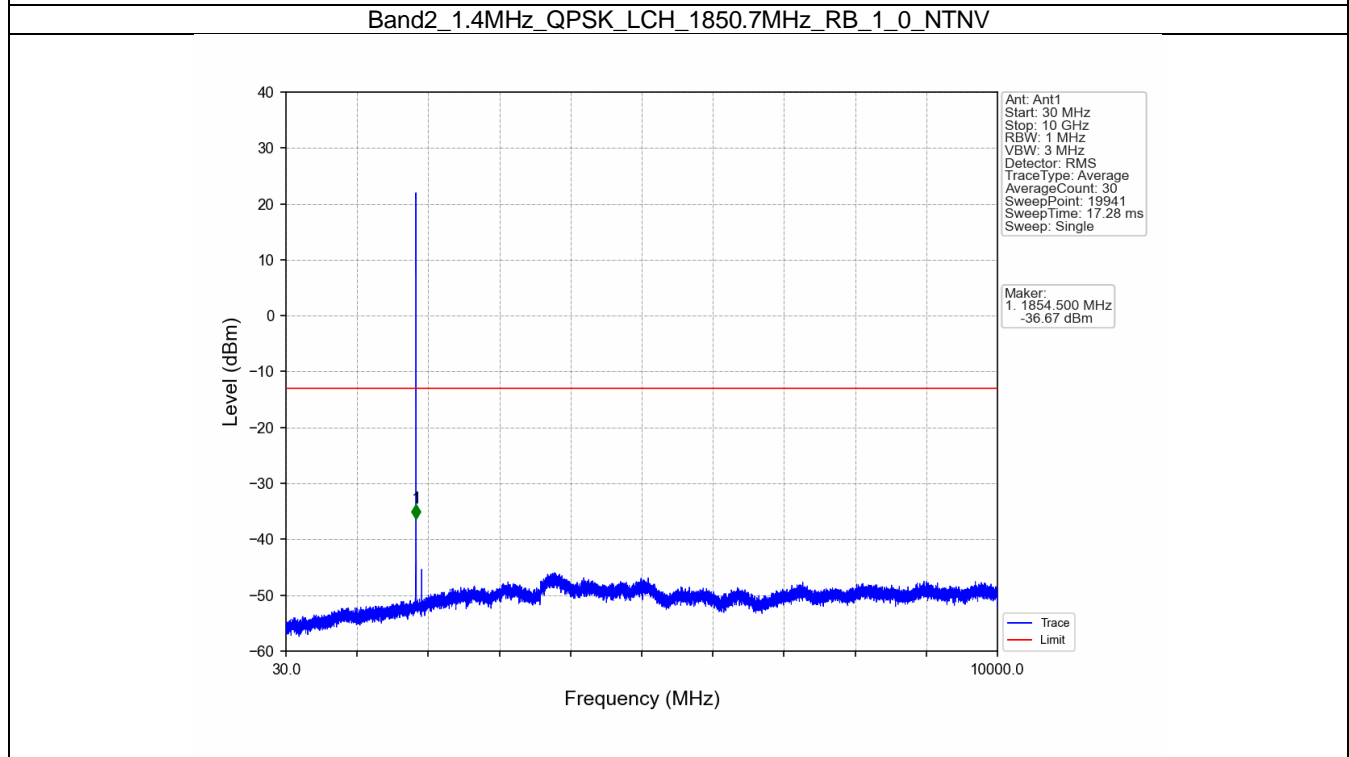
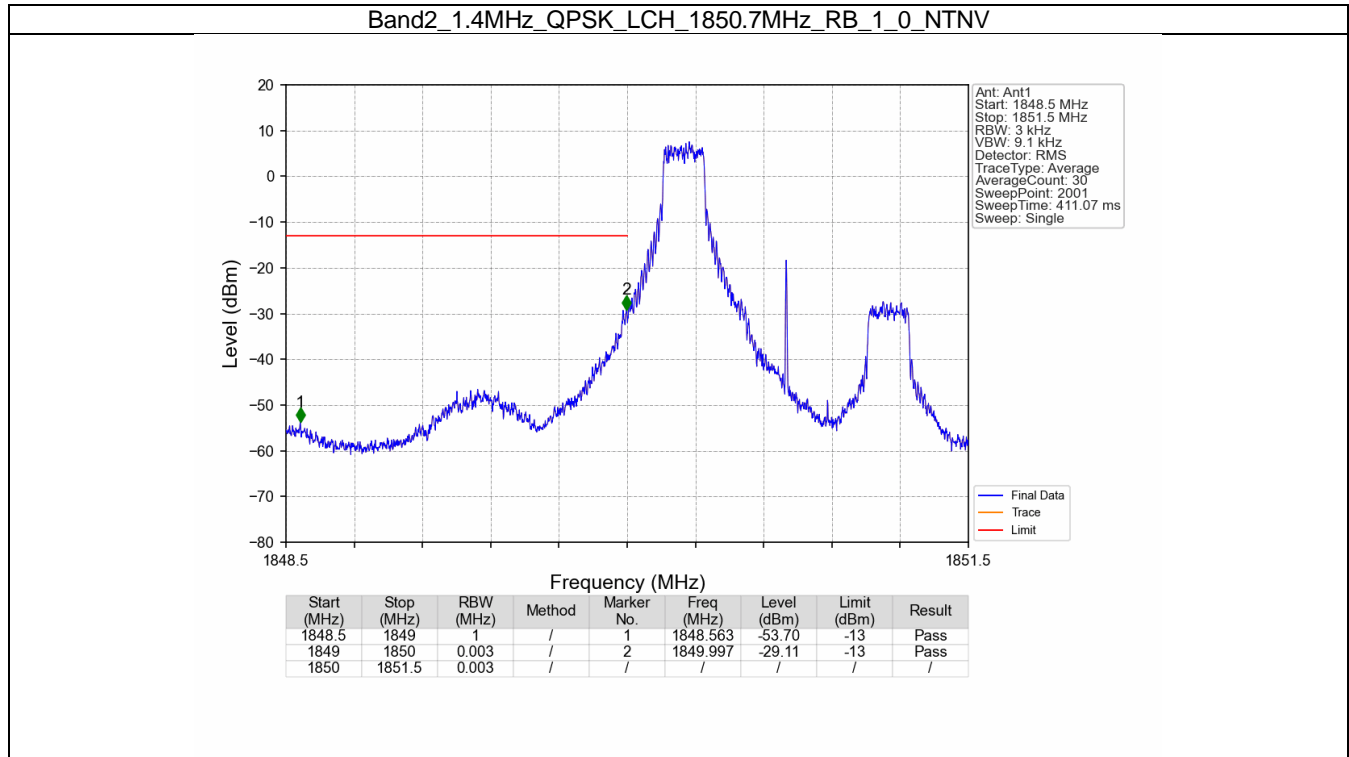
1. Spurious Emission

1.1 B2_1.4MHz

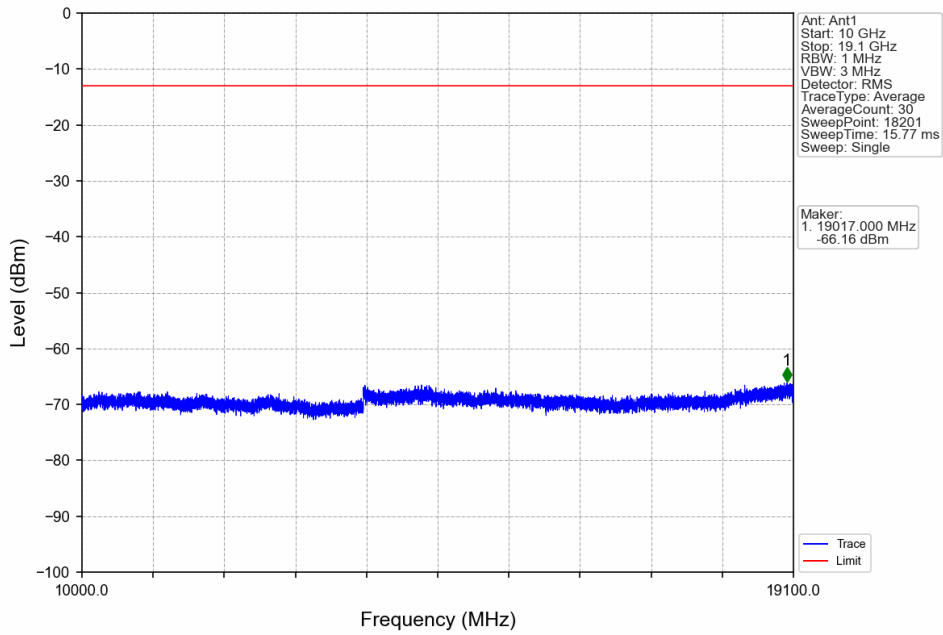
1.1.1 Test Result

Band: 2 / Bandwidth: 1.4MHz / NTV						
Modulation	Frequency (MHz)	RB Allocation		Spurious Emission		Verdict
		Size	Offset	Result	Limit	
QPSK	1850.7	1	0	Refer To Test Graph		Pass
		6	0	Refer To Test Graph		Pass
	1880	1	0	Refer To Test Graph		Pass
	1909.3	1	0	Refer To Test Graph		Pass
			5	Refer To Test Graph		Pass
		6	0	Refer To Test Graph		Pass
16QAM	1850.7	1	0	Refer To Test Graph		Pass
		6	0	Refer To Test Graph		Pass
	1880	1	0	Refer To Test Graph		Pass
	1909.3	1	0	Refer To Test Graph		Pass
			5	Refer To Test Graph		Pass
		6	0	Refer To Test Graph		Pass

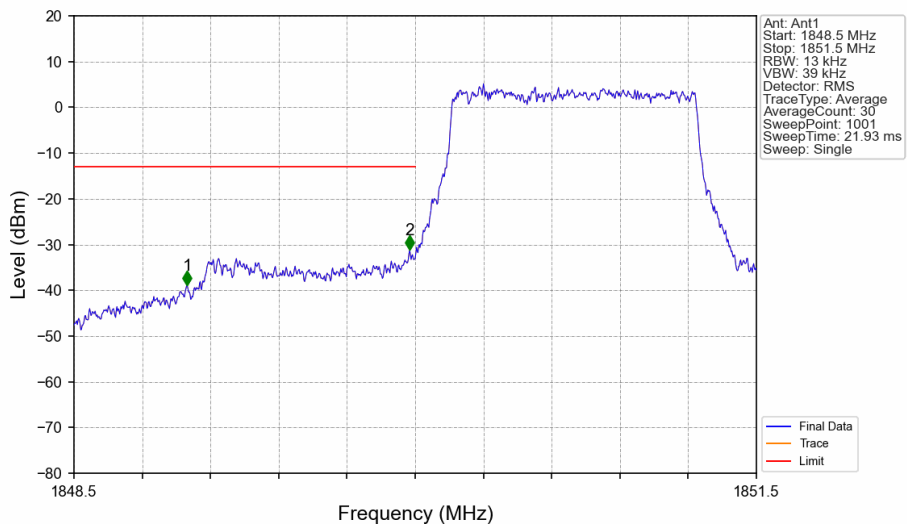
1.1.2 Test Graph



Band2_1.4MHz_QPSK_LCH_1850.7MHz_RB_1_0_NTNV

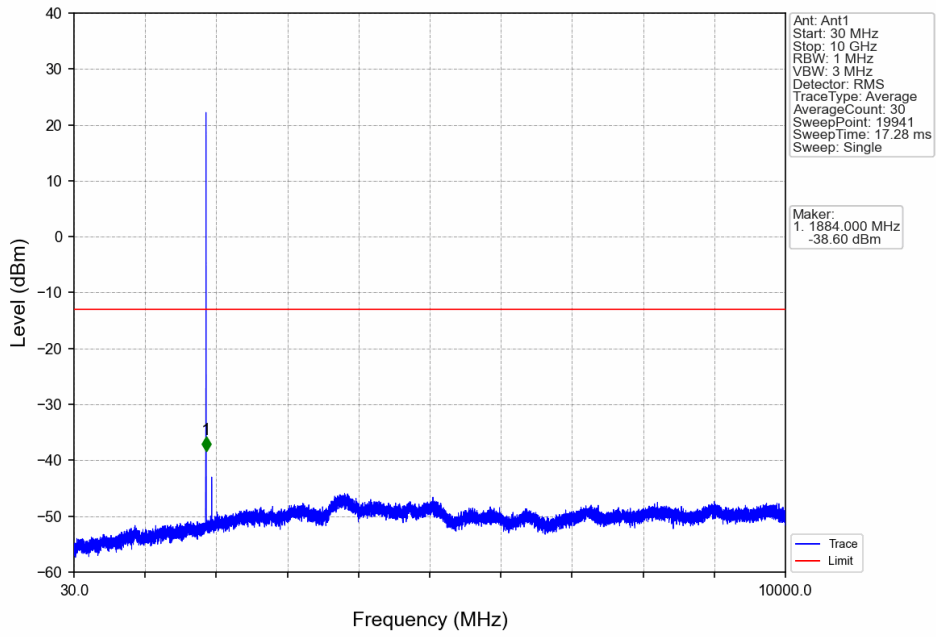


Band2_1.4MHz_QPSK_LCH_1850.7MHz_RB_6_0_NTNV

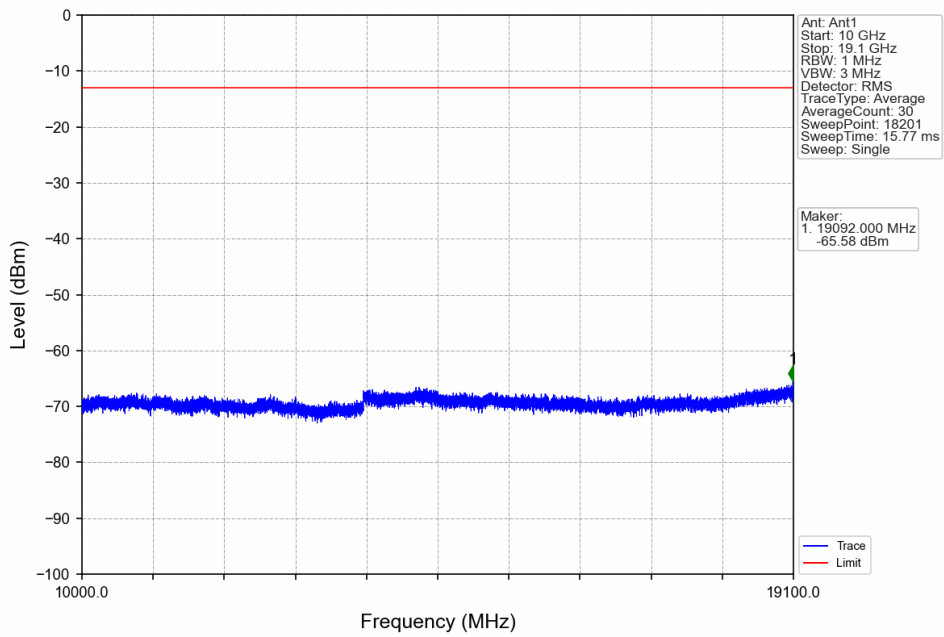


Start (MHz)	Stop (MHz)	RBW (MHz)	Method	Marker No.	Freq (MHz)	Level (dBm)	Limit (dBm)	Result
1848.5	1849	1	/	1	1848.998	-38.91	-13	Pass
1849	1850	0.013	/	2	1849.976	-31.19	-13	Pass
1850	1851.5	0.013	/	/	/	/	/	/

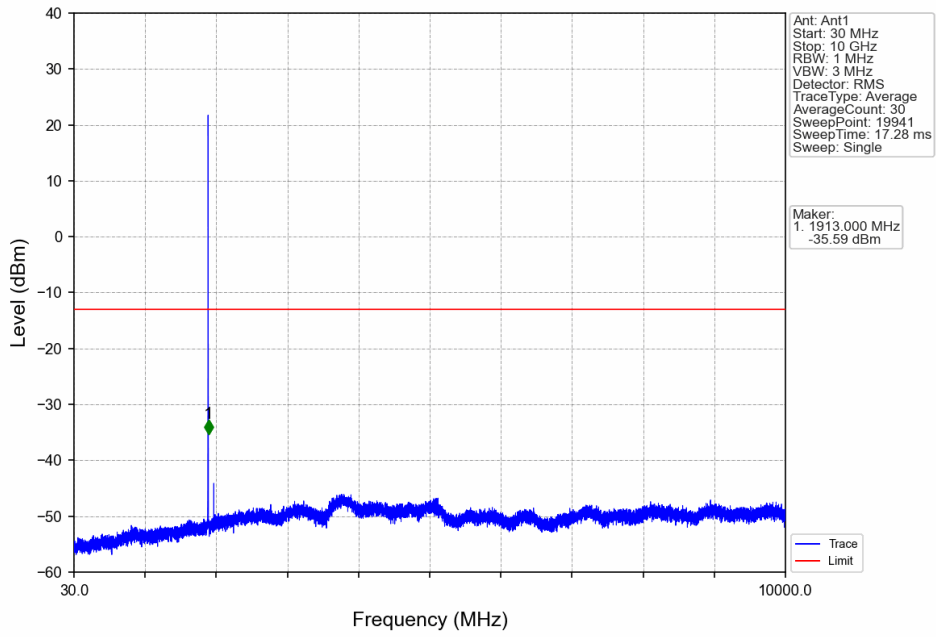
Band2_1.4MHz_QPSK_MCH_1880MHz_RB_1_0_NTNV



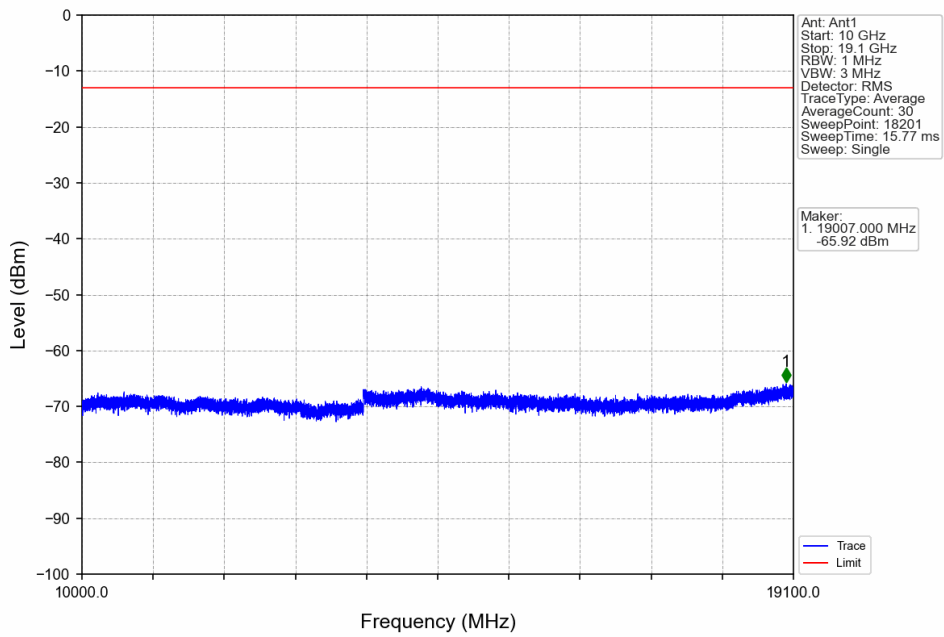
Band2_1.4MHz_QPSK_MCH_1880MHz_RB_1_0_NTNV



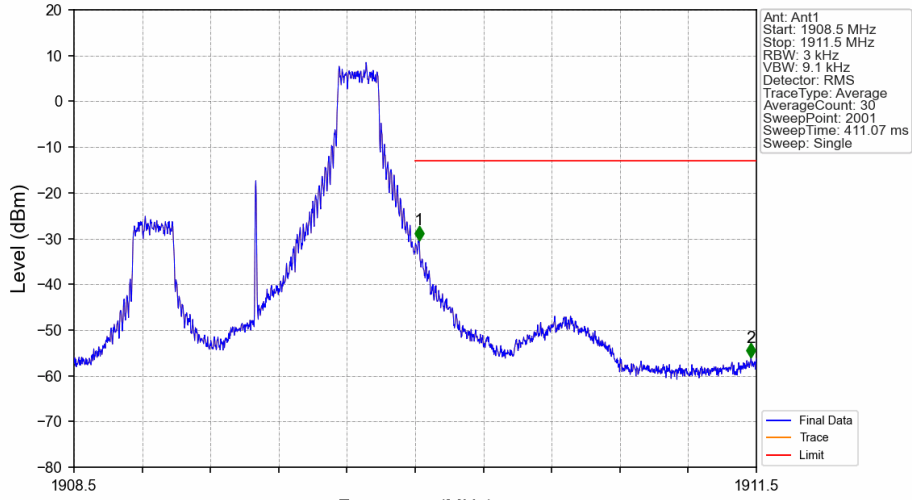
Band2_1.4MHz_QPSK_HCH_1909.3MHz_RB_1_0_NTNV



Band2_1.4MHz_QPSK_HCH_1909.3MHz_RB_1_0_NTNV

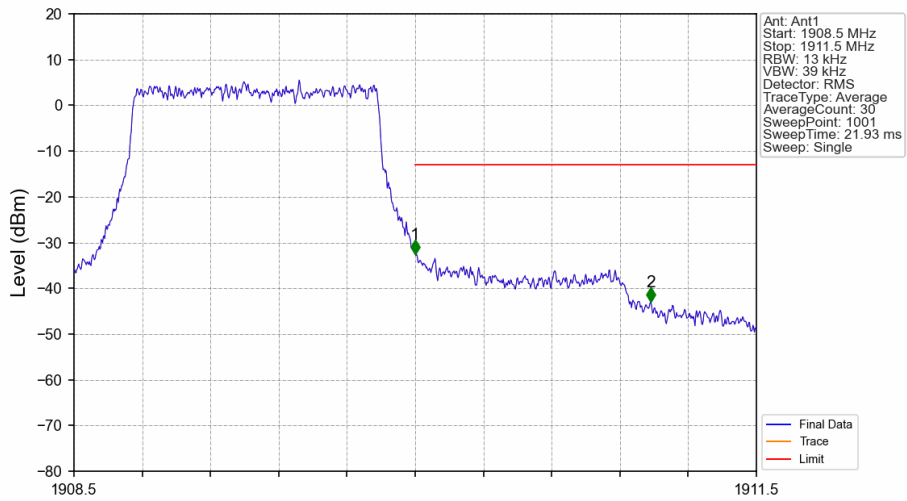


Band2_1.4MHz_QPSK_HCH_1909.3MHz_RB_1_5_NTNV



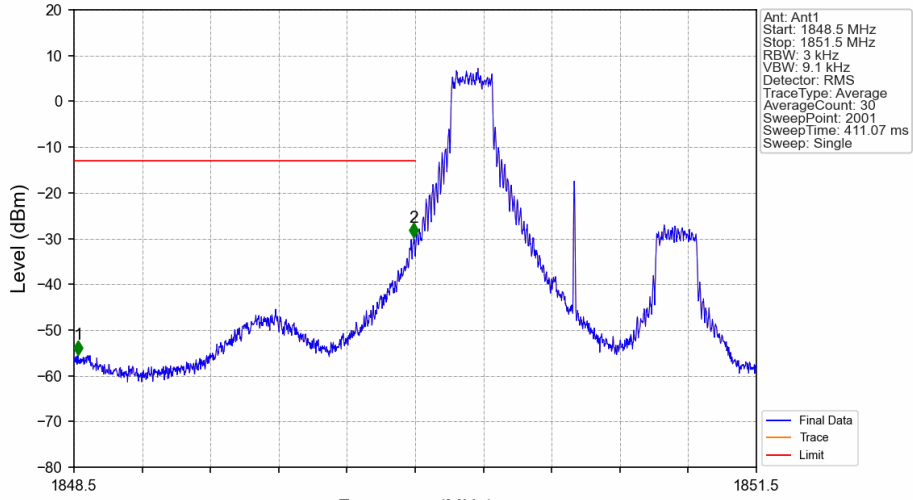
Start (MHz)	Stop (MHz)	RBW (MHz)	Method	Marker No.	Freq (MHz)	Level (dBm)	Limit (dBm)	Result
1908.5	1910	0.003	/	/	/	/	/	/
1910	1911	0.003	/	1	1910.016	-30.38	-13	Pass
1911	1911.5	1	/	2	1911.476	-56.00	-13	Pass

Band2_1.4MHz_QPSK_HCH_1909.3MHz_RB_6_0_NTNV



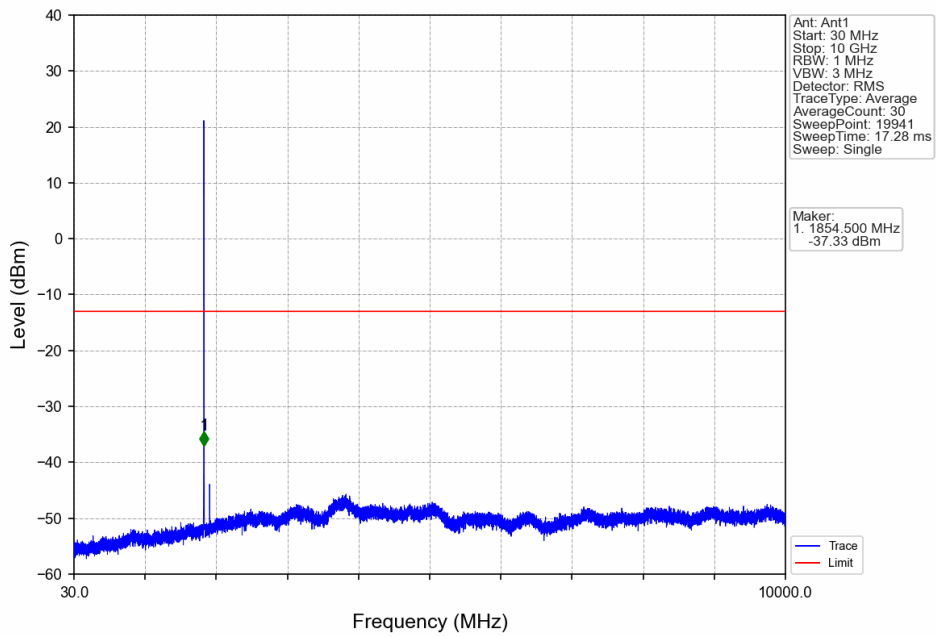
Start (MHz)	Stop (MHz)	RBW (MHz)	Method	Marker No.	Freq (MHz)	Level (dBm)	Limit (dBm)	Result
1908.5	1910	0.013	/	/	/	/	/	/
1910	1911	0.013	/	1	1910.000	-32.50	-13	Pass
1911	1911.5	1	/	2	1911.035	-42.98	-13	Pass

Band2_1.4MHz_16QAM_LCH_1850.7MHz_RB_1_0_NTNV

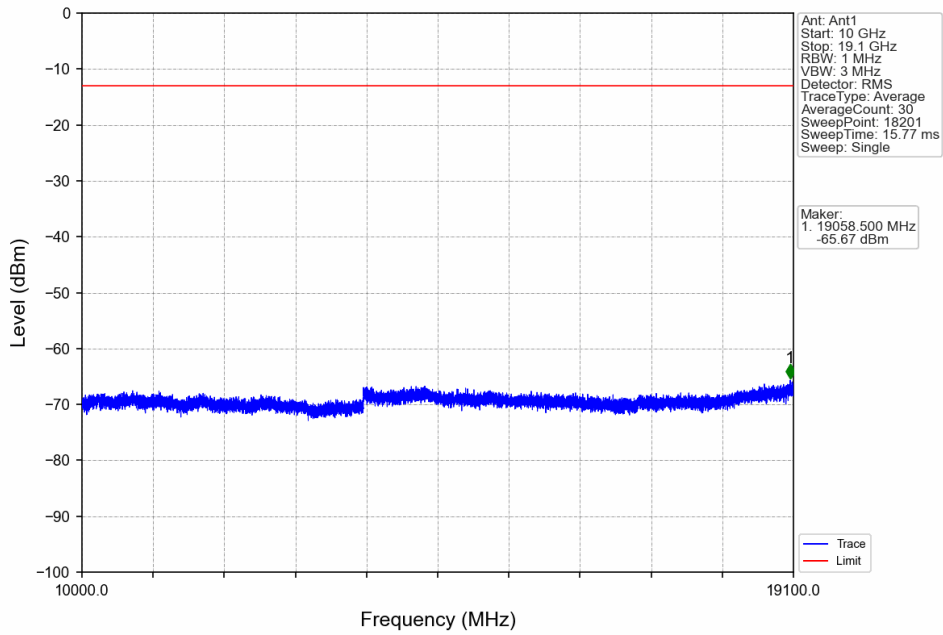


Start (MHz)	Stop (MHz)	RBW (MHz)	Method	Marker No.	Freq (MHz)	Level (dBm)	Limit (dBm)	Result
1848.5	1849	1	/	1	1848.518	-55.40	-13	Pass
1849	1850	0.003	/	2	1849.994	-29.77	-13	Pass
1850	1851.5	0.003	/	/	/	/	/	/

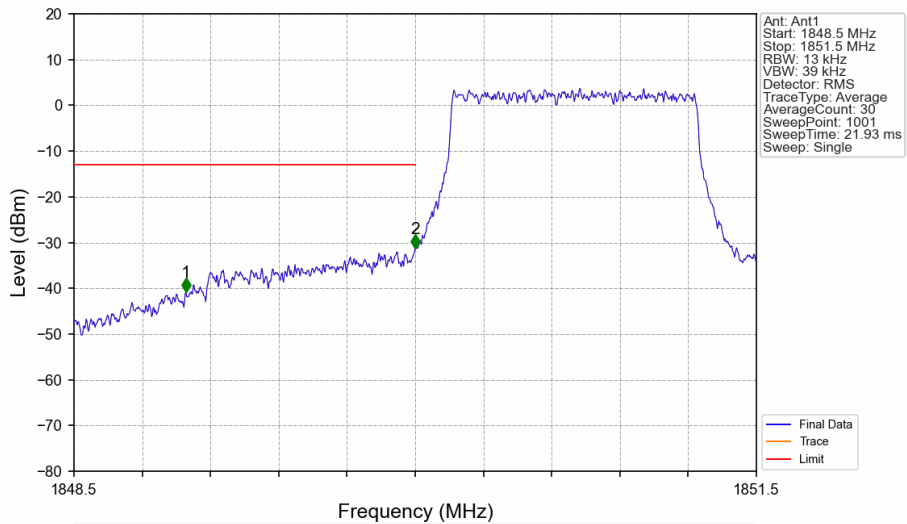
Band2_1.4MHz_16QAM_LCH_1850.7MHz_RB_1_0_NTNV



Band2_1.4MHz_16QAM_LCH_1850.7MHz_RB_1_0_NTNV

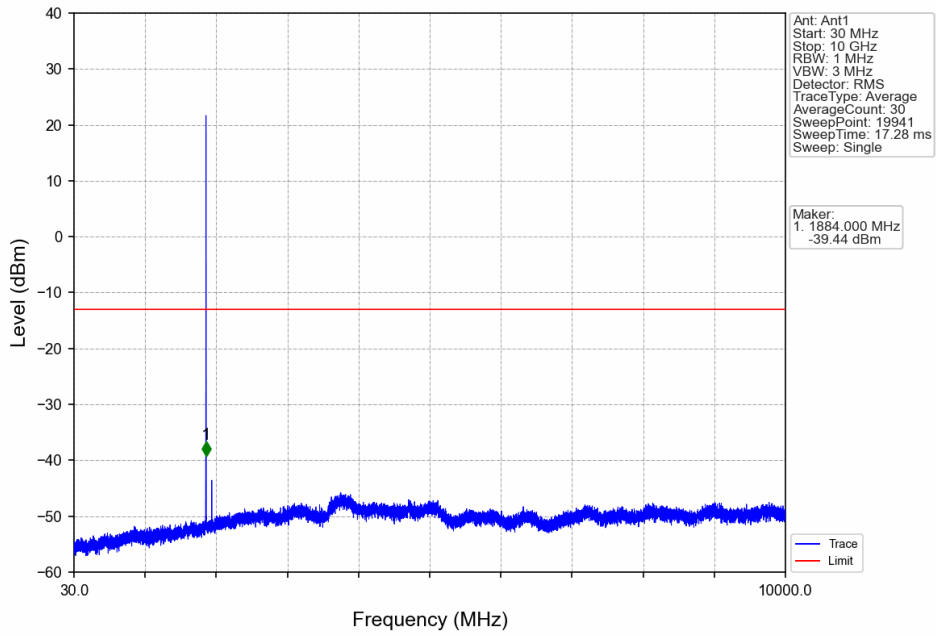


Band2_1.4MHz_16QAM_LCH_1850.7MHz_RB_6_0_NTNV

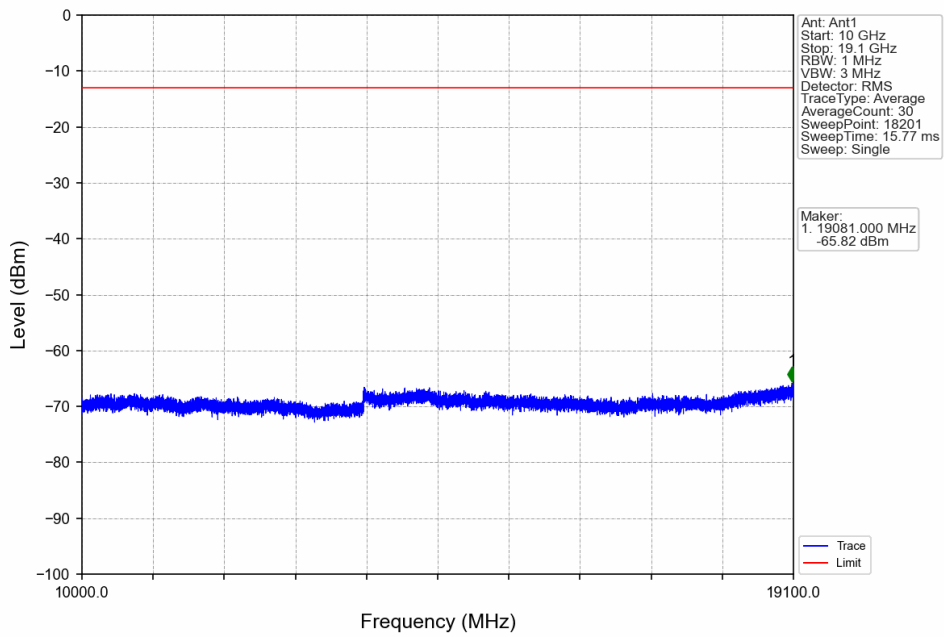


Start (MHz)	Stop (MHz)	RBW (MHz)	Method	Marker No.	Freq (MHz)	Level (dBm)	Limit (dBm)	Result
1848.5	1849	1	/	1	1848.992	-40.85	-13	Pass
1849	1850	0.013	/	2	1850.000	-31.30	-13	Pass
1850	1851.5	0.013	/	/	/	/	/	/

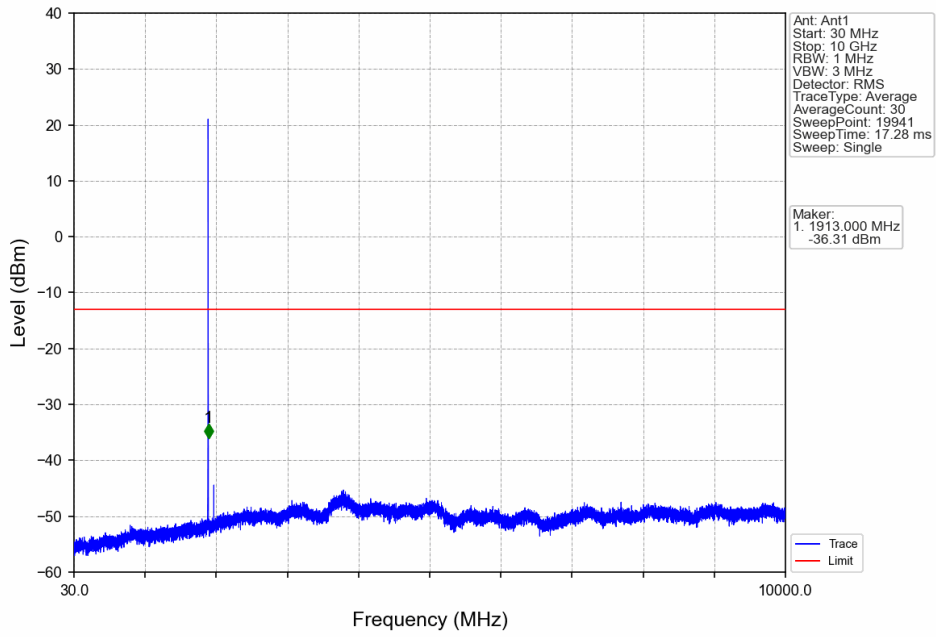
Band2_1.4MHz_16QAM_MCH_1880MHz_RB_1_0_NTNV



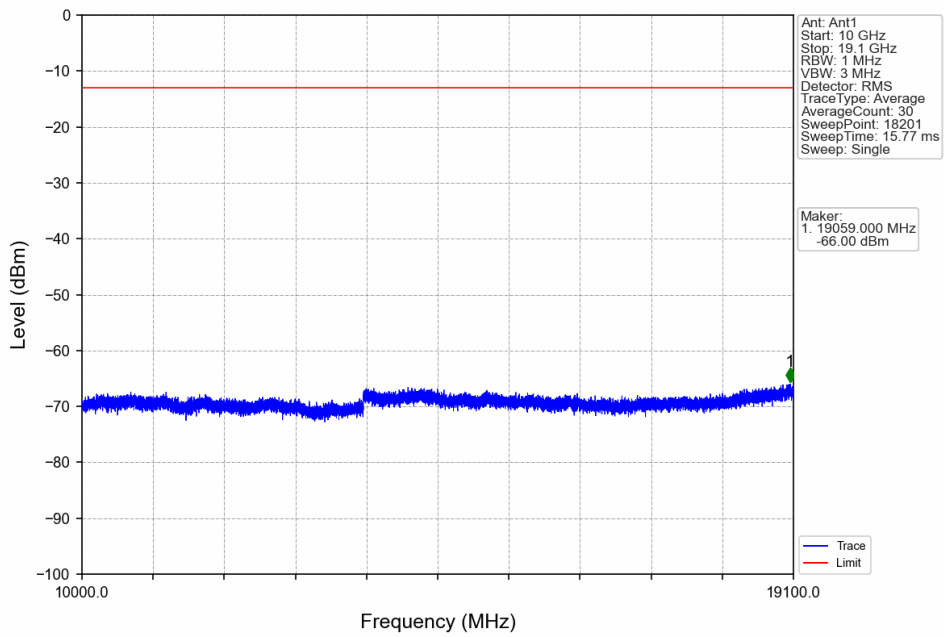
Band2_1.4MHz_16QAM_MCH_1880MHz_RB_1_0_NTNV



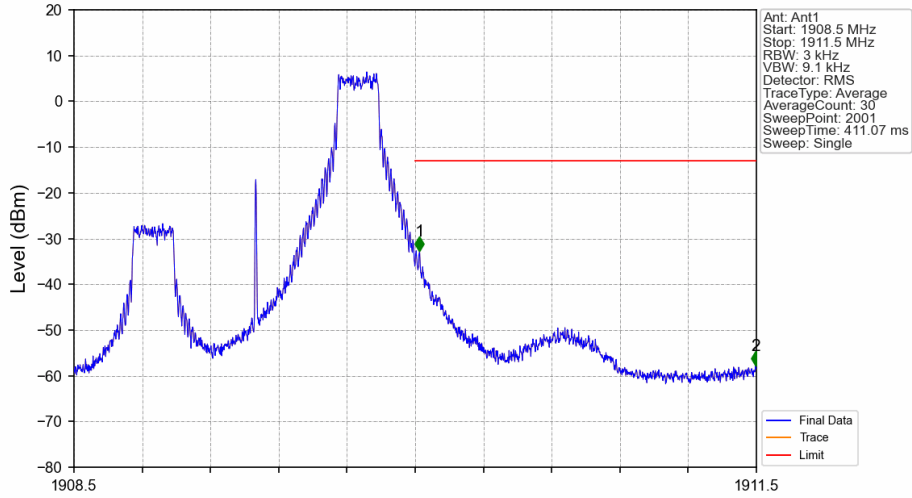
Band2_1.4MHz_16QAM_HCH_1909.3MHz_RB_1_0_NTNV



Band2_1.4MHz_16QAM_HCH_1909.3MHz_RB_1_0_NTNV

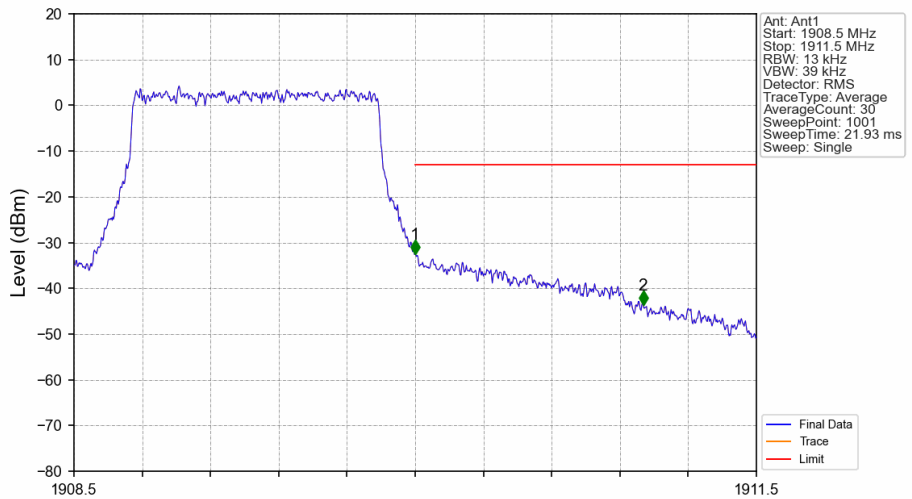


Band2_1.4MHz_16QAM_HCH_1909.3MHz_RB_1_5_NTNV



Start (MHz)	Stop (MHz)	RBW (MHz)	Method	Marker No.	Freq (MHz)	Level (dBm)	Limit (dBm)	Result
1908.5	1910	0.003	/	/	/	/	/	/
1910	1911	0.003	/	1	1910.020	-32.68	-13	Pass
1911	1911.5	1	/	2	1911.495	-57.82	-13	Pass

Band2_1.4MHz_16QAM_HCH_1909.3MHz_RB_6_0_NTNV



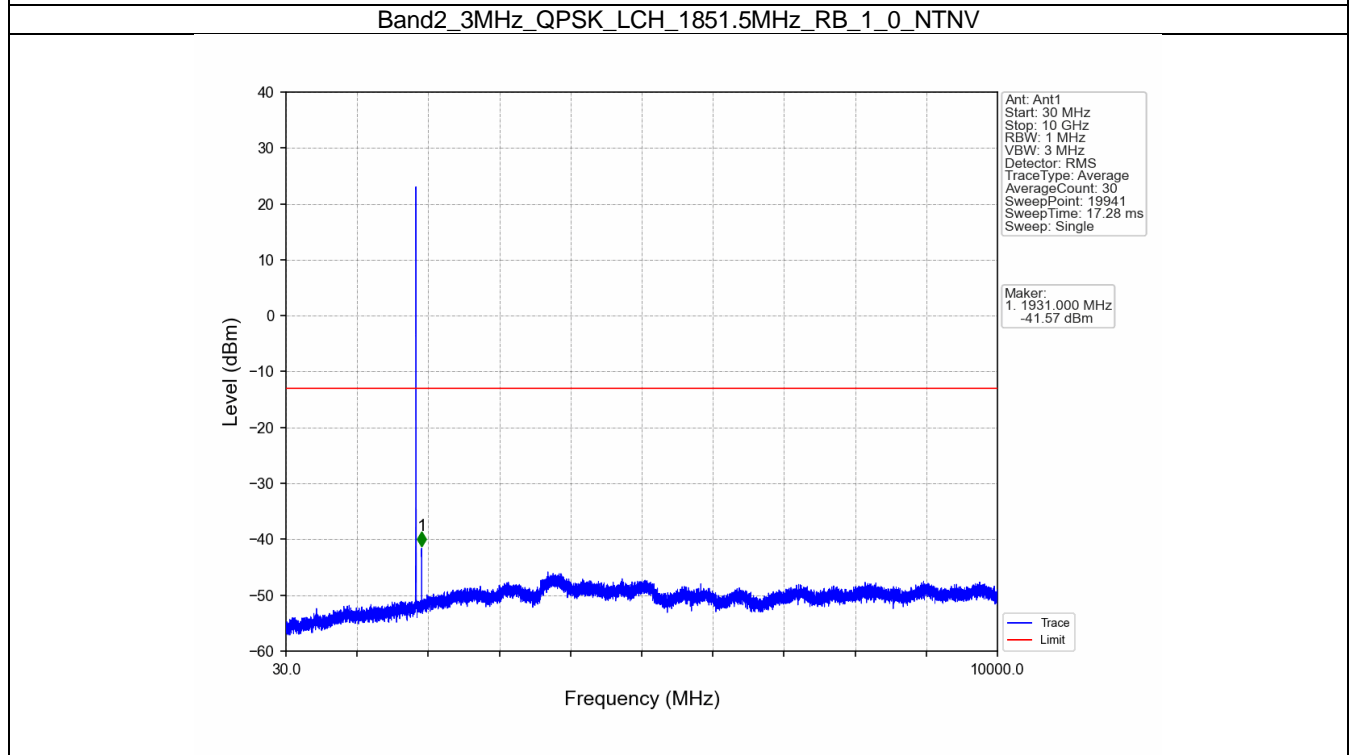
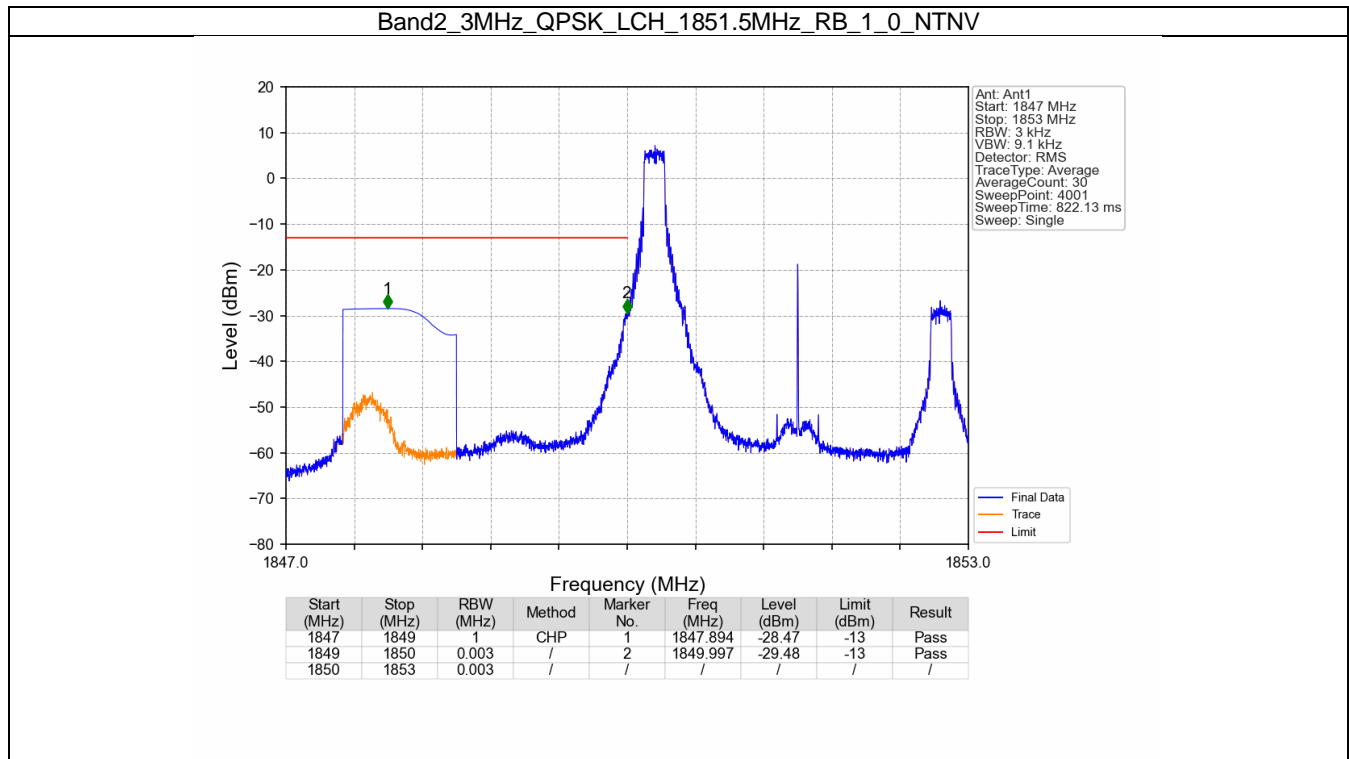
Start (MHz)	Stop (MHz)	RBW (MHz)	Method	Marker No.	Freq (MHz)	Level (dBm)	Limit (dBm)	Result
1908.5	1910	0.013	/	/	/	/	/	/
1910	1911	0.013	/	1	1910.000	-32.61	-13	Pass
1911	1911.5	1	/	2	1911.002	-43.66	-13	Pass

1.2 B2_3MHz

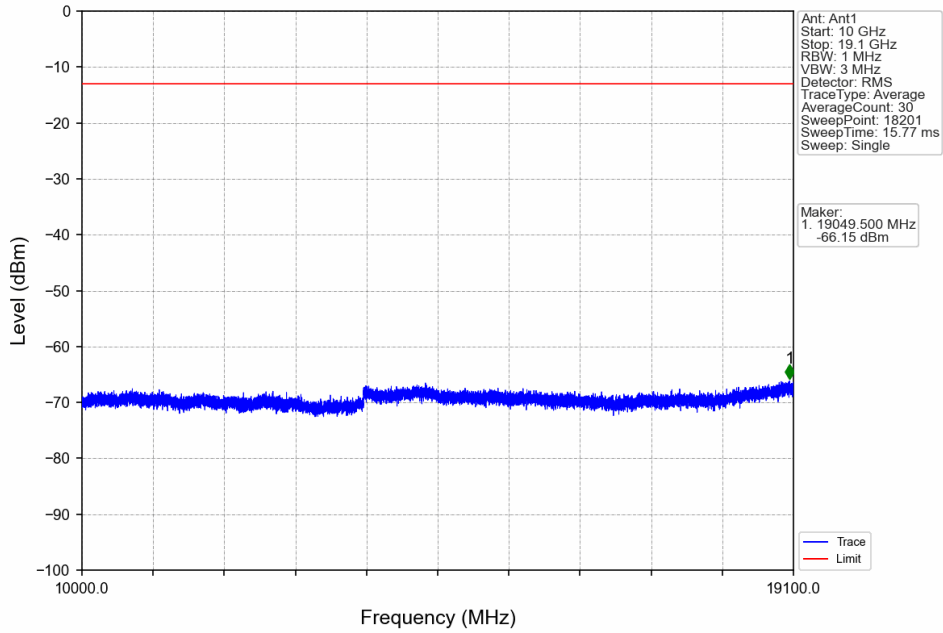
1.2.1 Test Result

Band: 2 / Bandwidth: 3MHz / NTNV						
Modulation	Frequency (MHz)	RB Allocation		Spurious Emission		Verdict
		Size	Offset	Result	Limit	
QPSK	1851.5	1	0	Refer To Test Graph		Pass
		15	0	Refer To Test Graph		Pass
	1880	1	0	Refer To Test Graph		Pass
	1908.5	1	0	Refer To Test Graph		Pass
			14	Refer To Test Graph		Pass
		15	0	Refer To Test Graph		Pass
16QAM	1851.5	1	0	Refer To Test Graph		Pass
		15	0	Refer To Test Graph		Pass
	1880	1	0	Refer To Test Graph		Pass
	1908.5	1	0	Refer To Test Graph		Pass
			14	Refer To Test Graph		Pass
		15	0	Refer To Test Graph		Pass

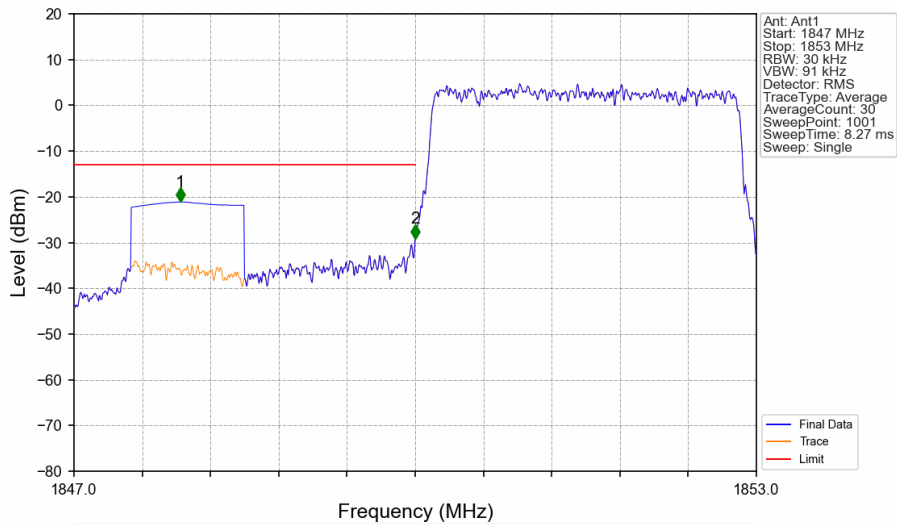
1.2.2 Test Graph



Band2_3MHz_QPSK_LCH_1851.5MHz_RB_1_0_NTNV

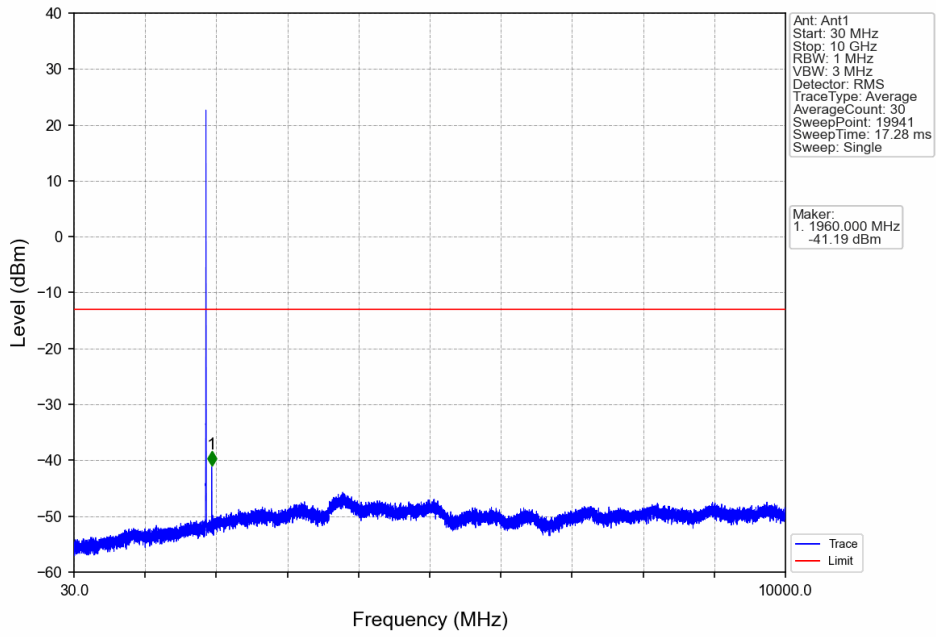


Band2_3MHz_QPSK_LCH_1851.5MHz_RB_15_0_NTNV

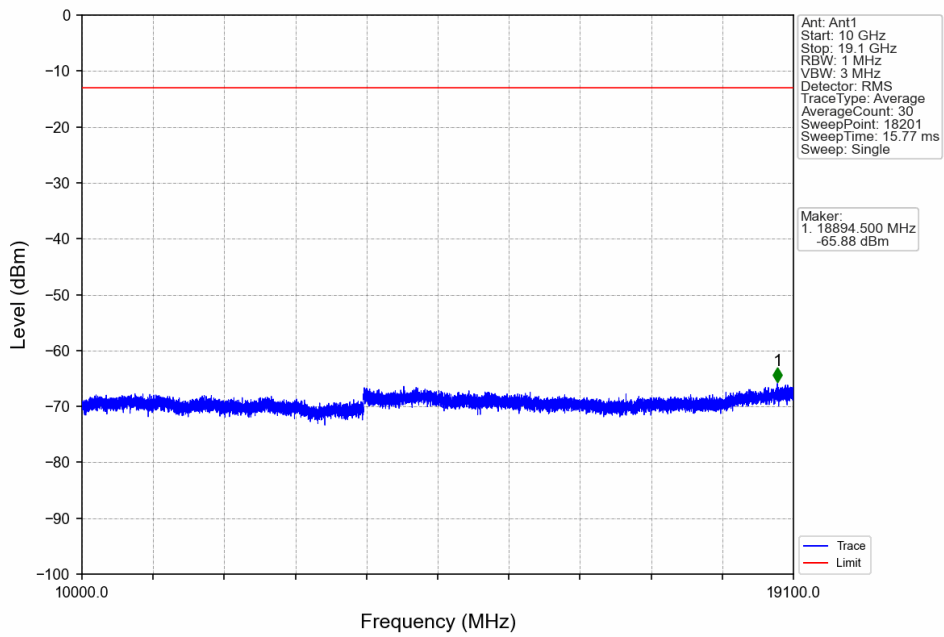


Start (MHz)	Stop (MHz)	RBW (MHz)	Method	Marker No.	Freq (MHz)	Level (dBm)	Limit (dBm)	Result
1847	1849	1	CHP	1	1847.936	-21.12	-13	Pass
1849	1850	0.03	/	2	1850.000	-29.15	-13	Pass
1850	1853	0.03	/	/	/	/	/	/

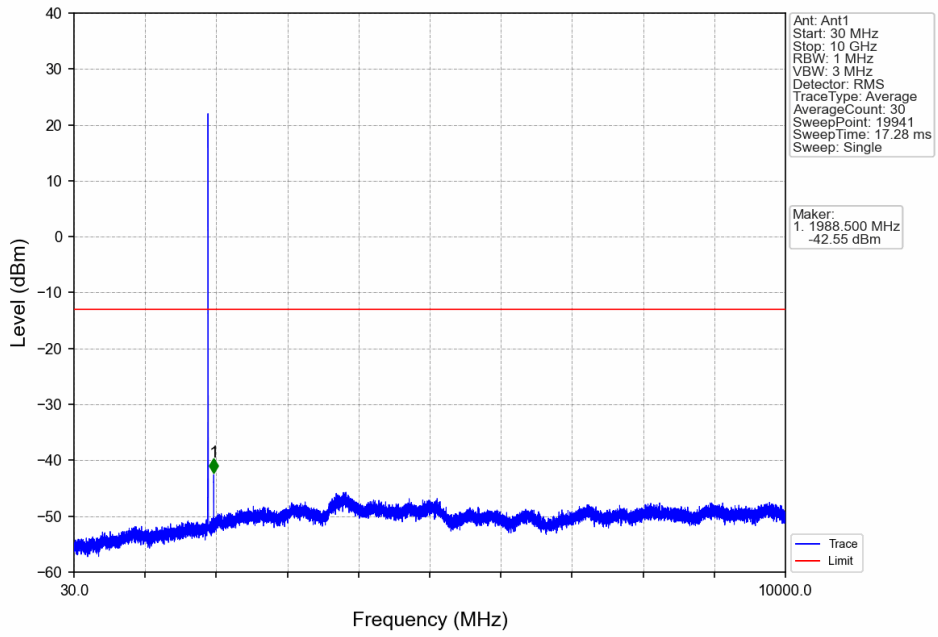
Band2_3MHz_QPSK_MCH_1880MHz_RB_1_0_NTNV



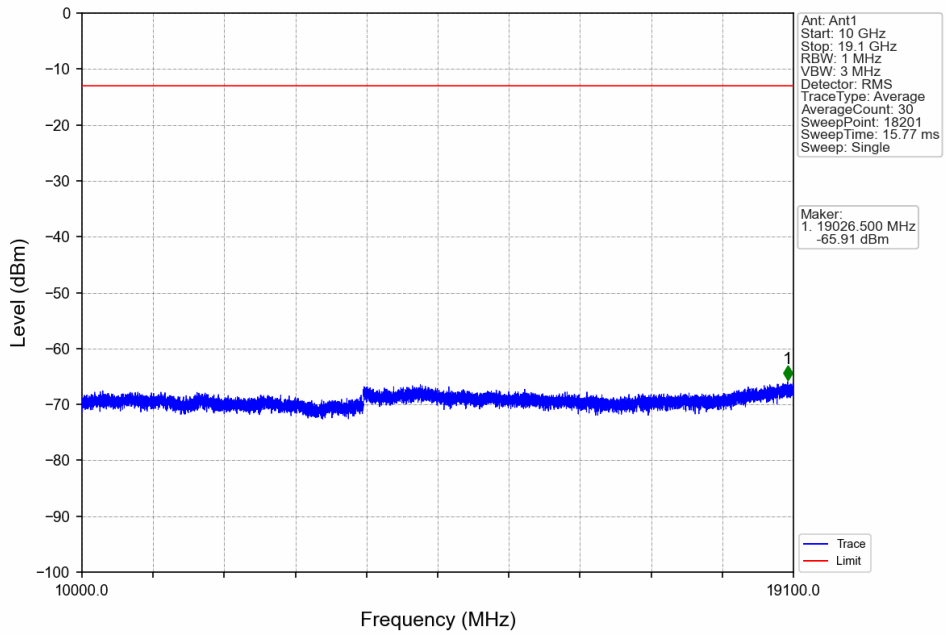
Band2_3MHz_QPSK_MCH_1880MHz_RB_1_0_NTNV



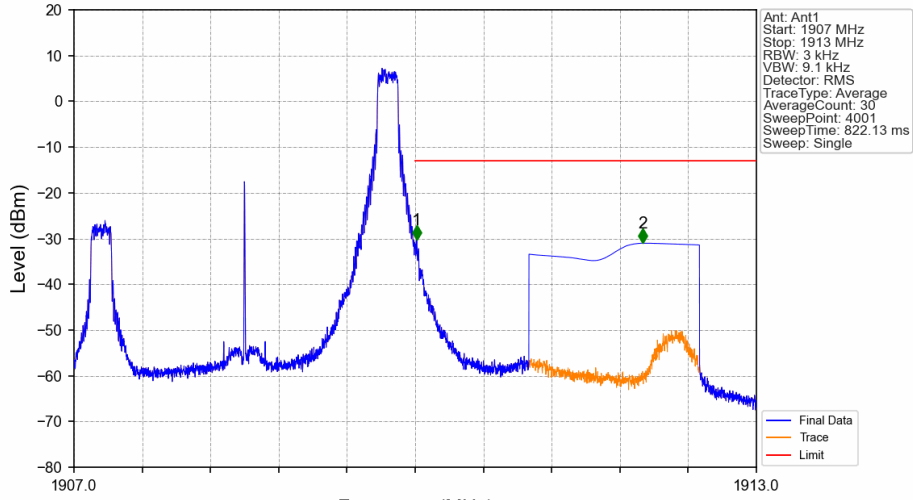
Band2_3MHz_QPSK_HCH_1908.5MHz_RB_1_0_NTNV



Band2_3MHz_QPSK_HCH_1908.5MHz_RB_1_0_NTNV

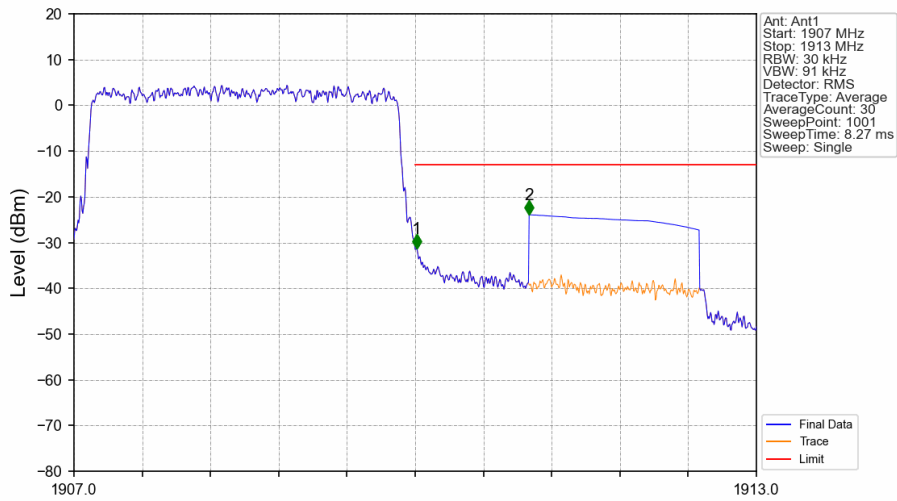


Band2_3MHz_QPSK_HCH_1908.5MHz_RB_1_14_NTNV



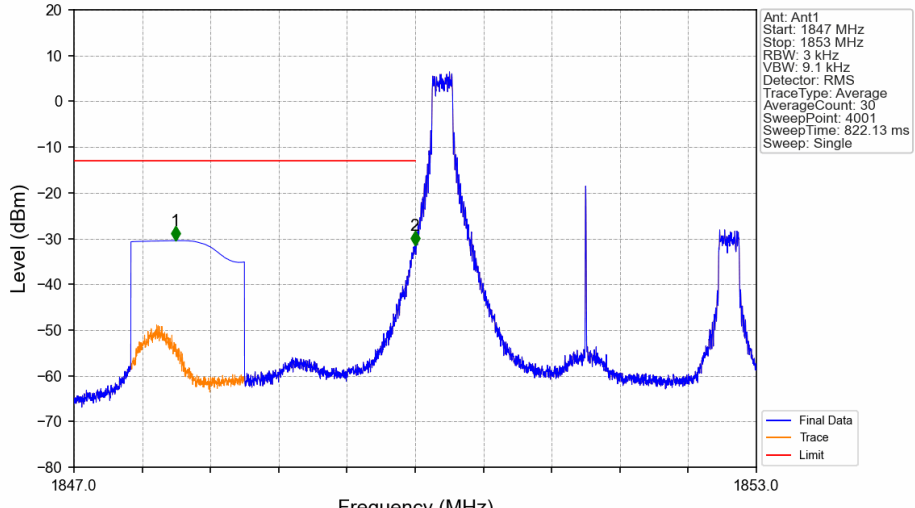
Start (MHz)	Stop (MHz)	RBW (MHz)	Method	Marker No.	Freq (MHz)	Level (dBm)	Limit (dBm)	Result
1907	1910	0.003	/	/	/	/	/	/
1910	1911	0.003	/	1	1910.014	-30.27	-13	Pass
1911	1913	1	CHP	2	1911.999	-31.02	-13	Pass

Band2_3MHz_QPSK_HCH_1908.5MHz_RB_15_0_NTNV



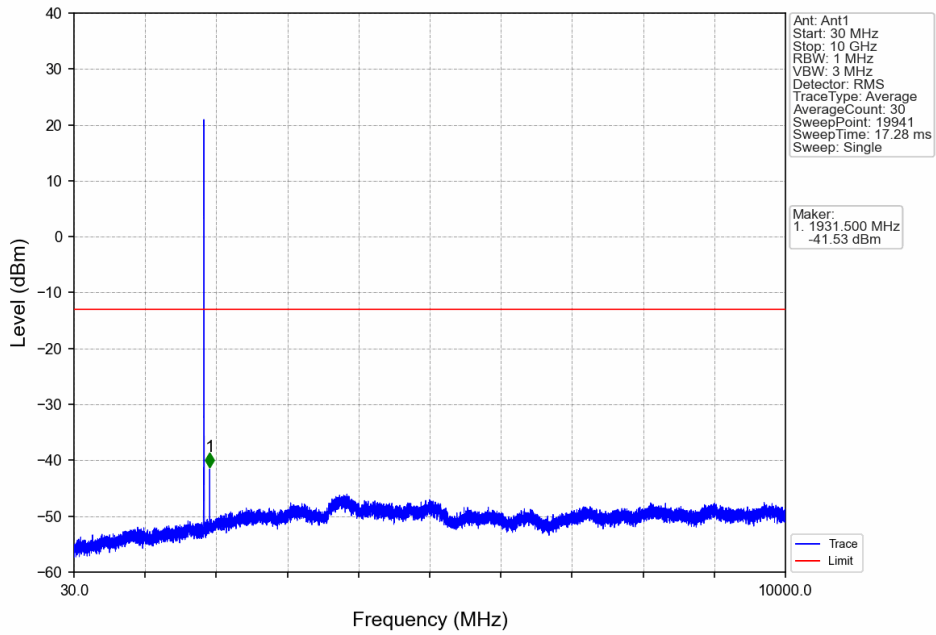
Start (MHz)	Stop (MHz)	RBW (MHz)	Method	Marker No.	Freq (MHz)	Level (dBm)	Limit (dBm)	Result
1907	1910	0.03	/	/	/	/	/	/
1910	1911	0.03	/	1	1910.012	-31.28	-13	Pass
1911	1913	1	CHP	2	1911.002	-23.91	-13	Pass

Band2_3MHz_16QAM_LCH_1851.5MHz_RB_1_0_NTNV



Start (MHz)	Stop (MHz)	RBW (MHz)	Method	Marker No.	Freq (MHz)	Level (dBm)	Limit (dBm)	Result
1847	1849	1	CHP	1	1847.891	-30.47	-13	Pass
1849	1850	0.003	/	2	1849.997	-31.44	-13	Pass
1850	1853	0.003	/	/	/	/	/	/

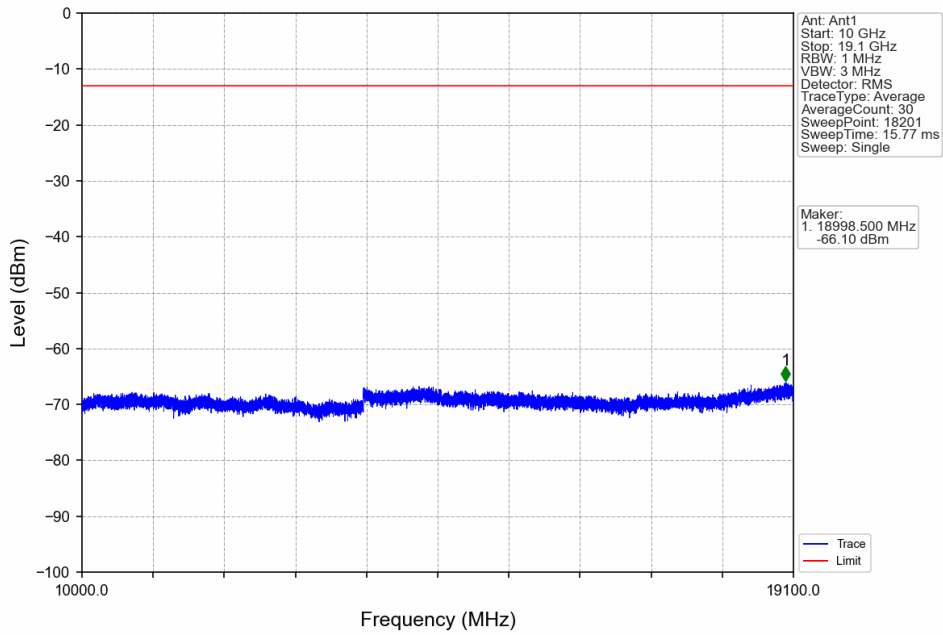
Band2_3MHz_16QAM_LCH_1851.5MHz_RB_1_0_NTNV



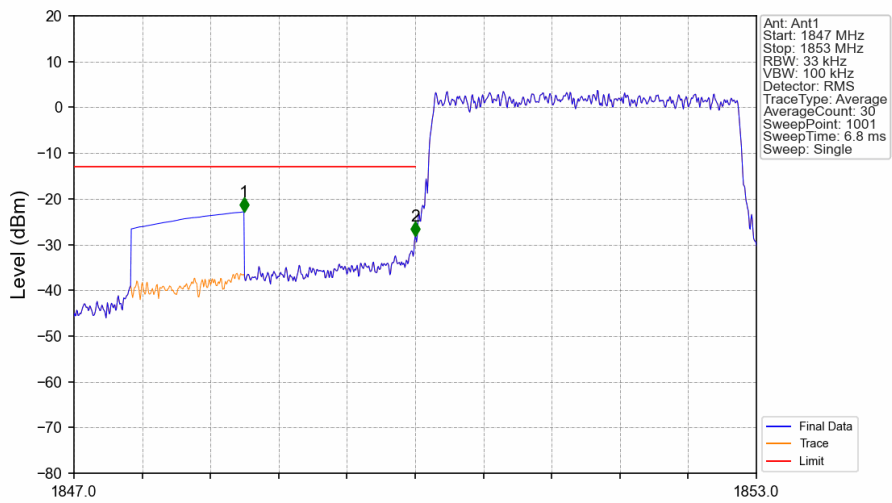
Ant: Ant1
 Start: 30 MHz
 Stop: 10 GHz
 RBW: 1 MHz
 VBW: 3 MHz
 Detector: RMS
 Trace Type: Average
 Average Count: 30
 Sweep Point: 19941
 Sweep Time: 17.28 ms
 Sweep: Single

Marker:
 1: 1931.500 MHz
 -41.53 dBm

Band2_3MHz_16QAM_LCH_1851.5MHz_RB_1_0_NTNV

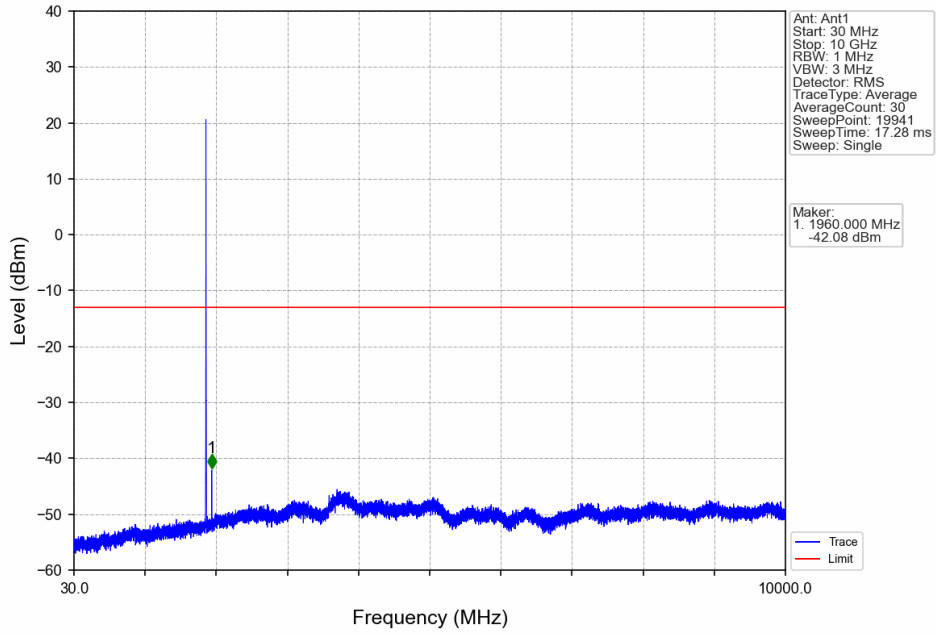


Band2_3MHz_16QAM_LCH_1851.5MHz_RB_15_0_NTNV

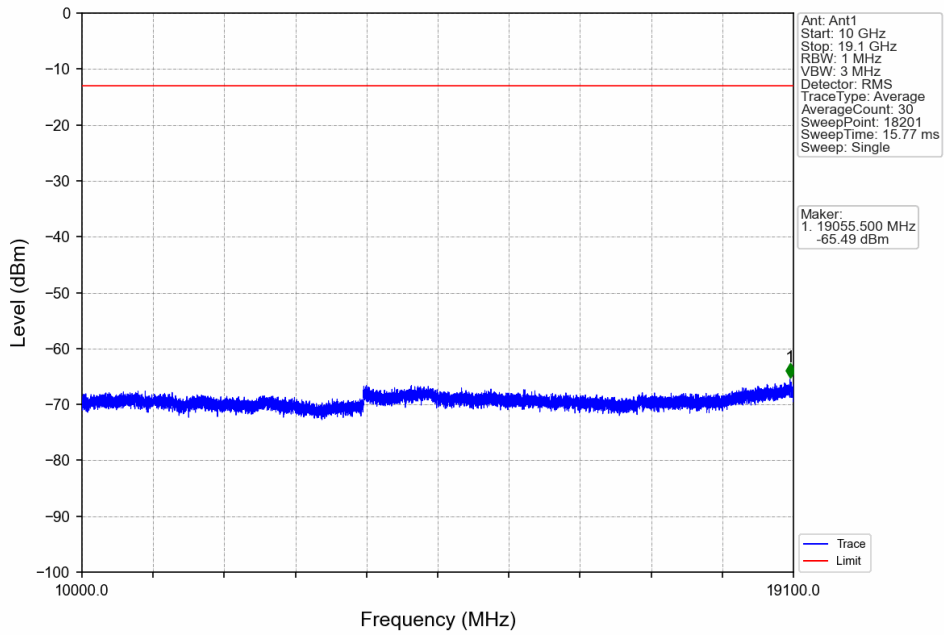


Start (MHz)	Stop (MHz)	RBW (MHz)	Method	Marker No.	Freq (MHz)	Level (dBm)	Limit (dBm)	Result
1847	1849	1	CHP	1	1848.494	-22.84	-13	Pass
1849	1850	0.033	/	2	1850.000	-28.14	-13	Pass
1850	1853	0.033	/	/	/	/	/	/

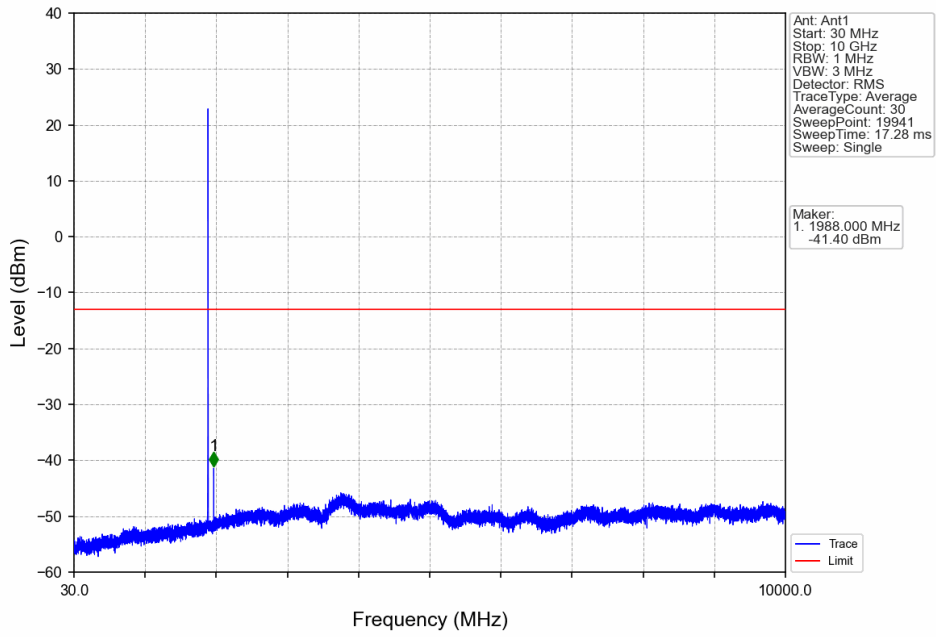
Band2_3MHz_16QAM_MCH_1880MHz_RB_1_0_NTNV



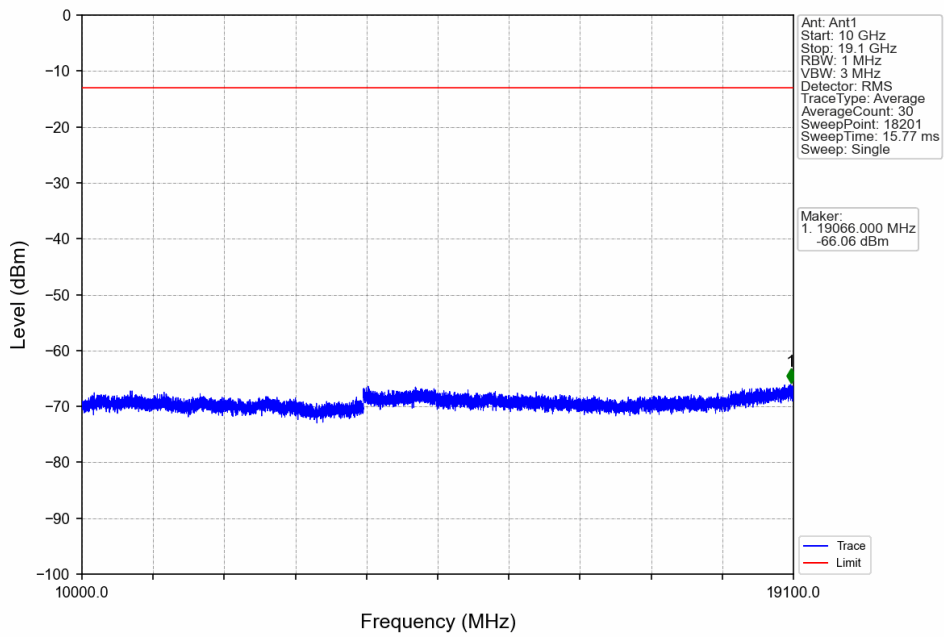
Band2_3MHz_16QAM_MCH_1880MHz_RB_1_0_NTNV



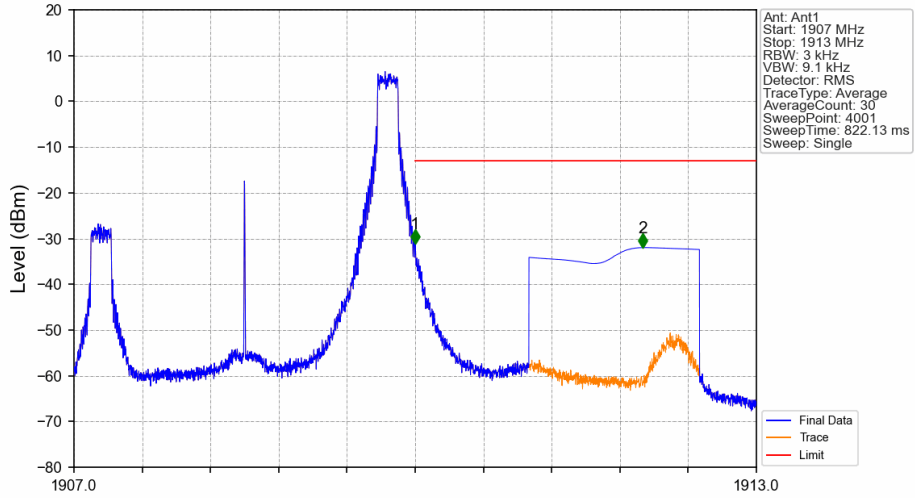
Band2_3MHz_16QAM_HCH_1908.5MHz_RB_1_0_NTNV



Band2_3MHz_16QAM_HCH_1908.5MHz_RB_1_0_NTNV

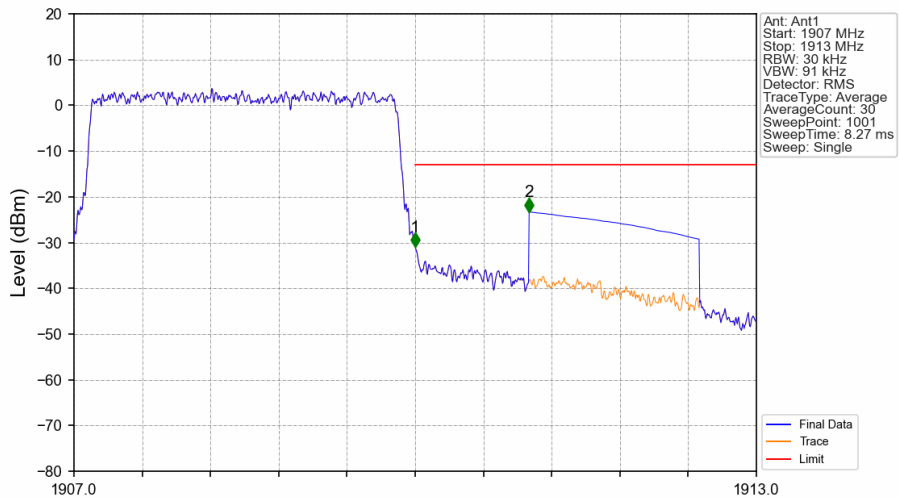


Band2_3MHz_16QAM_HCH_1908.5MHz_RB_1_14_NTNV



Start (MHz)	Stop (MHz)	RBW (MHz)	Method	Marker No.	Freq (MHz)	Level (dBm)	Limit (dBm)	Result
1907	1910	0.003	/	/	/	/	/	/
1910	1911	0.003	/	1	1910.000	-31.14	-13	Pass
1911	1913	1	CHP	2	1911.999	-31.98	-13	Pass

Band2_3MHz_16QAM_HCH_1908.5MHz_RB_15_0_NTNV



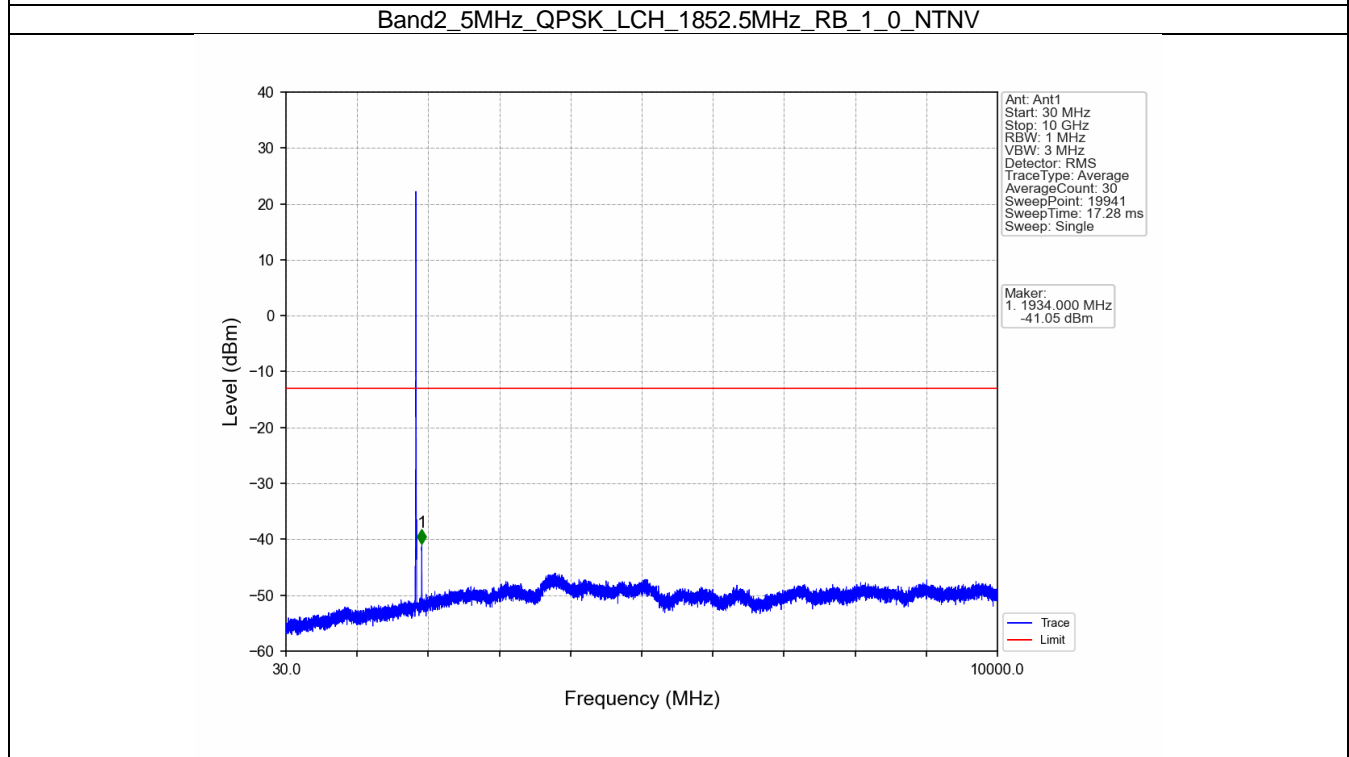
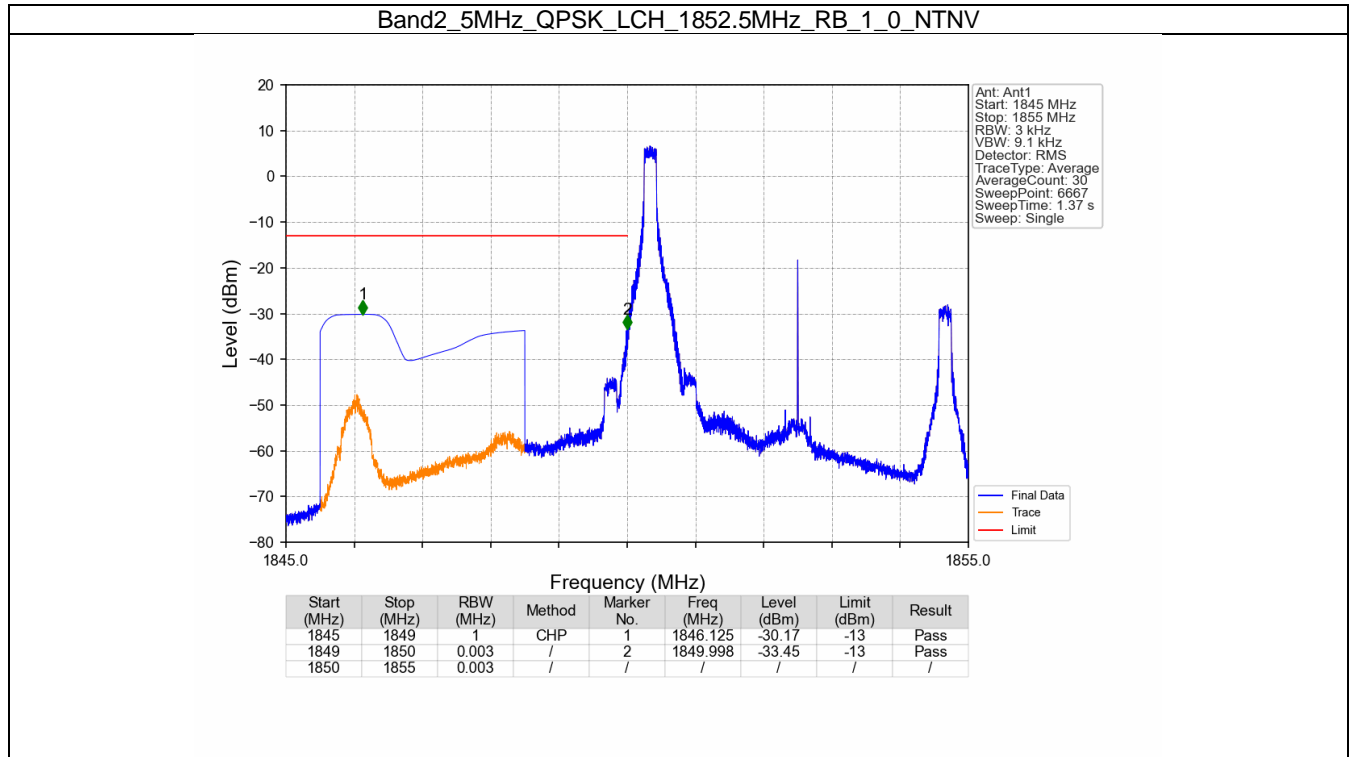
Start (MHz)	Stop (MHz)	RBW (MHz)	Method	Marker No.	Freq (MHz)	Level (dBm)	Limit (dBm)	Result
1907	1910	0.03	/	/	/	/	/	/
1910	1911	0.03	/	1	1910.000	-30.94	-13	Pass
1911	1913	1	CHP	2	1911.002	-23.32	-13	Pass

1.3 B2_5MHz

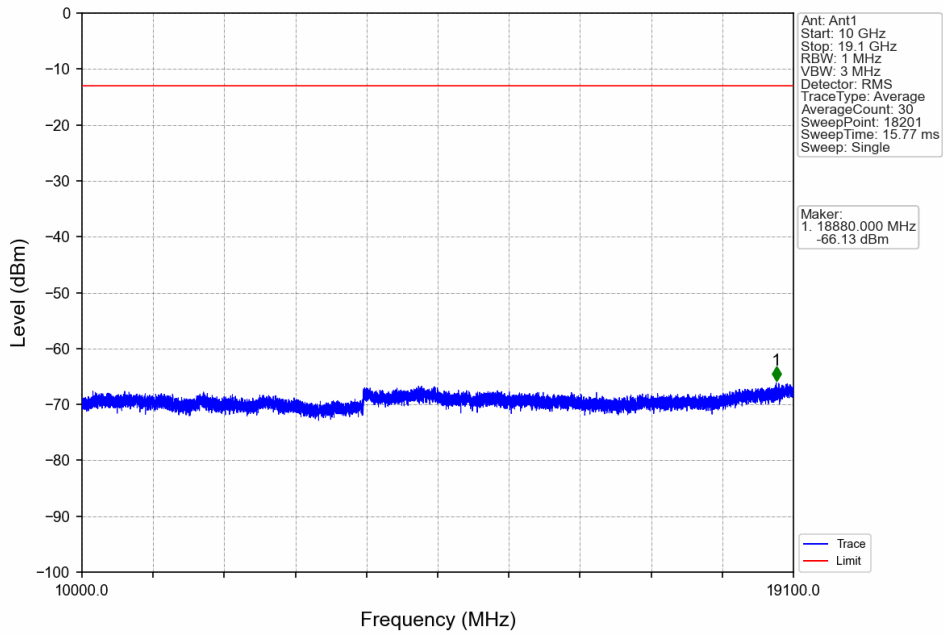
1.3.1 Test Result

Band: 2 / Bandwidth: 5MHz / NTN						
Modulation	Frequency (MHz)	RB Allocation		Spurious Emission		Verdict
		Size	Offset	Result	Limit	
QPSK	1852.5	1	0	Refer To Test Graph		Pass
		25	0	Refer To Test Graph		Pass
	1880	1	0	Refer To Test Graph		Pass
	1907.5	1	0	Refer To Test Graph		Pass
			24	Refer To Test Graph		Pass
		25	0	Refer To Test Graph		Pass
16QAM	1852.5	1	0	Refer To Test Graph		Pass
		25	0	Refer To Test Graph		Pass
	1880	1	0	Refer To Test Graph		Pass
	1907.5	1	0	Refer To Test Graph		Pass
			24	Refer To Test Graph		Pass
		25	0	Refer To Test Graph		Pass

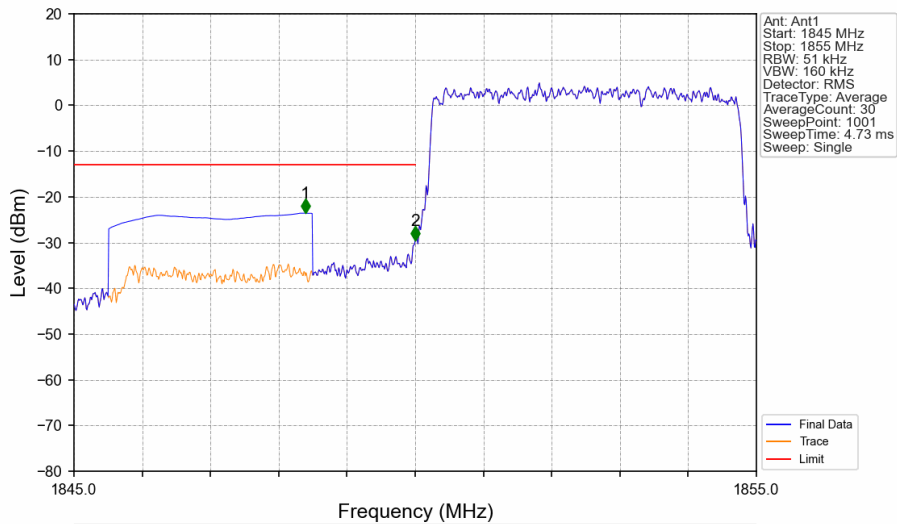
1.3.2 Test Graph



Band2_5MHz_QPSK_LCH_1852.5MHz_RB_1_0_NTNV

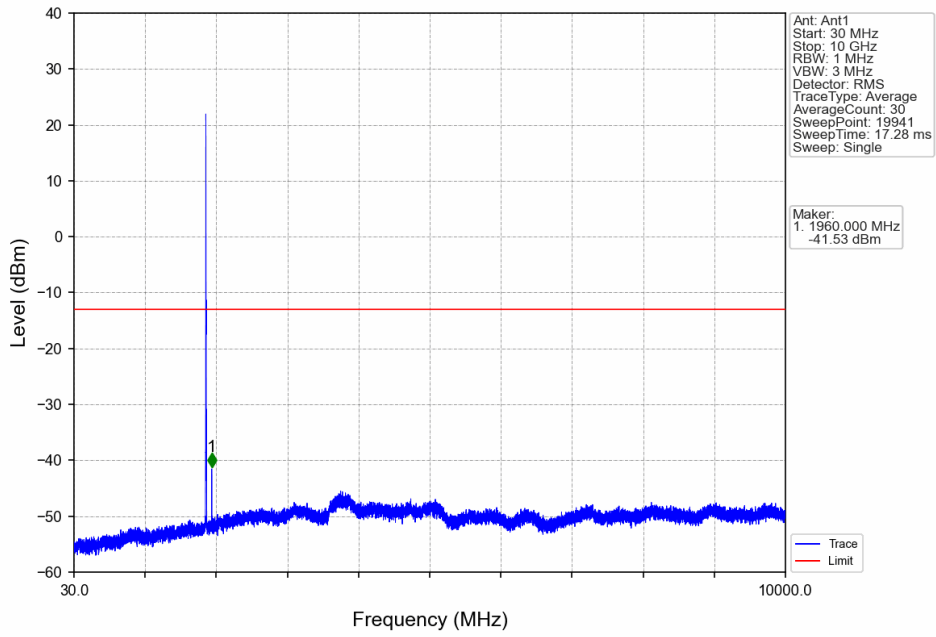


Band2_5MHz_QPSK_LCH_1852.5MHz_RB_25_0_NTNV

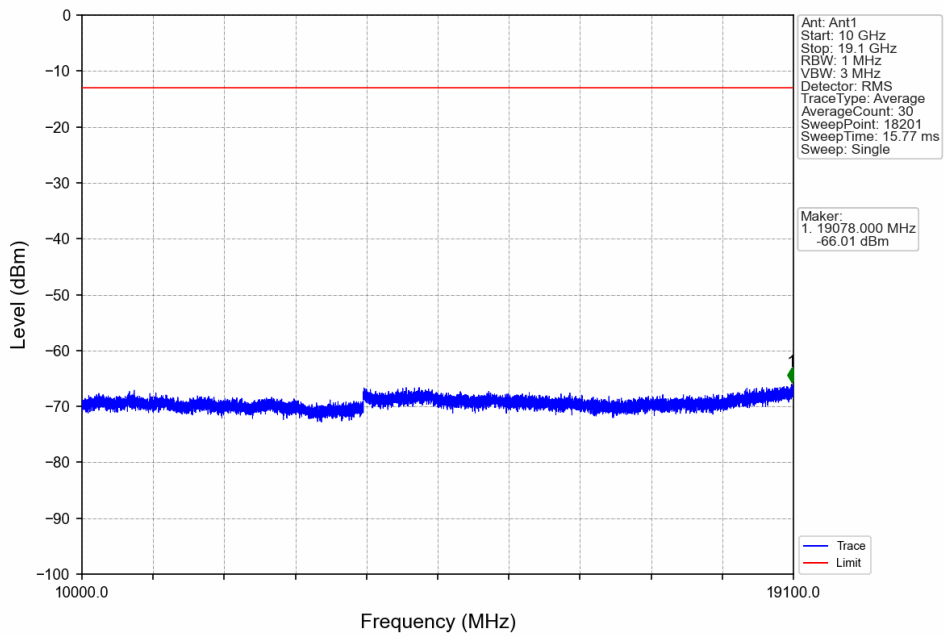


Start (MHz)	Stop (MHz)	RBW (MHz)	Method	Marker No.	Freq (MHz)	Level (dBm)	Limit (dBm)	Result
1845	1849	1	CHP	1	1848.390	-23.58	-13	Pass
1849	1850	0.051	/	2	1850.000	-29.52	-13	Pass
1850	1855	0.051	/	/	/	/	/	/

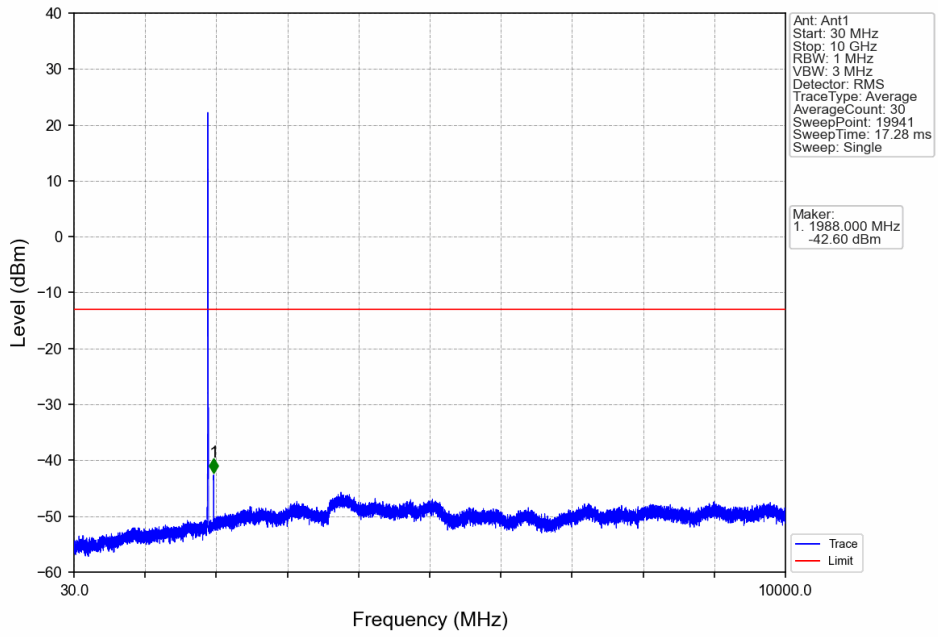
Band2_5MHz_QPSK_MCH_1880MHz_RB_1_0_NTNV



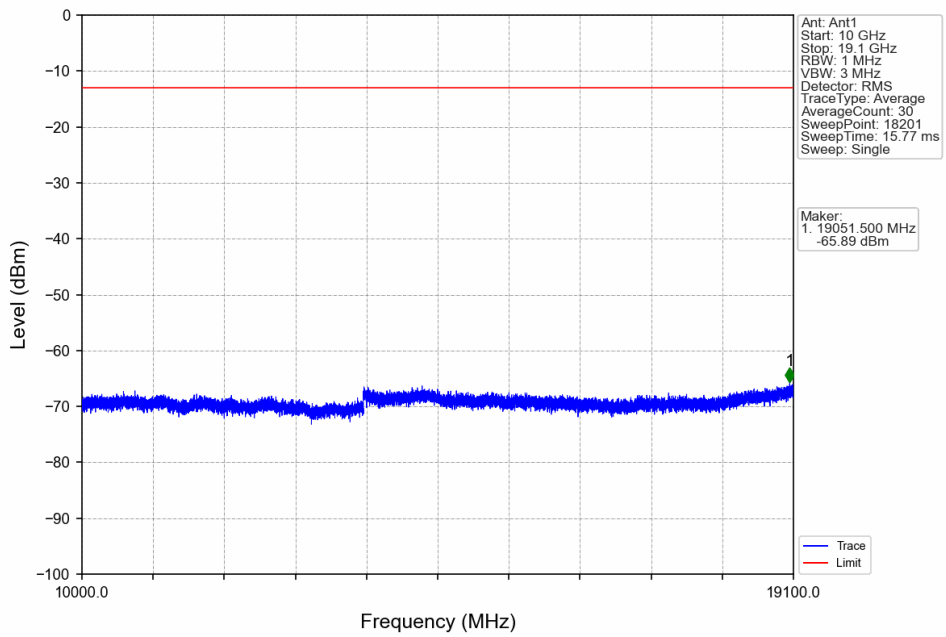
Band2_5MHz_QPSK_MCH_1880MHz_RB_1_0_NTNV



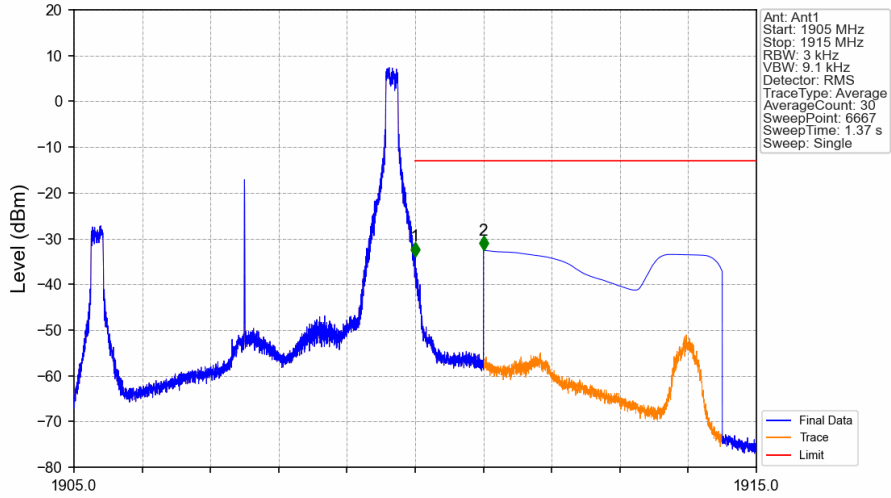
Band2_5MHz_QPSK_HCH_1907.5MHz_RB_1_0_NTNV



Band2_5MHz_QPSK_HCH_1907.5MHz_RB_1_0_NTNV

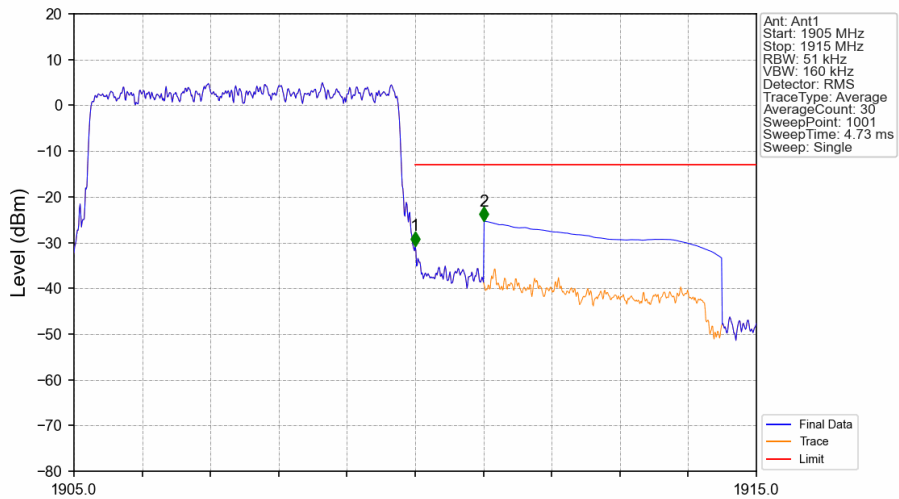


Band2_5MHz_QPSK_HCH_1907.5MHz_RB_1_24_NTNV



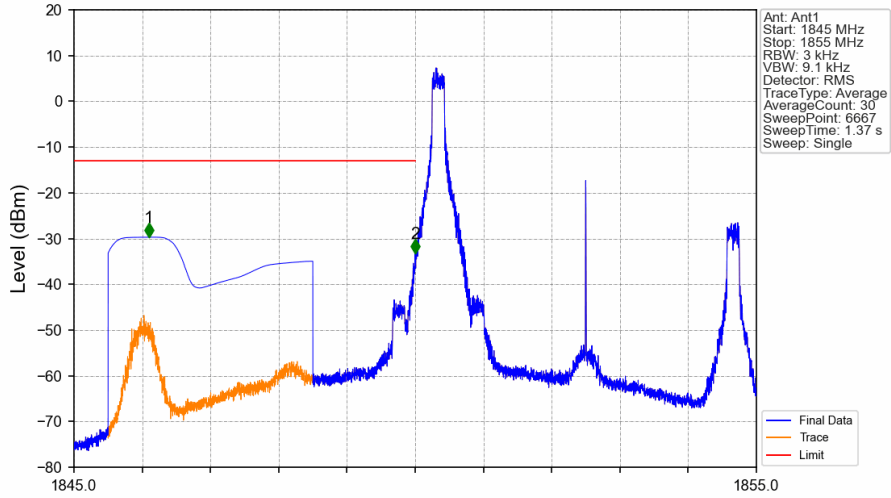
Start (MHz)	Stop (MHz)	RBW (MHz)	Method	Marker No.	Freq (MHz)	Level (dBm)	Limit (dBm)	Result
1905	1910	0.003	/	/	/	/	/	/
1910	1911	0.003	/	1	1910.000	-33.90	-13	Pass
1911	1915	1	CHP	2	1911.001	-32.56	-13	Pass

Band2_5MHz_QPSK_HCH_1907.5MHz_RB_25_0_NTNV



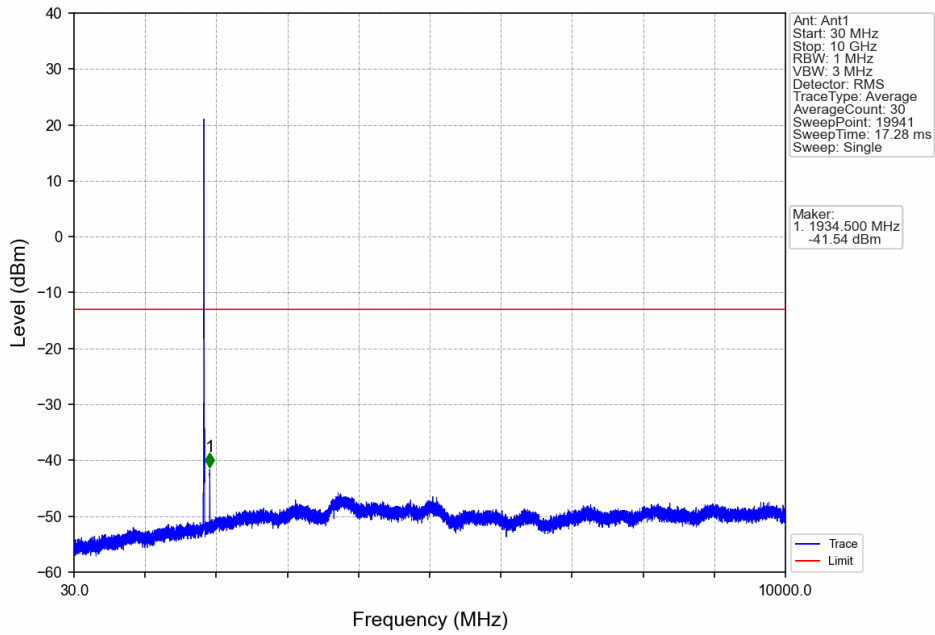
Start (MHz)	Stop (MHz)	RBW (MHz)	Method	Marker No.	Freq (MHz)	Level (dBm)	Limit (dBm)	Result
1905	1910	0.051	/	/	/	/	/	/
1910	1911	0.051	/	1	1910.000	-30.71	-13	Pass
1911	1915	1	CHP	2	1911.010	-25.37	-13	Pass

Band2_5MHz_16QAM_LCH_1852.5MHz_RB_1_0_NTNV

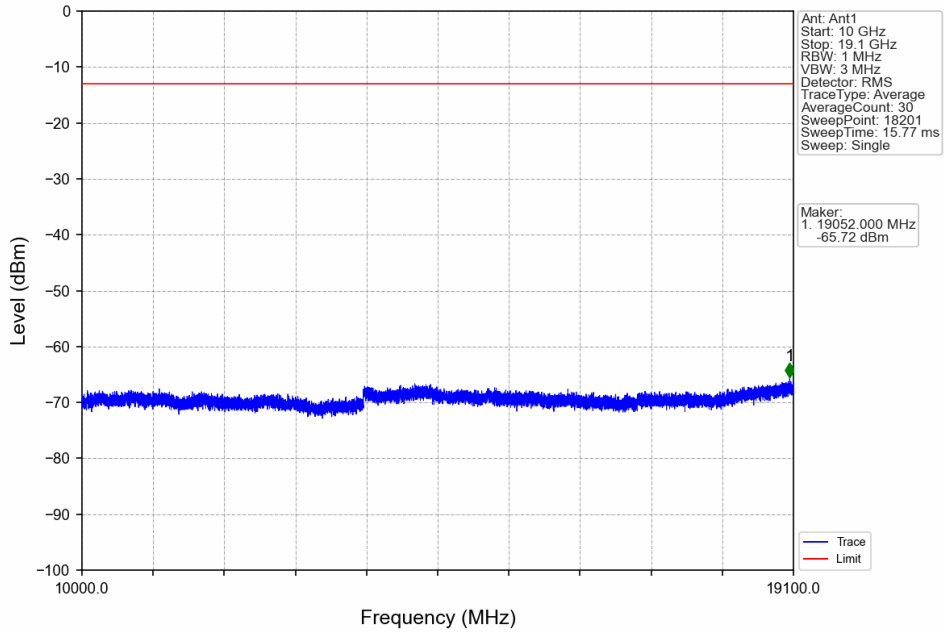


Start (MHz)	Stop (MHz)	RBW (MHz)	Method	Marker No.	Freq (MHz)	Level (dBm)	Limit (dBm)	Result
1845	1849	1	CHP	1	1846.094	-29.71	-13	Pass
1849	1850	0.003	/	2	1849.998	-33.29	-13	Pass
1850	1855	0.003	/	/	/	/	/	/

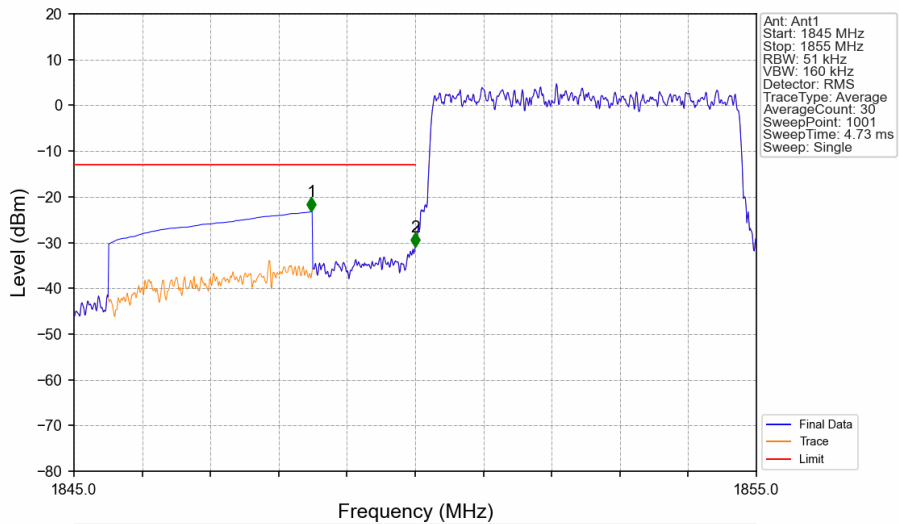
Band2_5MHz_16QAM_LCH_1852.5MHz_RB_1_0_NTNV



Band2_5MHz_16QAM_LCH_1852.5MHz_RB_1_0_NTNV

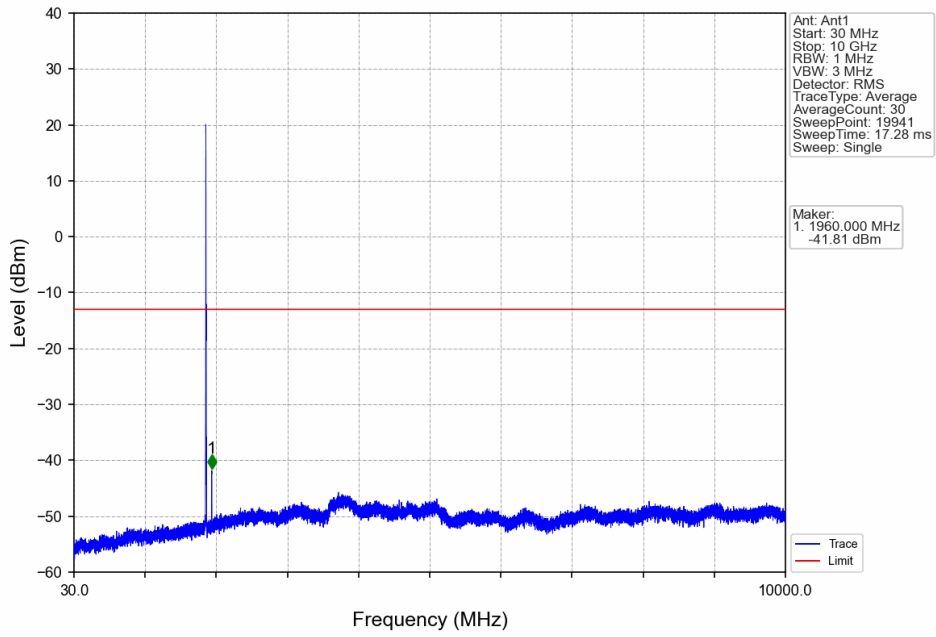


Band2_5MHz_16QAM_LCH_1852.5MHz_RB_25_0_NTNV

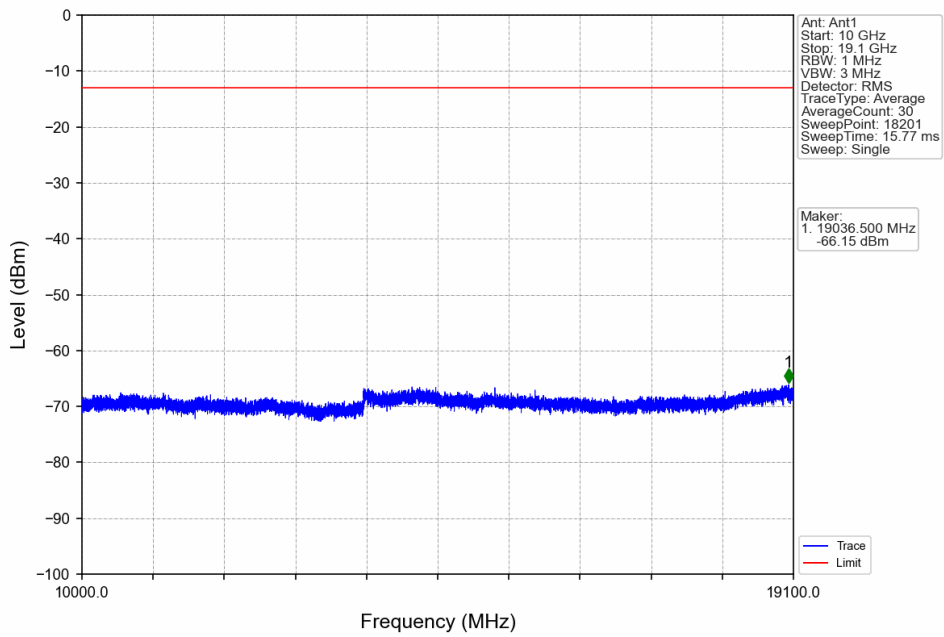


Start (MHz)	Stop (MHz)	RBW (MHz)	Method	Marker No.	Freq (MHz)	Level (dBm)	Limit (dBm)	Result
1845	1849	1	CHP	1	1848.480	-23.28	-13	Pass
1849	1850	0.051	/	2	1850.000	-30.98	-13	Pass
1850	1855	0.051	/	/	/	/	/	/

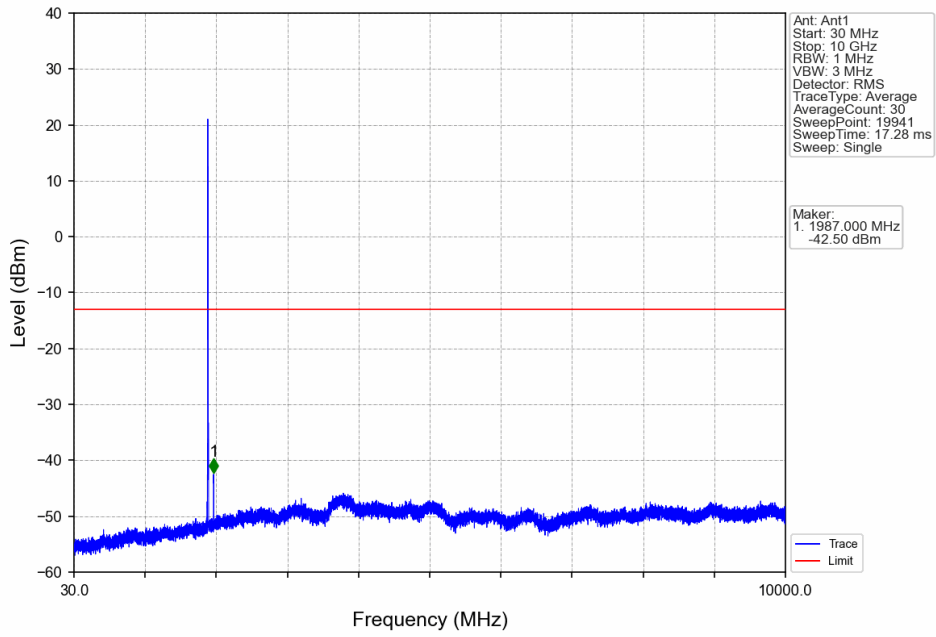
Band2_5MHz_16QAM_MCH_1880MHz_RB_1_0_NTNV



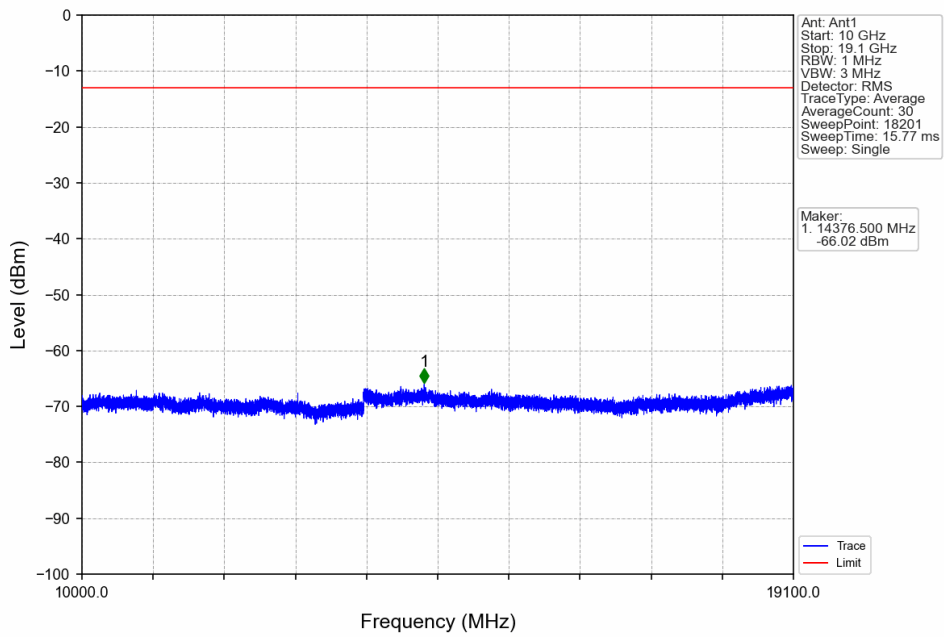
Band2_5MHz_16QAM_MCH_1880MHz_RB_1_0_NTNV



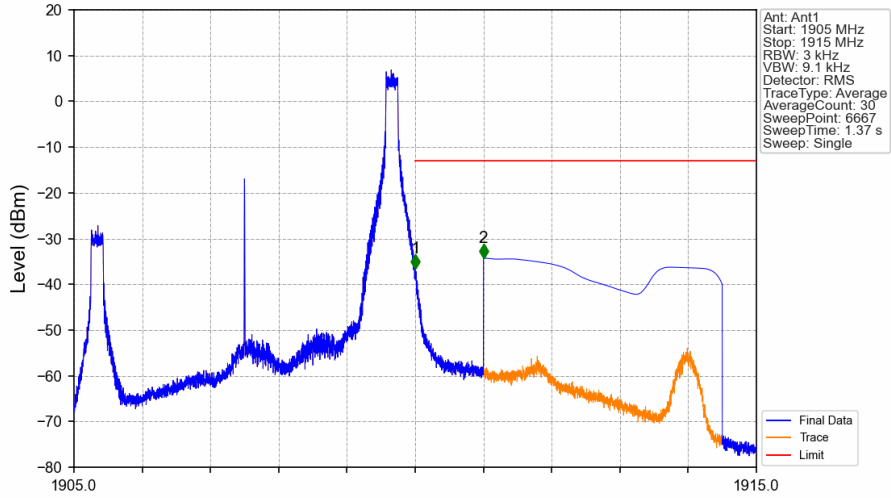
Band2_5MHz_16QAM_HCH_1907.5MHz_RB_1_0_NTNV



Band2_5MHz_16QAM_HCH_1907.5MHz_RB_1_0_NTNV

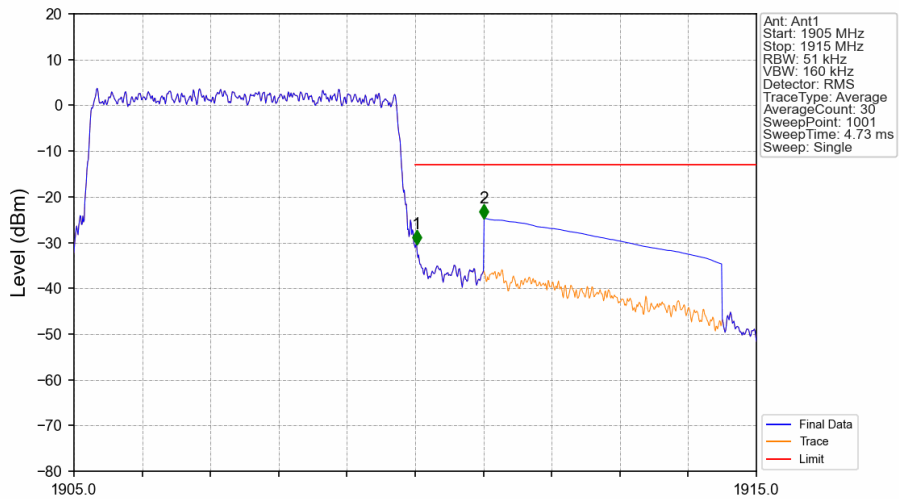


Band2_5MHz_16QAM_HCH_1907.5MHz_RB_1_24_NTNV



Start (MHz)	Stop (MHz)	RBW (MHz)	Method	Marker No.	Freq (MHz)	Level (dBm)	Limit (dBm)	Result
1905	1910	0.003	/	/	/	/	/	/
1910	1911	0.003	/	1	1910.002	-36.55	-13	Pass
1911	1915	1	CHP	2	1911.001	-34.26	-13	Pass

Band2_5MHz_16QAM_HCH_1907.5MHz_RB_25_0_NTNV



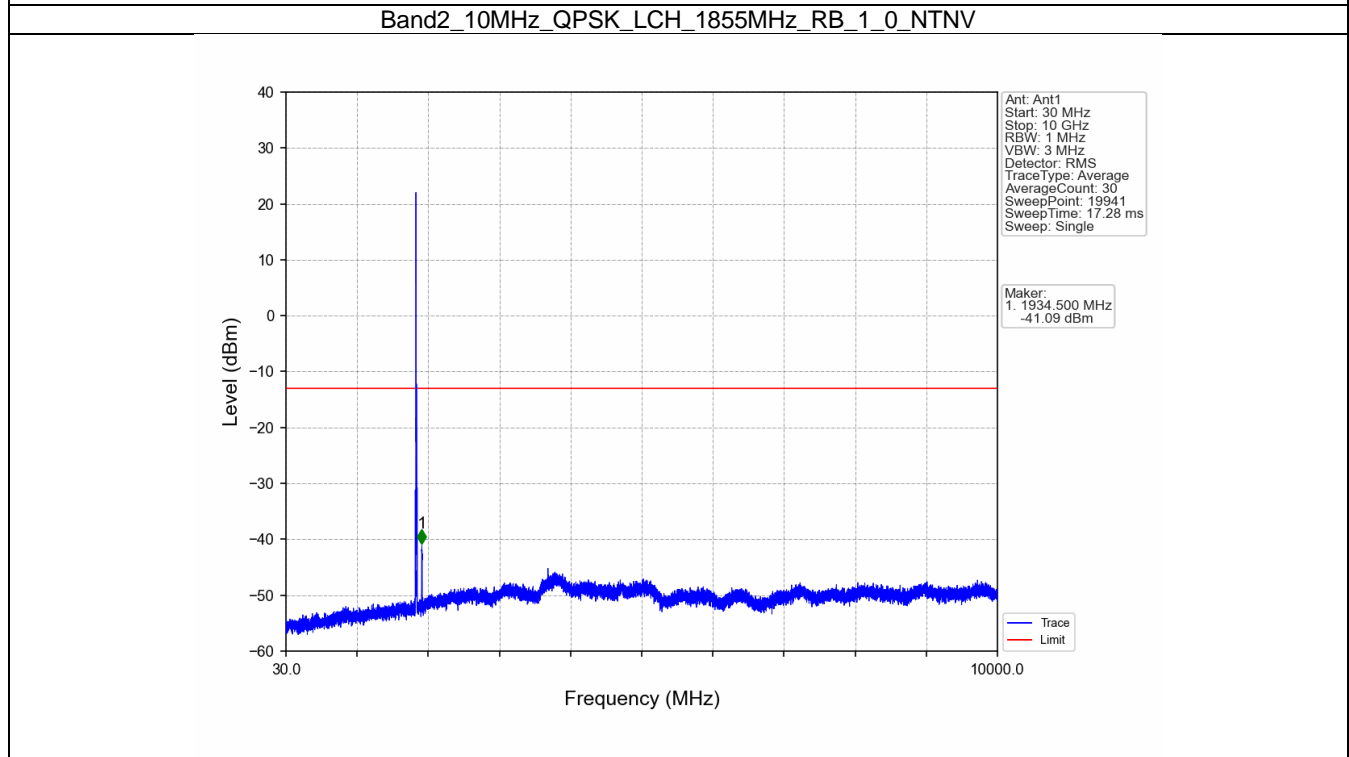
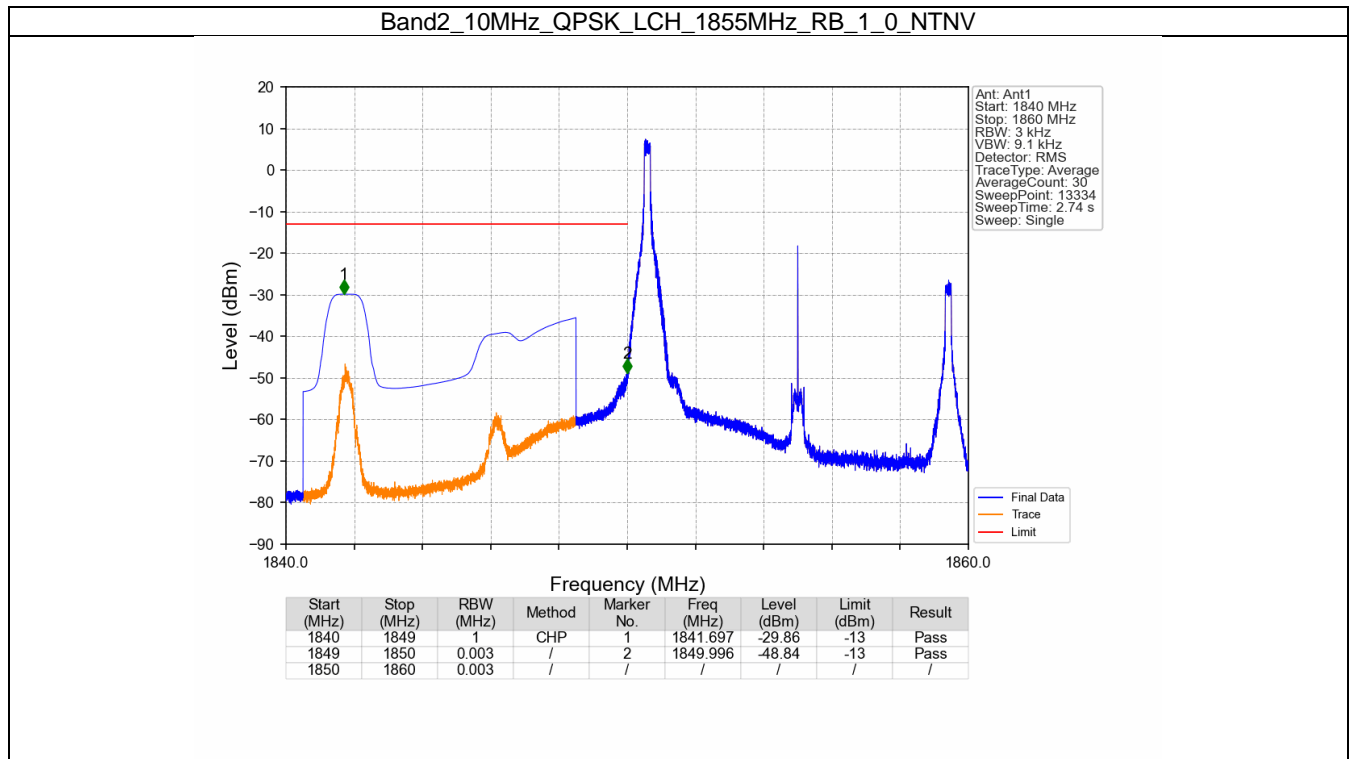
Start (MHz)	Stop (MHz)	RBW (MHz)	Method	Marker No.	Freq (MHz)	Level (dBm)	Limit (dBm)	Result
1905	1910	0.051	/	/	/	/	/	/
1910	1911	0.051	/	1	1910.020	-30.37	-13	Pass
1911	1915	1	CHP	2	1911.010	-24.72	-13	Pass

1.4 B2_10MHz

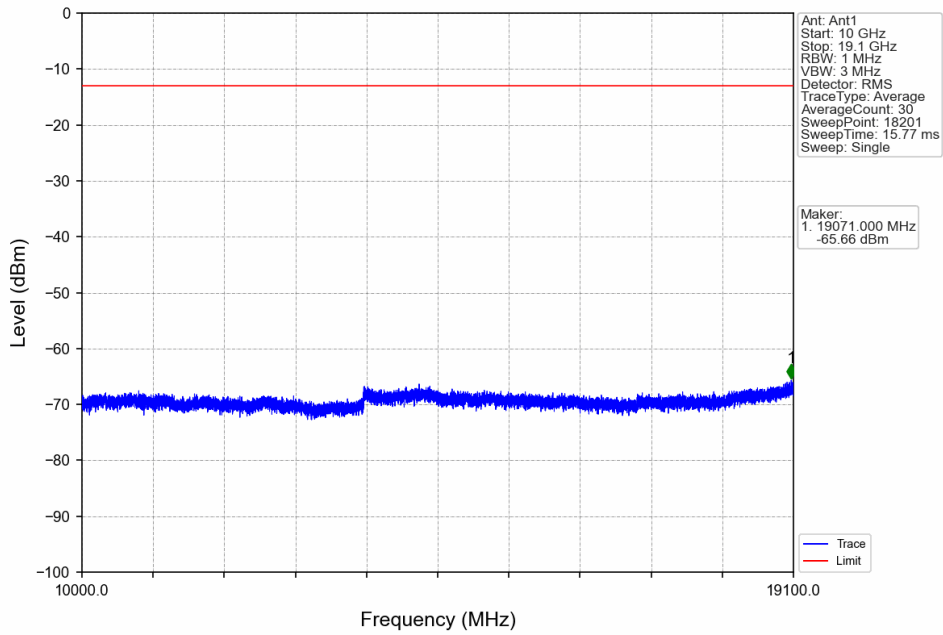
1.4.1 Test Result

Band: 2 / Bandwidth: 10MHz / NTV						
Modulation	Frequency (MHz)	RB Allocation		Spurious Emission		Verdict
		Size	Offset	Result	Limit	
QPSK	1855	1	0	Refer To Test Graph		Pass
		50	0	Refer To Test Graph		Pass
	1880	1	0	Refer To Test Graph		Pass
	1905	1	0	Refer To Test Graph		Pass
			49	Refer To Test Graph		Pass
		50	0	Refer To Test Graph		Pass
16QAM	1855	1	0	Refer To Test Graph		Pass
		50	0	Refer To Test Graph		Pass
	1880	1	0	Refer To Test Graph		Pass
	1905	1	0	Refer To Test Graph		Pass
			49	Refer To Test Graph		Pass
		50	0	Refer To Test Graph		Pass

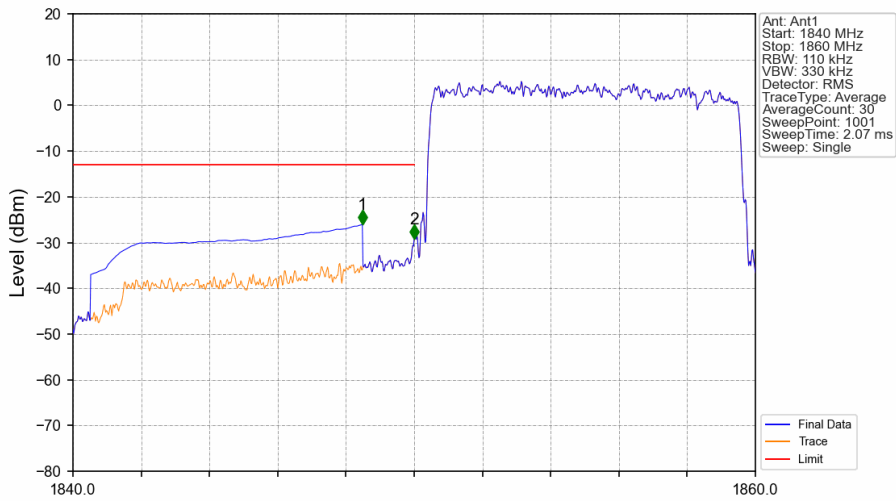
1.4.2 Test Graph



Band2_10MHz_QPSK_LCH_1855MHz_RB_1_0_NTNV

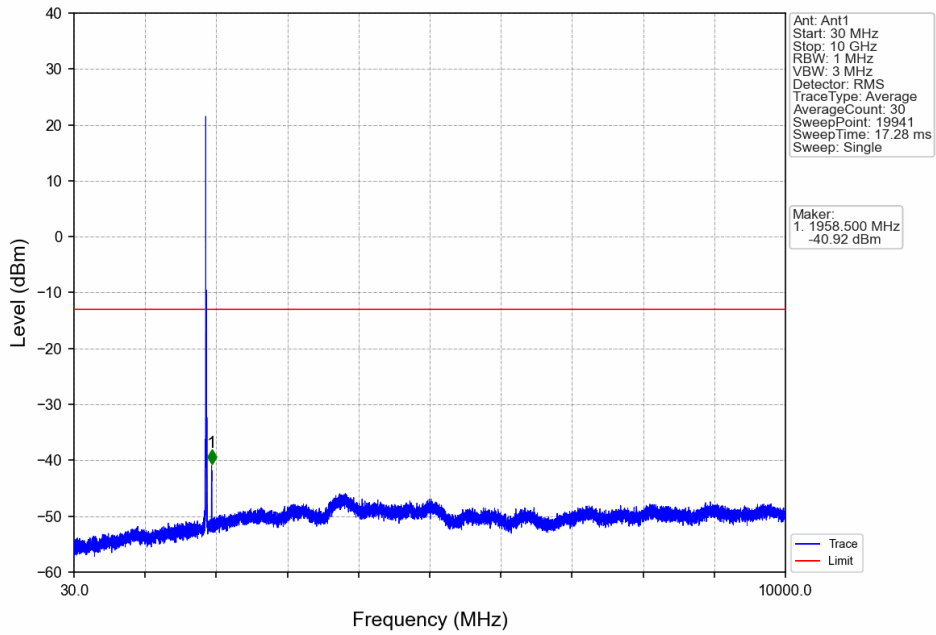


Band2_10MHz_QPSK_LCH_1855MHz_RB_50_0_NTNV

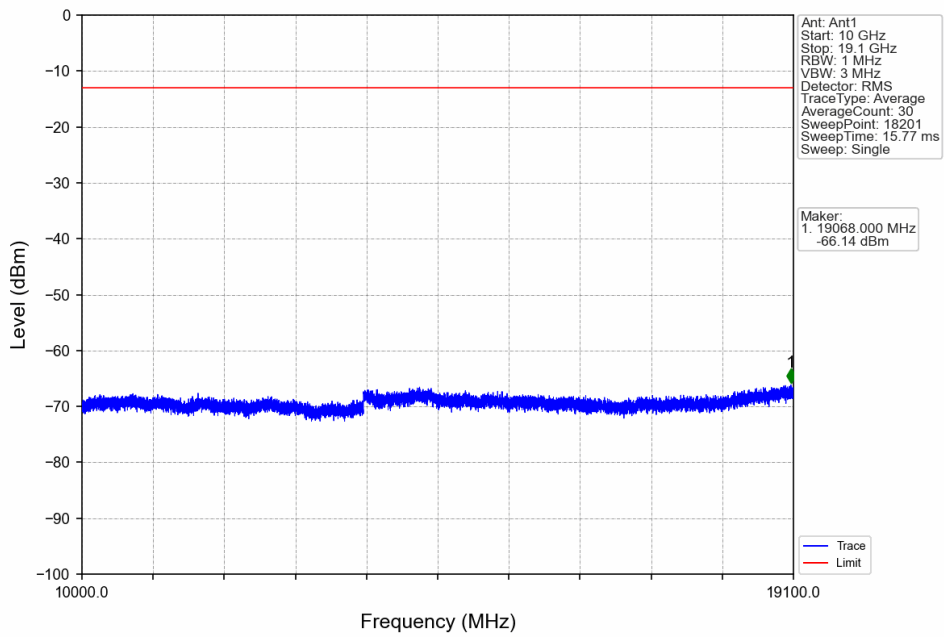


Start (MHz)	Stop (MHz)	RBW (MHz)	Method	Marker No.	Freq (MHz)	Level (dBm)	Limit (dBm)	Result
1840	1849	1	CHP	1	1848.480	-26.01	-13	Pass
1849	1850	0.11	/	2	1850.000	-29.24	-13	Pass
1850	1860	0.11	/	/	/	/	/	/

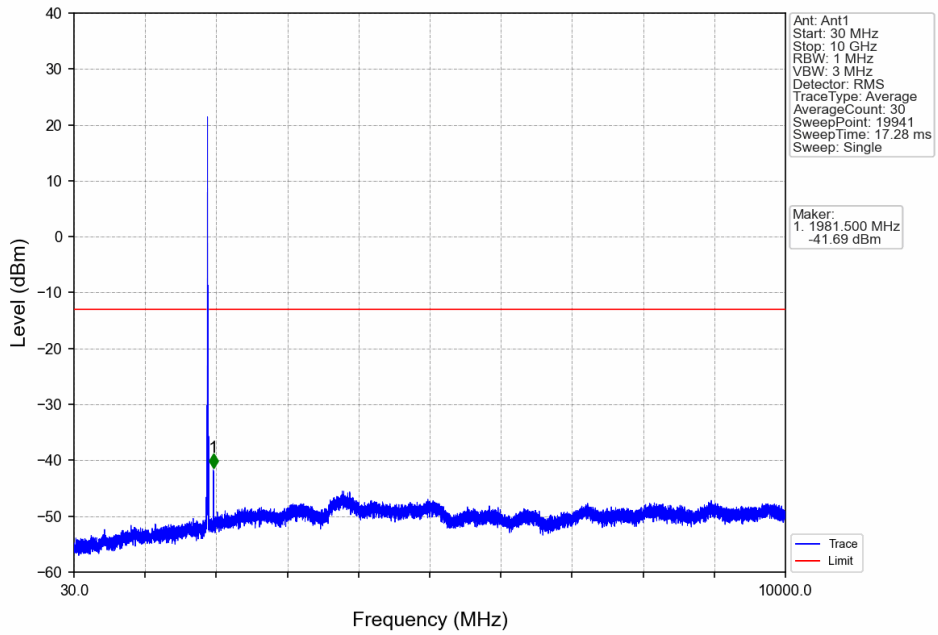
Band2_10MHz_QPSK_MCH_1880MHz_RB_1_0_NTNV



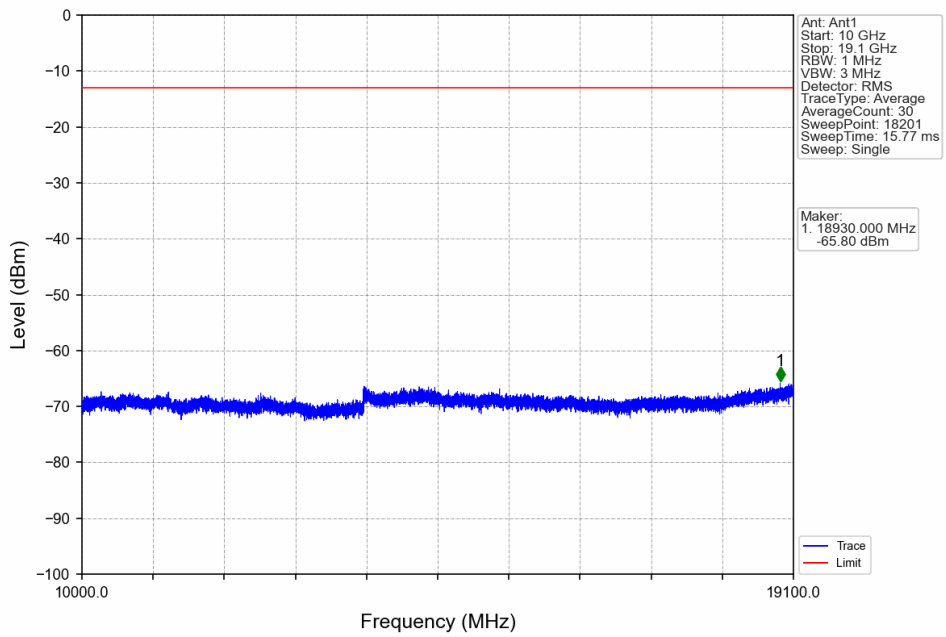
Band2_10MHz_QPSK_MCH_1880MHz_RB_1_0_NTNV



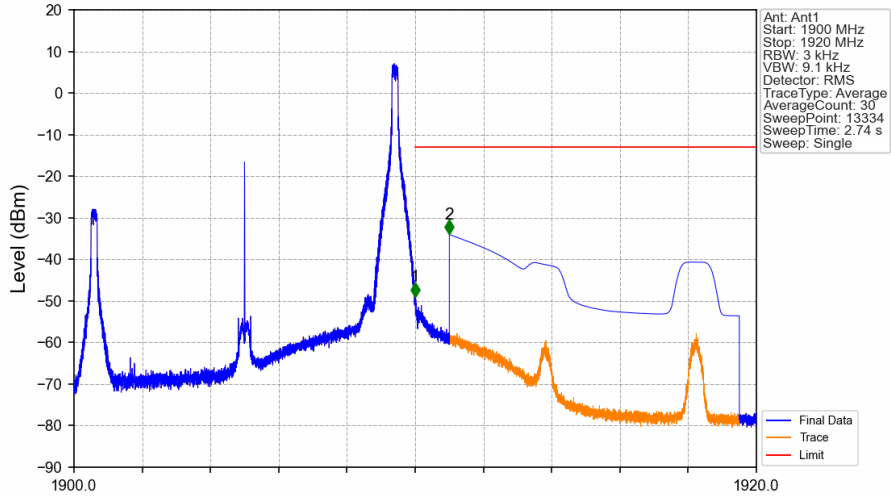
Band2_10MHz_QPSK_HCH_1905MHz_RB_1_0_NTNV



Band2_10MHz_QPSK_HCH_1905MHz_RB_1_0_NTNV

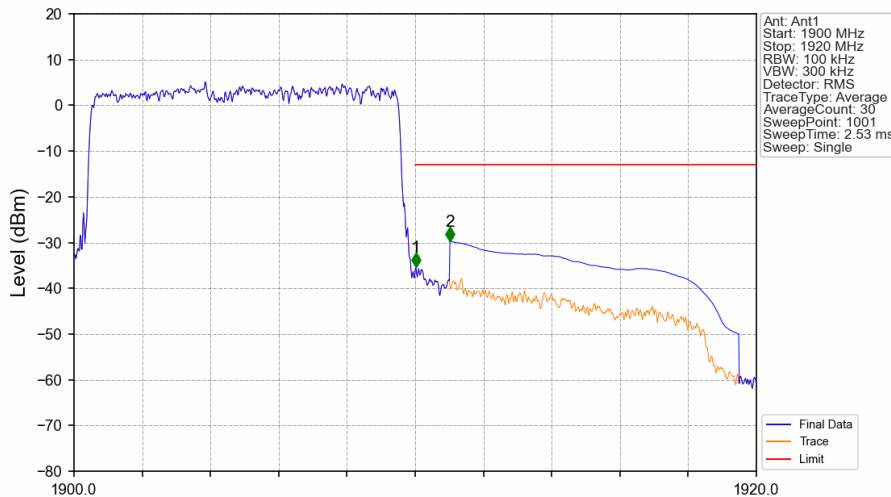


Band2_10MHz_QPSK_HCH_1905MHz_RB_1_49_NTNV



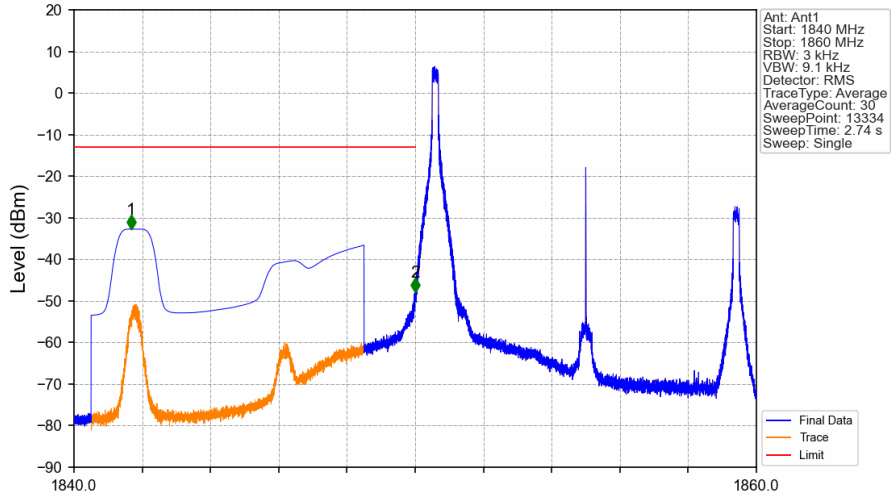
Start (MHz)	Stop (MHz)	RBW (MHz)	Method	Marker No.	Freq (MHz)	Level (dBm)	Limit (dBm)	Result
1900	1910	0.003	/	/	/	/	/	/
1910	1911	0.003	/	1	1910.001	-48.96	-13	Pass
1911	1920	1	CHP	2	1911.001	-34.01	-13	Pass

Band2_10MHz_QPSK_HCH_1905MHz_RB_50_0_NTNV



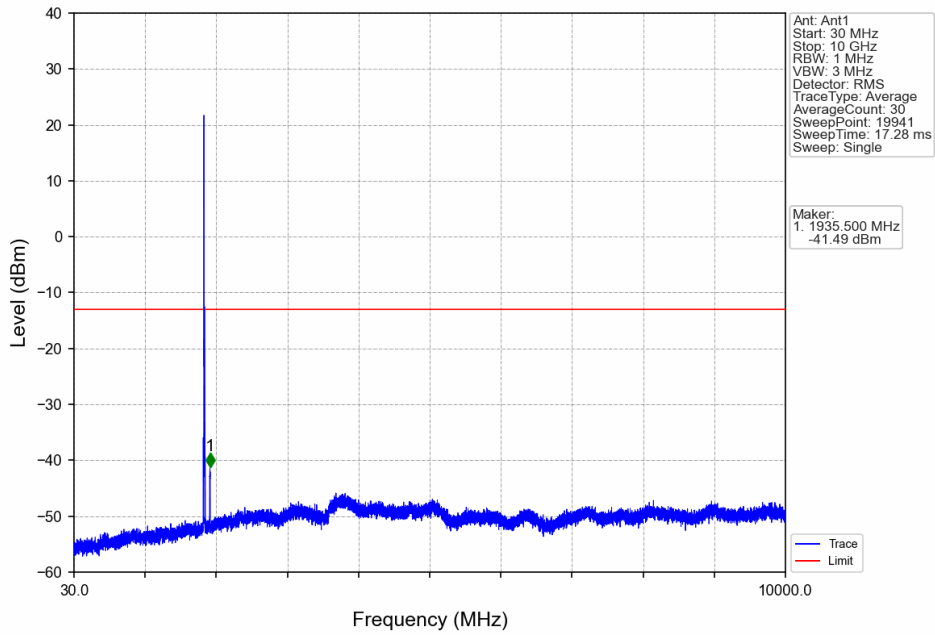
Start (MHz)	Stop (MHz)	RBW (MHz)	Method	Marker No.	Freq (MHz)	Level (dBm)	Limit (dBm)	Result
1900	1910	0.1	/	/	/	/	/	/
1910	1911	0.1	/	1	1910.020	-35.38	-13	Pass
1911	1920	1	CHP	2	1911.020	-29.71	-13	Pass

Band2_10MHz_16QAM_LCH_1855MHz_RB_1_0_NTNV

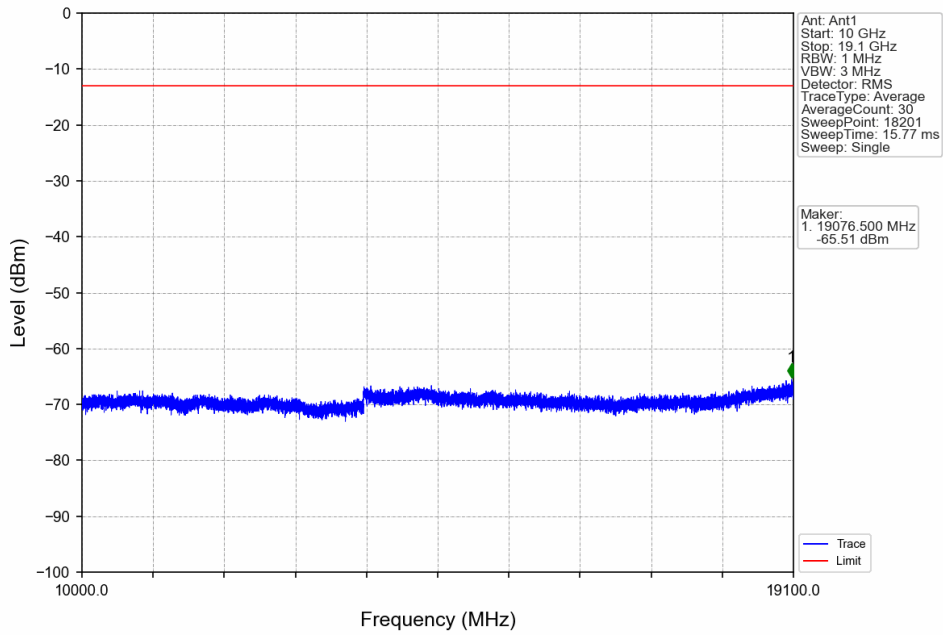


Start (MHz)	Stop (MHz)	RBW (MHz)	Method	Marker No.	Freq (MHz)	Level (dBm)	Limit (dBm)	Result
1840	1849	1	CHP	1	1841.671	-32.72	-13	Pass
1849	1850	0.003	/	2	1849.998	-47.95	-13	Pass
1850	1860	0.003	/	/	/	/	/	/

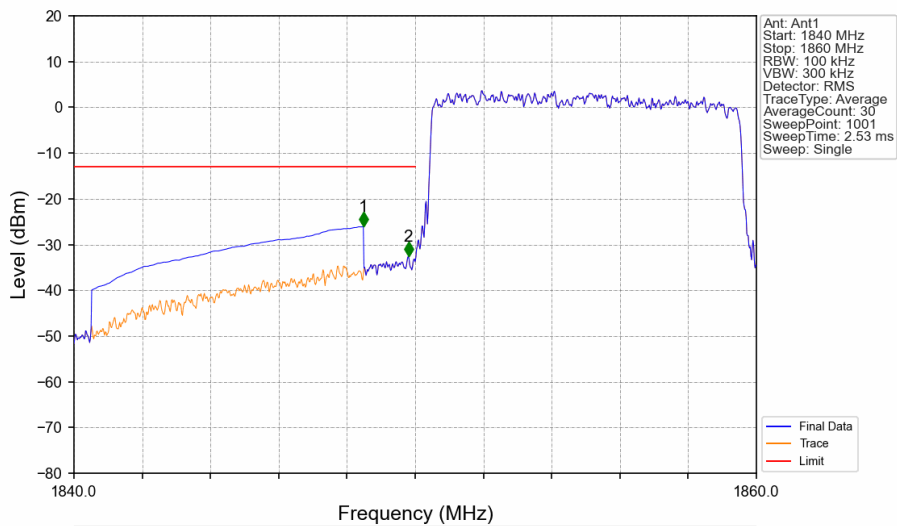
Band2_10MHz_16QAM_LCH_1855MHz_RB_1_0_NTNV



Band2_10MHz_16QAM_LCH_1855MHz_RB_1_0_NTNV

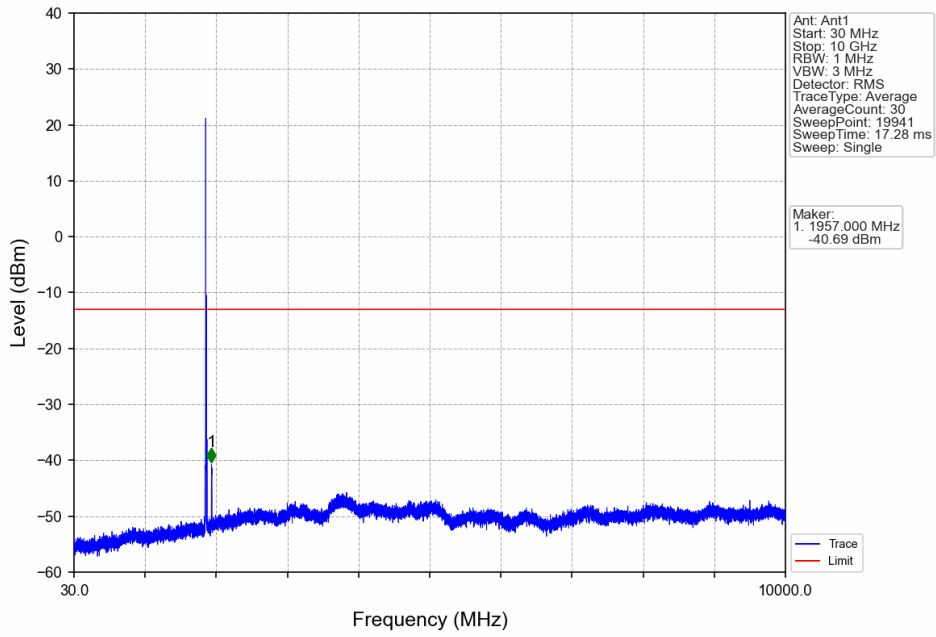


Band2_10MHz_16QAM_LCH_1855MHz_RB_50_0_NTNV

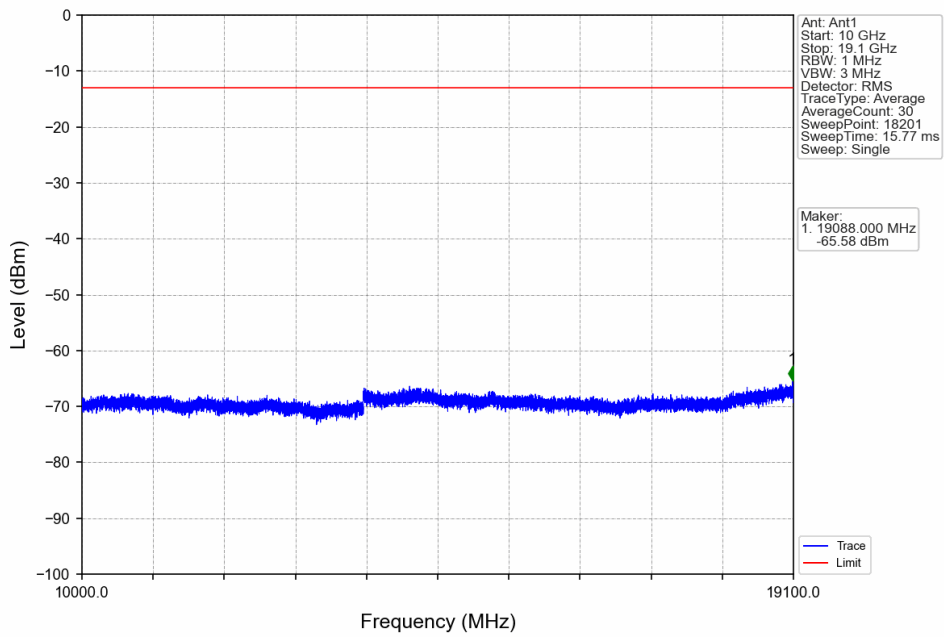


Start (MHz)	Stop (MHz)	RBW (MHz)	Method	Marker No.	Freq (MHz)	Level (dBm)	Limit (dBm)	Result
1840	1849	1	CHP	1	1848.480	-26.10	-13	Pass
1849	1850	0.1	/	2	1849.800	-32.55	-13	Pass
1850	1860	0.1	/	/	/	/	/	/

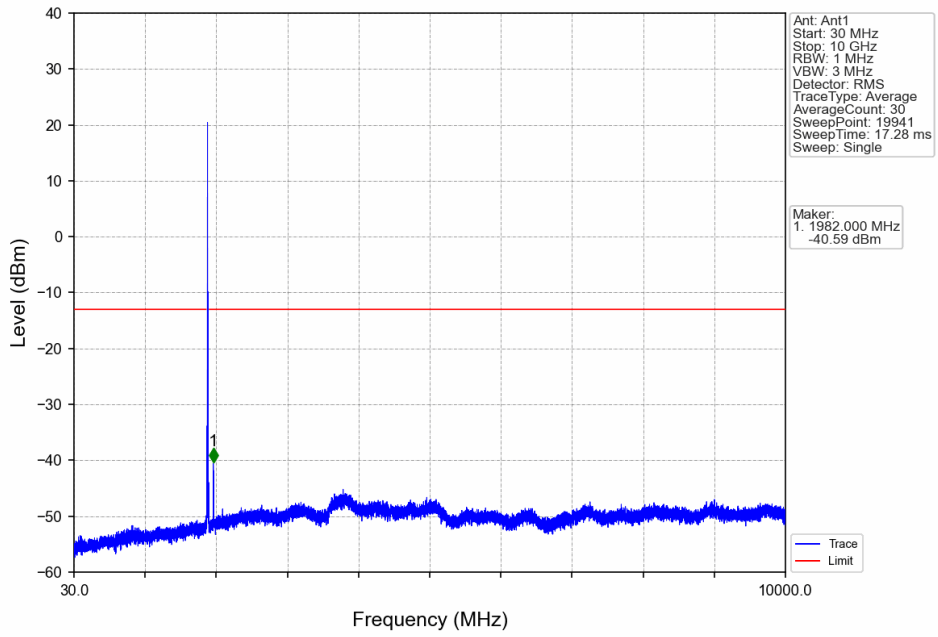
Band2_10MHz_16QAM_MCH_1880MHz_RB_1_0_NTNV



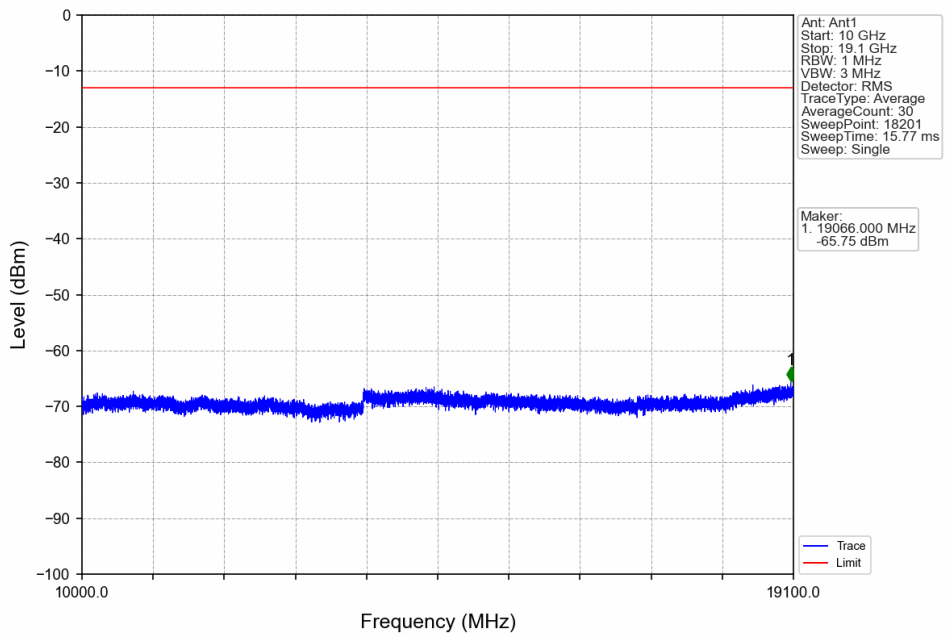
Band2_10MHz_16QAM_MCH_1880MHz_RB_1_0_NTNV



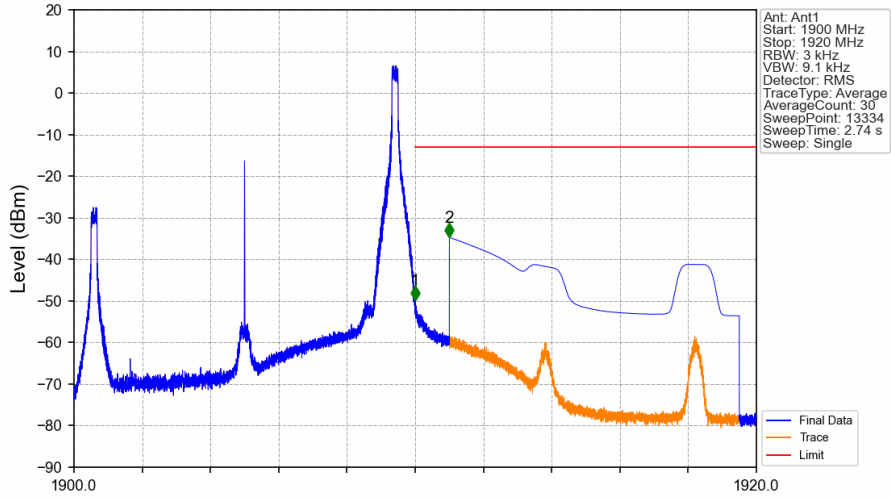
Band2_10MHz_16QAM_HCH_1905MHz_RB_1_0_NTNV



Band2_10MHz_16QAM_HCH_1905MHz_RB_1_0_NTNV

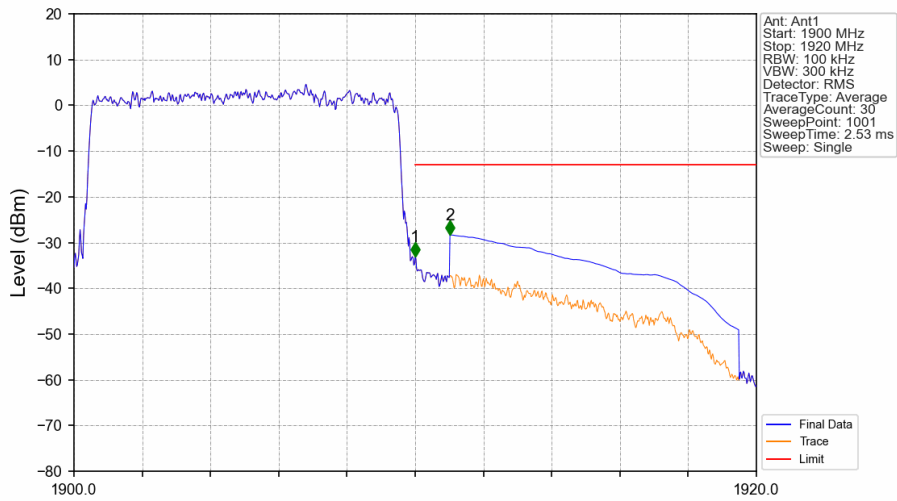


Band2_10MHz_16QAM_HCH_1905MHz_RB_1_49_NTNV



Start (MHz)	Stop (MHz)	RBW (MHz)	Method	Marker No.	Freq (MHz)	Level (dBm)	Limit (dBm)	Result
1900	1910	0.003	/	/	/	/	/	/
1910	1911	0.003	/	1	1910.001	-49.92	-13	Pass
1911	1920	1	CHP	2	1911.001	-34.70	-13	Pass

Band2_10MHz_16QAM_HCH_1905MHz_RB_50_0_NTNV



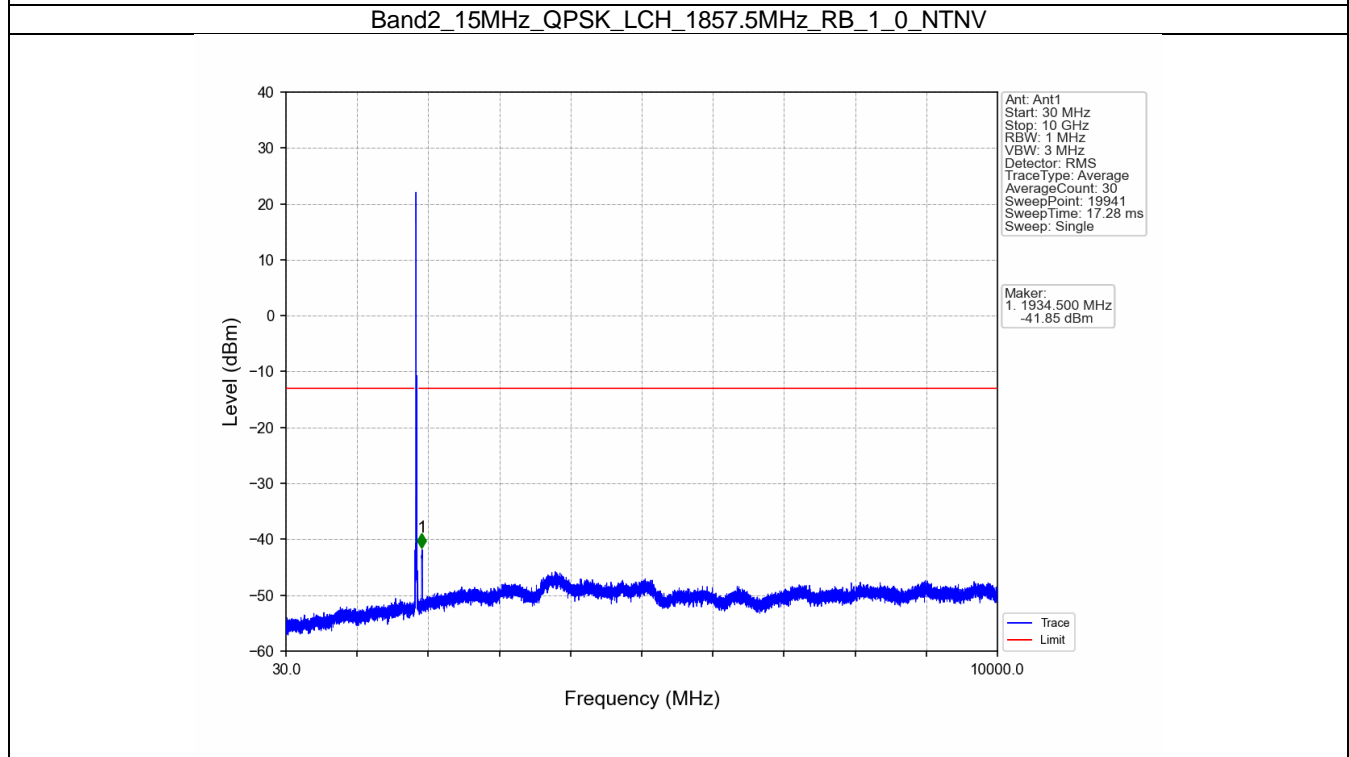
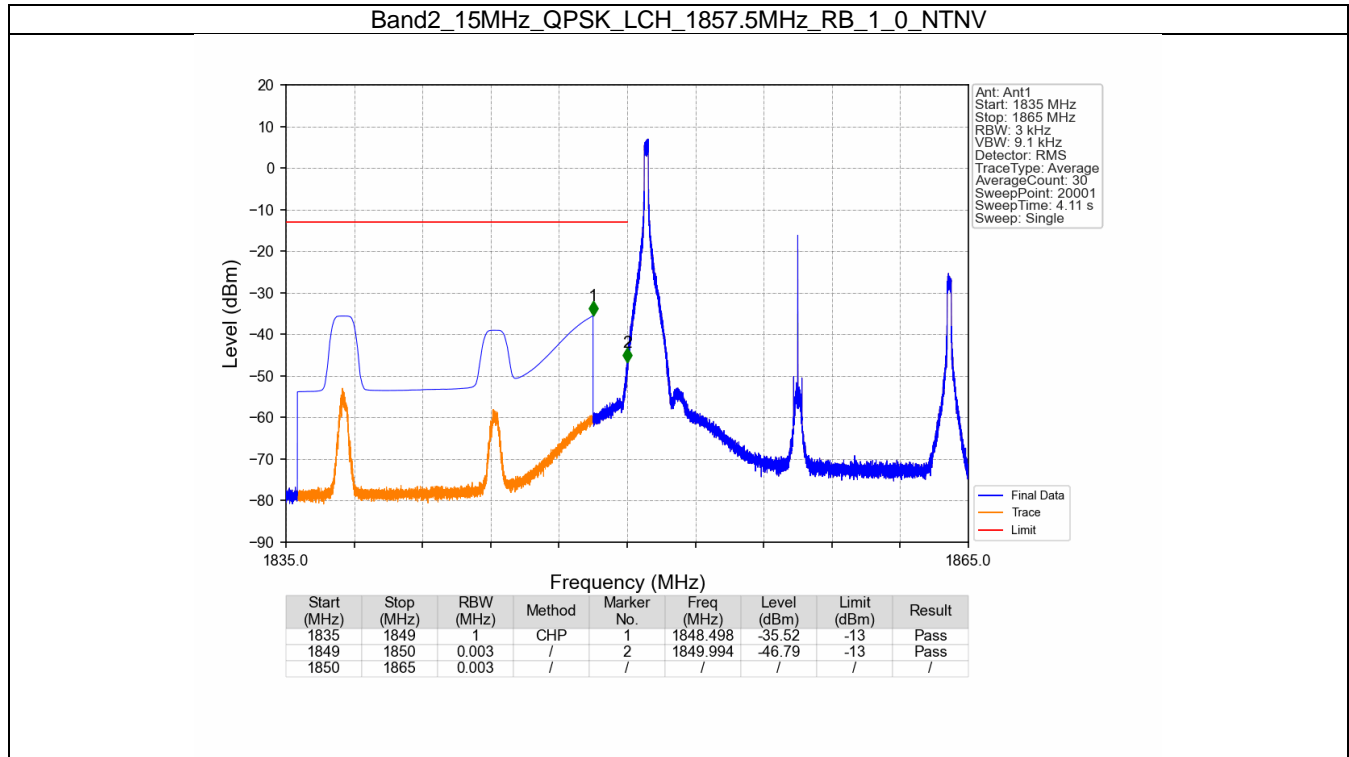
Start (MHz)	Stop (MHz)	RBW (MHz)	Method	Marker No.	Freq (MHz)	Level (dBm)	Limit (dBm)	Result
1900	1910	0.1	/	/	/	/	/	/
1910	1911	0.1	/	1	1910.000	-33.08	-13	Pass
1911	1920	1	CHP	2	1911.020	-28.30	-13	Pass

1.5 B2_15MHz

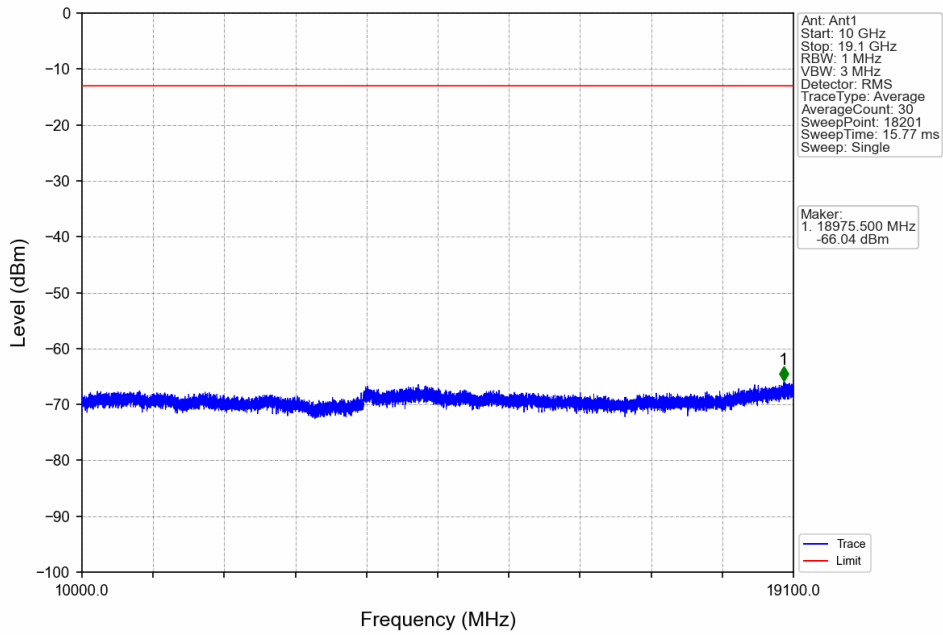
1.5.1 Test Result

Band: 2 / Bandwidth: 15MHz / NTV						
Modulation	Frequency (MHz)	RB Allocation		Spurious Emission		Verdict
		Size	Offset	Result	Limit	
QPSK	1857.5	1	0	Refer To Test Graph		Pass
		75	0	Refer To Test Graph		Pass
	1880	1	0	Refer To Test Graph		Pass
	1902.5	1	0	Refer To Test Graph		Pass
			74	Refer To Test Graph		Pass
		75	0	Refer To Test Graph		Pass
16QAM	1857.5	1	0	Refer To Test Graph		Pass
		75	0	Refer To Test Graph		Pass
	1880	1	0	Refer To Test Graph		Pass
	1902.5	1	0	Refer To Test Graph		Pass
			74	Refer To Test Graph		Pass
		75	0	Refer To Test Graph		Pass

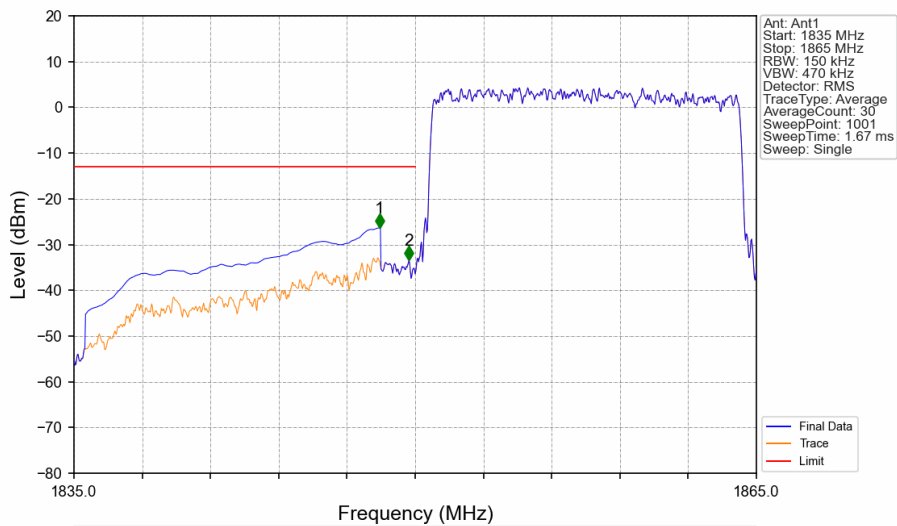
1.5.2 Test Graph



Band2_15MHz_QPSK_LCH_1857.5MHz_RB_1_0_NTNV

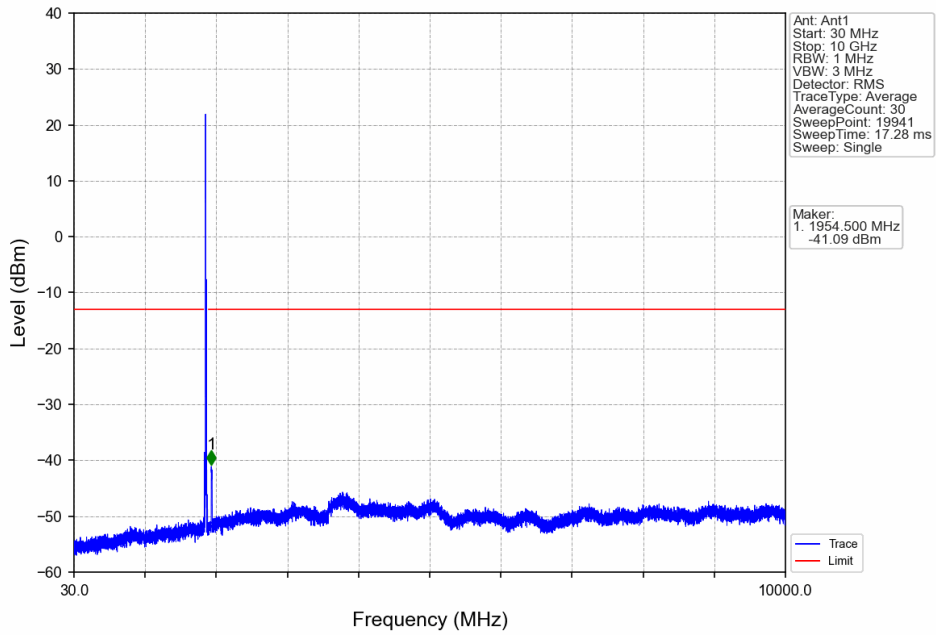


Band2_15MHz_QPSK_LCH_1857.5MHz_RB_75_0_NTNV

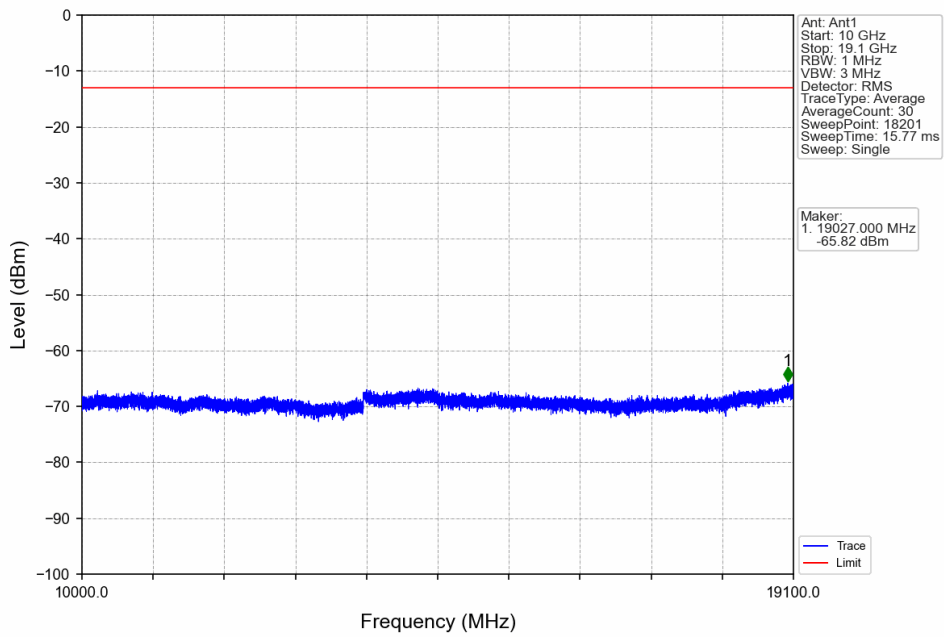


Start (MHz)	Stop (MHz)	RBW (MHz)	Method	Marker No.	Freq (MHz)	Level (dBm)	Limit (dBm)	Result
1835	1849	1	CHP	1	1848.440	-26.37	-13	Pass
1849	1850	0.15	/	2	1849.730	-33.49	-13	Pass
1850	1865	0.15	/	/	/	/	/	/

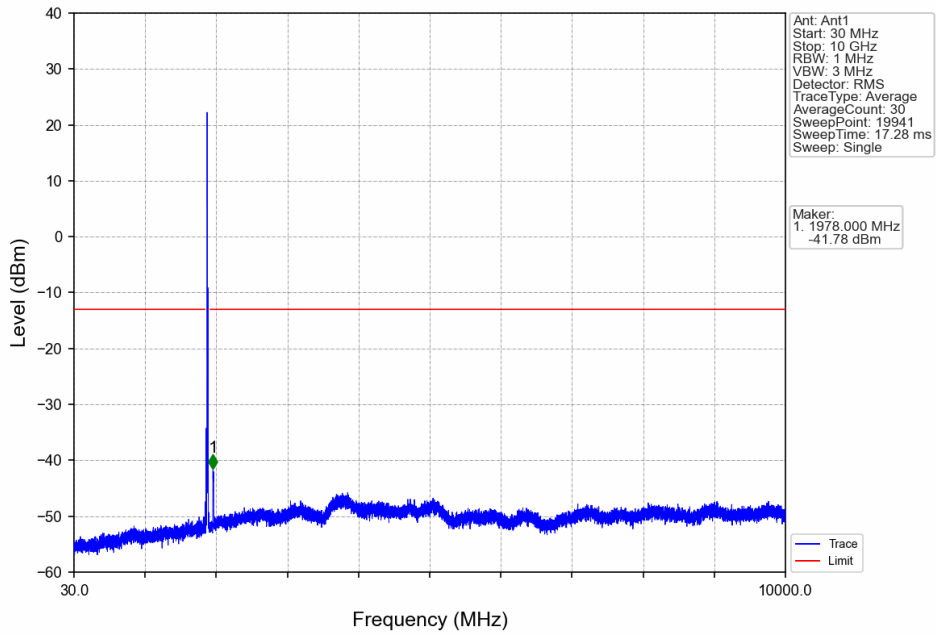
Band2_15MHz_QPSK_MCH_1880MHz_RB_1_0_NTNV



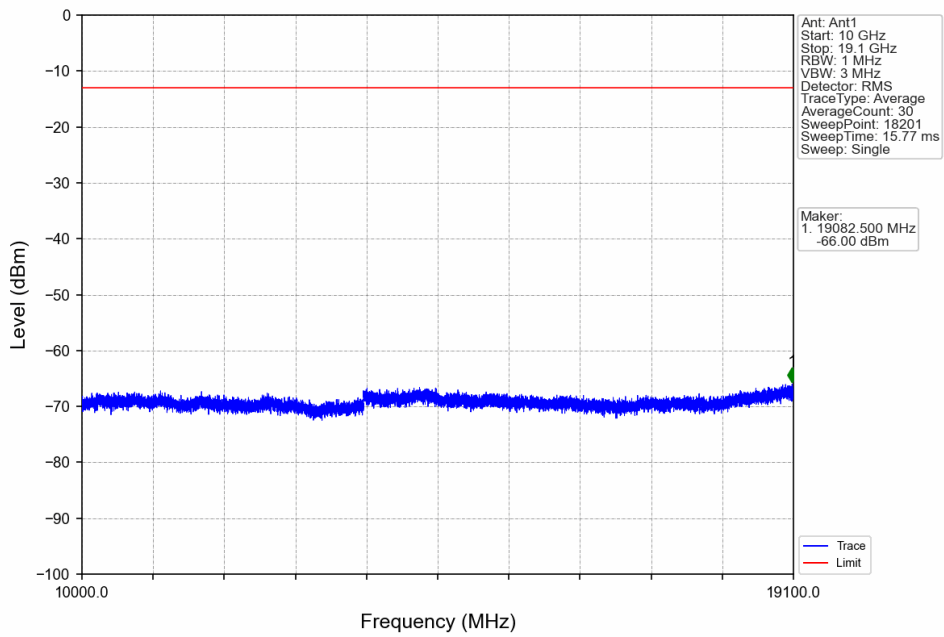
Band2_15MHz_QPSK_MCH_1880MHz_RB_1_0_NTNV



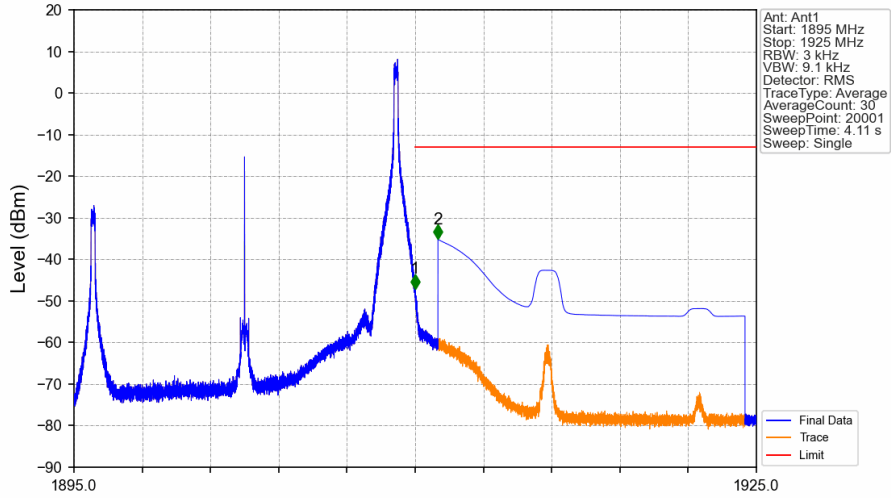
Band2_15MHz_QPSK_HCH_1902.5MHz_RB_1_0_NTNV



Band2_15MHz_QPSK_HCH_1902.5MHz_RB_1_0_NTNV

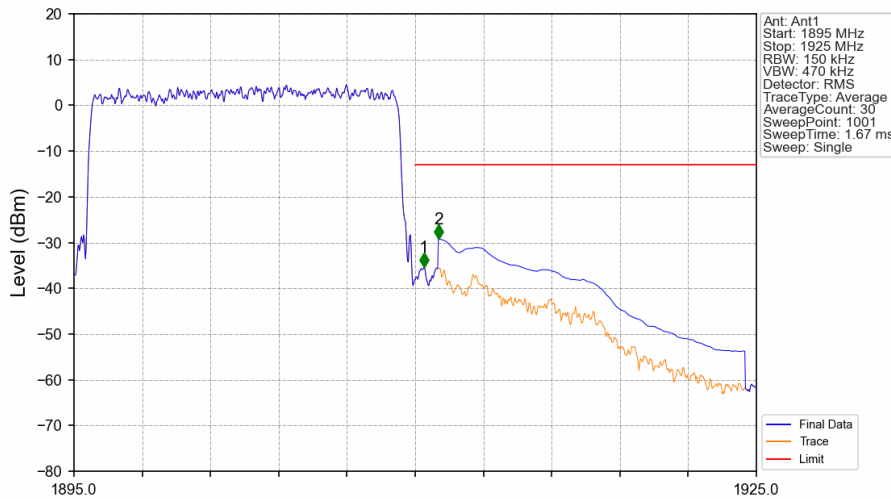


Band2_15MHz_QPSK_HCH_1902.5MHz_RB_1_74_NTNV



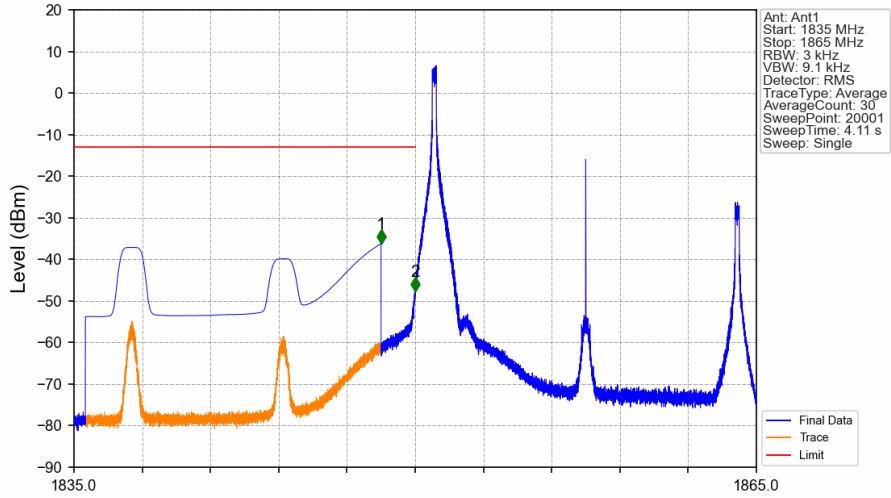
Start (MHz)	Stop (MHz)	RBW (MHz)	Method	Marker No.	Freq (MHz)	Level (dBm)	Limit (dBm)	Result
1895	1910	0.003	/	/	/	/	/	/
1910	1911	0.003	/	1	1910.000	-47.02	-13	Pass
1911	1925	1	CHP	2	1911.001	-35.18	-13	Pass

Band2_15MHz_QPSK_HCH_1902.5MHz_RB_75_0_NTNV



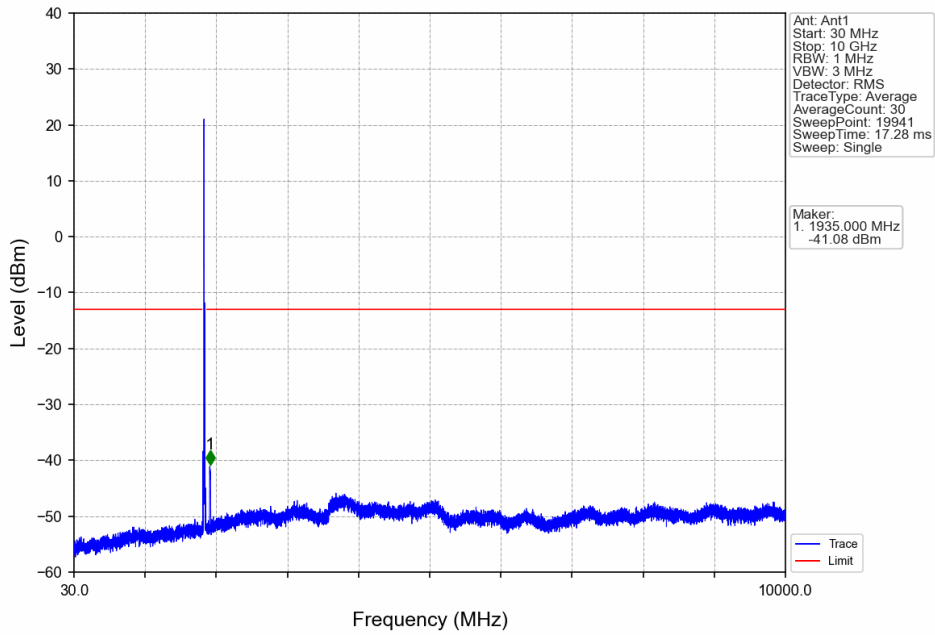
Start (MHz)	Stop (MHz)	RBW (MHz)	Method	Marker No.	Freq (MHz)	Level (dBm)	Limit (dBm)	Result
1895	1910	0.15	/	/	/	/	/	/
1910	1911	0.15	/	1	1910.390	-35.35	-13	Pass
1911	1925	1	CHP	2	1911.020	-29.25	-13	Pass

Band2_15MHz_16QAM_LCH_1857.5MHz_RB_1_0_NTNV

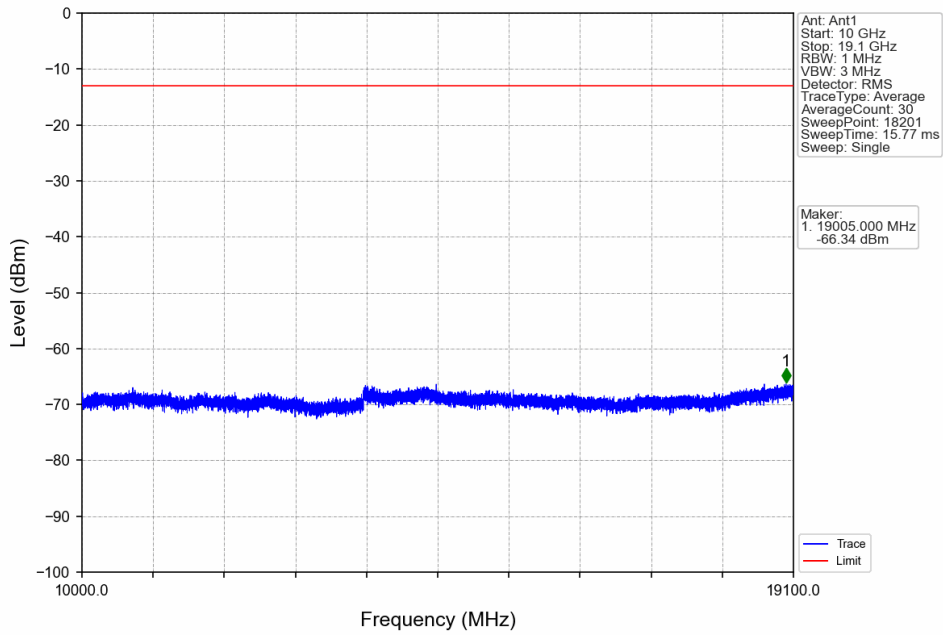


Start (MHz)	Stop (MHz)	RBW (MHz)	Method	Marker No.	Freq (MHz)	Level (dBm)	Limit (dBm)	Result
1835	1849	1	CHP	1	1848.494	-36.26	-13	Pass
1849	1850	0.003	/	2	1850.000	-47.74	-13	Pass
1850	1865	0.003	/	/	/	/	/	/

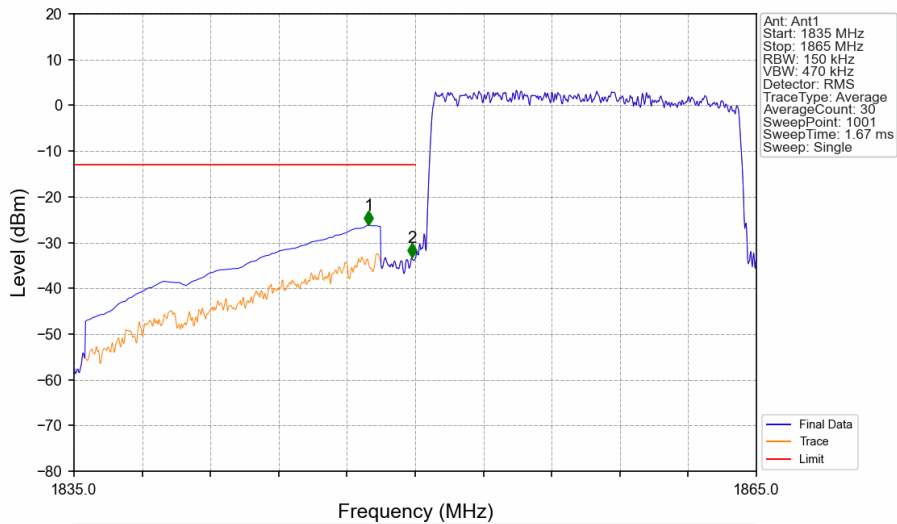
Band2_15MHz_16QAM_LCH_1857.5MHz_RB_1_0_NTNV



Band2_15MHz_16QAM_LCH_1857.5MHz_RB_1_0_NTNV

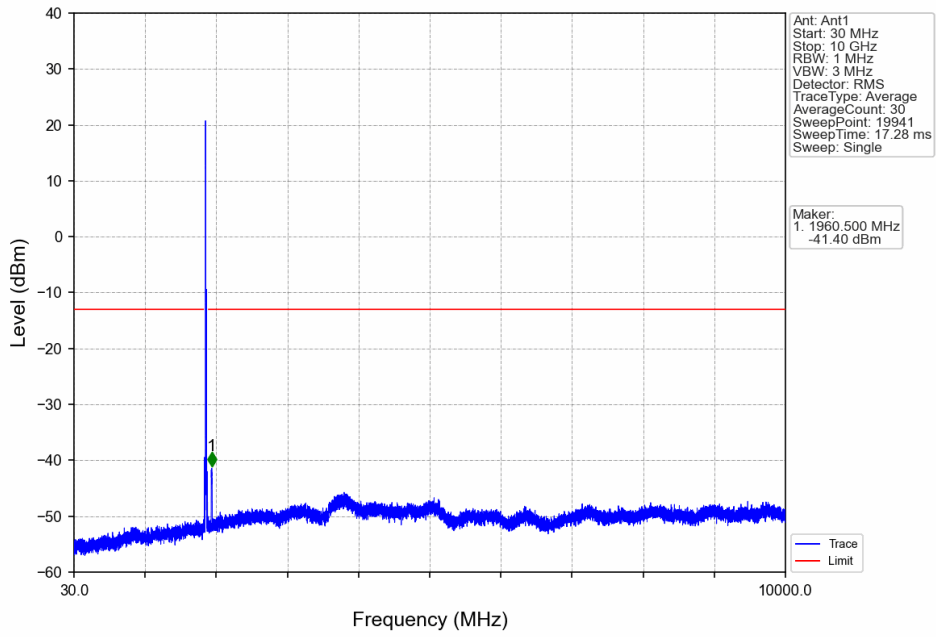


Band2_15MHz_16QAM_LCH_1857.5MHz_RB_75_0_NTNV

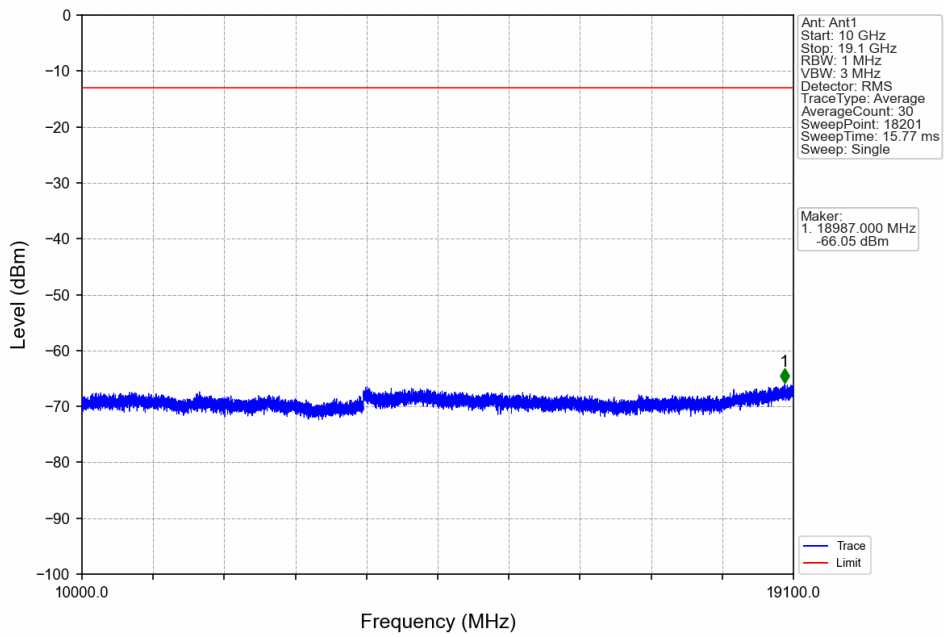


Start (MHz)	Stop (MHz)	RBW (MHz)	Method	Marker No.	Freq (MHz)	Level (dBm)	Limit (dBm)	Result
1835	1849	1	CHP	1	1847.960	-26.18	-13	Pass
1849	1850	0.15	/	2	1849.850	-33.29	-13	Pass
1850	1865	0.15	/	/	/	/	/	/

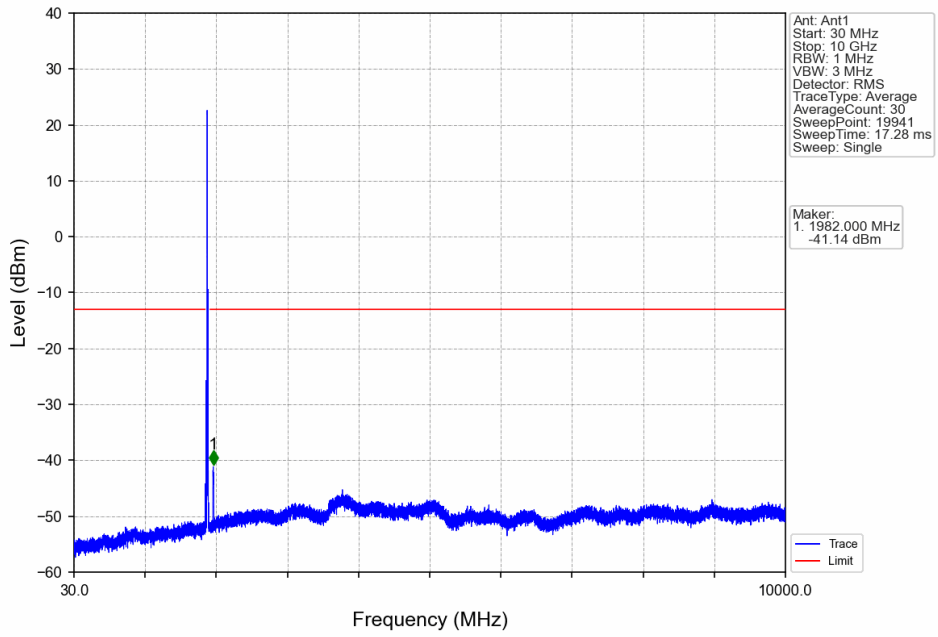
Band2_15MHz_16QAM_MCH_1880MHz_RB_1_0_NTNV



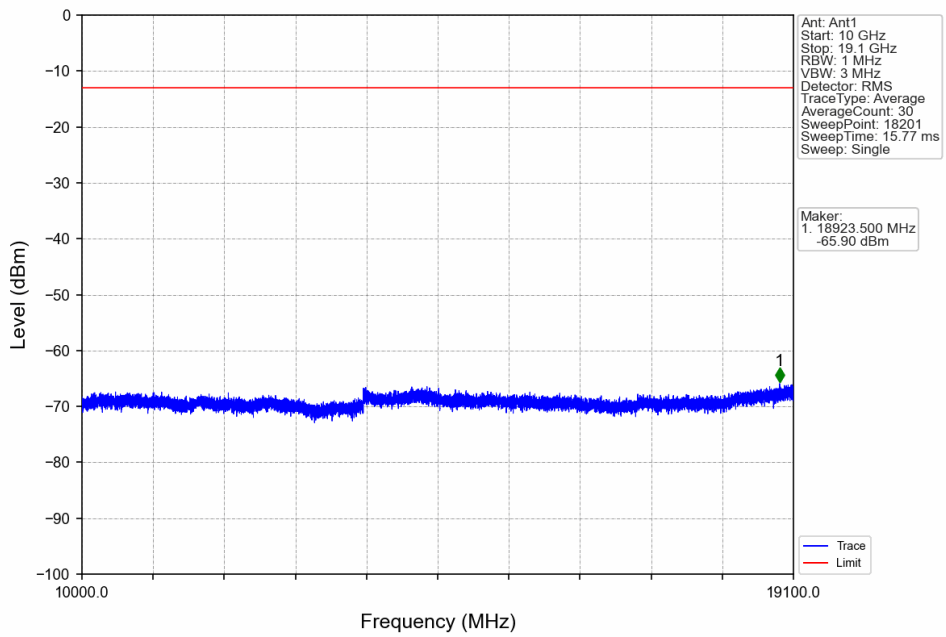
Band2_15MHz_16QAM_MCH_1880MHz_RB_1_0_NTNV



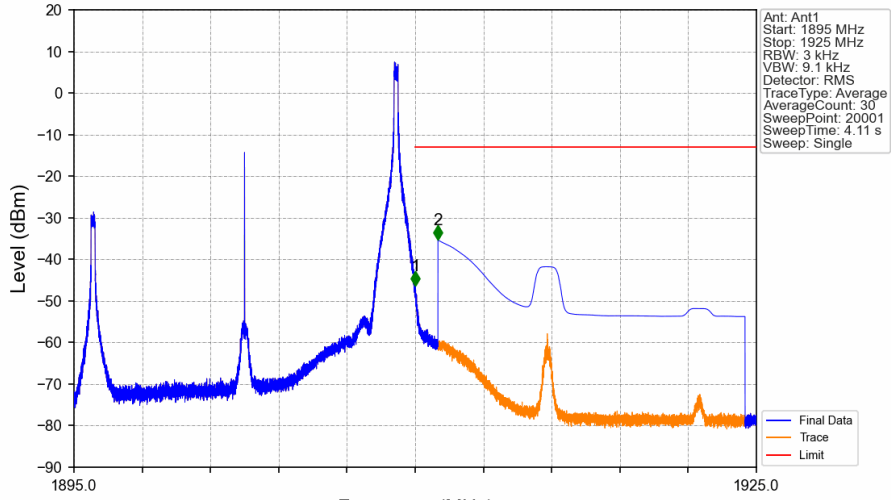
Band2_15MHz_16QAM_HCH_1902.5MHz_RB_1_0_NTNV



Band2_15MHz_16QAM_HCH_1902.5MHz_RB_1_0_NTNV

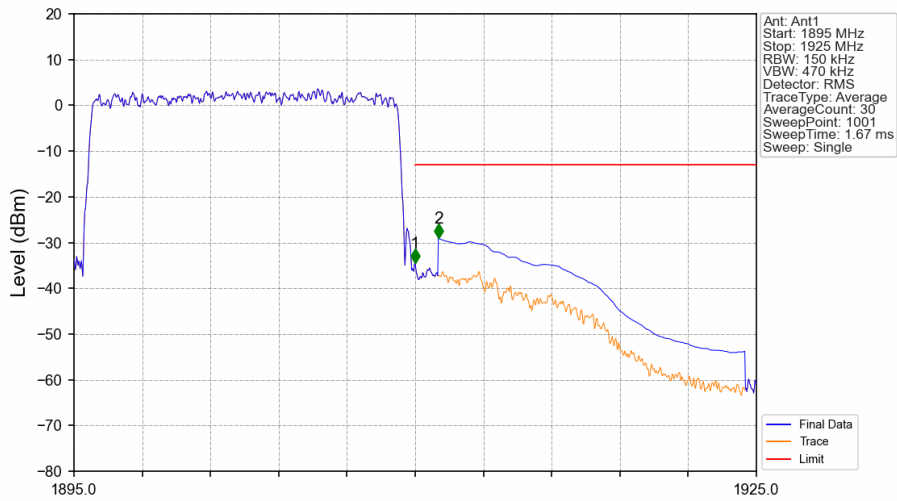


Band2_15MHz_16QAM_HCH_1902.5MHz_RB_1_74_NTNV



Start (MHz)	Stop (MHz)	RBW (MHz)	Method	Marker No.	Freq (MHz)	Level (dBm)	Limit (dBm)	Result
1895	1910	0.003	/	/	/	/	/	/
1910	1911	0.003	/	1	1910.005	-46.40	-13	Pass
1911	1925	1	CHP	2	1911.001	-35.34	-13	Pass

Band2_15MHz_16QAM_HCH_1902.5MHz_RB_75_0_NTNV



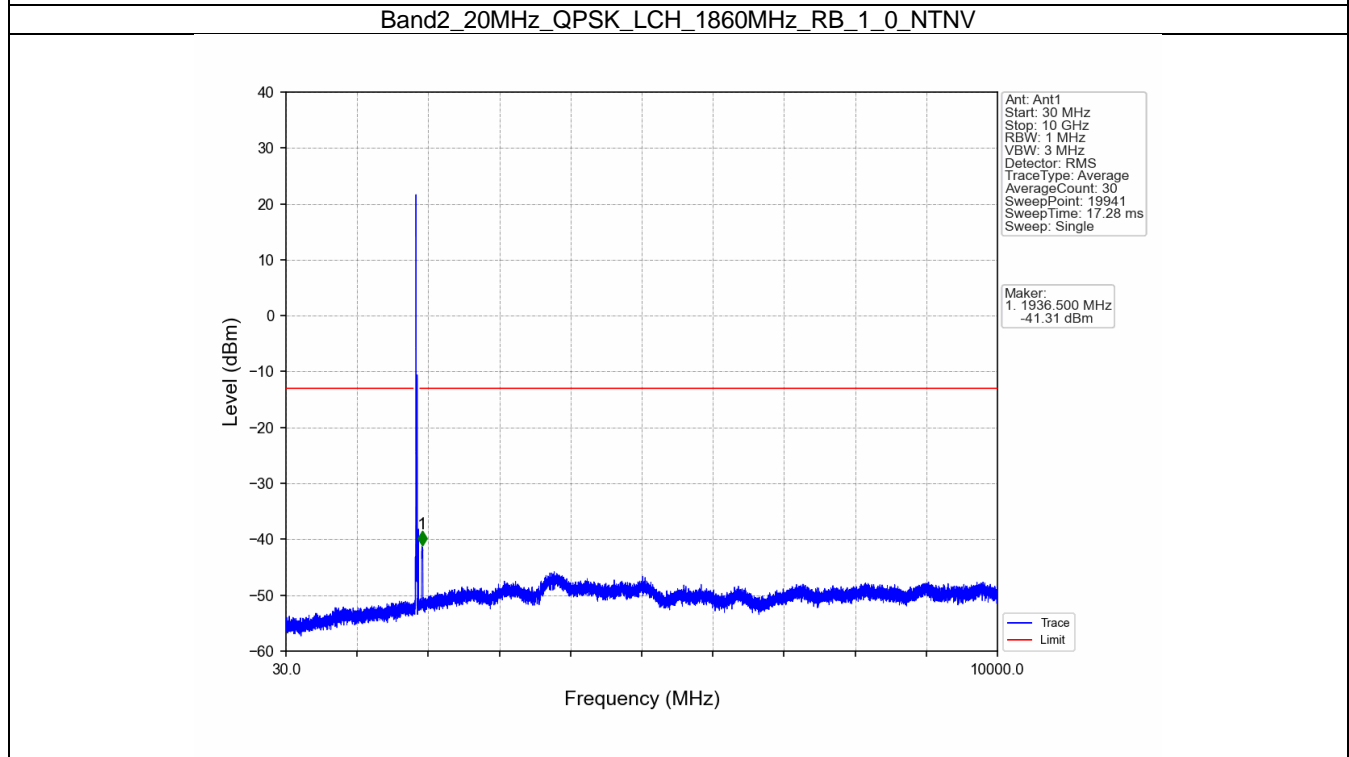
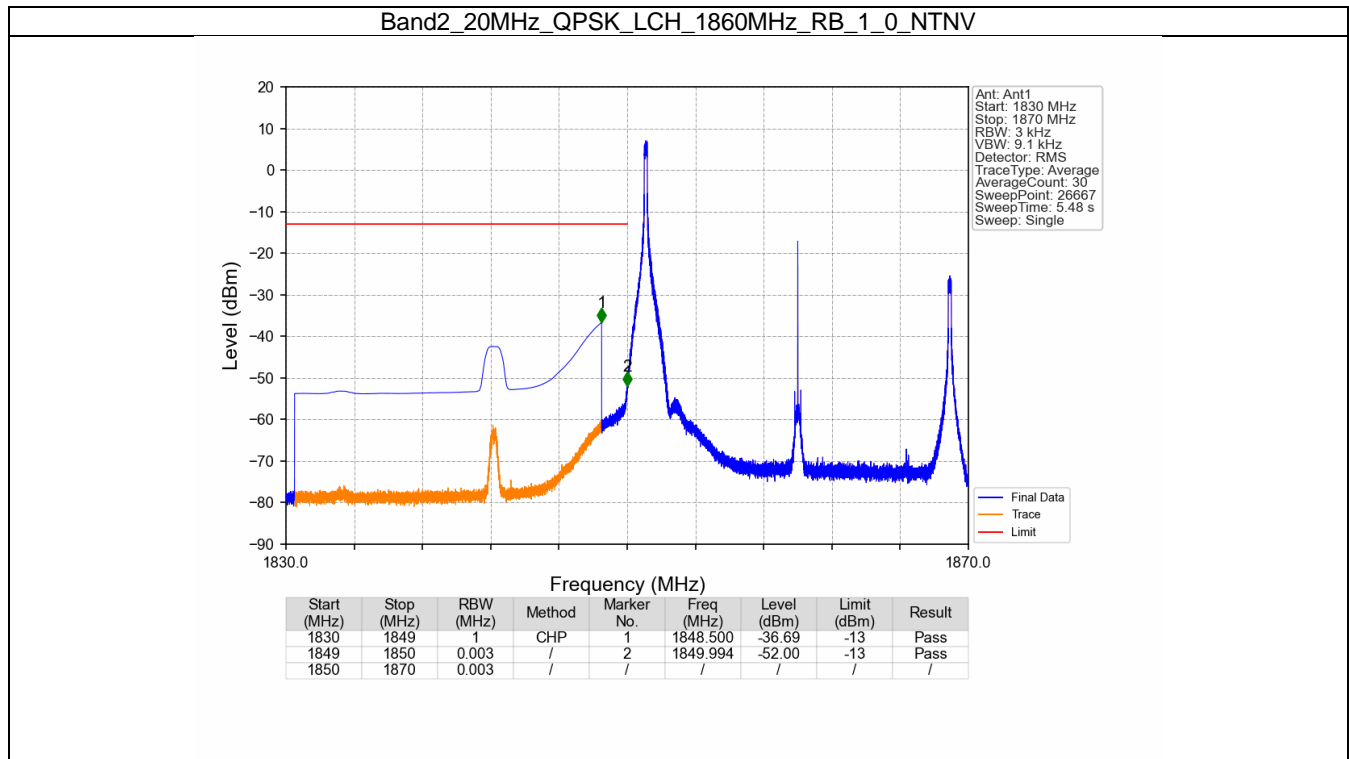
Start (MHz)	Stop (MHz)	RBW (MHz)	Method	Marker No.	Freq (MHz)	Level (dBm)	Limit (dBm)	Result
1895	1910	0.15	/	/	/	/	/	/
1910	1911	0.15	/	1	1910.000	-34.56	-13	Pass
1911	1925	1	CHP	2	1911.020	-29.11	-13	Pass

1.6 B2_20MHz

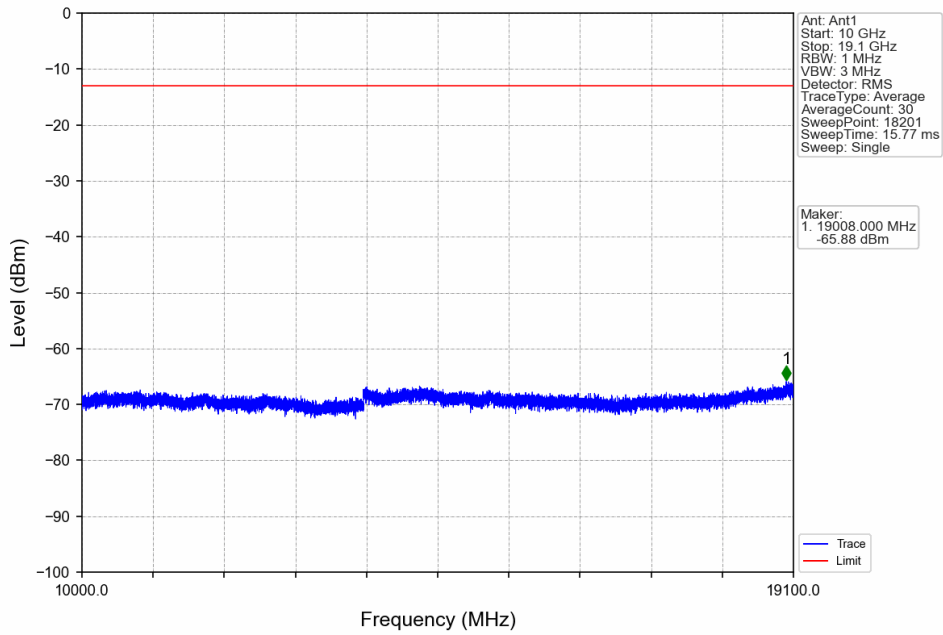
1.6.1 Test Result

Band: 2 / Bandwidth: 20MHz / NTN							
Modulation	Frequency (MHz)	RB Allocation		Spurious Emission		Verdict	
		Size	Offset	Result	Limit		
QPSK	1860	1	0	Refer To Test Graph		Pass	
		100	0	Refer To Test Graph		Pass	
	1900	1880	1	0	Refer To Test Graph		Pass
			1	0	Refer To Test Graph		Pass
		1900	1	99	Refer To Test Graph		Pass
			100	0	Refer To Test Graph		Pass
16QAM	1860	1	0	Refer To Test Graph		Pass	
		100	0	Refer To Test Graph		Pass	
	1900	1880	1	0	Refer To Test Graph		Pass
			1	0	Refer To Test Graph		Pass
		1900	1	99	Refer To Test Graph		Pass
			100	0	Refer To Test Graph		Pass

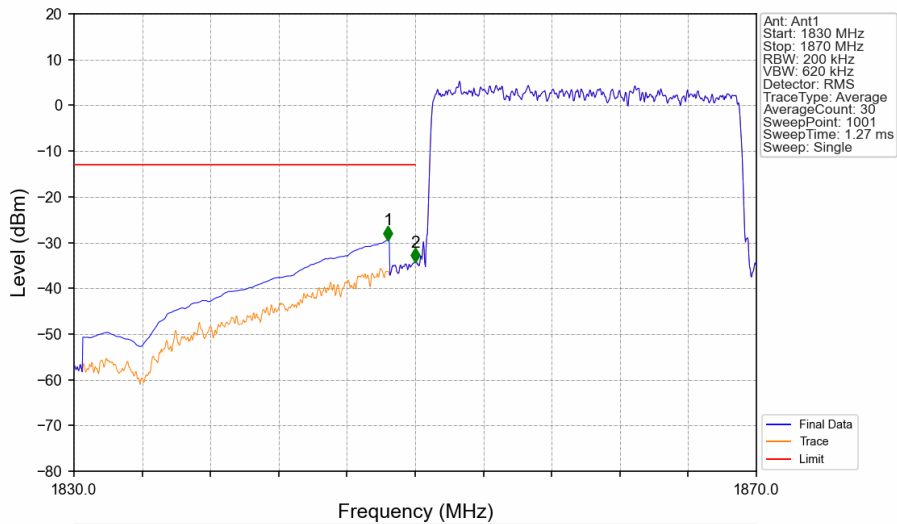
1.6.2 Test Graph



Band2_20MHz_QPSK_LCH_1860MHz_RB_1_0_NTNV

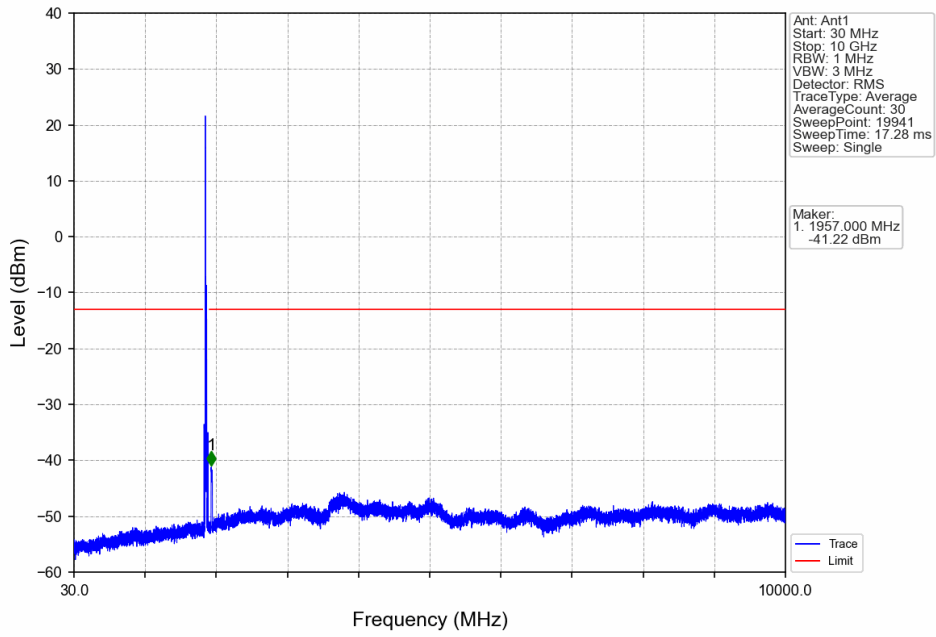


Band2_20MHz_QPSK_LCH_1860MHz_RB_100_0_NTNV

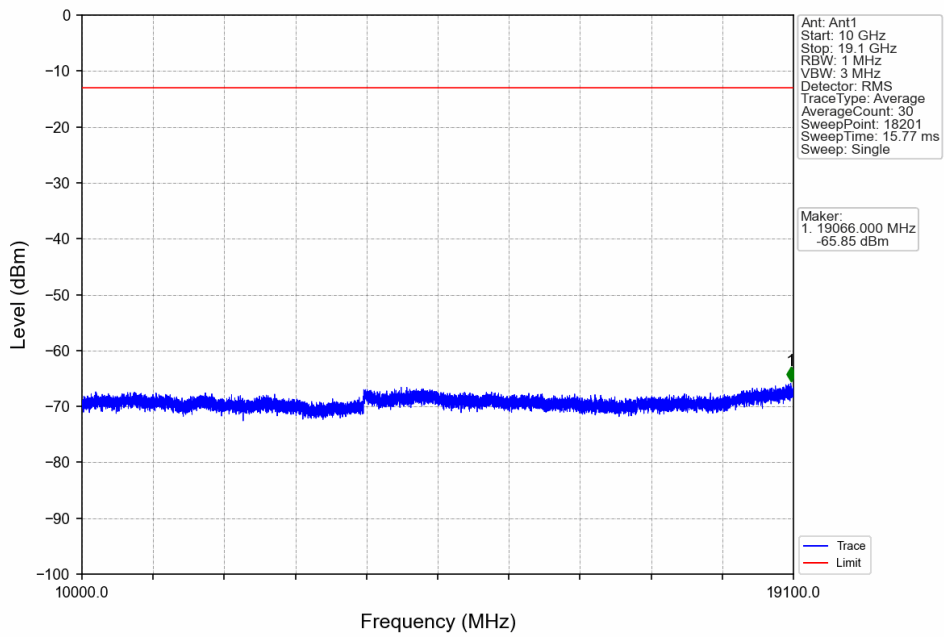


Start (MHz)	Stop (MHz)	RBW (MHz)	Method	Marker No.	Freq (MHz)	Level (dBm)	Limit (dBm)	Result
1830	1849	1	CHP	1	1848.400	-29.47	-13	Pass
1849	1850	0.2	/	2	1850.000	-34.37	-13	Pass
1850	1870	0.2	/	/	/	/	/	/

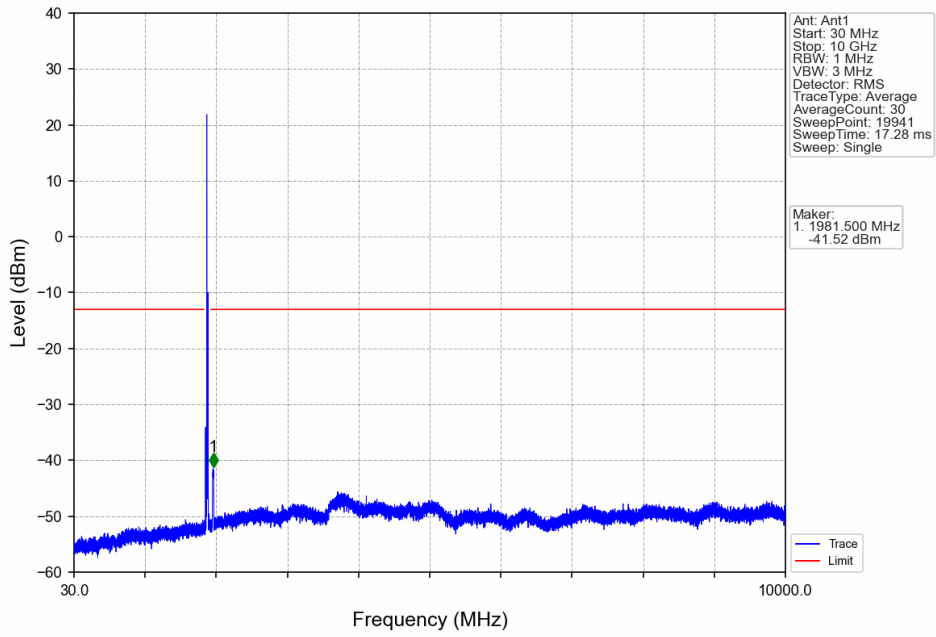
Band2_20MHz_QPSK_MCH_1880MHz_RB_1_0_NTNV



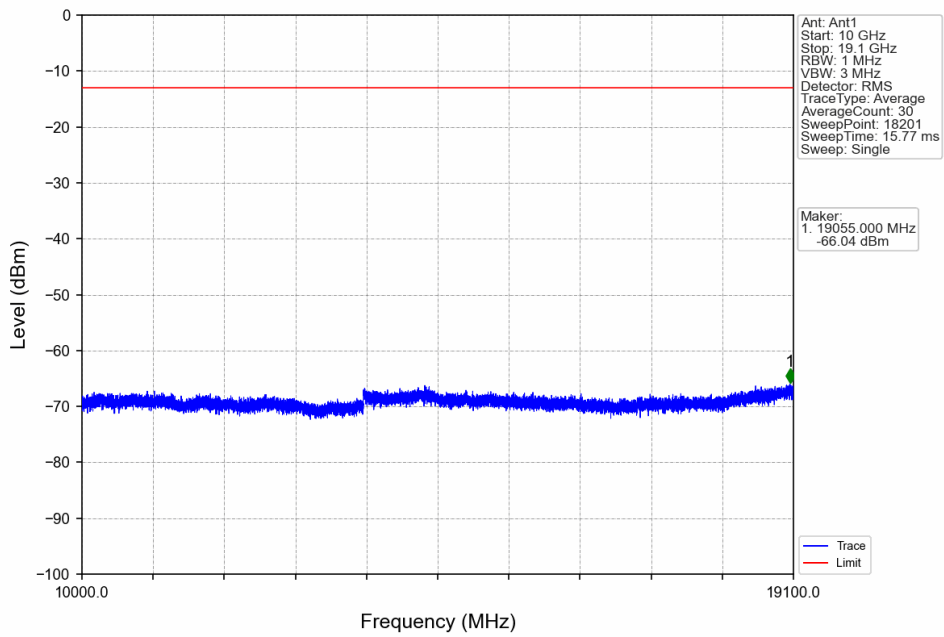
Band2_20MHz_QPSK_MCH_1880MHz_RB_1_0_NTNV



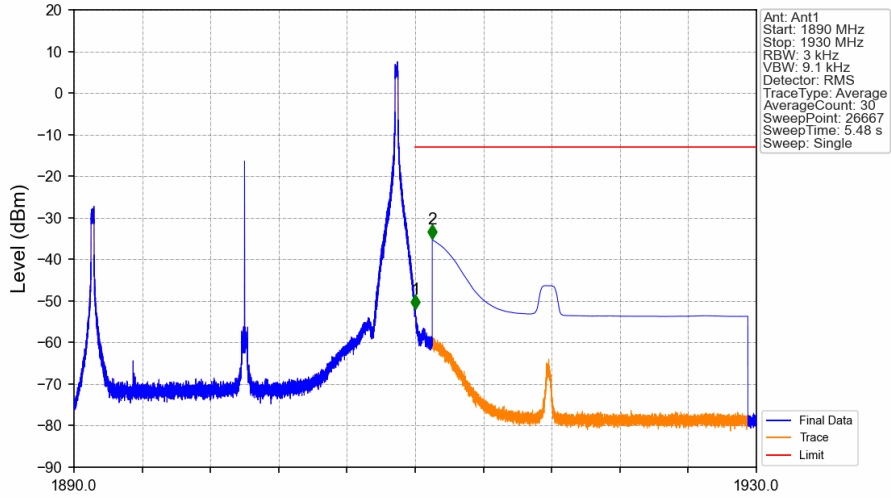
Band2_20MHz_QPSK_HCH_1900MHz_RB_1_0_NTNV



Band2_20MHz_QPSK_HCH_1900MHz_RB_1_0_NTNV

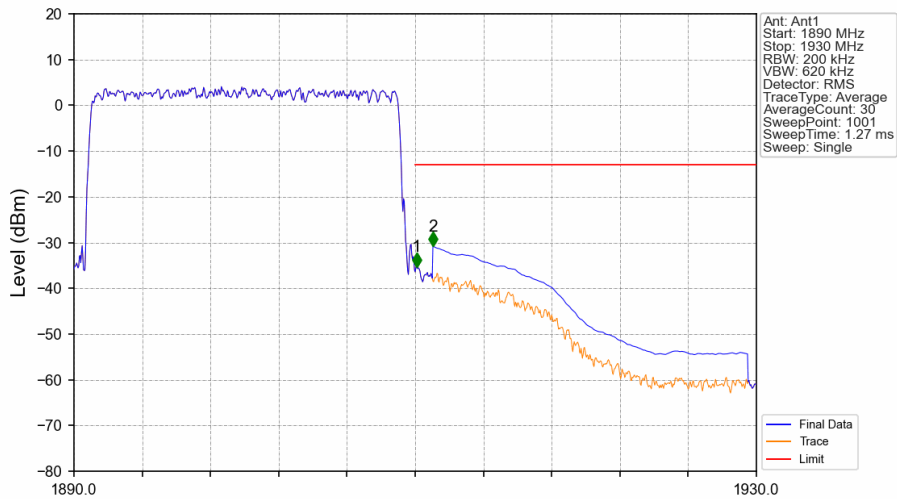


Band2_20MHz_QPSK_HCH_1900MHz_RB_1_99_NTNV



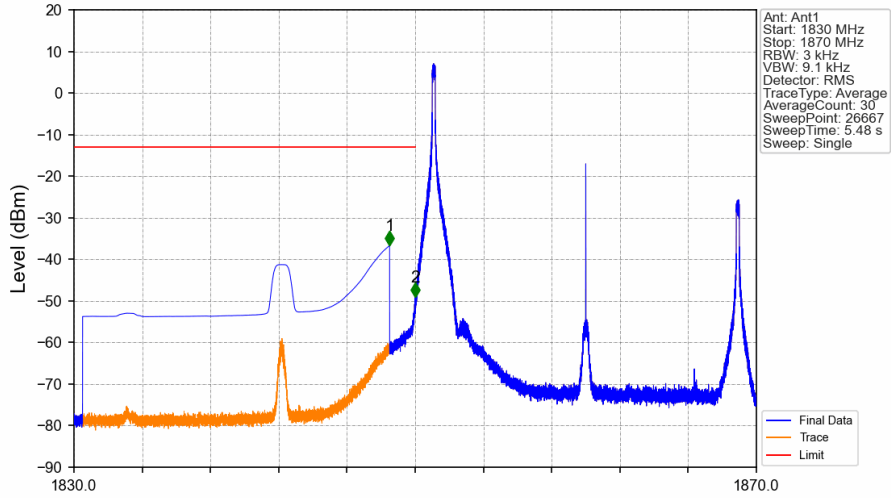
Start (MHz)	Stop (MHz)	RBW (MHz)	Method	Marker No.	Freq (MHz)	Level (dBm)	Limit (dBm)	Result
1890	1910	0.003	/	/	/	/	/	/
1910	1911	0.003	/	1	1910.006	-52.06	-13	Pass
1911	1930	1	CHP	2	1911.001	-35.18	-13	Pass

Band2_20MHz_QPSK_HCH_1900MHz_RB_100_0_NTNV



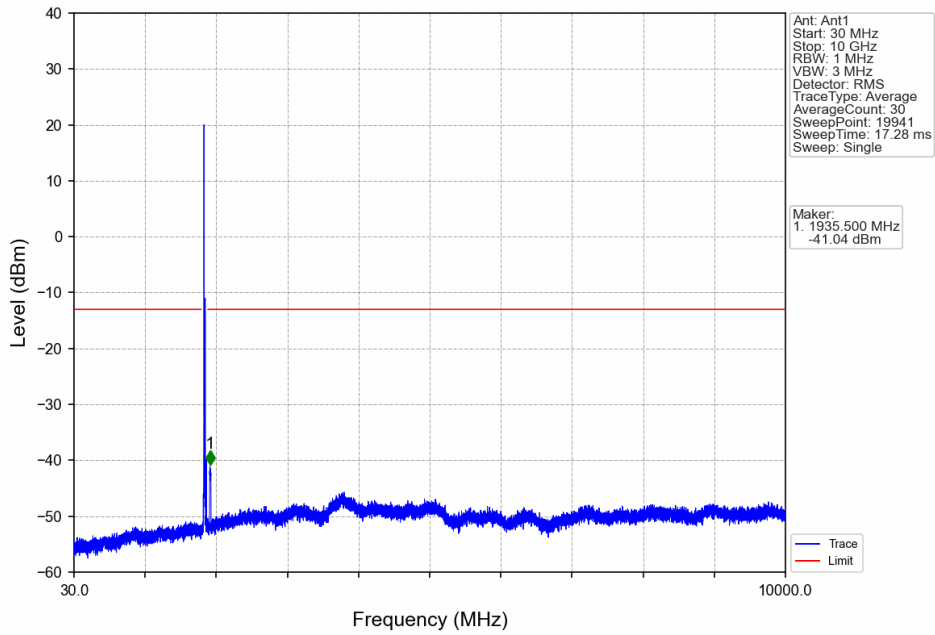
Start (MHz)	Stop (MHz)	RBW (MHz)	Method	Marker No.	Freq (MHz)	Level (dBm)	Limit (dBm)	Result
1890	1910	0.2	/	/	/	/	/	/
1910	1911	0.2	/	1	1910.080	-35.29	-13	Pass
1911	1930	1	CHP	2	1911.040	-30.83	-13	Pass

Band2_20MHz_16QAM_LCH_1860MHz_RB_1_0_NTNV

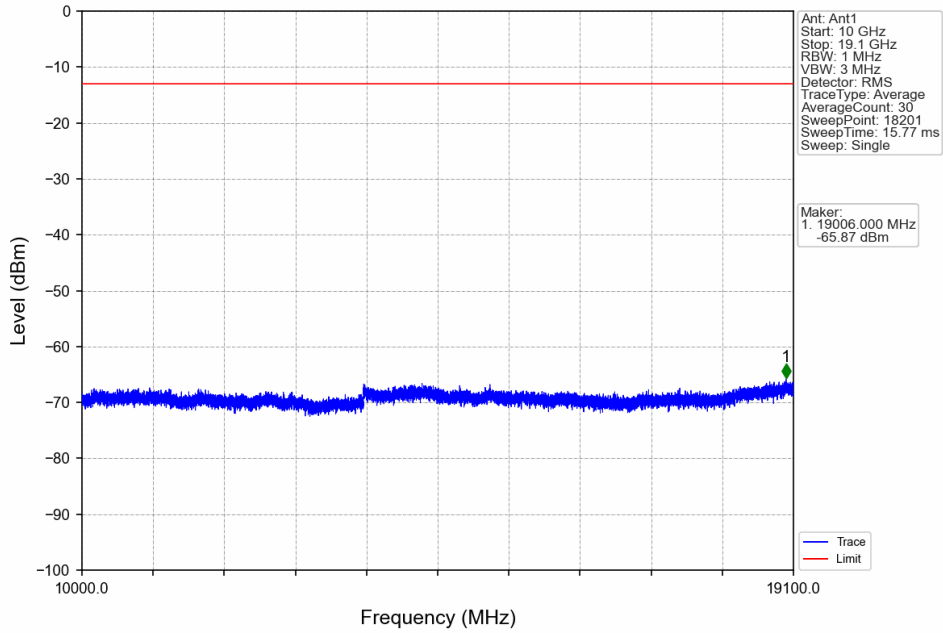


Start (MHz)	Stop (MHz)	RBW (MHz)	Method	Marker No.	Freq (MHz)	Level (dBm)	Limit (dBm)	Result
1830	1849	1	CHP	1	1848.500	-36.68	-13	Pass
1849	1850	0.003	/	2	1849.994	-49.06	-13	Pass
1850	1870	0.003	/	/	/	/	/	/

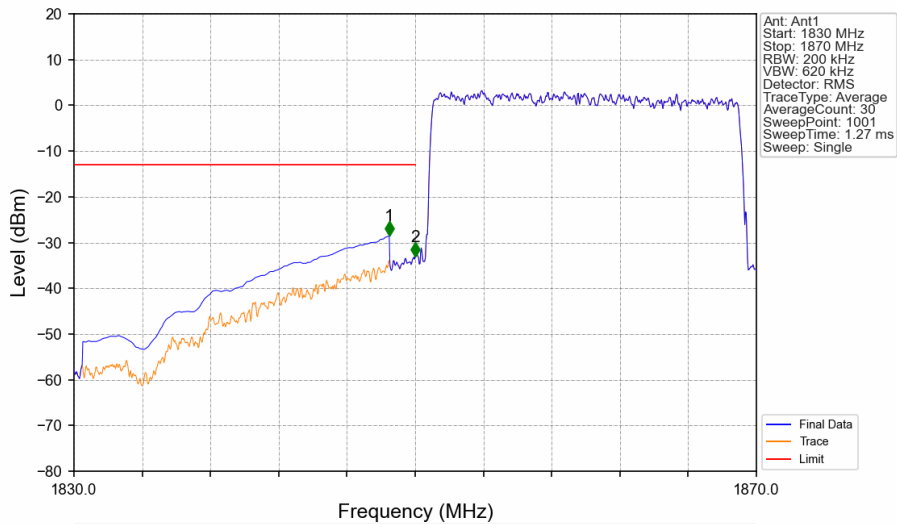
Band2_20MHz_16QAM_LCH_1860MHz_RB_1_0_NTNV



Band2_20MHz_16QAM_LCH_1860MHz_RB_1_0_NTNV

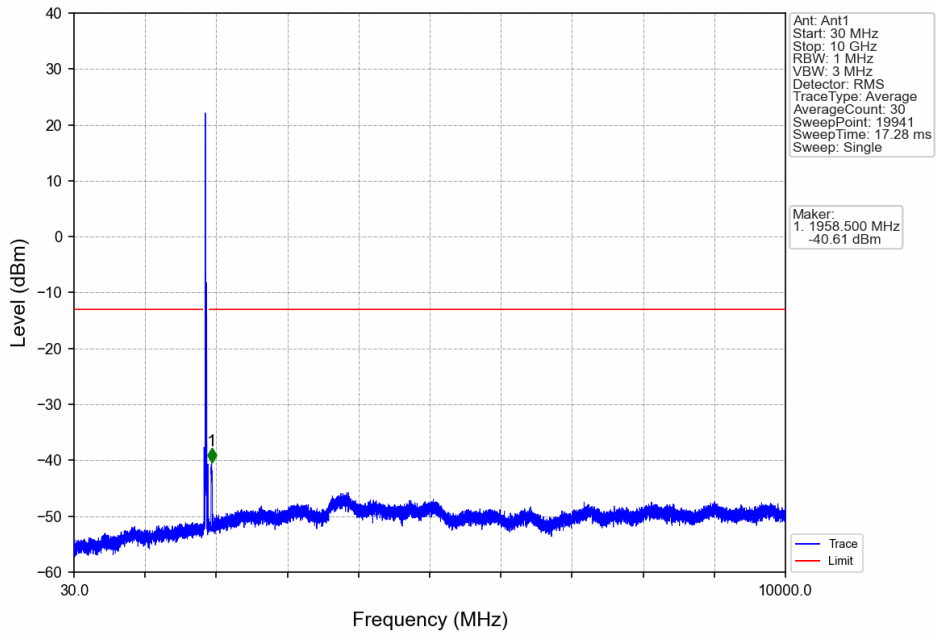


Band2_20MHz_16QAM_LCH_1860MHz_RB_100_0_NTNV

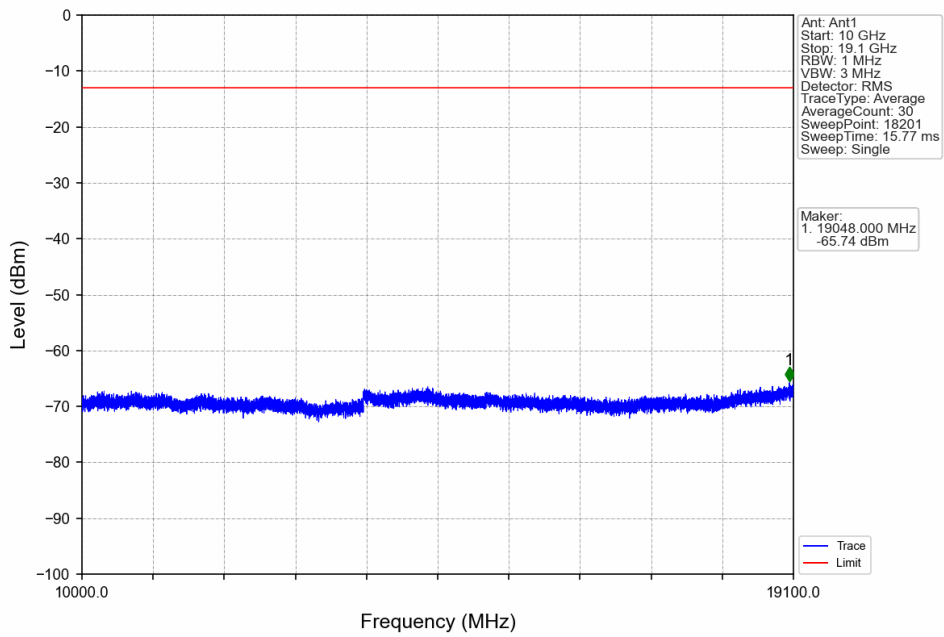


Start (MHz)	Stop (MHz)	RBW (MHz)	Method	Marker No.	Freq (MHz)	Level (dBm)	Limit (dBm)	Result
1830	1849	1	CHP	1	1848.480	-28.58	-13	Pass
1849	1850	0.2	/	2	1850.000	-33.10	-13	Pass
1850	1870	0.2	/	/	/	/	/	/

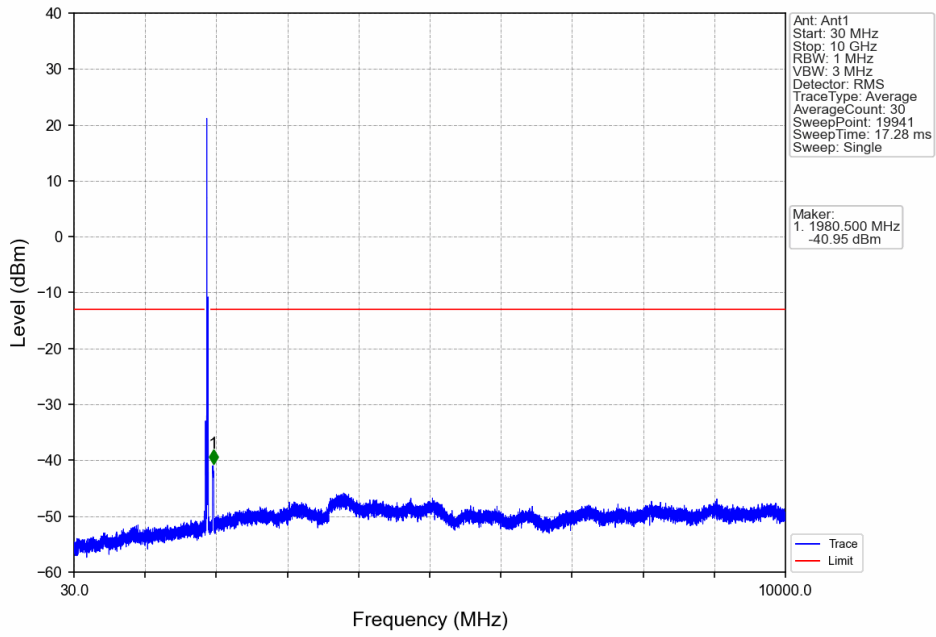
Band2_20MHz_16QAM_MCH_1880MHz_RB_1_0_NTNV



Band2_20MHz_16QAM_MCH_1880MHz_RB_1_0_NTNV



Band2_20MHz_16QAM_HCH_1900MHz_RB_1_0_NTNV



Band2_20MHz_16QAM_HCH_1900MHz_RB_1_0_NTNV

