


Appendix D

Photographs

1. SAR measurement System
2. Photographs of Tissue Simulate Liquid
3. Photographs of EUT test position
4. EUT Constructional Details

1. SAR measurement System



2. Photographs of Tissue Simulate Liquid

Photo 1: Tissue Simulant Liquid for HBBL600-10000MHz	NA
	NA

3. Photographs of EUT test position







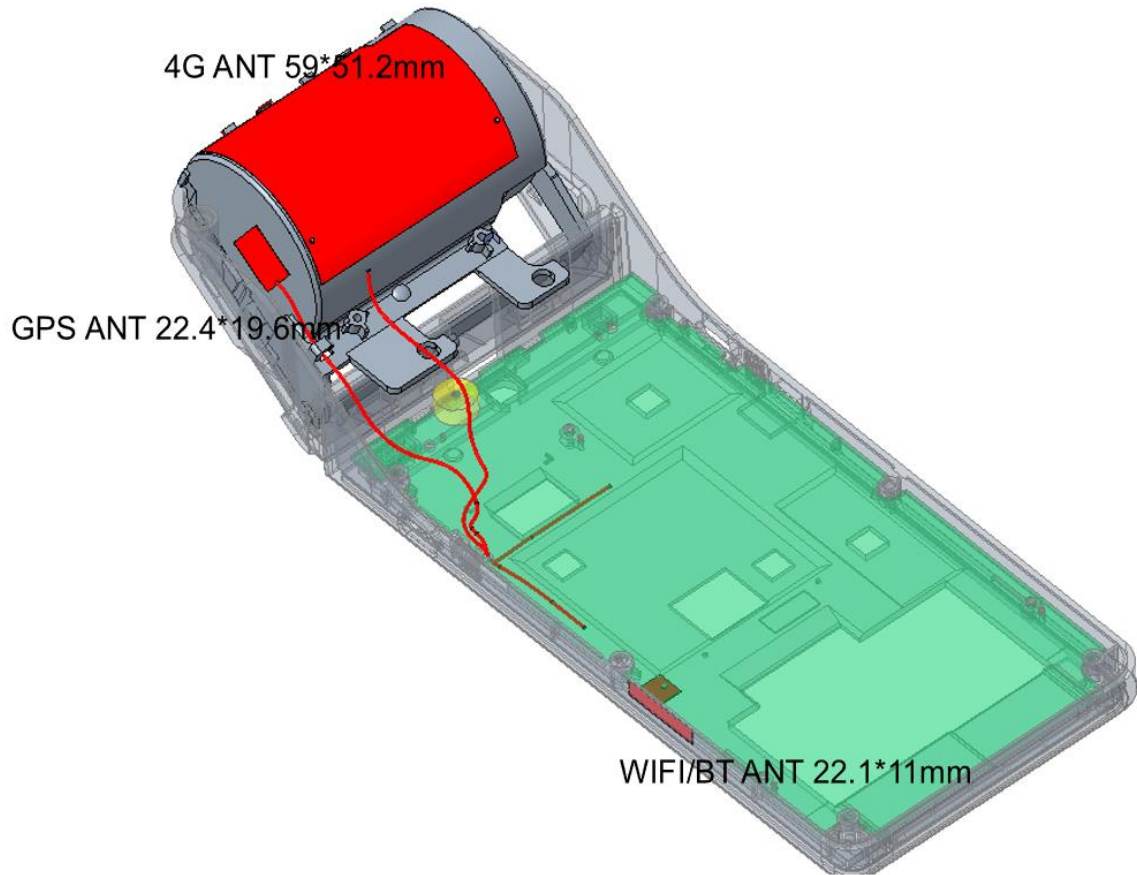
<p>Photo 2: Front side</p>	<p>Photo 3: Back side</p>
	
<p>Photo 4: Left side</p>	<p>Photo 5: Right side</p>
	
<p>Photo 6: Top side</p>	<p>Photo 7: Bottom side</p>
	

Photo 8: Hand held Back side	
	<p>N/A</p>

4. EUT Antenna Locations



5. EUT Constructional Details

Details please Refer to Appendix – Photographs for SZCR2401000176AT.

-The End-