



深圳市博格斯通信技术有限公司

shenzhen bogesi communication technology co., ltd

Room 308, Block B, Cybernino Gene Therapy Park, No. 19, Science and Technology Road 1, Nanshan District, Shenzhen, China

Applicable to A90-SC200L-AU project WIFI antenna solution

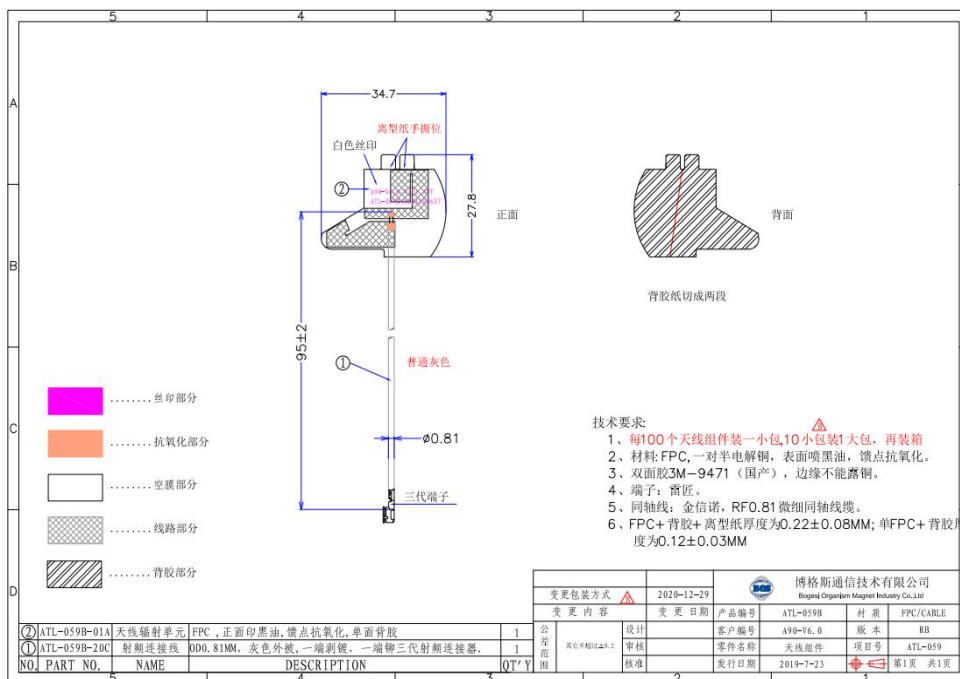
Electrical Specifications:

Frequency Band	2400-2500MHz; 5100-5800MHz	The Antenna Material	FPC
Nominal Impedance	50 Ω	Antenna Connection Mode	IPEX III
VSWR	≤3.0	Working Temperature	-40℃~+85℃
Peak Gain	2400-2500MHz: 3.93dBi	Keep The Temperature	+19℃~+23℃
	5100-5800MHz: 3.8dBi	Polarization	Linear Polarization

Test Conditions And Methods:

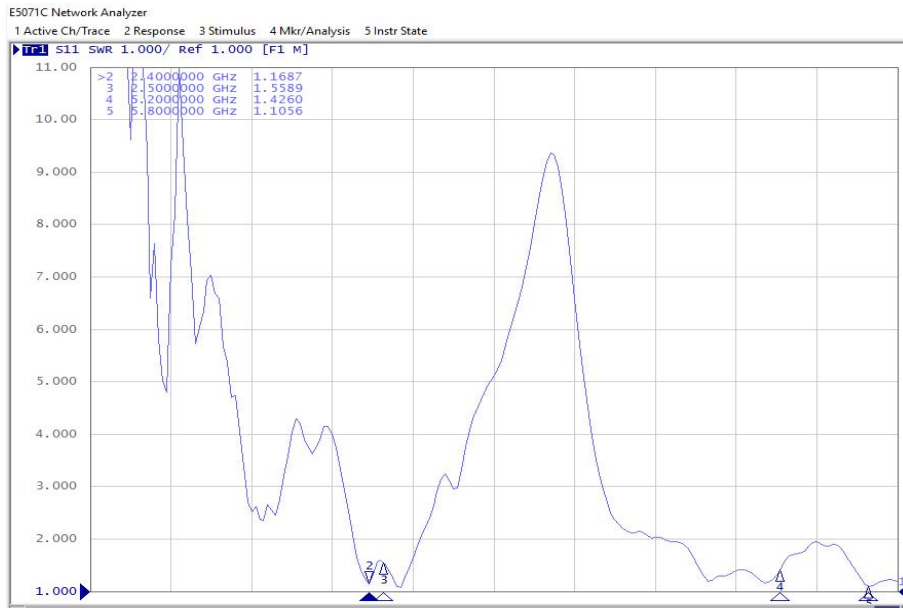
Test Instruments	Test Method	Test Result
E5071B network analyzer 48 probe test system MT8862 comprehensive tester	<ol style="list-style-type: none"> Assemble the antenna to be tested on the prototype. Put the prototype on the test fixture in a dark room, and conduct comprehensive test with it. Instrument/analyzer connection is established. Test antenna passive data with test software. 	Refer to the Test Report

Product drawings



Passive performance test parameters

Frequency (GHz)	2.4	2.5	5.2	5.6
VSWR	1.1687	1.5589	1.426	1.1056


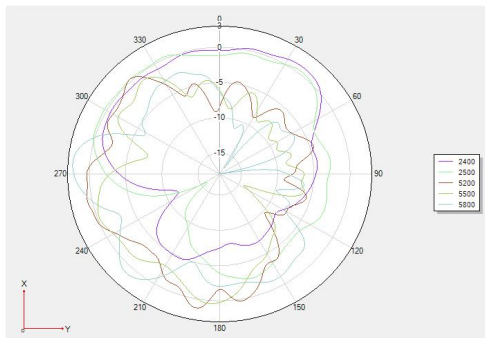
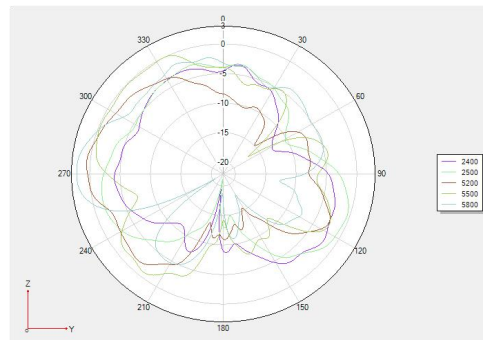
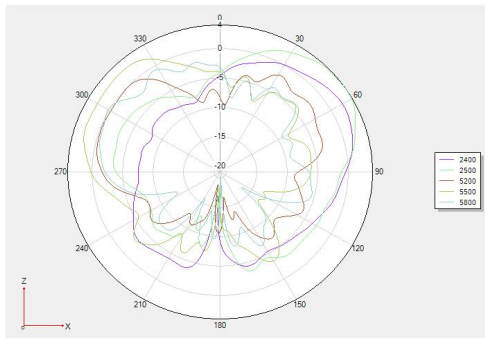


Antenna passive data:

Frequency / MHz	Efficiency / %	Gain / dB	Frequency / MHz	Efficiency / %	Gain / dB
2400	52.48	2.25	2450	53.83	3.46
2410	50.7	2.47	2460	54.83	3.56
2420	48.42	2.6	2470	58.21	3.79
2430	48.75	2.85	2480	59.43	3.92
2440	50.93	3.19	2490	59.02	3.89
			2500	60.81	3.93

Frequency / MHz	Efficiency / %	Gain / dB	Frequency / MHz	Efficiency / %	Gain / dB
5100	61.8	2.18	5450	55.5	2.33
5110	62.66	2.39	5460	51.3	2.08
5120	60.53	2.28	5470	49.43	3.02
5130	68.71	2.94	5480	48.31	3.04
5140	66.37	2.71	5490	50.82	3.3
5150	70.31	2.86	5500	51.64	3.36
5160	64.27	2.42	5510	45.71	2.9
5170	59.7	2.08	5520	50	3.24
5180	60.67	2.19	5530	46.24	2.99
5190	57.94	2.13	5540	48.31	3.21
5200	60.81	2.39	5550	48.08	3.36
5210	60.67	2.46	5560	47.1	3.26
5220	58.08	2.13	5570	51.52	3.8
5230	58.61	2.06	5580	53.55	3.01
5240	54.2	1.49	5590	55.5	3.11
5250	58.08	1.74	5600	54.36	2.85
5260	57.15	1.86	5610	50.93	2.31
5270	59.7	2.17	5620	57.75	2.83
5280	59.7	2.22	5630	54.16	2.4
5290	52.84	1.76	5640	57.64	2.75
5300	55.21	1.77	5650	54.46	2.49
5310	51.64	1.5	5660	52.66	2.23
5320	52	1.56	5670	54.87	2.46
5330	53.09	1.76	5680	49.54	1.84
5340	48.53	1.25	5690	50.77	2.55
5350	51.52	1.7	5700	51.11	2.43
5360	55.6	1.36	5710	50.83	2.42
5370	57.32	1.79	5720	54.46	2.93
5380	55.29	1.71	5730	48.55	2.33
5390	52.85	1.7	5740	55.08	3.11
5400	49.43	3.02	5750	51.69	2.79
5410	54.26	2.46	5760	57.1	3.47
5420	57.86	2.64	5770	53.65	3.12
5430	53.95	2.22	5780	51.59	2.91
5440	53.55	2.06	5790	54.98	3.33
			5800	50.55	2.96

Directional diagram



NFC antenna(two laps):8cm*5cm
Coil Loop antenna:13.56MHz