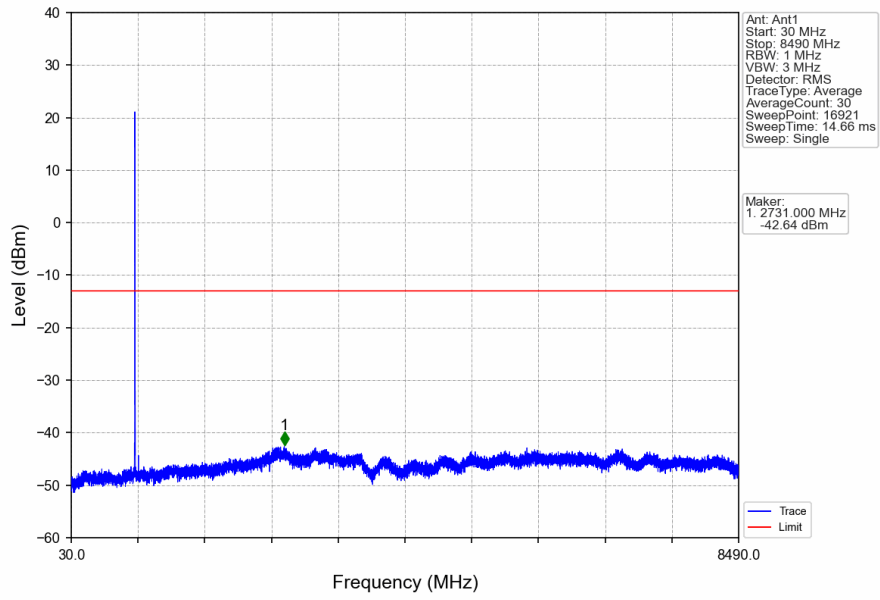
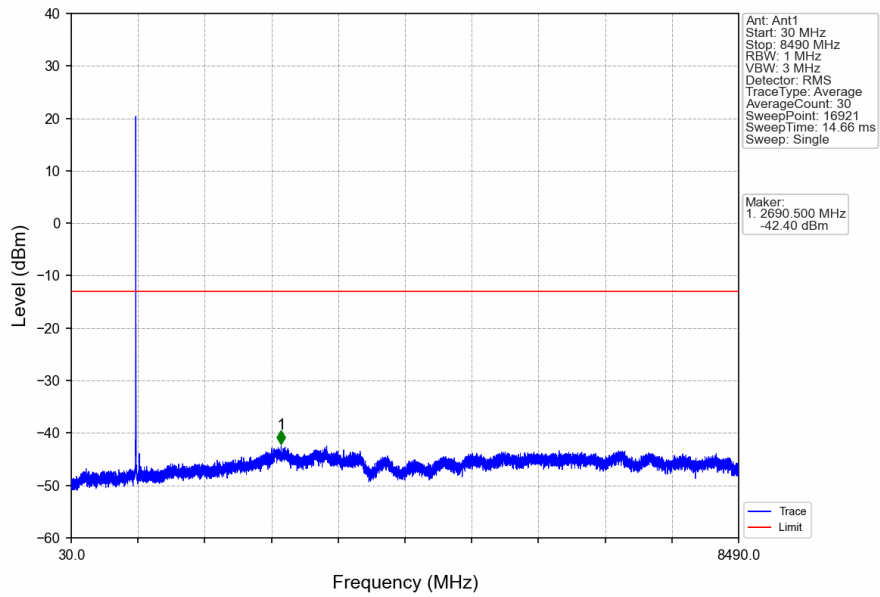


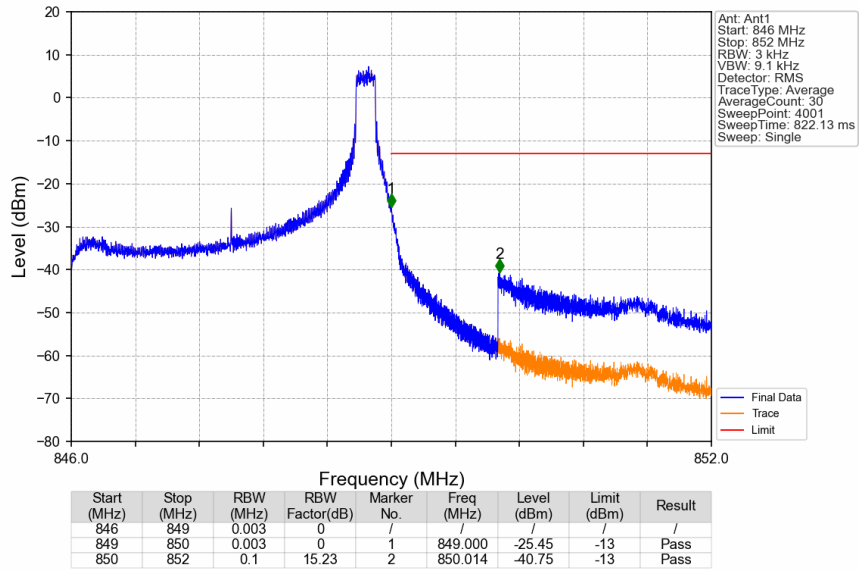
Band5_3MHz_16QAM_MCH_836.5MHz_RB_1_0_NTNV



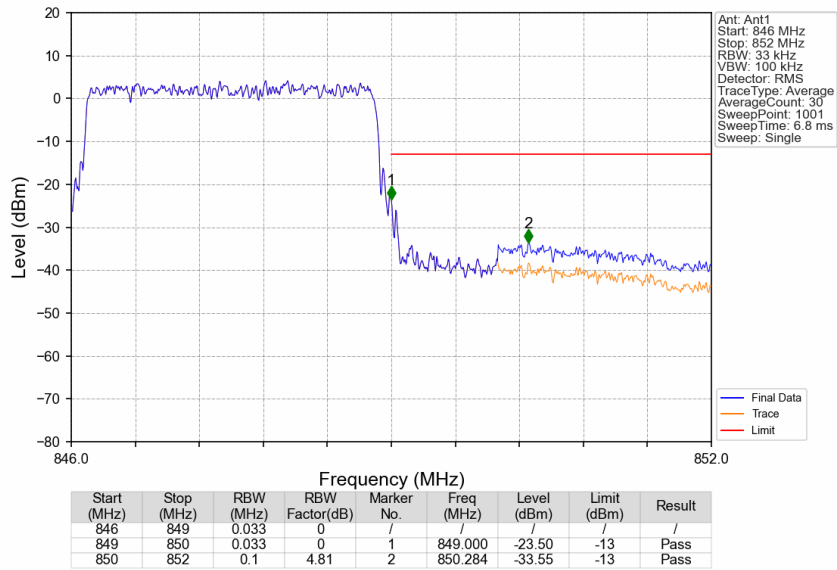
Band5_3MHz_16QAM_HCH_847.5MHz_RB_1_0_NTNV



Band5_3MHz_16QAM_HCH_847.5MHz_RB_1_14_NTNV



Band5_3MHz_16QAM_HCH_847.5MHz_RB_15_0_NTNV

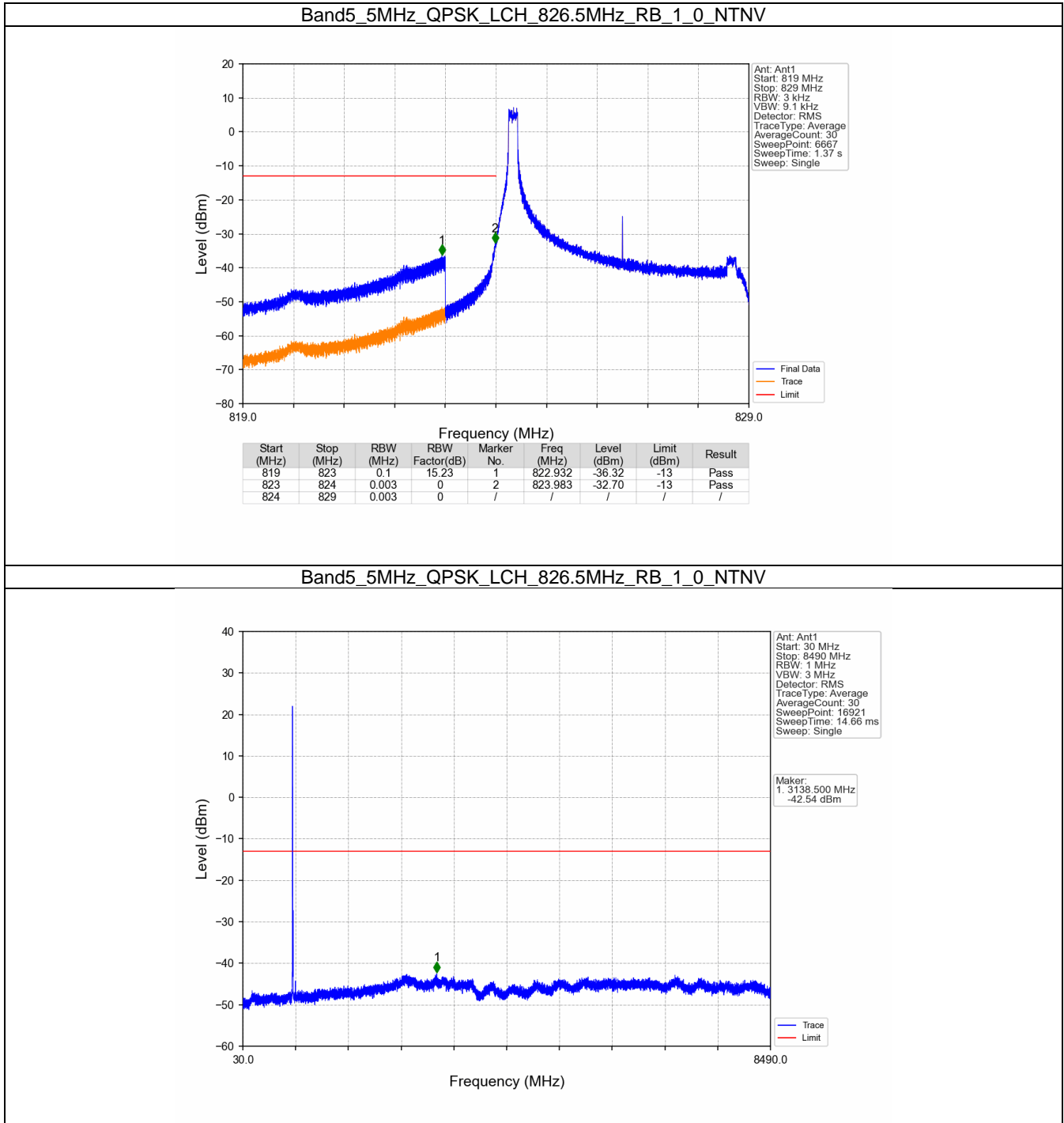


4.3 B5_5MHz

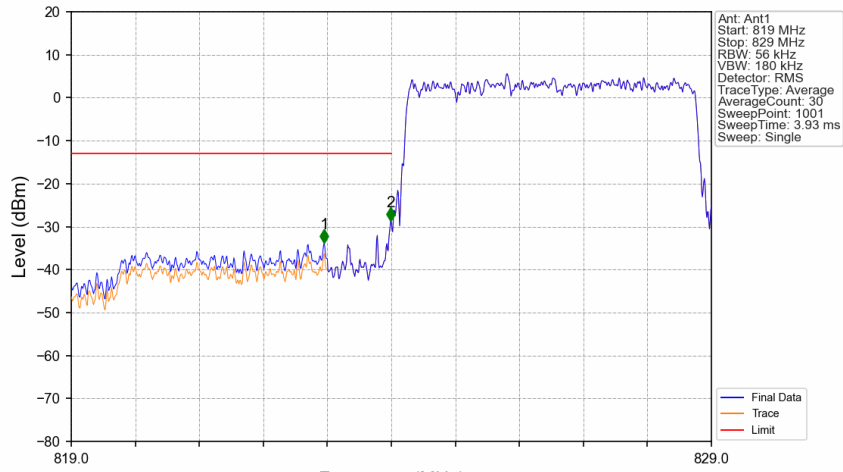
4.3.1 Test Result

Band: 5 / Bandwidth: 5MHz / NTN						
Modulation	Frequency (MHz)	RB Allocation		Spurious Emission		Verdict
		Size	Offset	Result	Limit	
QPSK	826.5	1	0	Refer To Test Graph		Pass
		25	0	Refer To Test Graph		Pass
	836.5	1	0	Refer To Test Graph		Pass
	846.5	1	0	Refer To Test Graph		Pass
			24	Refer To Test Graph		Pass
		25	0	Refer To Test Graph		Pass
16QAM	826.5	1	0	Refer To Test Graph		Pass
		25	0	Refer To Test Graph		Pass
	836.5	1	0	Refer To Test Graph		Pass
	846.5	1	0	Refer To Test Graph		Pass
			24	Refer To Test Graph		Pass
		25	0	Refer To Test Graph		Pass

4.3.2 Test Graph

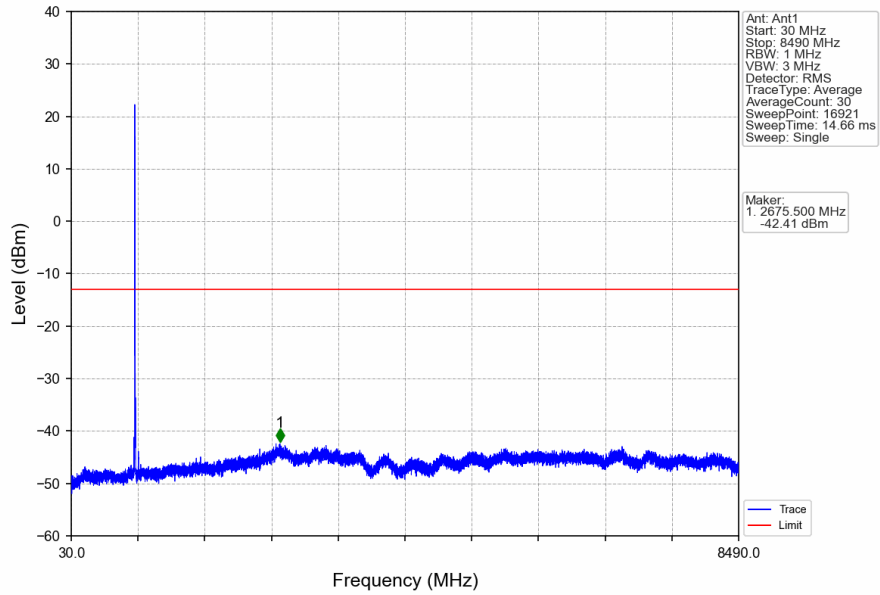


Band5_5MHz_QPSK_LCH_826.5MHz_RB_25_0_NTNV

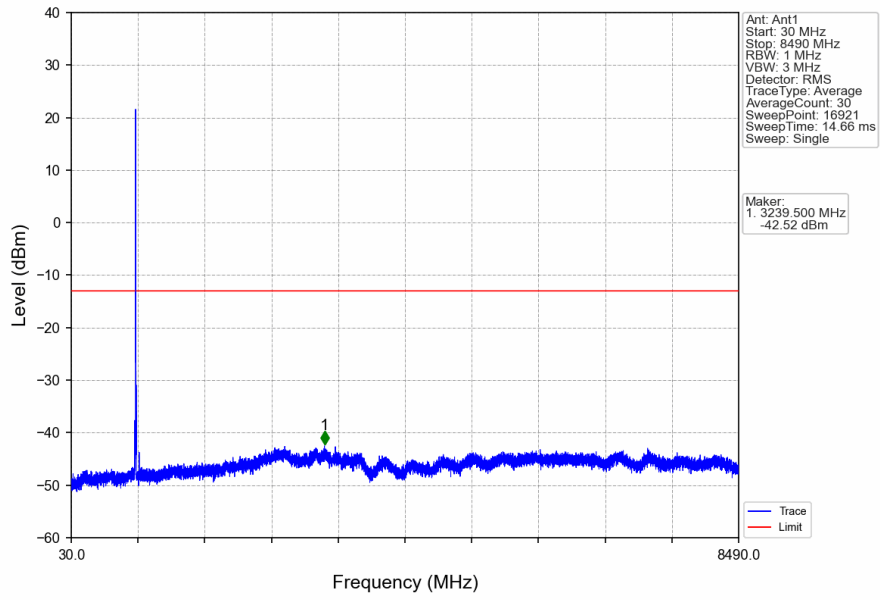


Start (MHz)	Stop (MHz)	RBW (MHz)	RBW Factor(dB)	Marker No.	Freq (MHz)	Level (dBm)	Limit (dBm)	Result
819	823	0.1	2.52	1	822.950	-33.77	-13	Pass
823	824	0.056	0	2	823.990	-28.71	-13	Pass
824	829	0.056	0	/	/	/	/	/

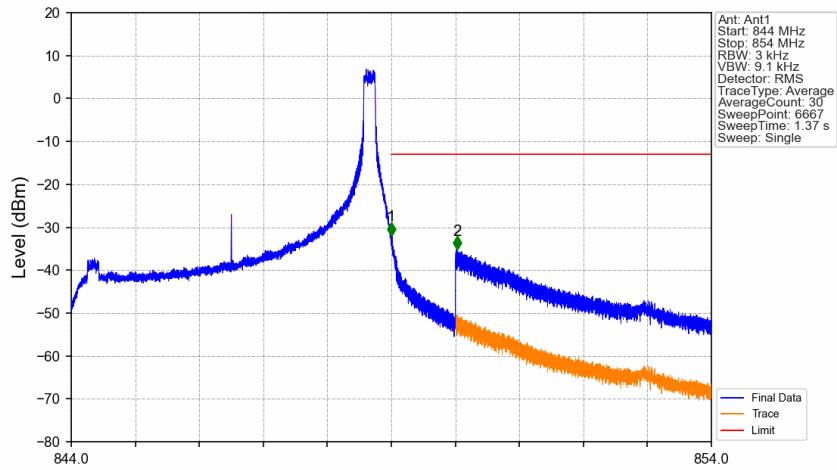
Band5_5MHz_QPSK_MCH_836.5MHz_RB_1_0_NTNV



Band5_5MHz_QPSK_HCH_846.5MHz_RB_1_0_NTNV

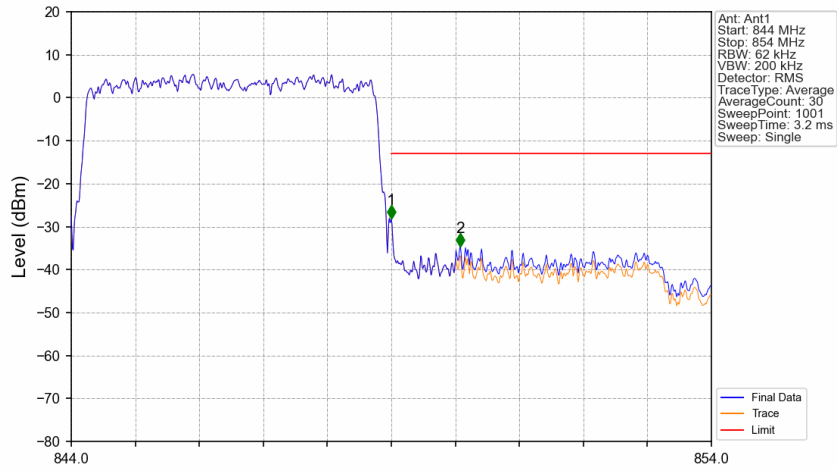


Band5_5MHz_QPSK_HCH_846.5MHz_RB_1_24_NTNV



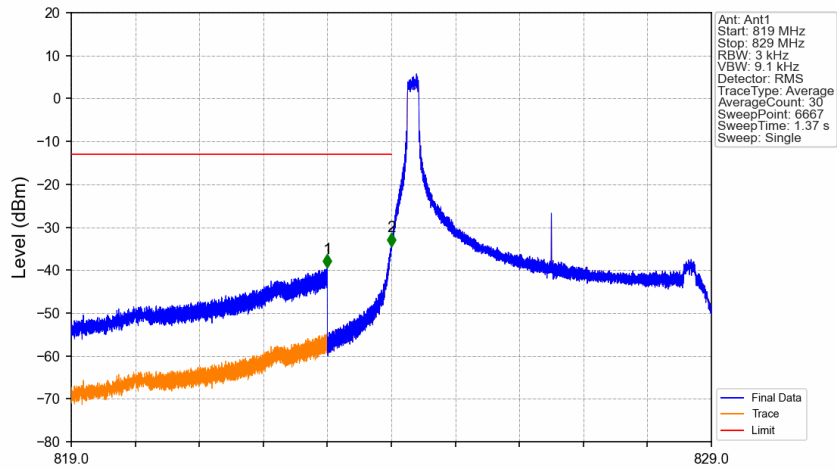
Start (MHz)	Stop (MHz)	RBW (MHz)	RBW Factor(dB)	Marker No.	Freq (MHz)	Level (dBm)	Limit (dBm)	Result
844	849	0.003	0	/	/	/	/	/
849	850	0.003	0	1	849.000	-31.94	-13	Pass
850	854	0.1	15.23	2	850.028	-35.15	-13	Pass

Band5_5MHz_QPSK_HCH_846.5MHz_RB_25_0_NTNV



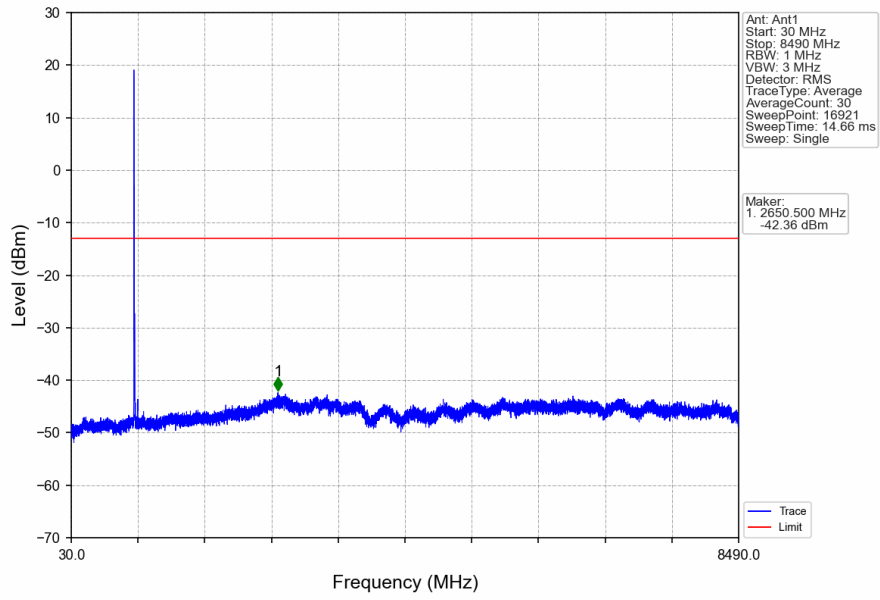
Start (MHz)	Stop (MHz)	RBW (MHz)	RBW Factor(dB)	Marker No.	Freq (MHz)	Level (dBm)	Limit (dBm)	Result
844	849	0.062	0	/	/	/	/	/
849	850	0.062	0	1	849.000	-28.16	-13	Pass
850	854	0.1	2.08	2	850.080	-34.69	-13	Pass

Band5_5MHz_16QAM_LCH_826.5MHz_RB_1_0_NTNV

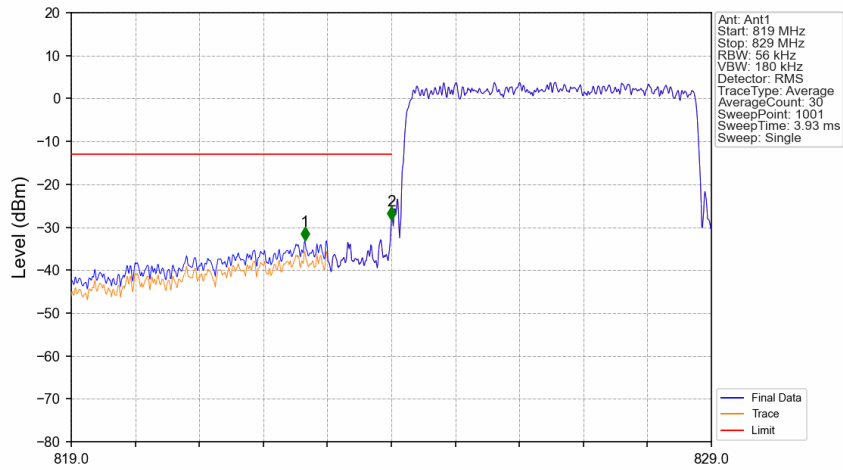


Start (MHz)	Stop (MHz)	RBW (MHz)	RBW Factor(dB)	Marker No.	Freq (MHz)	Level (dBm)	Limit (dBm)	Result
819	823	0.1	15.23	1	822.998	-39.50	-13	Pass
823	824	0.003	0	2	823.997	-34.43	-13	Pass
824	829	0.003	0	/	/	/	/	/

Band5_5MHz_16QAM_LCH_826.5MHz_RB_1_0_NTNV

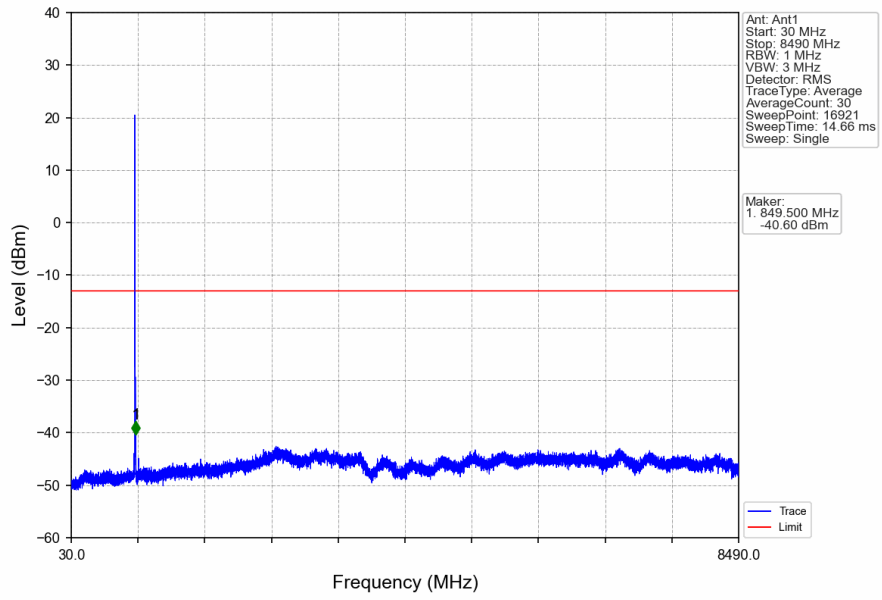


Band5_5MHz_16QAM_LCH_826.5MHz_RB_25_0_NTNV

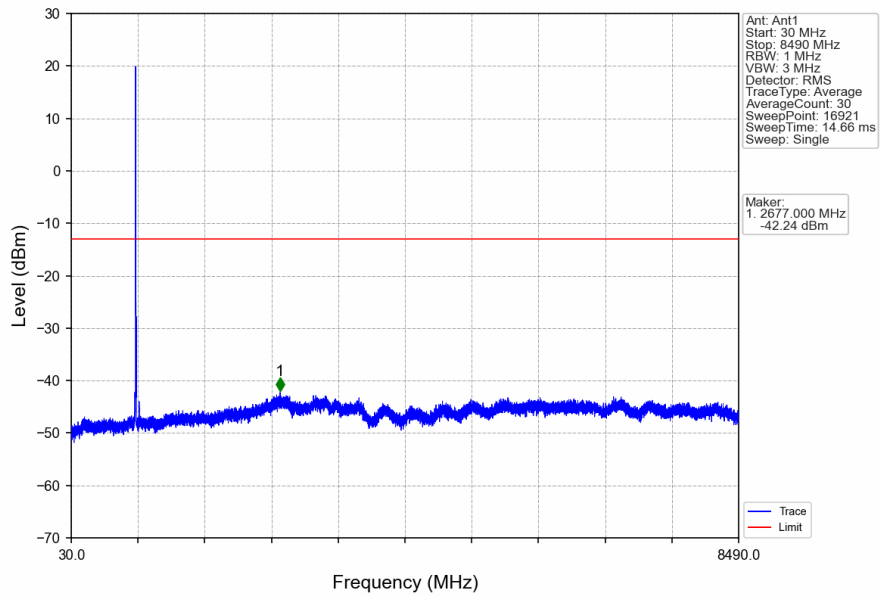


Start (MHz)	Stop (MHz)	RBW (MHz)	RBW Factor(dB)	Marker No.	Freq (MHz)	Level (dBm)	Limit (dBm)	Result
819	823	0.1	2.52	1	822.650	-33.12	-13	Pass
823	824	0.056	0	2	824.000	-28.30	-13	Pass
824	829	0.056	0	/	/	/	/	/

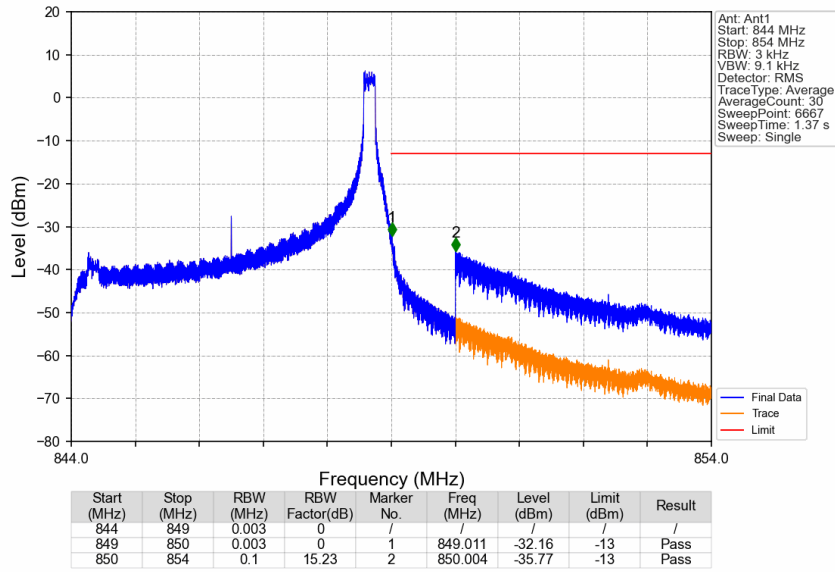
Band5_5MHz_16QAM_MCH_836.5MHz_RB_1_0_NTNV



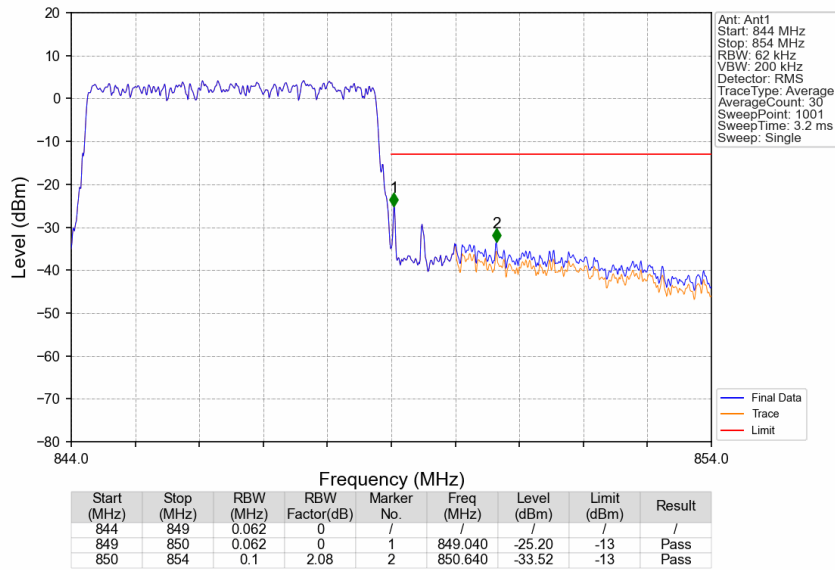
Band5_5MHz_16QAM_HCH_846.5MHz_RB_1_0_NTNV



Band5_5MHz_16QAM_HCH_846.5MHz_RB_1_24_NTNV



Band5_5MHz_16QAM_HCH_846.5MHz_RB_25_0_NTNV

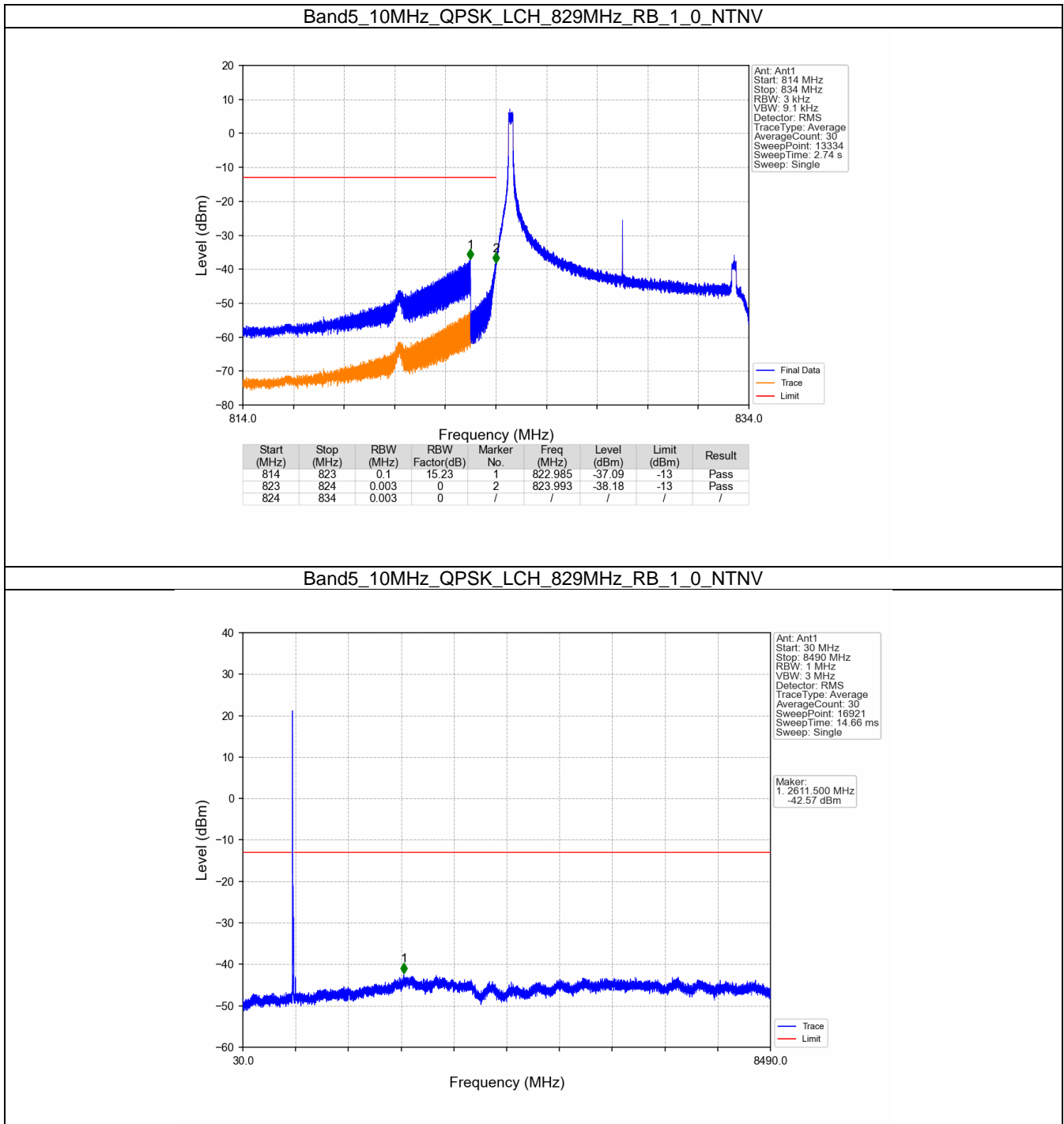


4.4 B5_10MHz

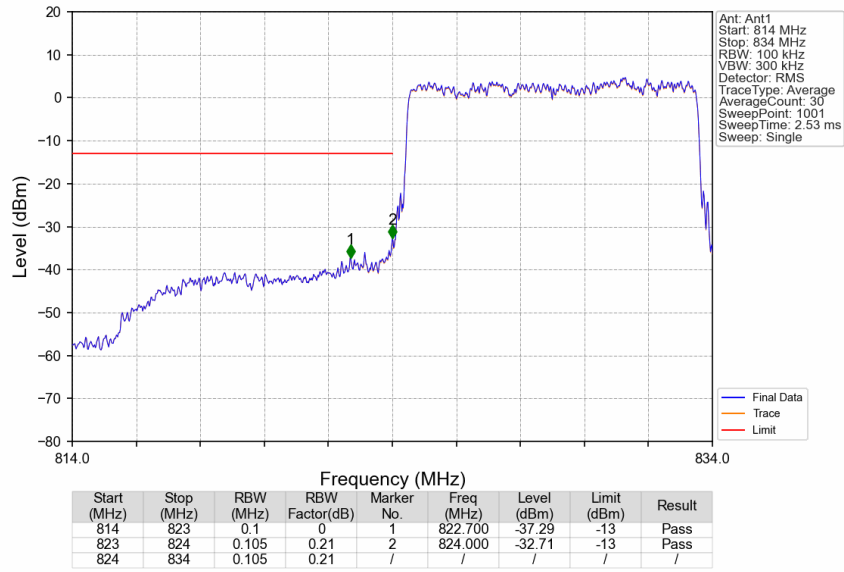
4.4.1 Test Result

Band: 5 / Bandwidth: 10MHz / NTV						
Modulation	Frequency (MHz)	RB Allocation		Spurious Emission		Verdict
		Size	Offset	Result	Limit	
QPSK	829	1	0	Refer To Test Graph		Pass
		50	0	Refer To Test Graph		Pass
	844	1	0	Refer To Test Graph		Pass
		1	49	Refer To Test Graph		Pass
		50	0	Refer To Test Graph		Pass
		50	0	Refer To Test Graph		Pass
16QAM	829	1	0	Refer To Test Graph		Pass
		50	0	Refer To Test Graph		Pass
	844	1	0	Refer To Test Graph		Pass
		1	49	Refer To Test Graph		Pass
		50	0	Refer To Test Graph		Pass
		50	0	Refer To Test Graph		Pass

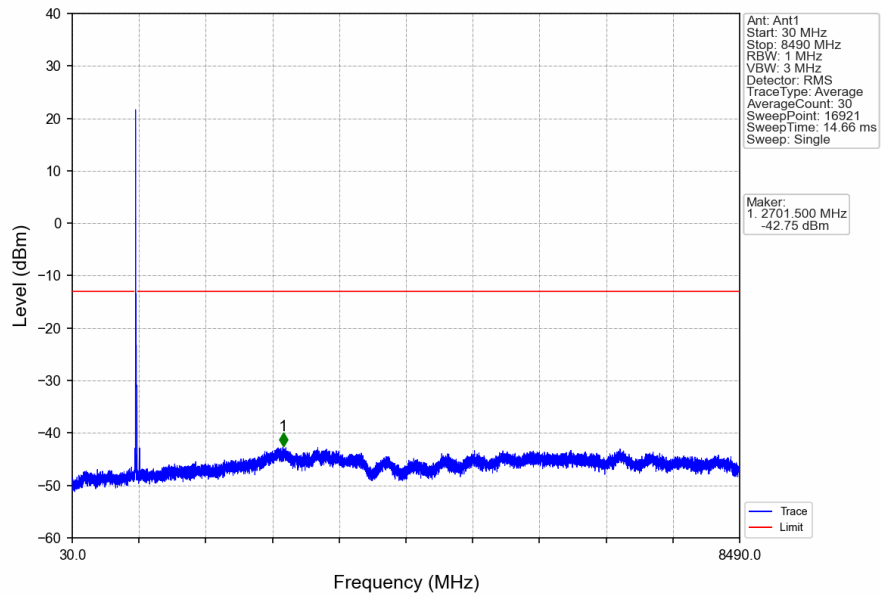
4.4.2 Test Graph



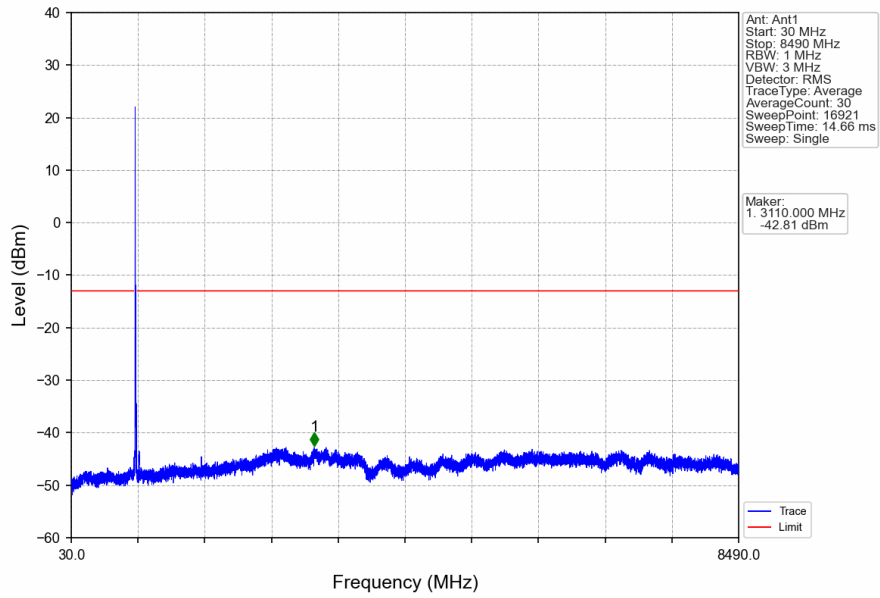
Band5_10MHz_QPSK_LCH_829MHz_RB_50_0_NTNV



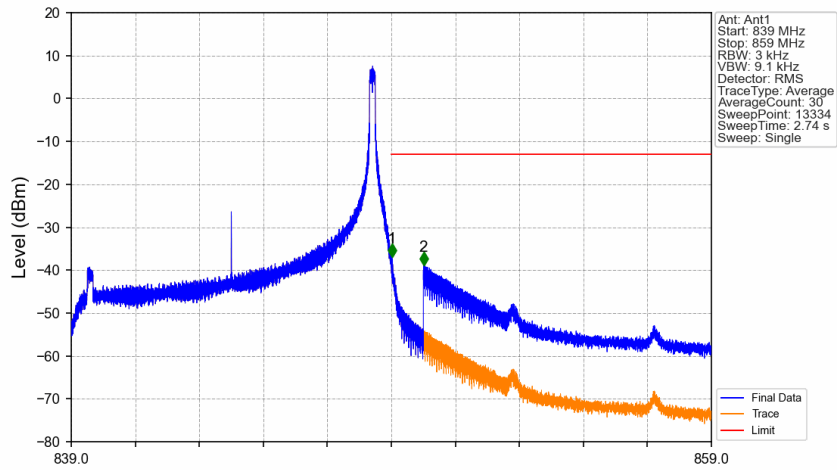
Band5_10MHz_QPSK_MCH_836.5MHz_RB_1_0_NTNV



Band5_10MHz_QPSK_HCH_844MHz_RB_1_0_NTNV

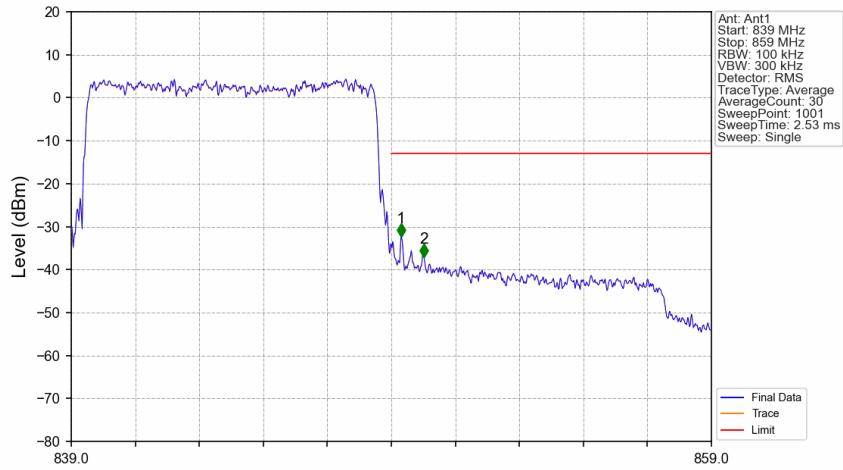


Band5_10MHz_QPSK_HCH_844MHz_RB_1_49_NTNV



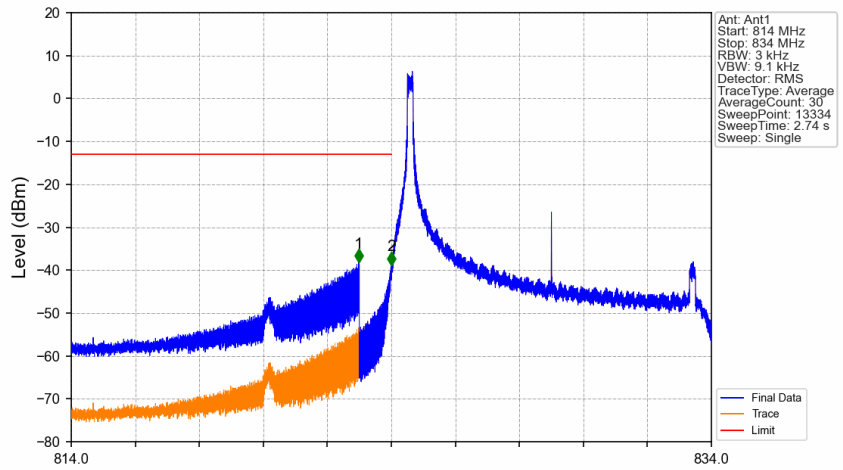
Start (MHz)	Stop (MHz)	RBW (MHz)	RBW Factor(dB)	Marker No.	Freq (MHz)	Level (dBm)	Limit (dBm)	Result
839	849	0.003	0	/	/	/	/	/
849	850	0.003	0	1	849.013	-37.01	-13	Pass
850	859	0.1	15.23	2	850.006	-38.86	-13	Pass

Band5_10MHz_QPSK_HCH_844MHz_RB_50_0_NTNV



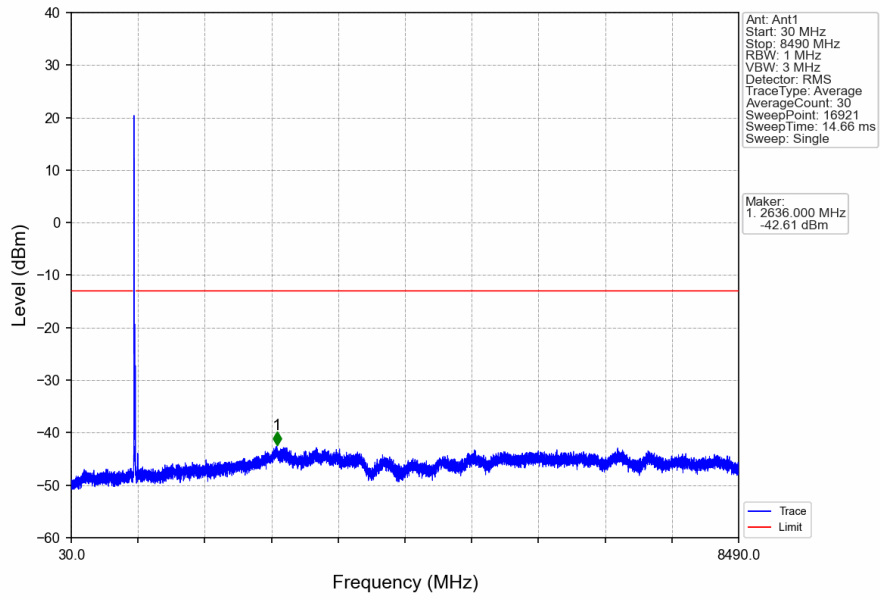
Start (MHz)	Stop (MHz)	RBW (MHz)	RBW Factor(dB)	Marker No.	Freq (MHz)	Level (dBm)	Limit (dBm)	Result
839	849	0.103	0.13	/	/	/	/	/
849	850	0.103	0.13	1	849.300	-32.38	-13	Pass
850	859	0.1	0	2	850.020	-37.18	-13	Pass

Band5_10MHz_16QAM_LCH_829MHz_RB_1_0_NTNV

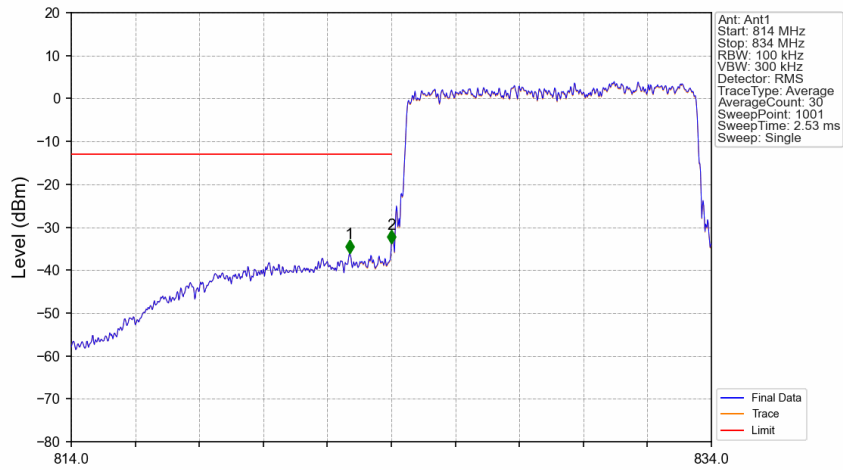


Start (MHz)	Stop (MHz)	RBW (MHz)	RBW Factor(dB)	Marker No.	Freq (MHz)	Level (dBm)	Limit (dBm)	Result
814	823	0.1	15.23	1	822.982	-38.17	-13	Pass
823	824	0.003	0	2	823.999	-38.82	-13	Pass
824	834	0.003	0	/	/	/	/	/

Band5_10MHz_16QAM_LCH_829MHz_RB_1_0_NTNV

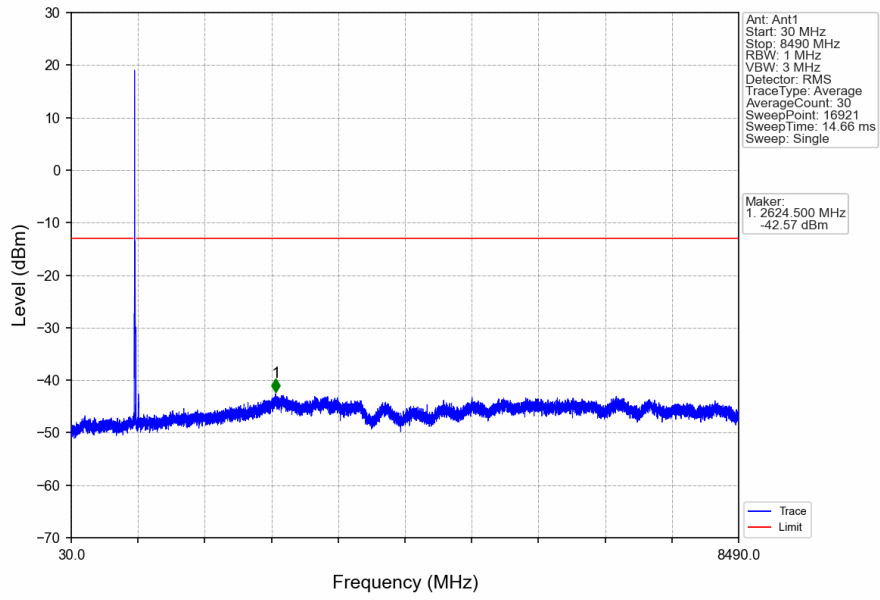


Band5_10MHz_16QAM_LCH_829MHz_RB_50_0_NTNV

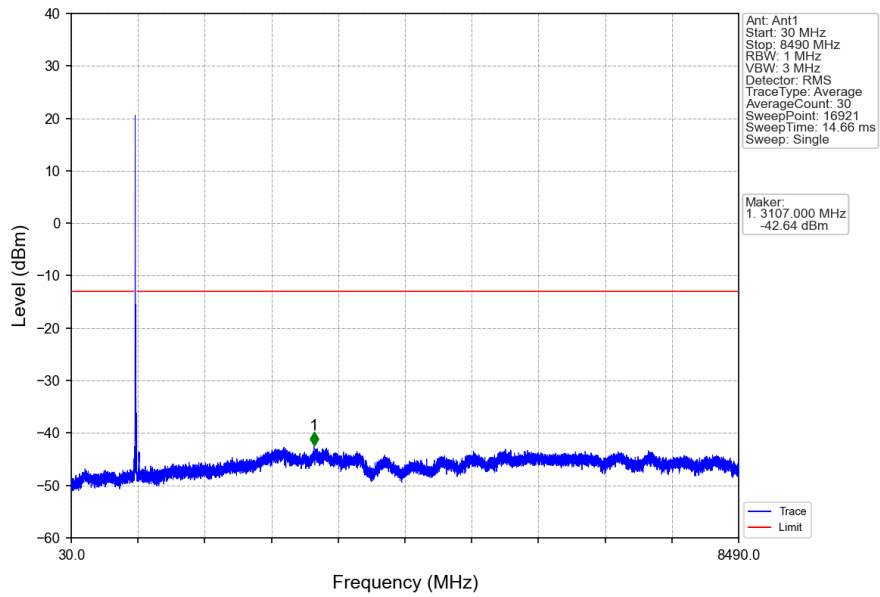


Start (MHz)	Stop (MHz)	RBW (MHz)	RBW Factor(dB)	Marker No.	Freq (MHz)	Level (dBm)	Limit (dBm)	Result
814	823	0.1	0	1	822.700	-35.99	-13	Pass
823	824	0.105	0.21	2	824.000	-33.80	-13	Pass
824	834	0.105	0.21	/	/	/	/	/

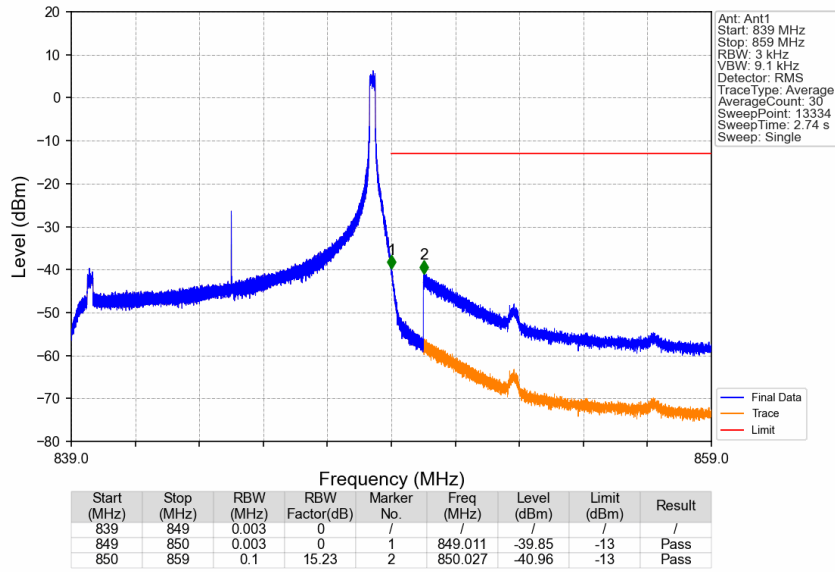
Band5_10MHz_16QAM_MCH_836.5MHz_RB_1_0_NTNV



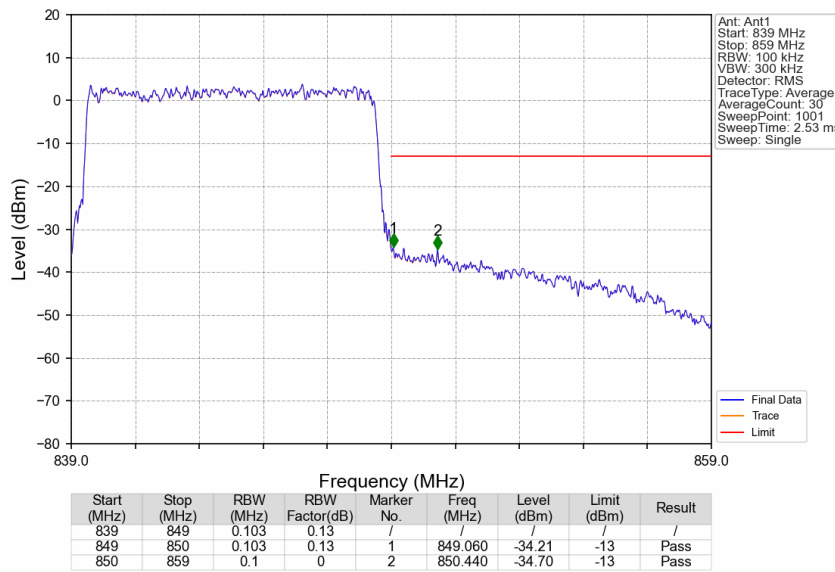
Band5_10MHz_16QAM_HCH_844MHz_RB_1_0_NTNV



Band5_10MHz_16QAM_HCH_844MHz_RB_1_49_NTNV



Band5_10MHz_16QAM_HCH_844MHz_RB_50_0_NTNV



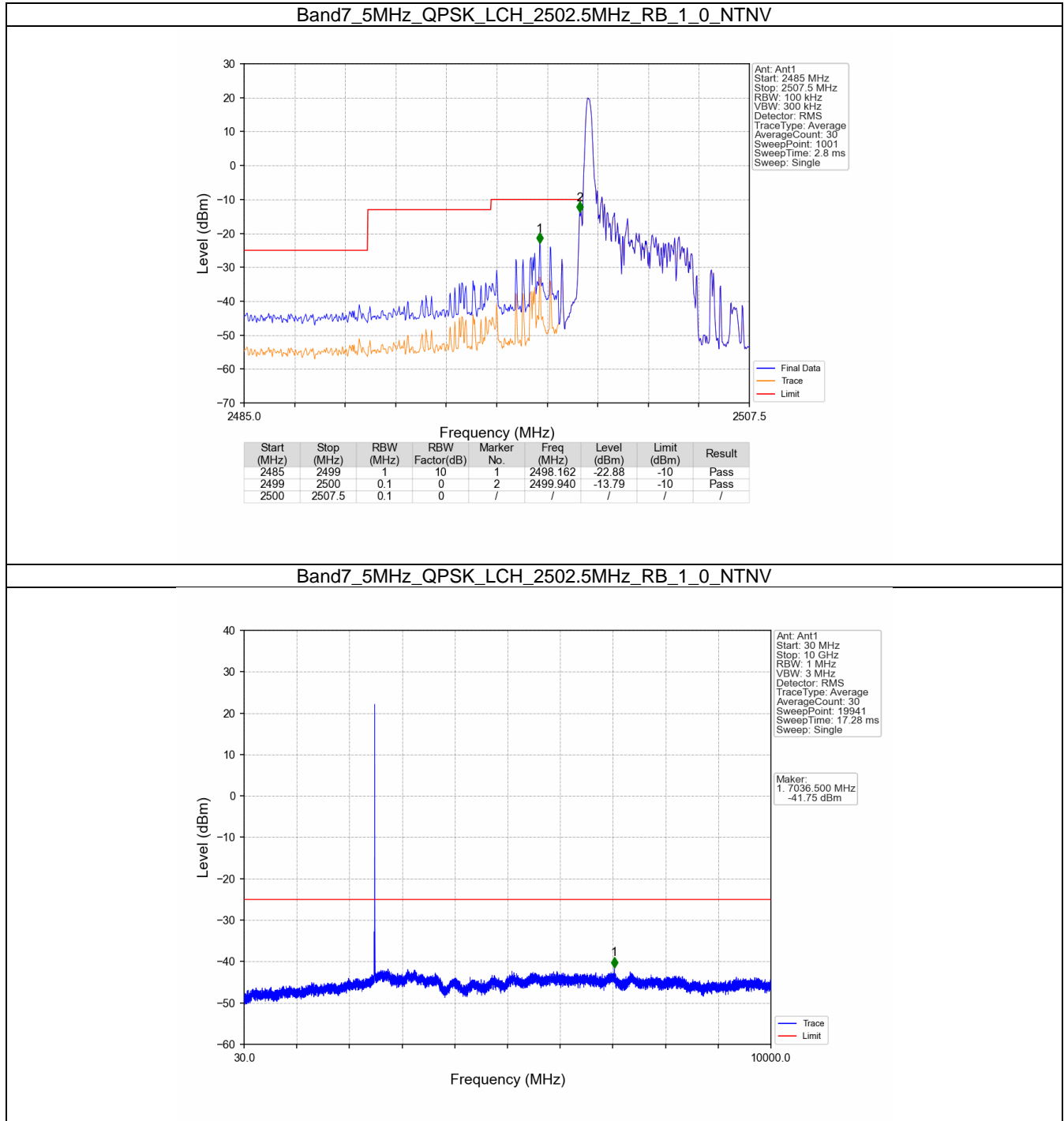
5. Spurious Emission

5.1 B7_5MHz

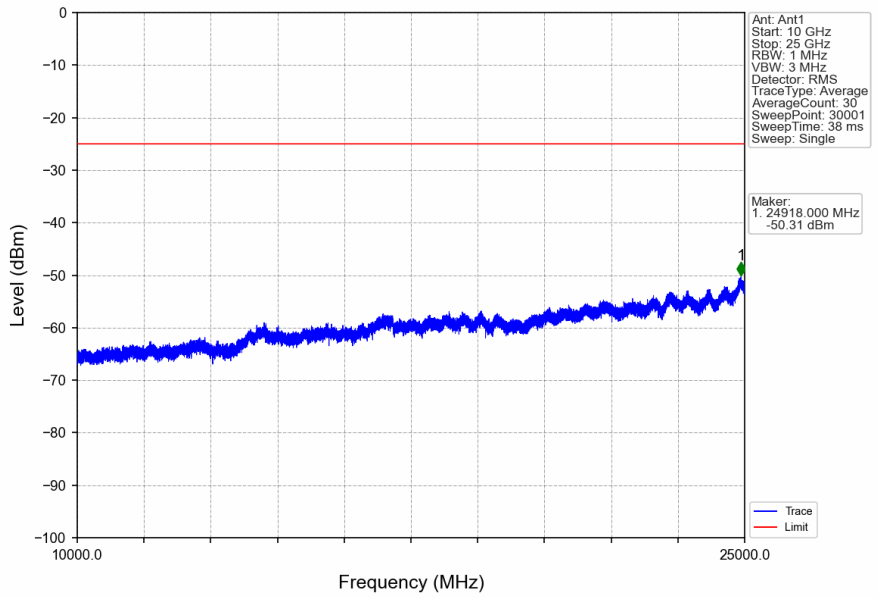
5.1.1 Test Result

Band: 7 / Bandwidth: 5MHz / NTN						
Modulation	Frequency (MHz)	RB Allocation		Spurious Emission		Verdict
		Size	Offset	Result	Limit	
QPSK	2502.5	1	0	Refer To Test Graph		Pass
		25	0	Refer To Test Graph		Pass
	2535	1	0	Refer To Test Graph		Pass
	2567.5	1	0	Refer To Test Graph		Pass
			24	Refer To Test Graph		Pass
		25	0	Refer To Test Graph		Pass
16QAM	2502.5	1	0	Refer To Test Graph		Pass
		25	0	Refer To Test Graph		Pass
	2535	1	0	Refer To Test Graph		Pass
	2567.5	1	0	Refer To Test Graph		Pass
			24	Refer To Test Graph		Pass
		25	0	Refer To Test Graph		Pass

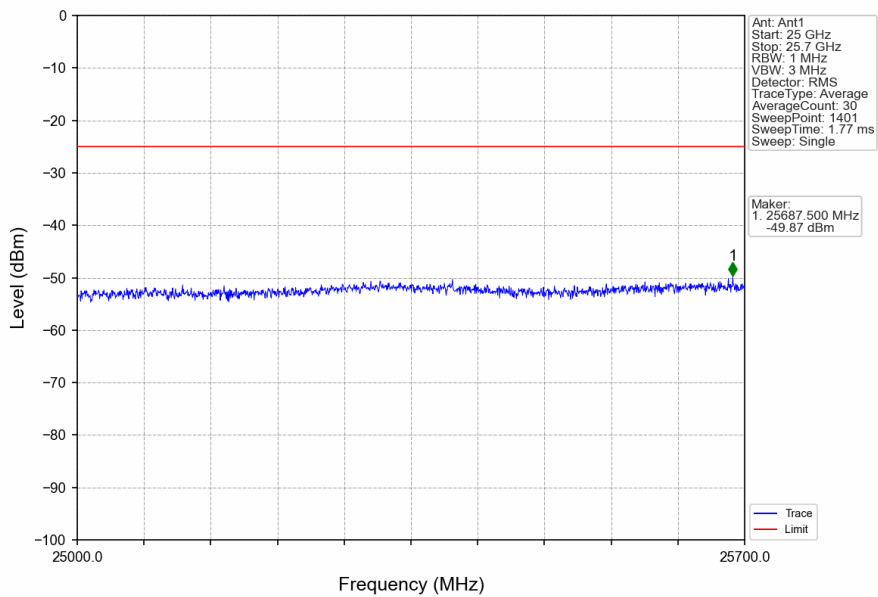
5.1.2 Test Graph



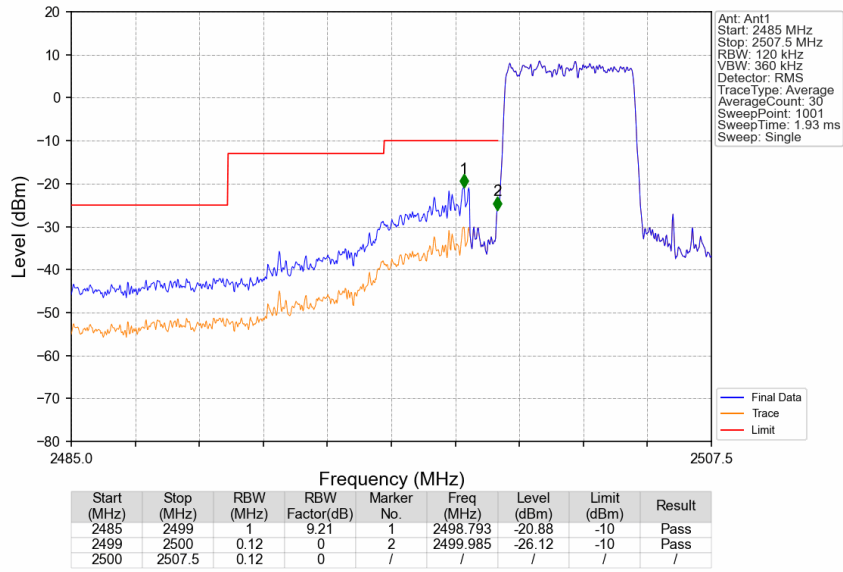
Band7_5MHz_QPSK_LCH_2502.5MHz_RB_1_0_NTNV



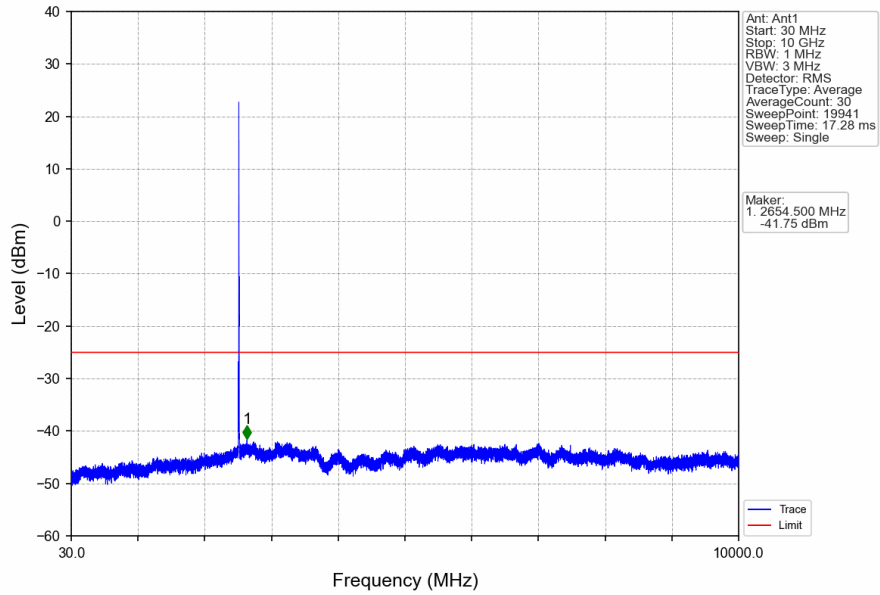
Band7_5MHz_QPSK_LCH_2502.5MHz_RB_1_0_NTNV



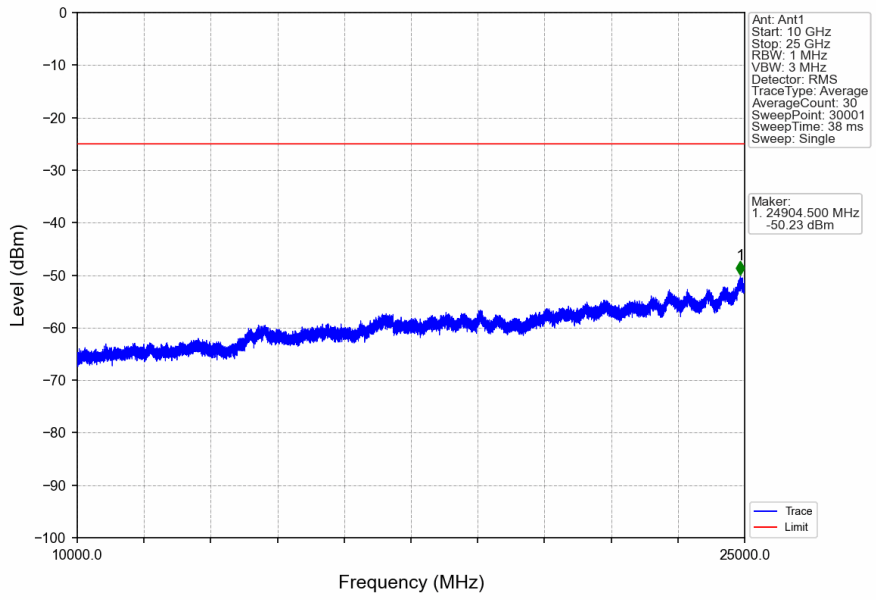
Band7_5MHz_QPSK_LCH_2502.5MHz_RB_25_0_NTNV



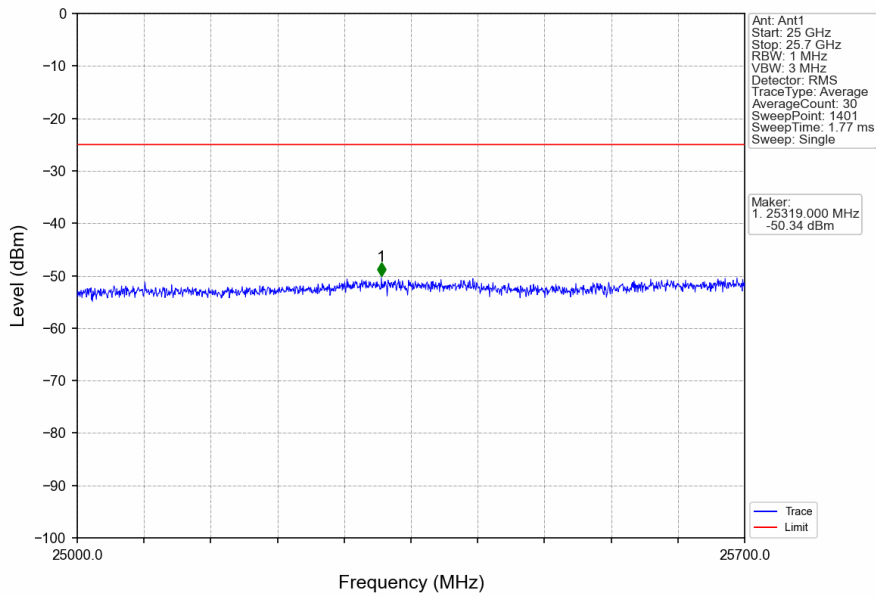
Band7_5MHz_QPSK_MCH_2535MHz_RB_1_0_NTNV



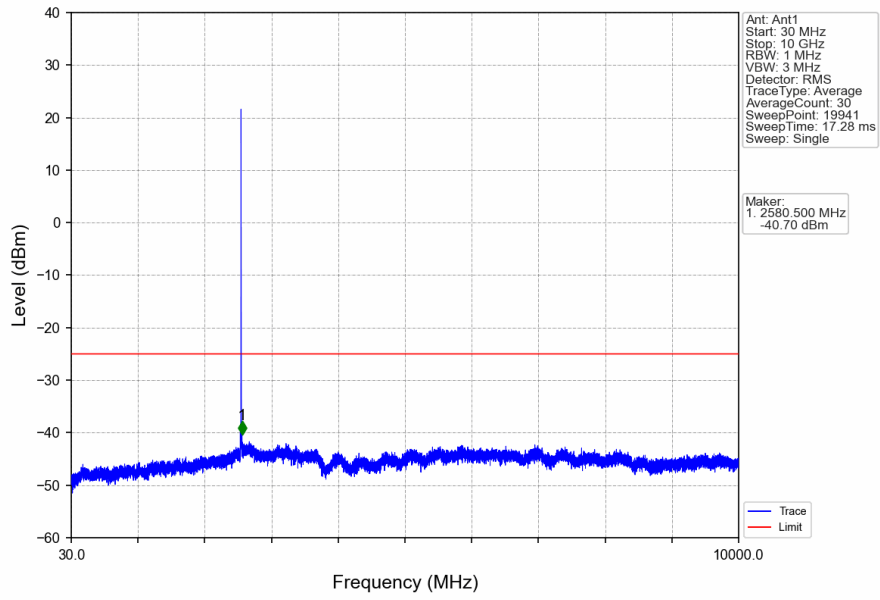
Band7_5MHz_QPSK_MCH_2535MHz_RB_1_0_NTNV



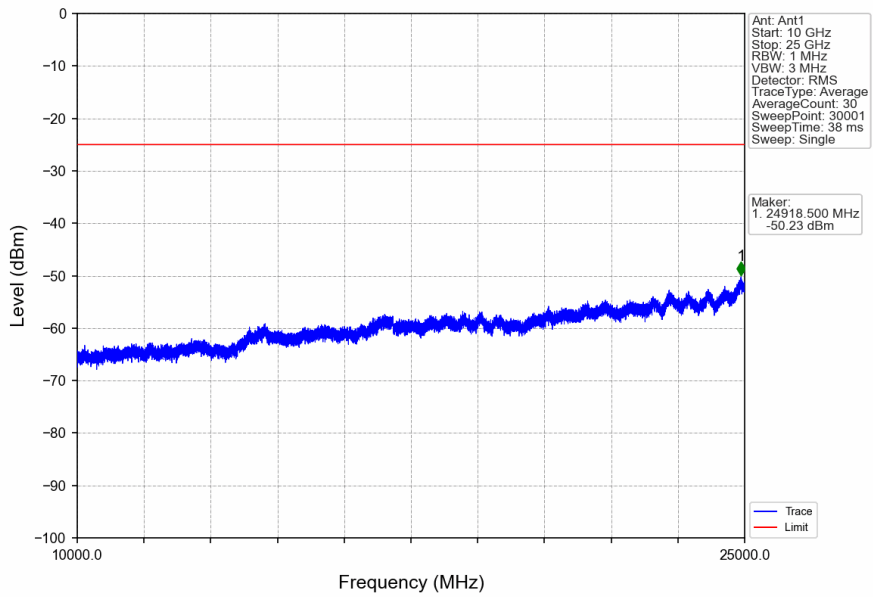
Band7_5MHz_QPSK_MCH_2535MHz_RB_1_0_NTNV



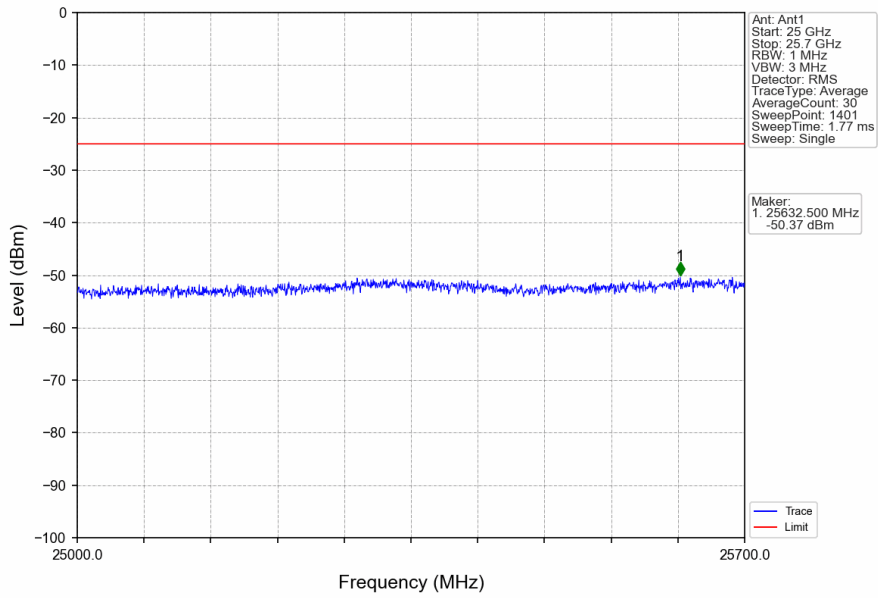
Band7_5MHz_QPSK_HCH_2567.5MHz_RB_1_0_NTNV



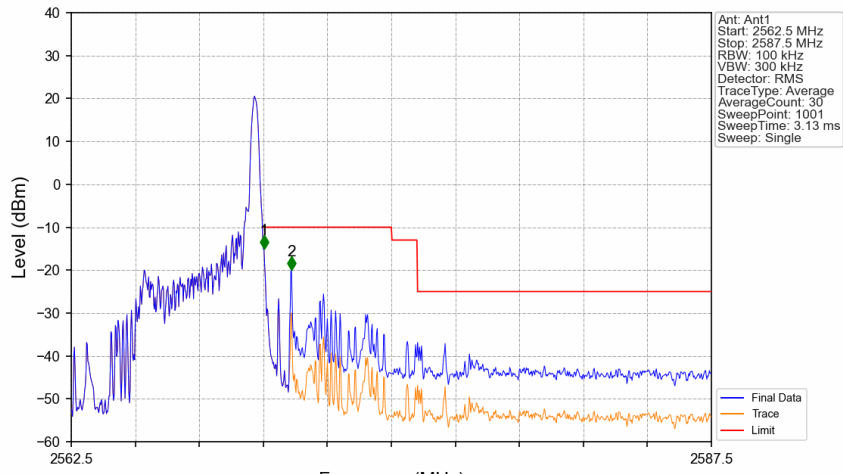
Band7_5MHz_QPSK_HCH_2567.5MHz_RB_1_0_NTNV



Band7_5MHz_QPSK_HCH_2567.5MHz_RB_1_0_NTNV

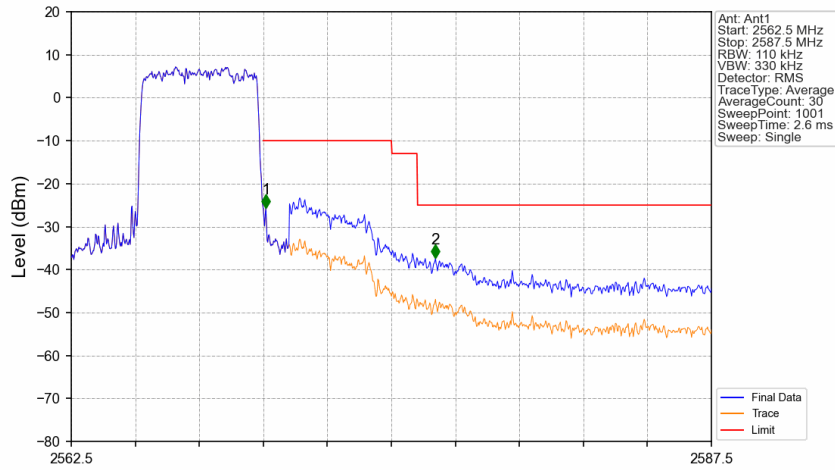


Band7_5MHz_QPSK_HCH_2567.5MHz_RB_1_24_NTNV



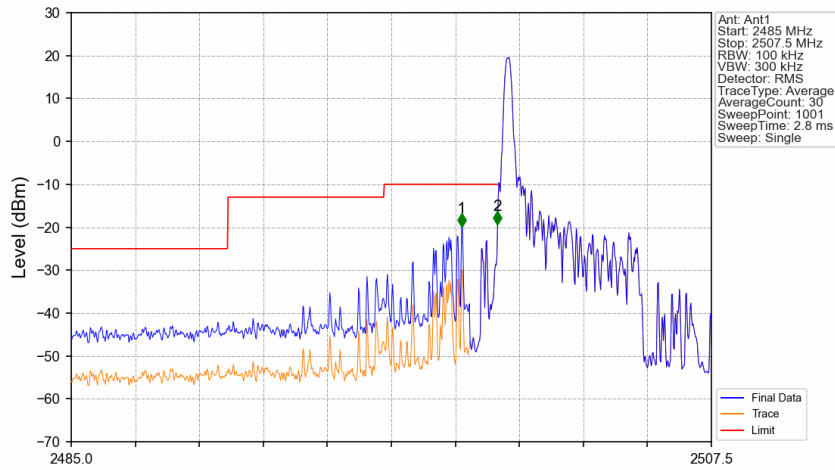
Start (MHz)	Stop (MHz)	RBW (MHz)	RBW Factor(dB)	Marker No.	Freq (MHz)	Level (dBm)	Limit (dBm)	Result
2562.5	2570	0.1	0	/	/	/	/	/
2570	2571	0.1	0	1	2570.025	-15.05	-10	Pass
2571	2587.5	1	10	2	2571.100	-20.00	-10	Pass

Band7_5MHz_QPSK_HCH_2567.5MHz_RB_25_0_NTNV



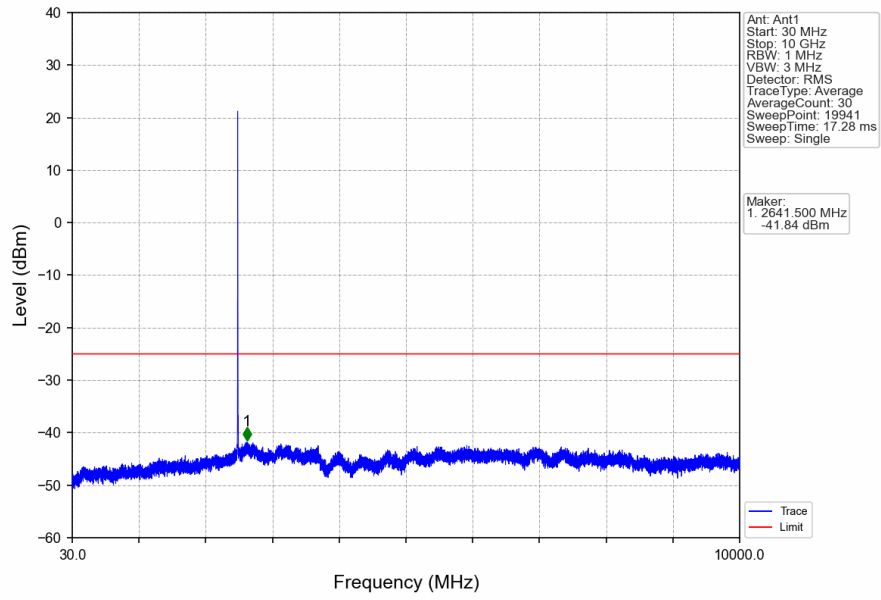
Start (MHz)	Stop (MHz)	RBW (MHz)	RBW Factor(dB)	Marker No.	Freq (MHz)	Level (dBm)	Limit (dBm)	Result
2562.5	2570	0.11	0	/	/	/	/	/
2570	2571	0.11	0	1	2570.100	-25.64	-10	Pass
2571	2587.5	1	9.59	2	2576.725	-37.33	-25	Pass

Band7_5MHz_16QAM_LCH_2502.5MHz_RB_1_0_NTNV

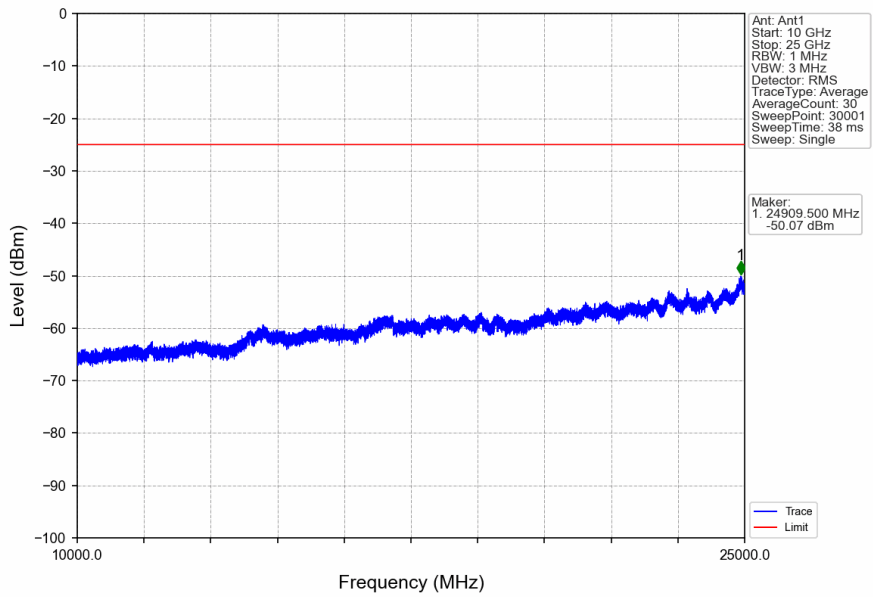


Start (MHz)	Stop (MHz)	RBW (MHz)	RBW Factor(dB)	Marker No.	Freq (MHz)	Level (dBm)	Limit (dBm)	Result
2485	2499	1	10	1	2498.725	-19.98	-10	Pass
2499	2500	0.1	0	2	2499.985	-19.35	-10	Pass
2500	2507.5	0.1	0	/	/	/	/	/

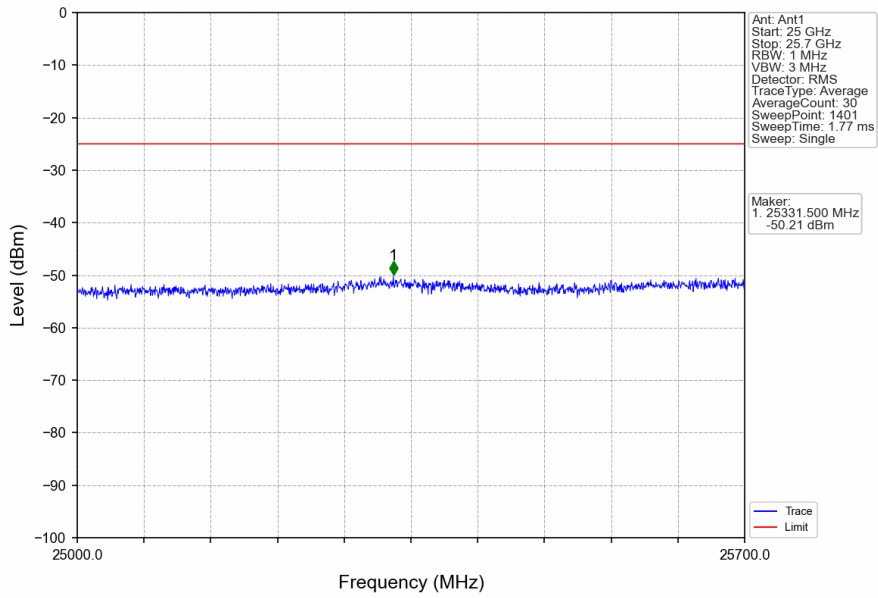
Band7_5MHz_16QAM_LCH_2502.5MHz_RB_1_0_NTNV



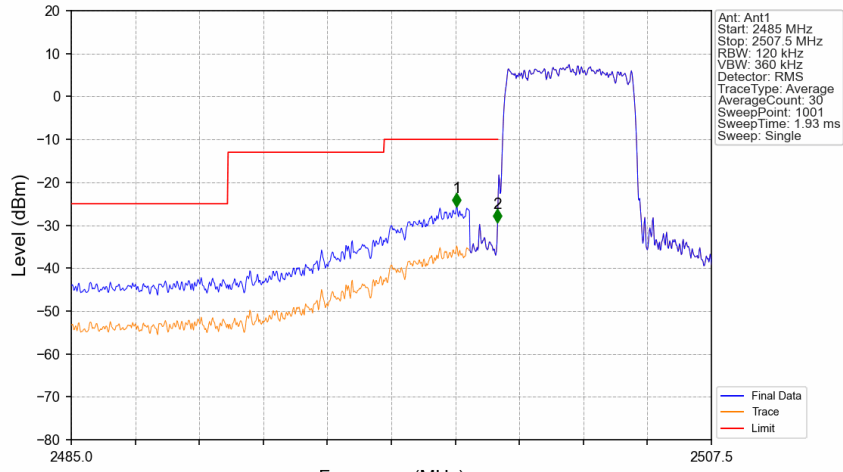
Band7_5MHz_16QAM_LCH_2502.5MHz_RB_1_0_NTNV



Band7_5MHz_16QAM_LCH_2502.5MHz_RB_1_0_NTNV

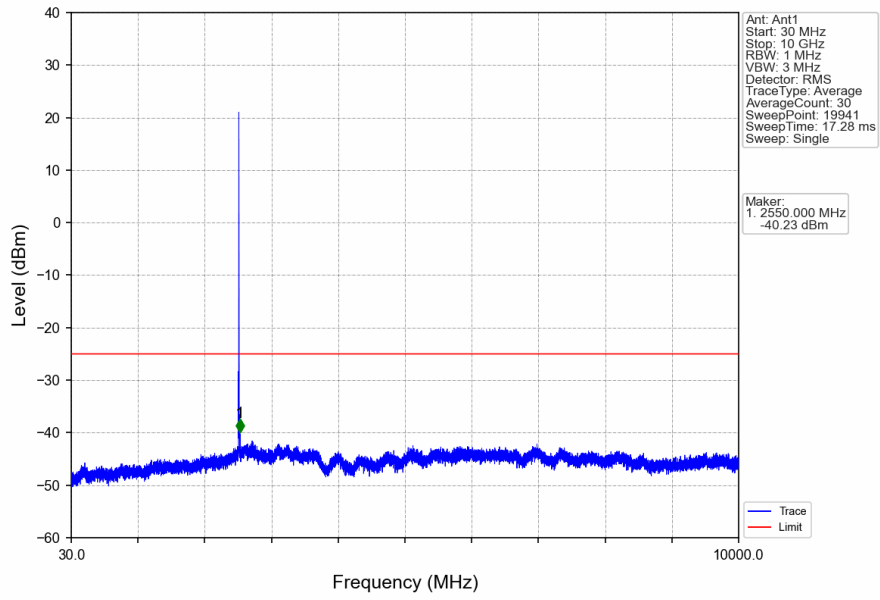


Band7_5MHz_16QAM_LCH_2502.5MHz_RB_25_0_NTNV

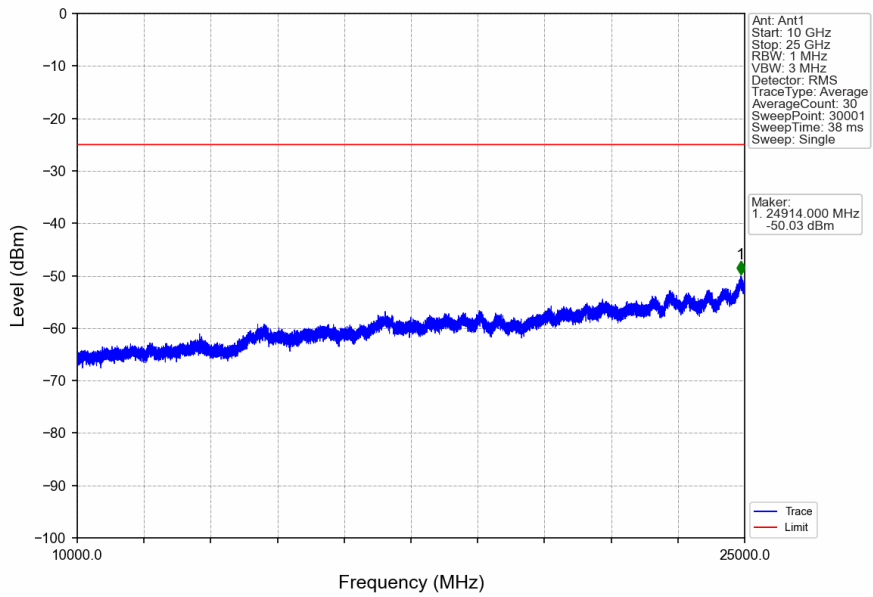


Start (MHz)	Stop (MHz)	RBW (MHz)	RBW Factor(dB)	Marker No.	Freq (MHz)	Level (dBm)	Limit (dBm)	Result
2485	2499	1	9.21	1	2498.545	-25.62	-10	Pass
2499	2500	0.12	0	2	2499.985	-29.38	-10	Pass
2500	2507.5	0.12	0	/	/	/	/	/

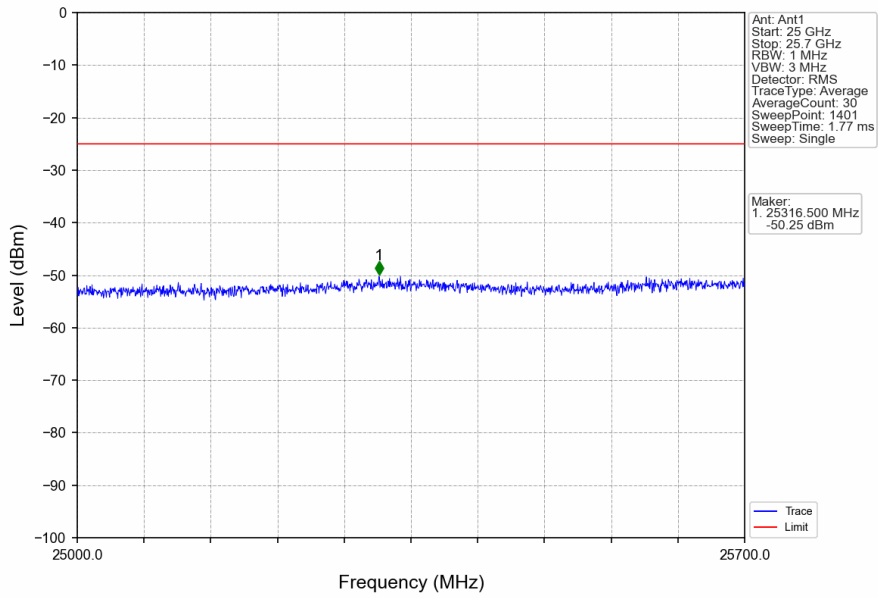
Band7_5MHz_16QAM_MCH_2535MHz_RB_1_0_NTNV



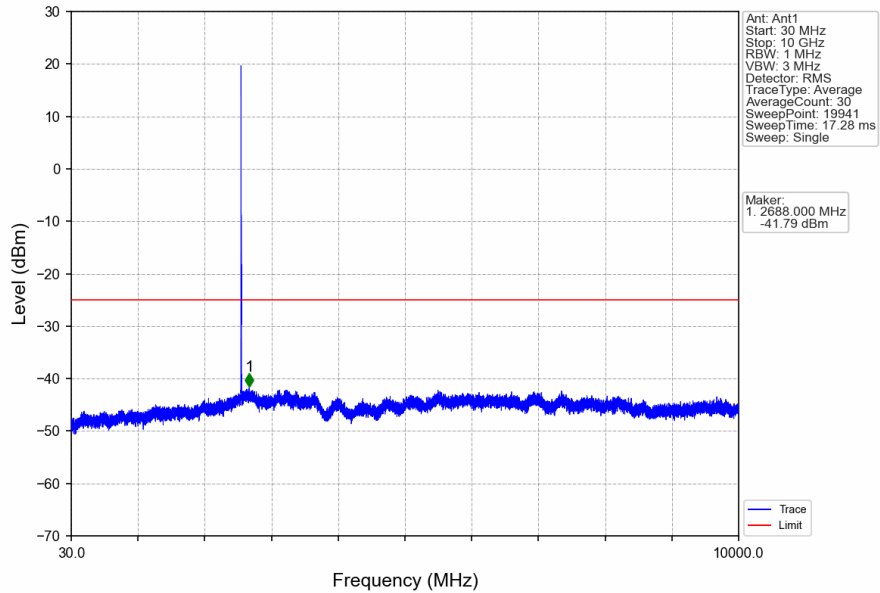
Band7_5MHz_16QAM_MCH_2535MHz_RB_1_0_NTNV



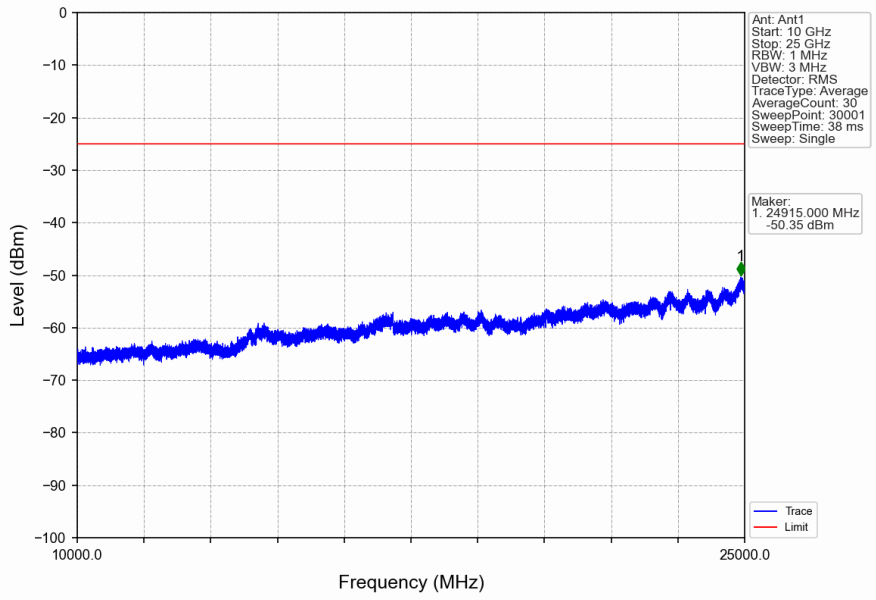
Band7_5MHz_16QAM_MCH_2535MHz_RB_1_0_NTNV



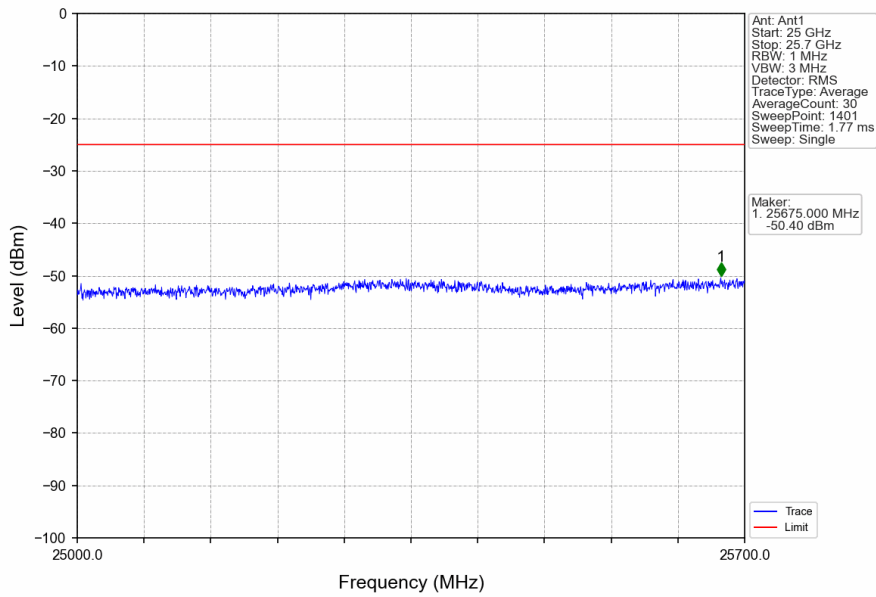
Band7_5MHz_16QAM_HCH_2567.5MHz_RB_1_0_NTNV



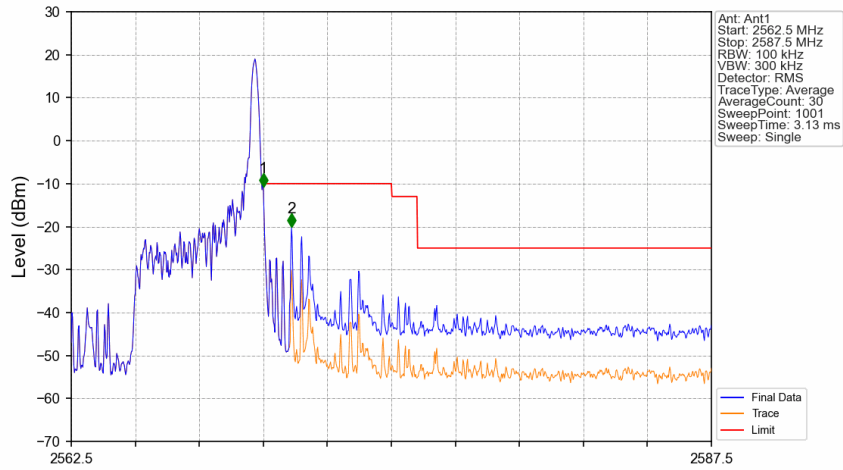
Band7_5MHz_16QAM_HCH_2567.5MHz_RB_1_0_NTNV



Band7_5MHz_16QAM_HCH_2567.5MHz_RB_1_0_NTNV

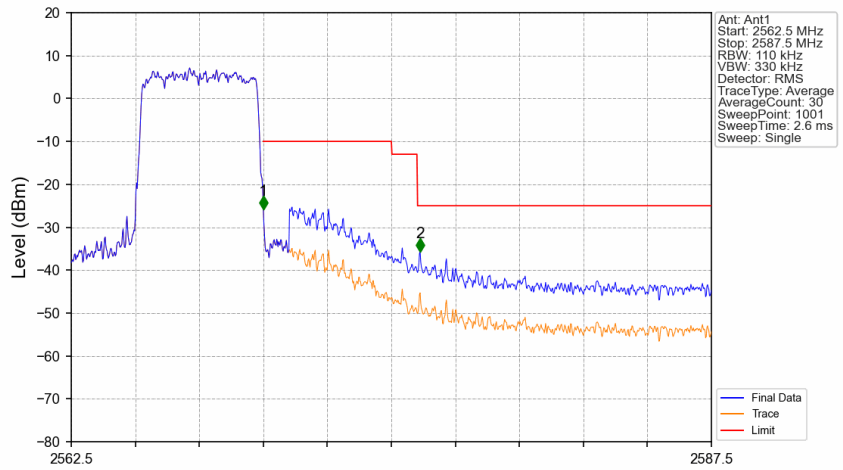


Band7_5MHz_16QAM_HCH_2567.5MHz_RB_1_24_NTNV



Start (MHz)	Stop (MHz)	RBW (MHz)	RBW Factor(dB)	Marker No.	Freq (MHz)	Level (dBm)	Limit (dBm)	Result
2562.5	2570	0.1	0	/	/	/	/	/
2570	2571	0.1	0	1	2570.000	-10.69	-10	Pass
2571	2587.5	1	10	2	2571.100	-20.12	-10	Pass

Band7_5MHz_16QAM_HCH_2567.5MHz_RB_25_0_NTNV



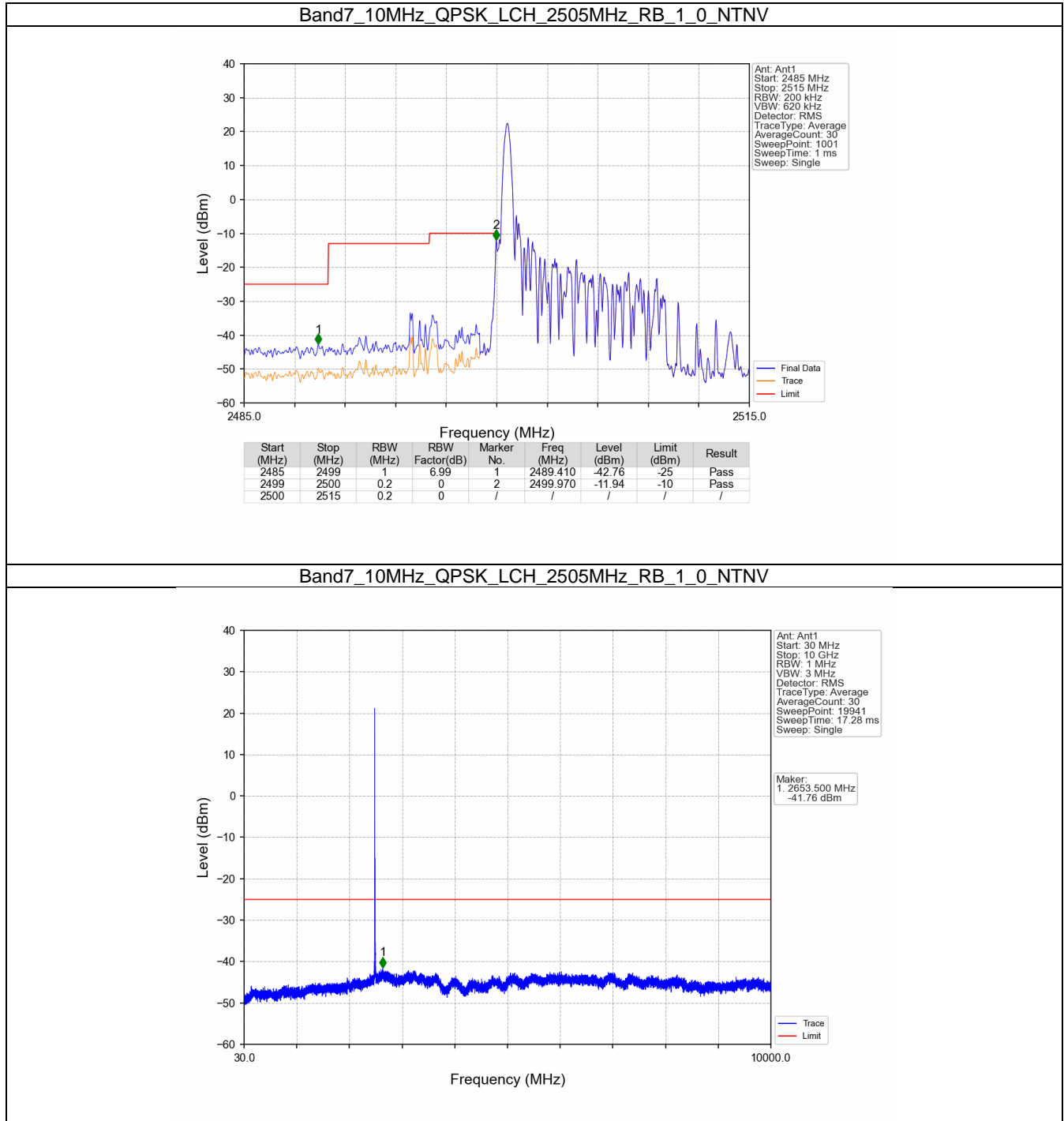
Start (MHz)	Stop (MHz)	RBW (MHz)	RBW Factor(dB)	Marker No.	Freq (MHz)	Level (dBm)	Limit (dBm)	Result
2562.5	2570	0.11	0	/	/	/	/	/
2570	2571	0.11	0	1	2570.000	-25.81	-10	Pass
2571	2587.5	1	9.59	2	2576.125	-35.71	-25	Pass

5.2 B7_10MHz

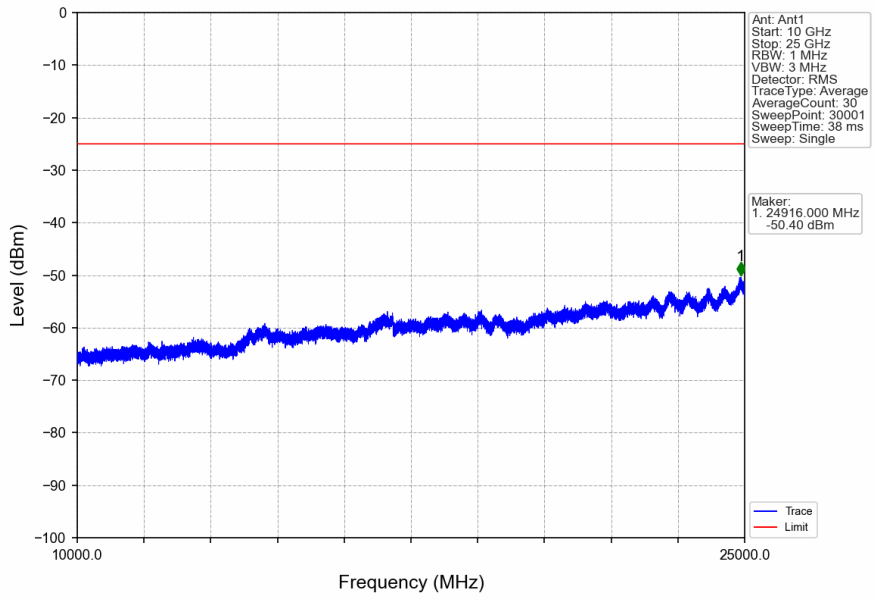
5.2.1 Test Result

Band: 7 / Bandwidth: 10MHz / NTV							
Modulation	Frequency (MHz)	RB Allocation		Spurious Emission		Verdict	
		Size	Offset	Result	Limit		
QPSK	2505	1	0	Refer To Test Graph		Pass	
		50	0	Refer To Test Graph		Pass	
	2535	1	0	Refer To Test Graph		Pass	
	2565	1	0	0	Refer To Test Graph		Pass
			49	0	Refer To Test Graph		Pass
		50	0	Refer To Test Graph		Pass	
16QAM	2505	1	0	Refer To Test Graph		Pass	
		50	0	Refer To Test Graph		Pass	
	2535	1	0	Refer To Test Graph		Pass	
	2565	1	0	0	Refer To Test Graph		Pass
			49	0	Refer To Test Graph		Pass
		50	0	Refer To Test Graph		Pass	

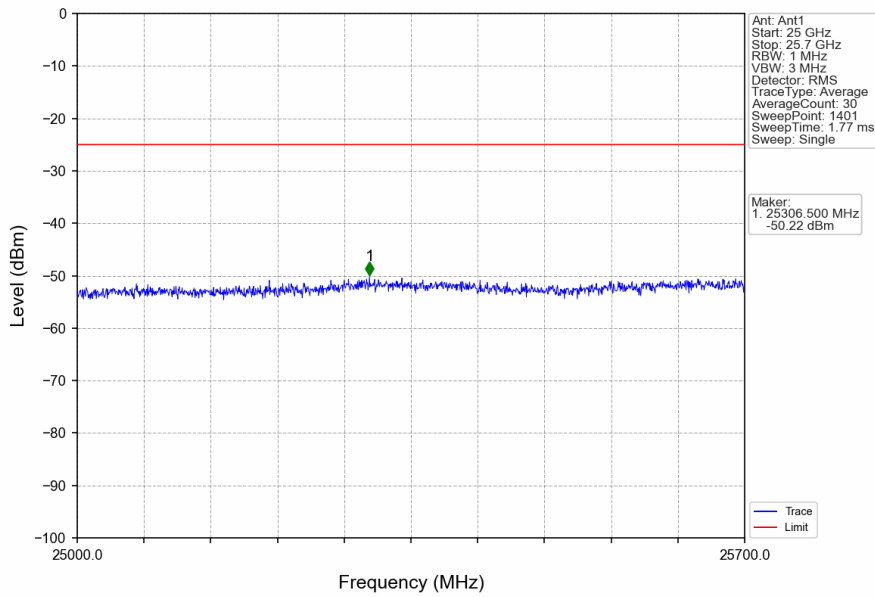
5.2.2 Test Graph



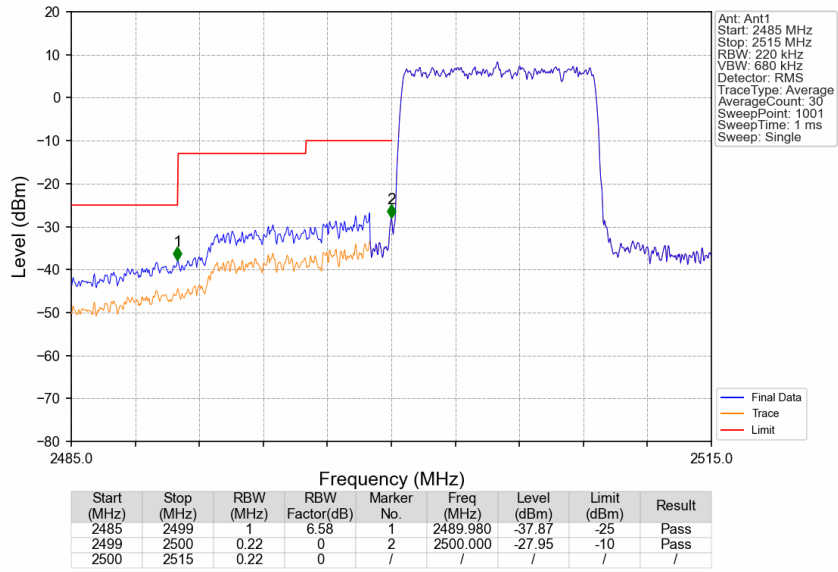
Band7_10MHz_QPSK_LCH_2505MHz_RB_1_0_NTNV



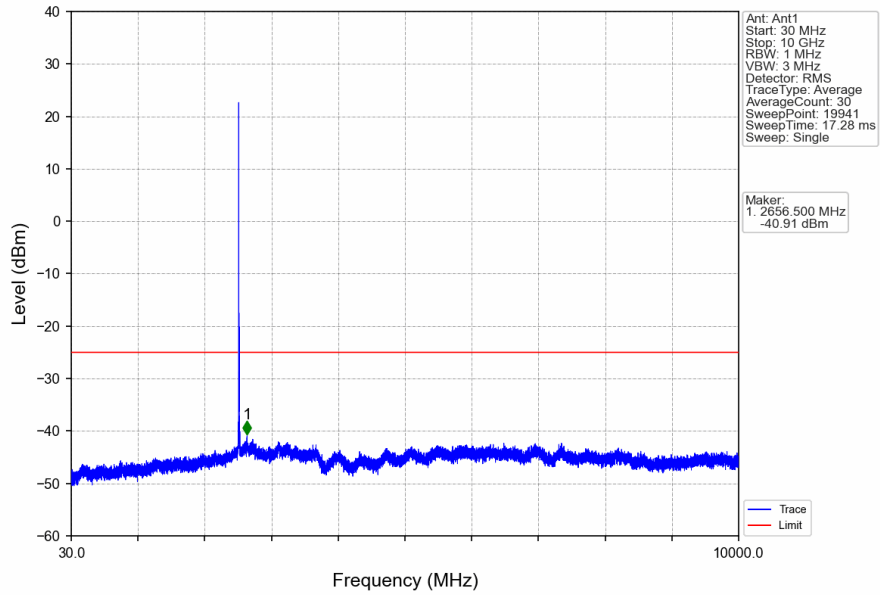
Band7_10MHz_QPSK_LCH_2505MHz_RB_1_0_NTNV



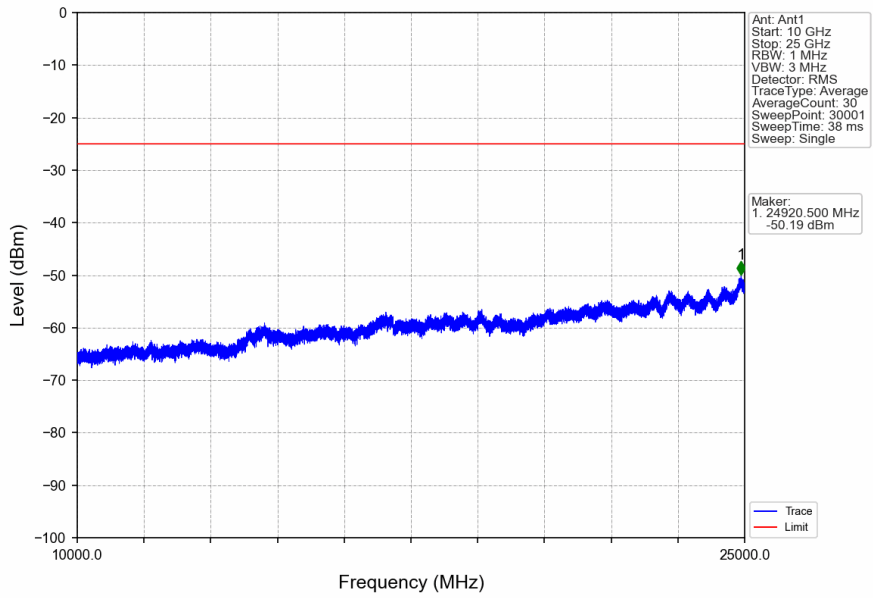
Band7_10MHz_QPSK_LCH_2505MHz_RB_50_0_NTNV



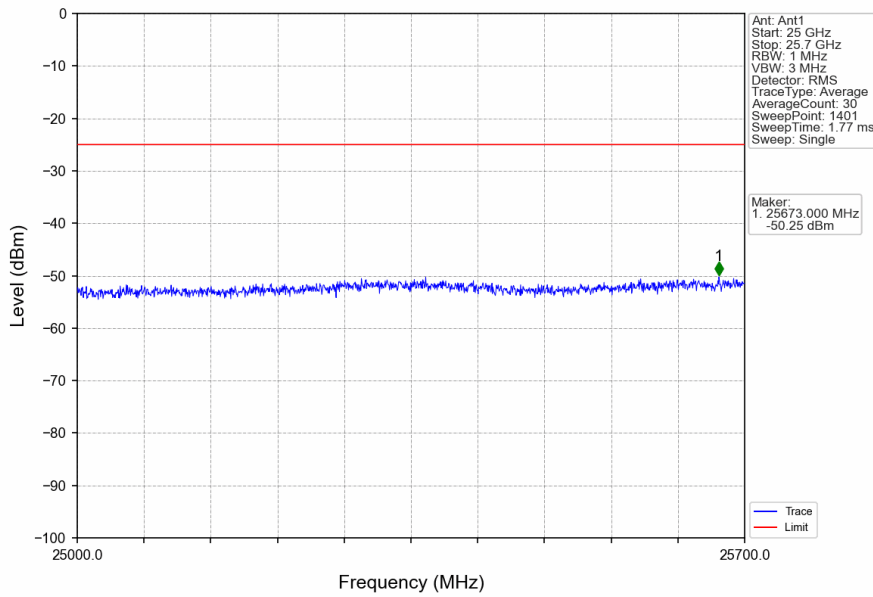
Band7_10MHz_QPSK_MCH_2535MHz_RB_1_0_NTNV



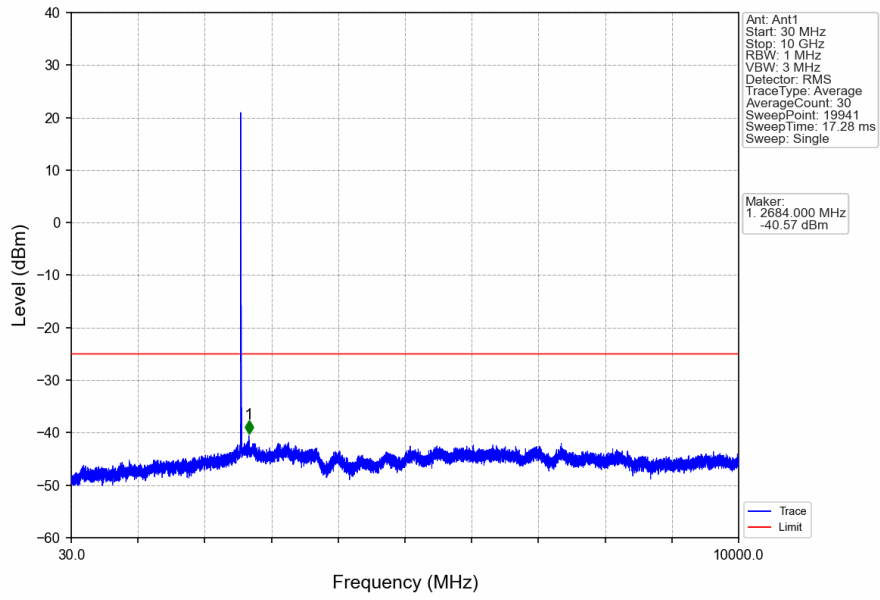
Band7_10MHz_QPSK_MCH_2535MHz_RB_1_0_NTNV



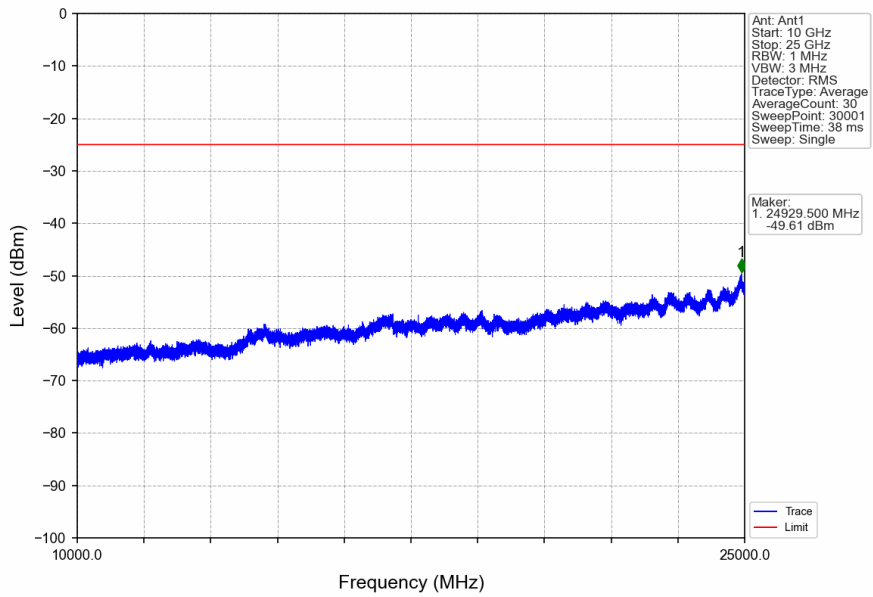
Band7_10MHz_QPSK_MCH_2535MHz_RB_1_0_NTNV



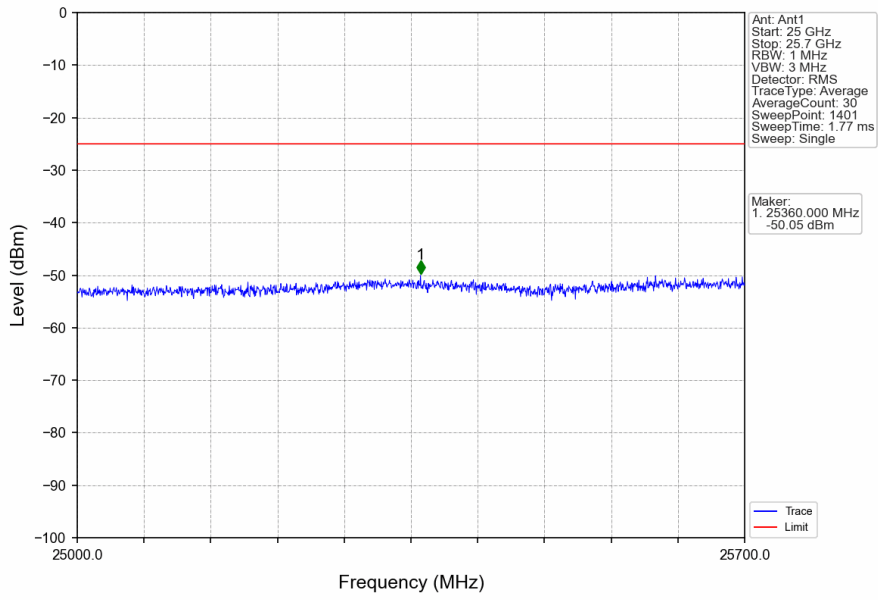
Band7_10MHz_QPSK_HCH_2565MHz_RB_1_0_NTNV



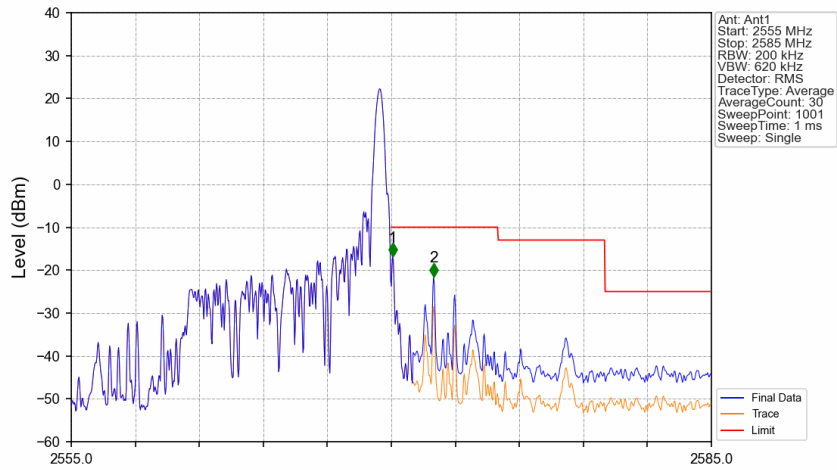
Band7_10MHz_QPSK_HCH_2565MHz_RB_1_0_NTNV



Band7_10MHz_QPSK_HCH_2565MHz_RB_1_0_NTNV

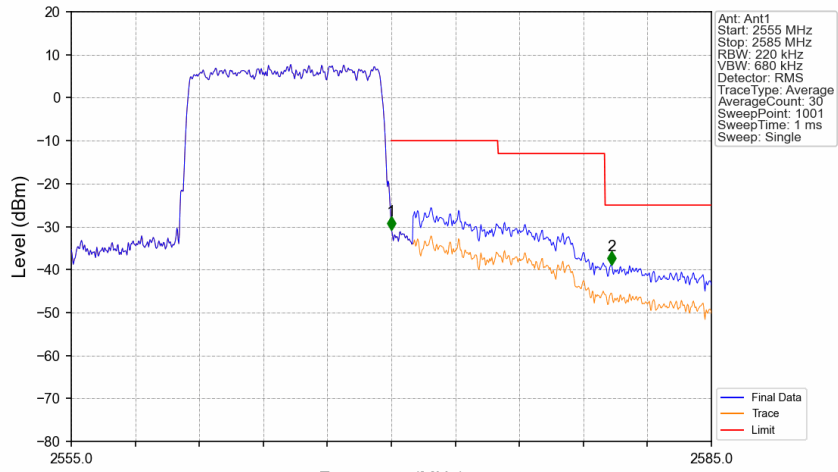


Band7_10MHz_QPSK_HCH_2565MHz_RB_1_49_NTNV



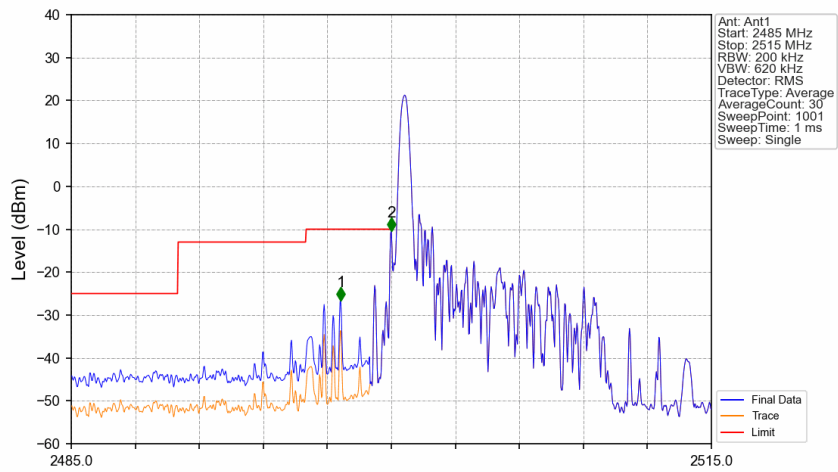
Start (MHz)	Stop (MHz)	RBW (MHz)	RBW Factor(dB)	Marker No.	Freq (MHz)	Level (dBm)	Limit (dBm)	Result
2555	2570	0.2	0	1	2570.060	-16.83	-10	Pass
2570	2571	0.2	0	1	2570.060	-16.83	-10	Pass
2571	2585	1	6.99	2	2571.980	-21.46	-10	Pass

Band7_10MHz_QPSK_HCH_2565MHz_RB_50_0_NTNV



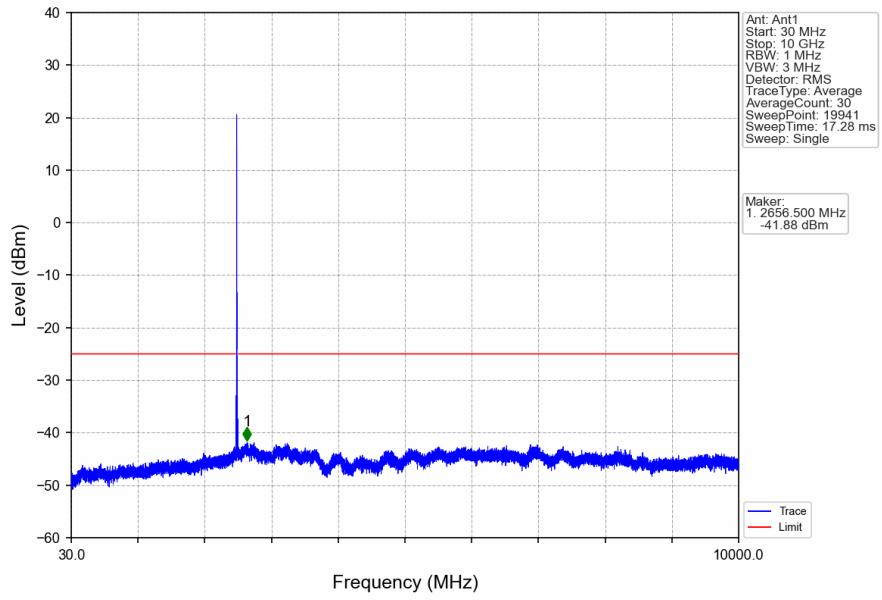
Start (MHz)	Stop (MHz)	RBW (MHz)	RBW Factor(dB)	Marker No.	Freq (MHz)	Level (dBm)	Limit (dBm)	Result
2555	2570	0.22	0	/	/	/	/	/
2570	2571	0.22	0	1	2570.000	-30.76	-10	Pass
2571	2585	1	6.58	2	2580.320	-38.92	-25	Pass

Band7_10MHz_16QAM_LCH_2505MHz_RB_1_0_NTNV

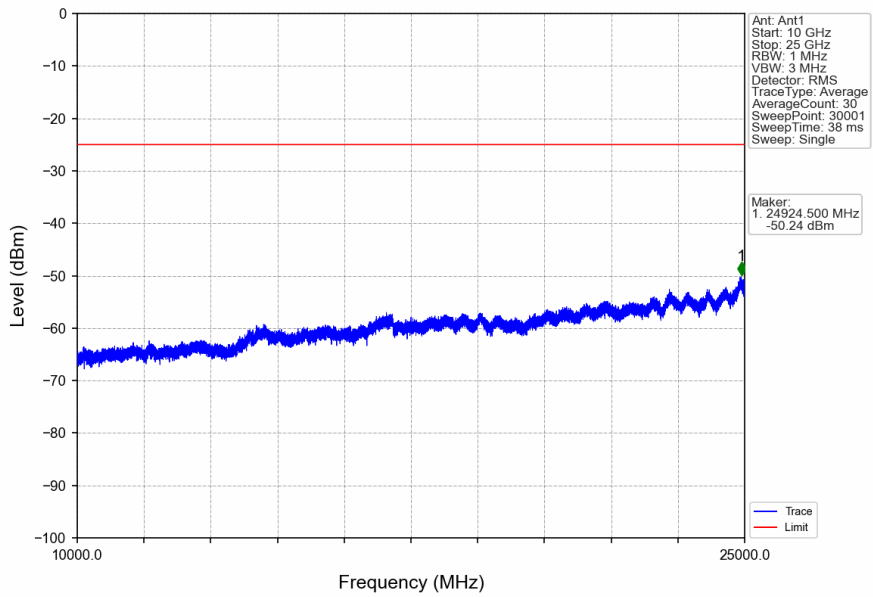


Start (MHz)	Stop (MHz)	RBW (MHz)	RBW Factor(dB)	Marker No.	Freq (MHz)	Level (dBm)	Limit (dBm)	Result
2485	2499	1	6.99	1	2497.630	-26.67	-10	Pass
2499	2500	0.2	0	2	2500.000	-10.49	-10	Pass
2500	2515	0.2	0	/	/	/	/	/

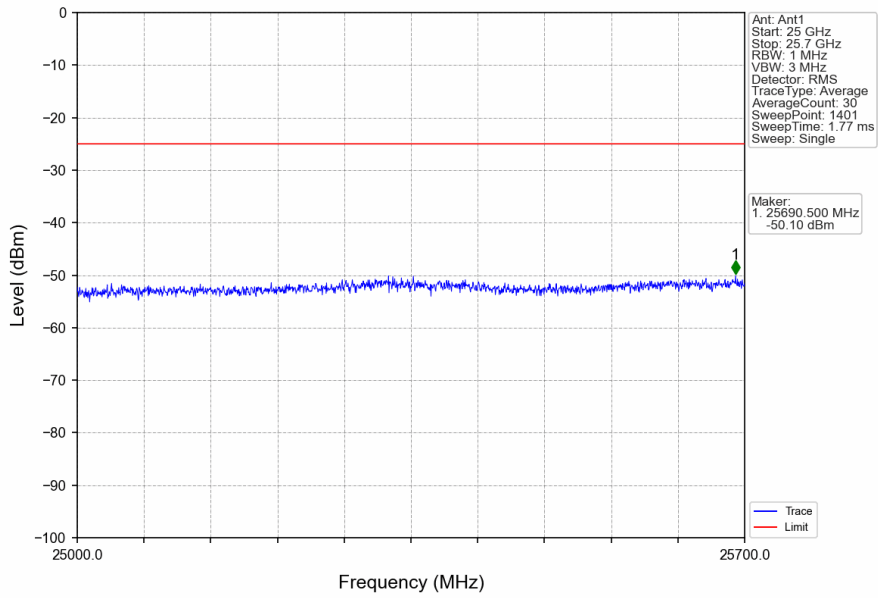
Band7_10MHz_16QAM_LCH_2505MHz_RB_1_0_NTNV



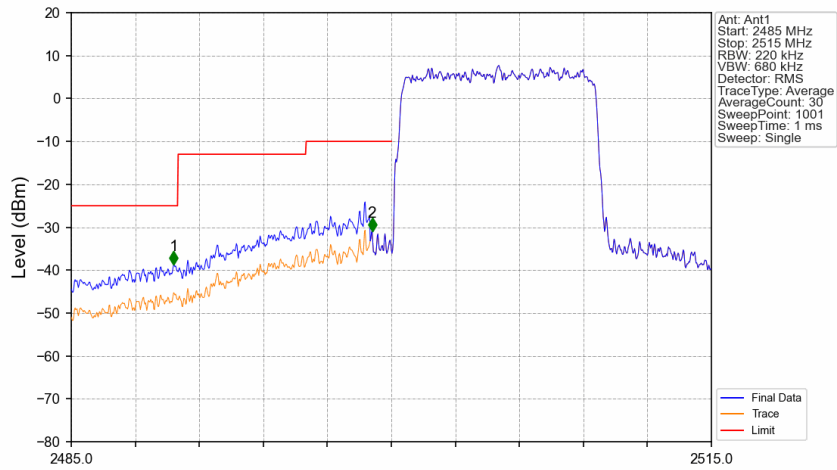
Band7_10MHz_16QAM_LCH_2505MHz_RB_1_0_NTNV



Band7_10MHz_16QAM_LCH_2505MHz_RB_1_0_NTNV

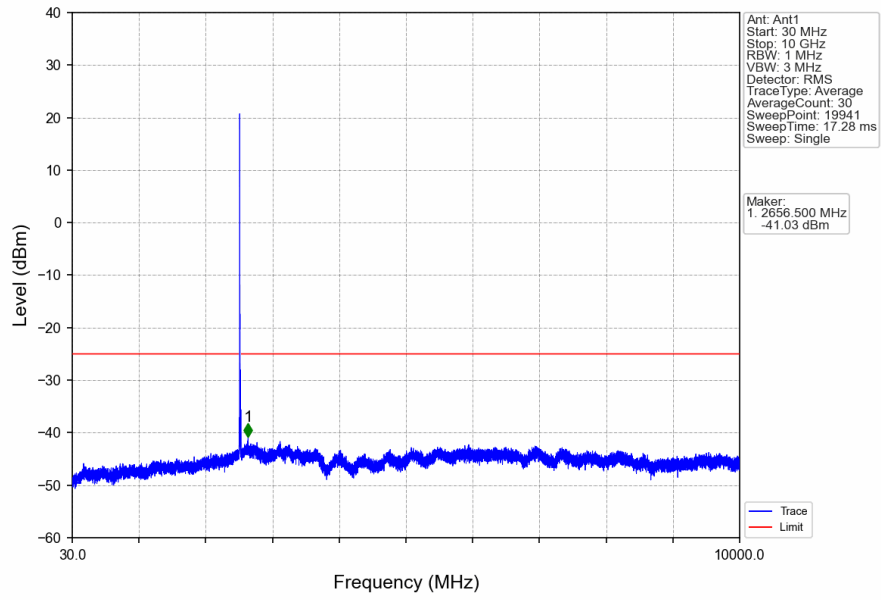


Band7_10MHz_16QAM_LCH_2505MHz_RB_50_0_NTNV

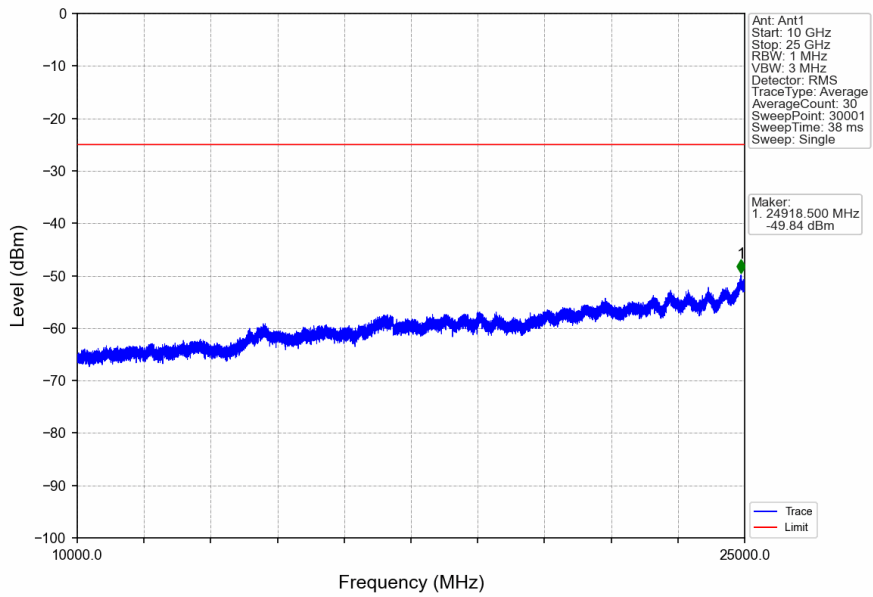


Start (MHz)	Stop (MHz)	RBW (MHz)	RBW Factor(dB)	Marker No.	Freq (MHz)	Level (dBm)	Limit (dBm)	Result
2485	2499	1	6.58	1	2489.800	-38.69	-25	Pass
2499	2500	0.22	0	2	2499.100	-31.02	-10	Pass
2500	2515	0.22	0	/	/	/	/	/

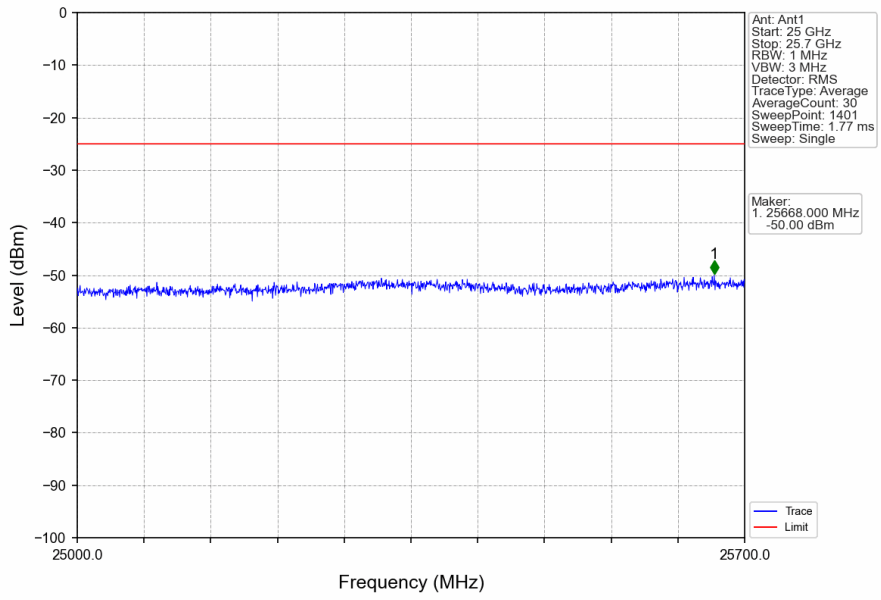
Band7_10MHz_16QAM_MCH_2535MHz_RB_1_0_NTNV



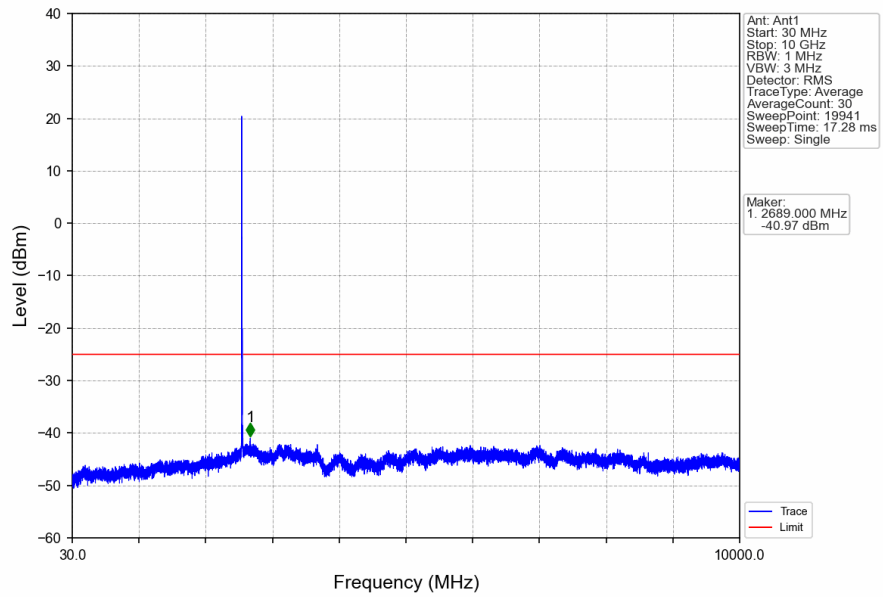
Band7_10MHz_16QAM_MCH_2535MHz_RB_1_0_NTNV



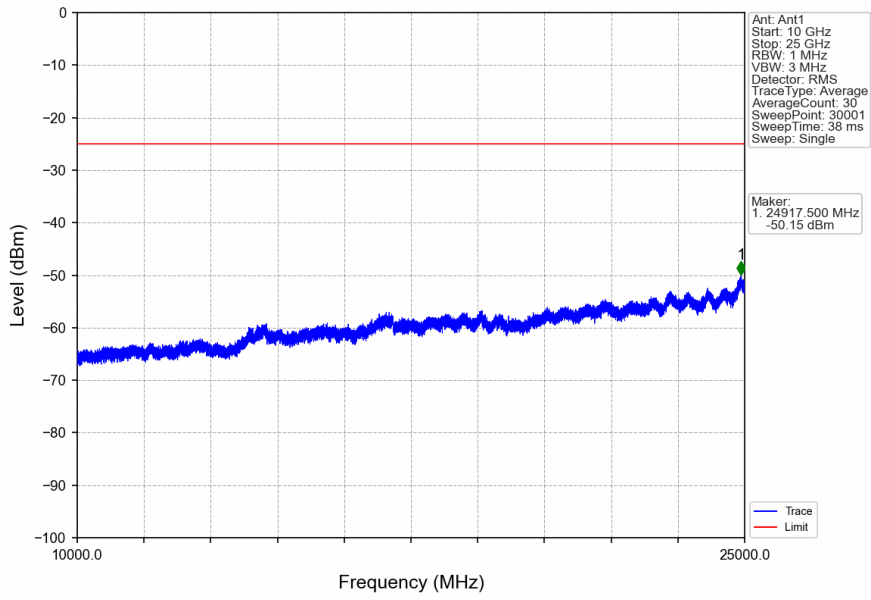
Band7_10MHz_16QAM_MCH_2535MHz_RB_1_0_NTNV



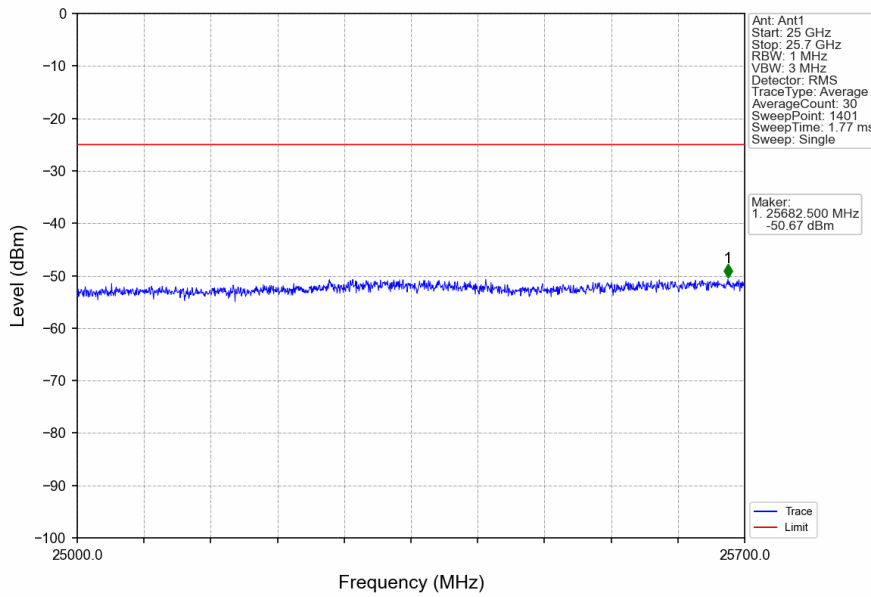
Band7_10MHz_16QAM_HCH_2565MHz_RB_1_0_NTNV



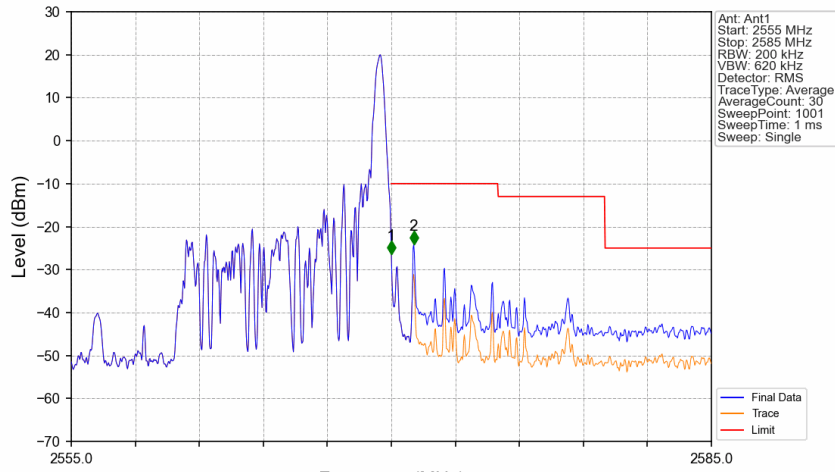
Band7_10MHz_16QAM_HCH_2565MHz_RB_1_0_NTNV



Band7_10MHz_16QAM_HCH_2565MHz_RB_1_0_NTNV

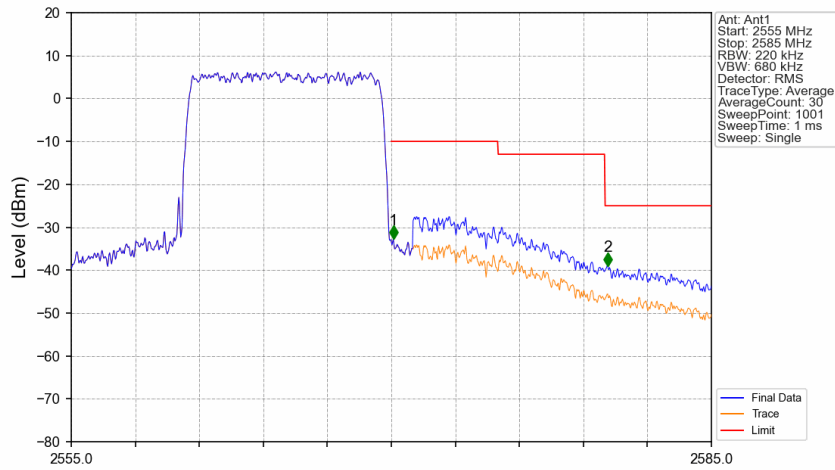


Band7_10MHz_16QAM_HCH_2565MHz_RB_1_49_NTNV



Start (MHz)	Stop (MHz)	RBW (MHz)	RBW Factor(dB)	Marker No.	Freq (MHz)	Level (dBm)	Limit (dBm)	Result
2555	2570	0.2	0	/	/	/	/	/
2570	2571	0.2	0	1	2570.000	-26.50	-10	Pass
2571	2585	1	6.99	2	2571.050	-24.14	-10	Pass

Band7_10MHz_16QAM_HCH_2565MHz_RB_50_0_NTNV



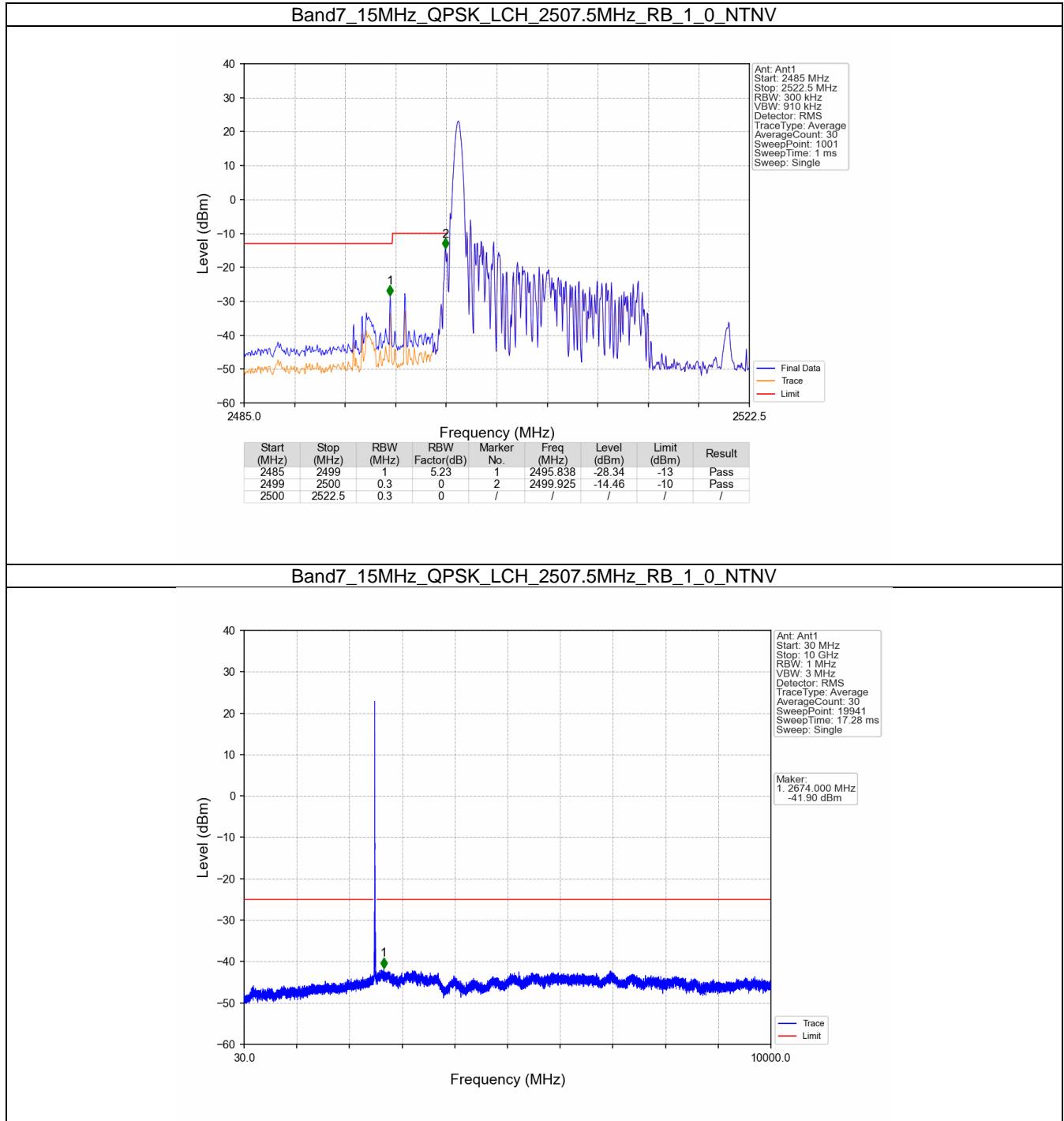
Start (MHz)	Stop (MHz)	RBW (MHz)	RBW Factor(dB)	Marker No.	Freq (MHz)	Level (dBm)	Limit (dBm)	Result
2555	2570	0.22	0	/	/	/	/	/
2570	2571	0.22	0	1	2570.090	-32.80	-10	Pass
2571	2585	1	6.58	2	2580.140	-38.99	-25	Pass

5.3 B7_15MHz

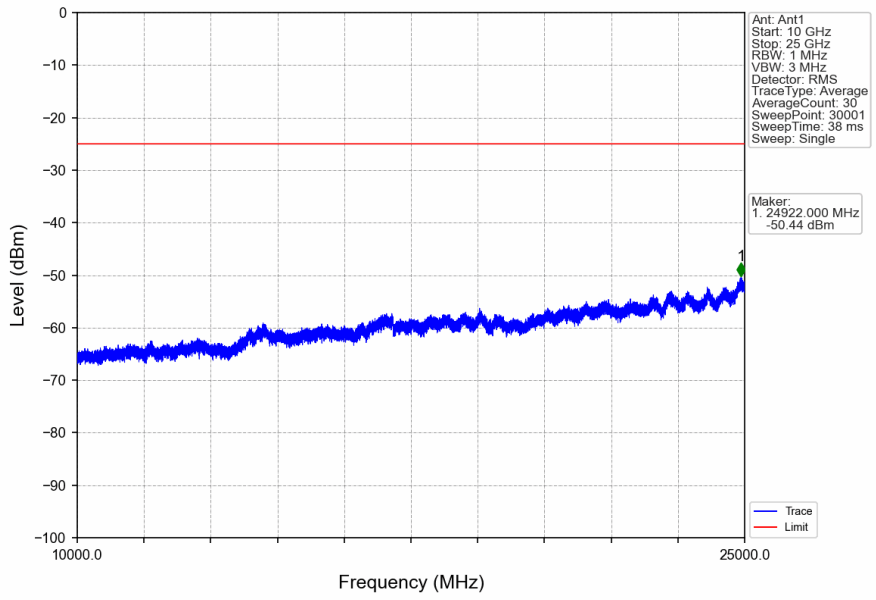
5.3.1 Test Result

Band: 7 / Bandwidth: 15MHz / NTV						
Modulation	Frequency (MHz)	RB Allocation		Spurious Emission		Verdict
		Size	Offset	Result	Limit	
QPSK	2507.5	1	0	Refer To Test Graph		Pass
		75	0	Refer To Test Graph		Pass
	2535	1	0	Refer To Test Graph		Pass
	2562.5	1	0	Refer To Test Graph		Pass
			74	Refer To Test Graph		Pass
		75	0	Refer To Test Graph		Pass
16QAM	2507.5	1	0	Refer To Test Graph		Pass
		75	0	Refer To Test Graph		Pass
	2535	1	0	Refer To Test Graph		Pass
	2562.5	1	0	Refer To Test Graph		Pass
			74	Refer To Test Graph		Pass
		75	0	Refer To Test Graph		Pass

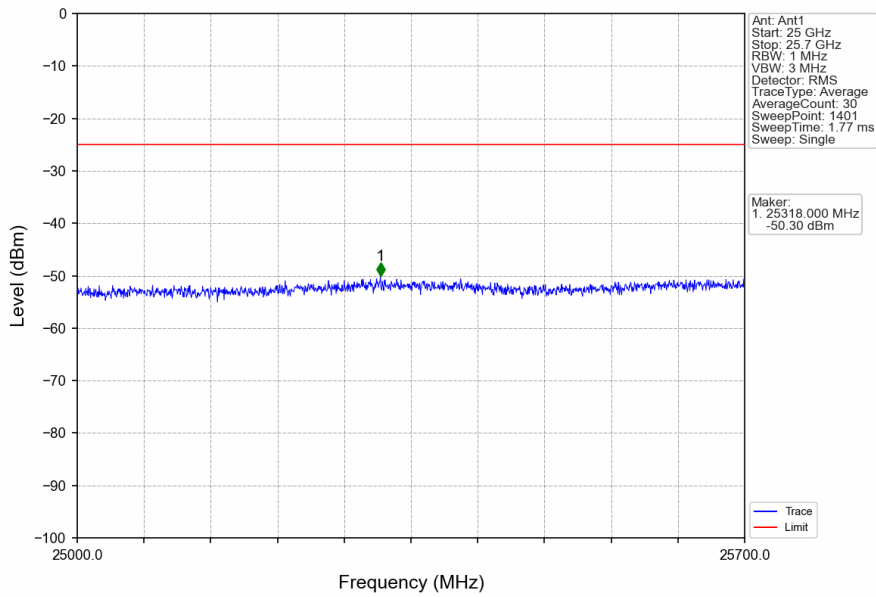
5.3.2 Test Graph



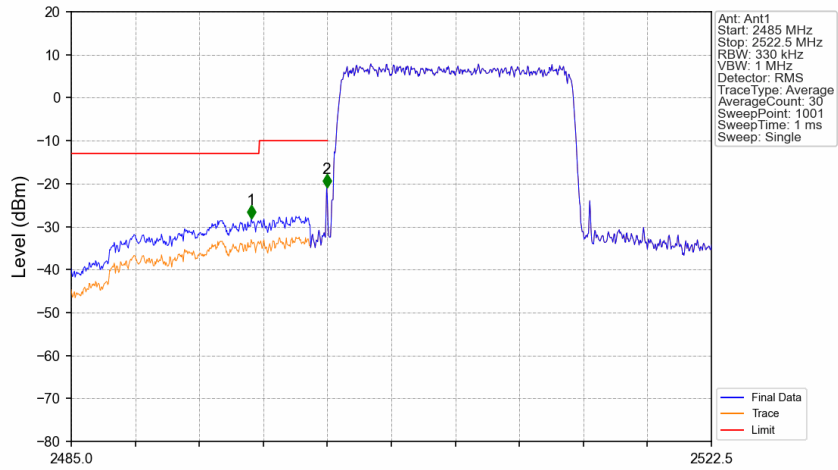
Band7_15MHz_QPSK_LCH_2507.5MHz_RB_1_0_NTNV



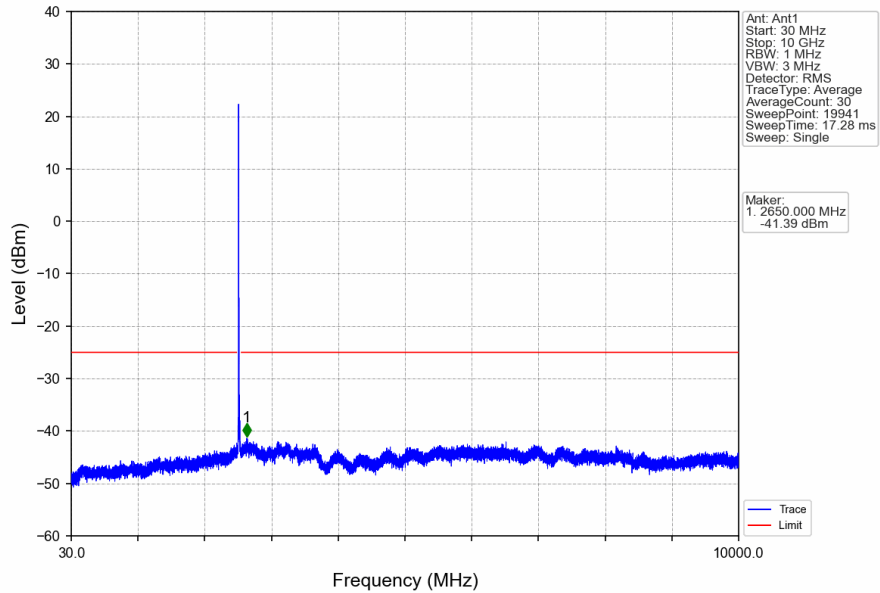
Band7_15MHz_QPSK_LCH_2507.5MHz_RB_1_0_NTNV



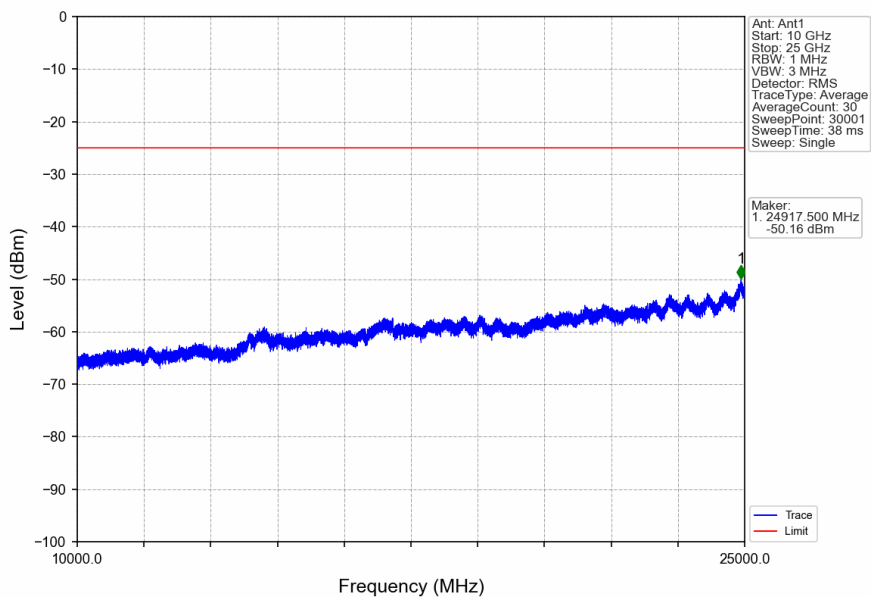
Band7_15MHz_QPSK_LCH_2507.5MHz_RB_75_0_NTNV



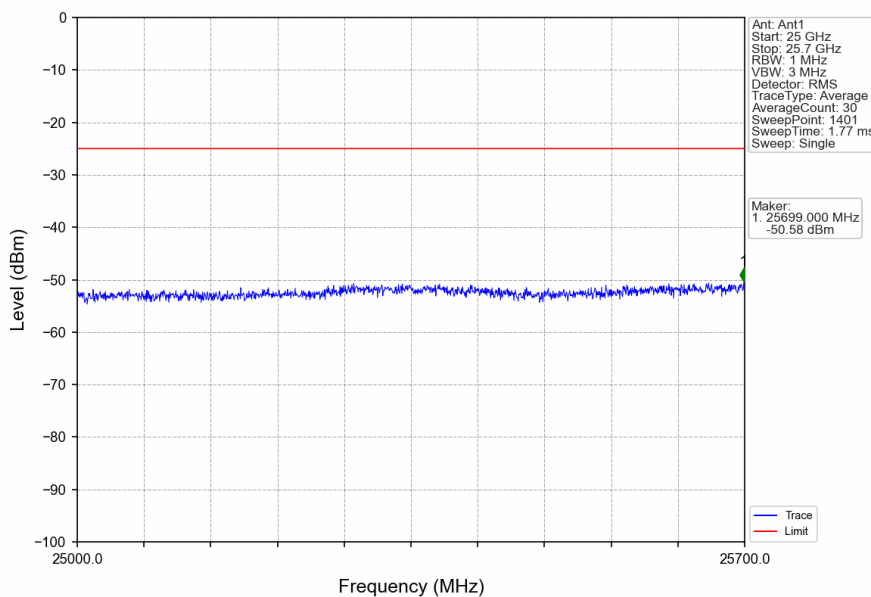
Band7_15MHz_QPSK_MCH_2535MHz_RB_1_0_NTNV



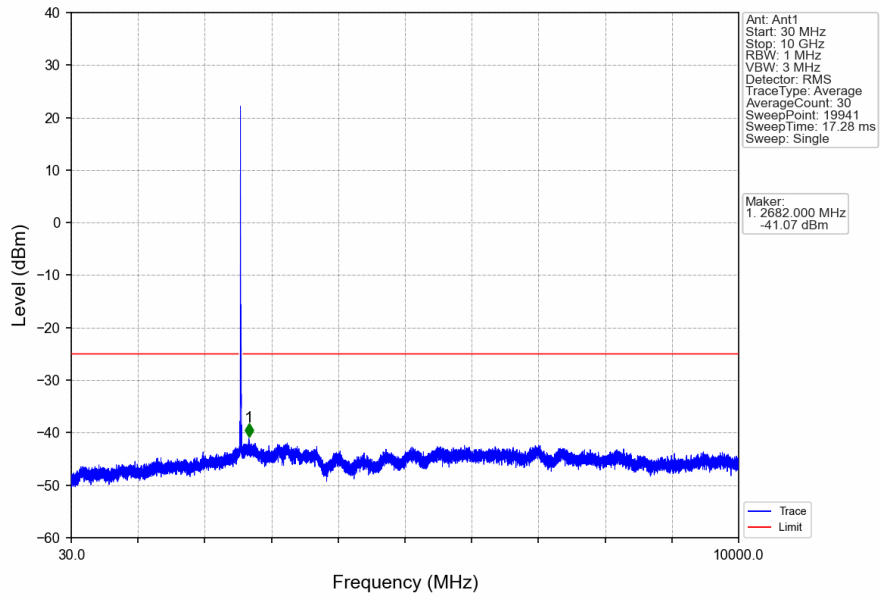
Band7_15MHz_QPSK_MCH_2535MHz_RB_1_0_NTNV



Band7_15MHz_QPSK_MCH_2535MHz_RB_1_0_NTNV



Band7_15MHz_QPSK_HCH_2562.5MHz_RB_1_0_NTNV



Band7_15MHz_QPSK_HCH_2562.5MHz_RB_1_0_NTNV

