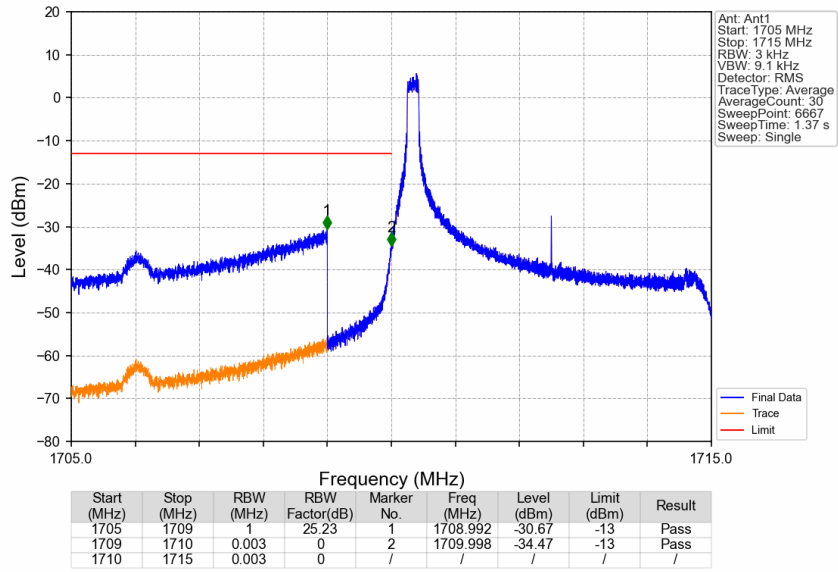
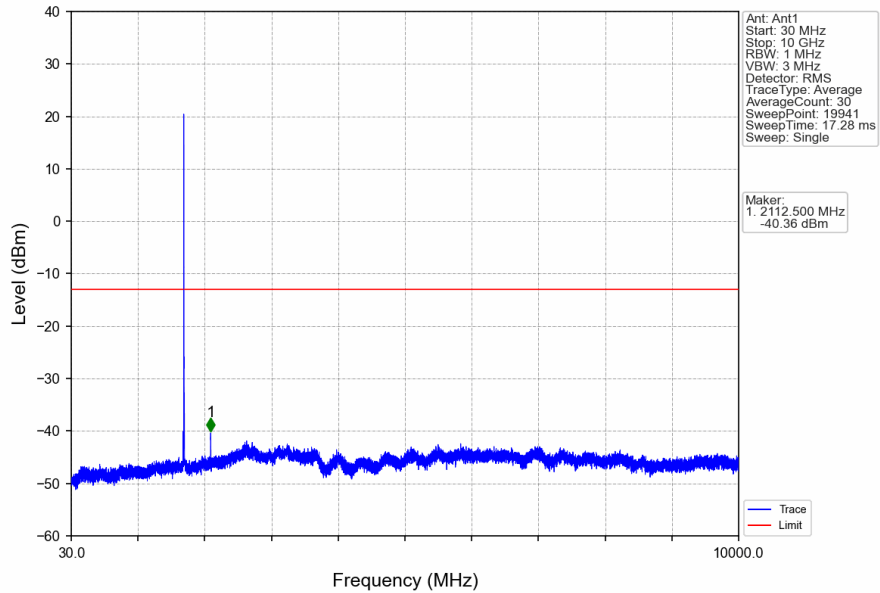


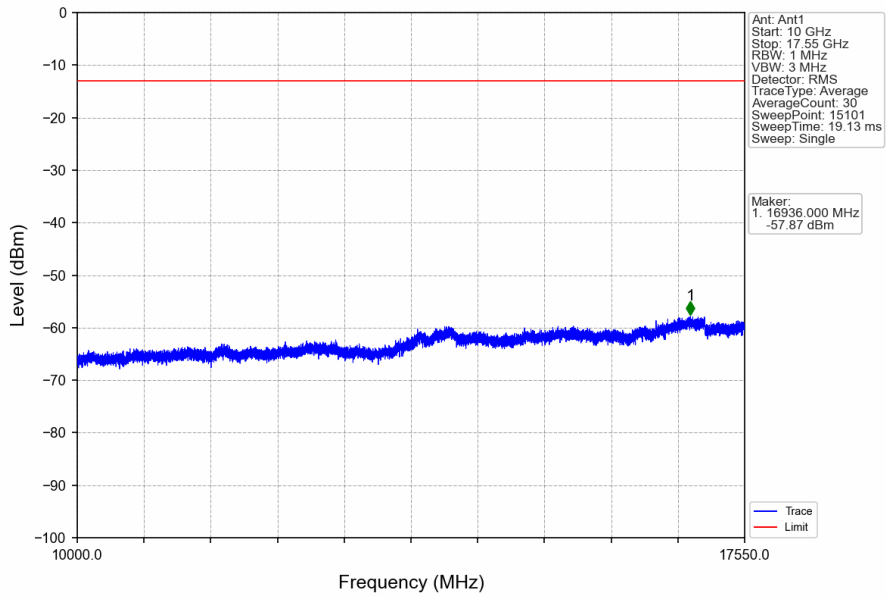
Band4_5MHz_16QAM_LCH_1712.5MHz_RB_1_0_NTNV



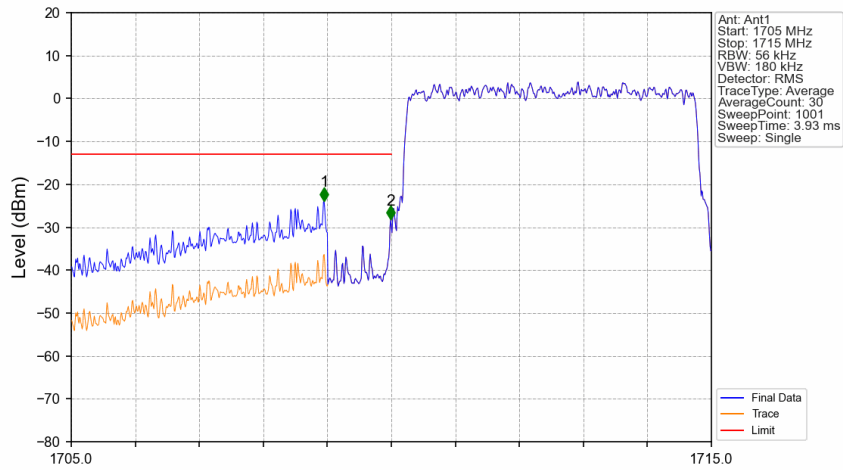
Band4_5MHz_16QAM_LCH_1712.5MHz_RB_1_0_NTNV



Band4_5MHz_16QAM_LCH_1712.5MHz_RB_1_0_NTNV

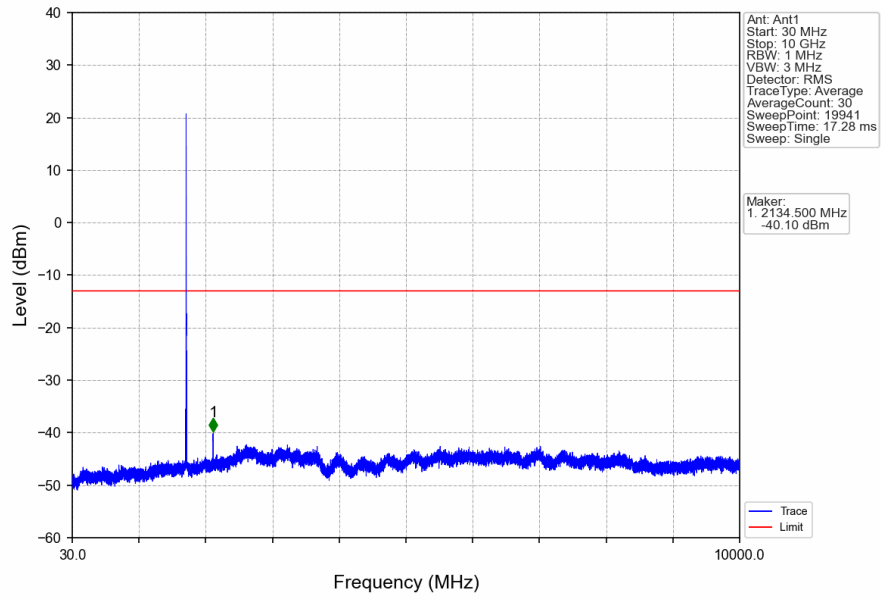


Band4_5MHz_16QAM_LCH_1712.5MHz_RB_25_0_NTNV

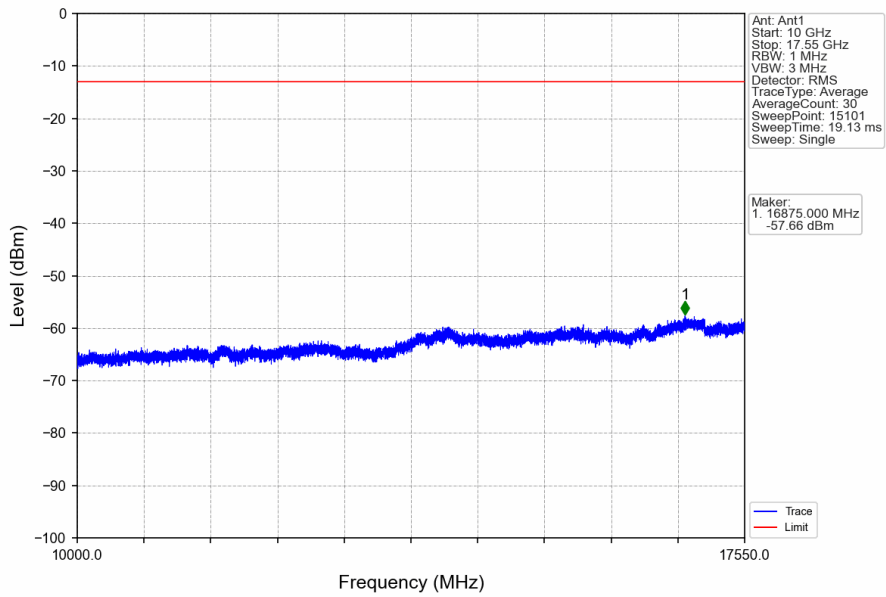


Start (MHz)	Stop (MHz)	RBW (MHz)	RBW Factor(dB)	Marker No.	Freq (MHz)	Level (dBm)	Limit (dBm)	Result
1705	1709	1	12.52	1	1708.950	-23.86	-13	Pass
1709	1710	0.056	0	2	1709.990	-28.18	-13	Pass
1710	1715	0.056	0	/	/	/	/	/

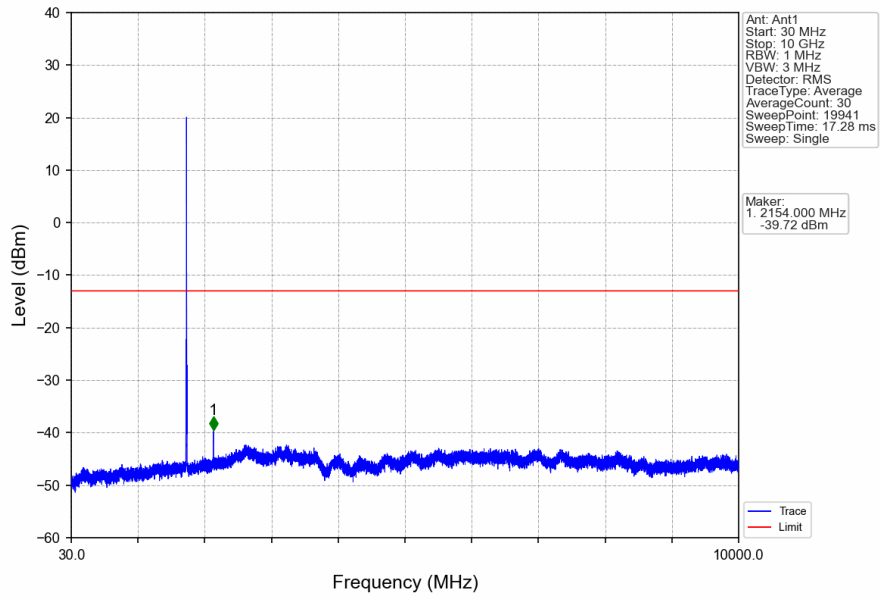
Band4_5MHz_16QAM_MCH_1732.5MHz_RB_1_0_NTNV



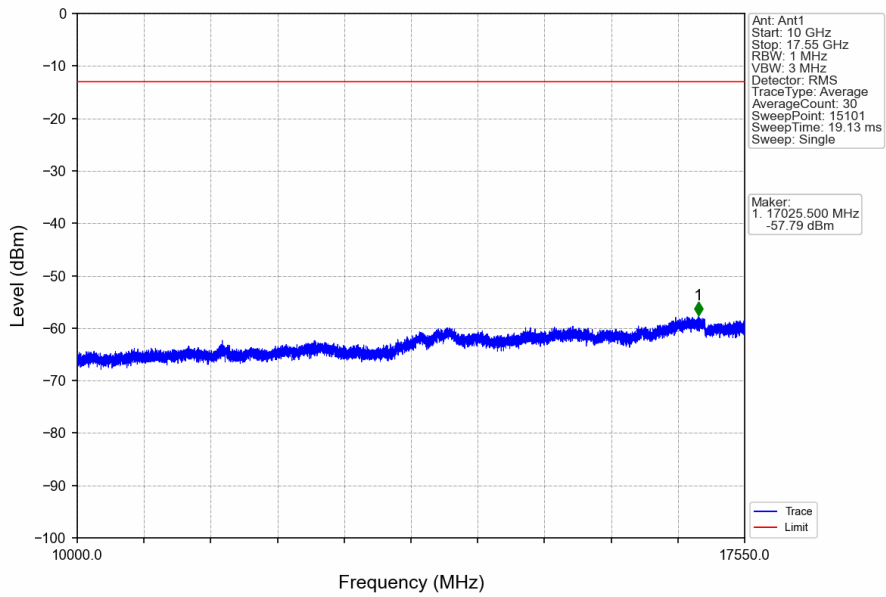
Band4_5MHz_16QAM_MCH_1732.5MHz_RB_1_0_NTNV



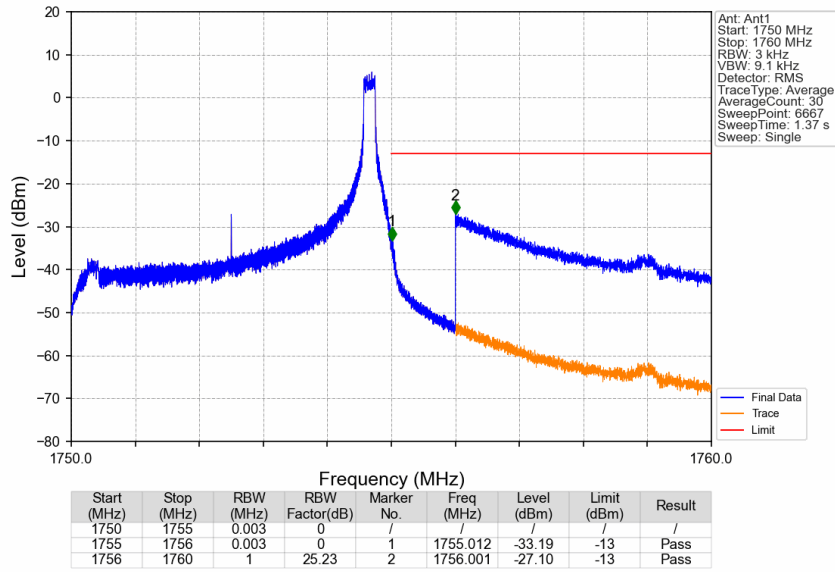
Band4_5MHz_16QAM_HCH_1752.5MHz_RB_1_0_NTNV



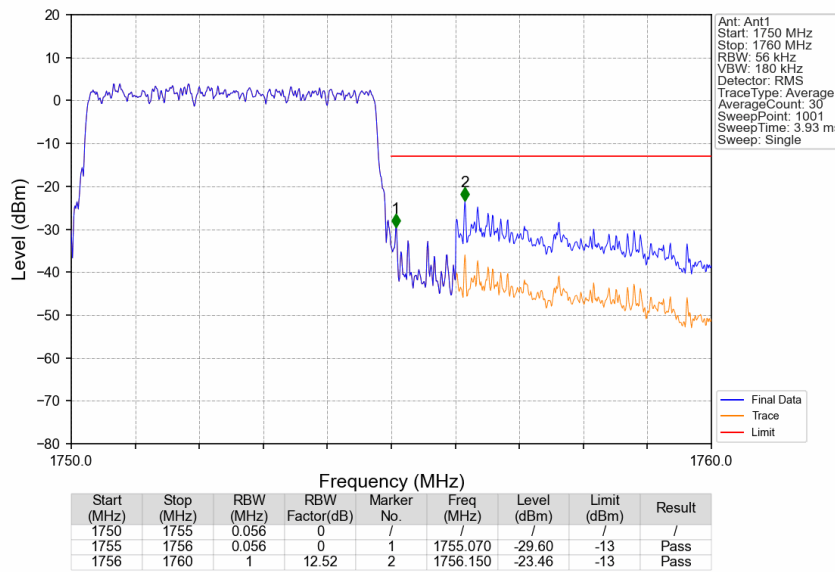
Band4_5MHz_16QAM_HCH_1752.5MHz_RB_1_0_NTNV



Band4_5MHz_16QAM_HCH_1752.5MHz_RB_1_24_NTNV



Band4_5MHz_16QAM_HCH_1752.5MHz_RB_25_0_NTNV

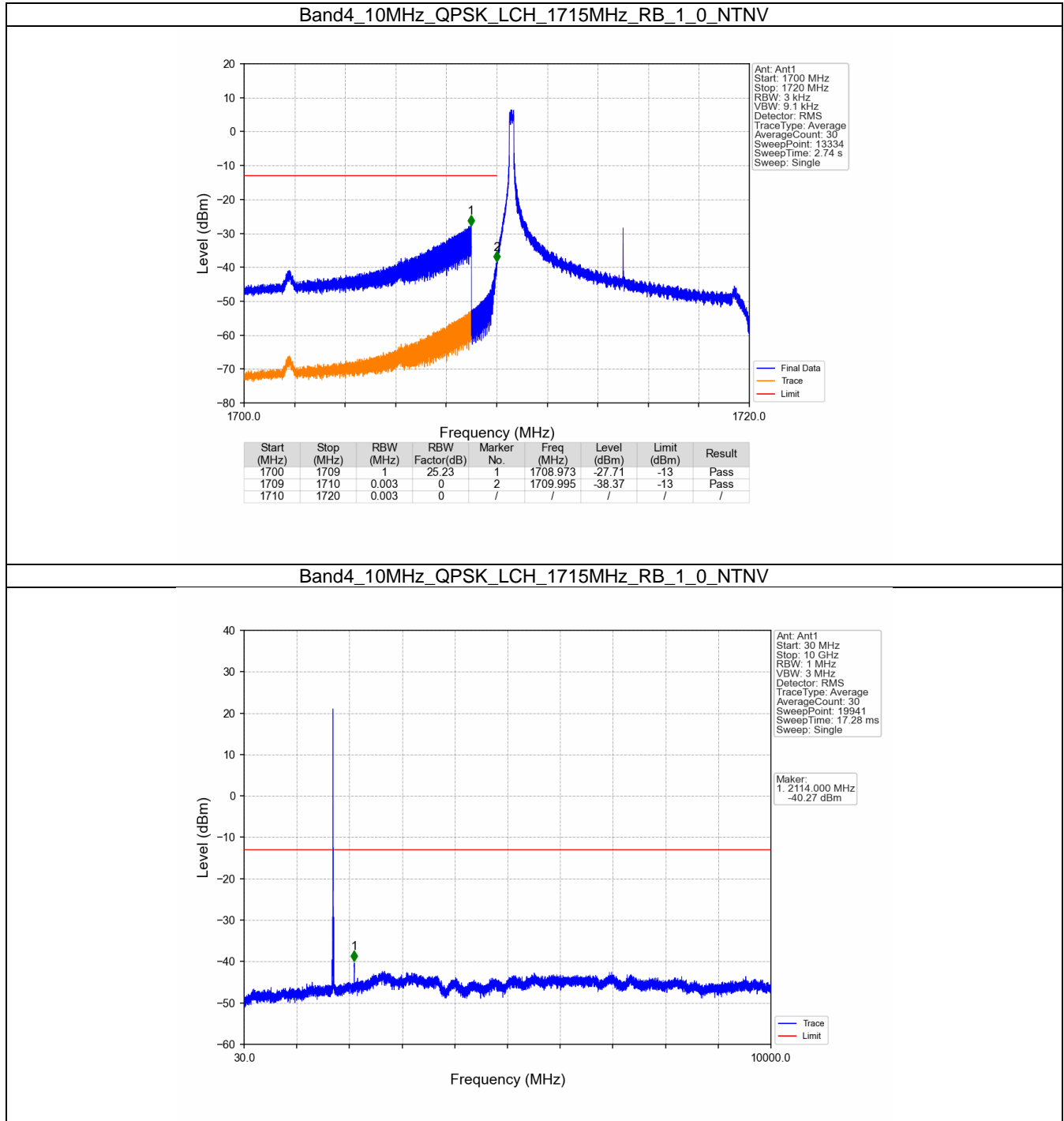


3.4 B4_10MHz

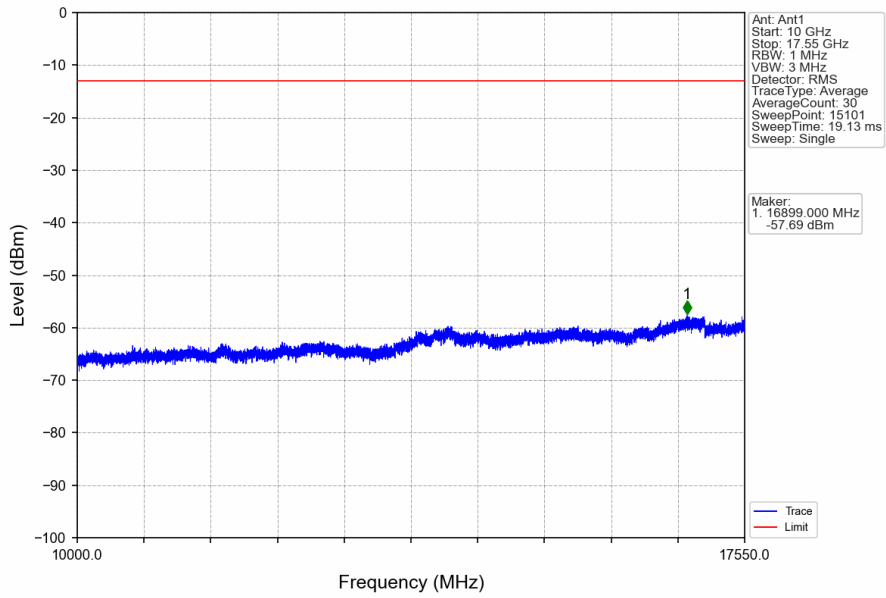
3.4.1 Test Result

Band: 4 / Bandwidth: 10MHz / NTV						
Modulation	Frequency (MHz)	RB Allocation		Spurious Emission		Verdict
		Size	Offset	Result	Limit	
QPSK	1715	1	0	Refer To Test Graph		Pass
		50	0	Refer To Test Graph		Pass
	1732.5	1	0	Refer To Test Graph		Pass
	1750	1	0	Refer To Test Graph		Pass
			49	Refer To Test Graph		Pass
		50	0	Refer To Test Graph		Pass
16QAM	1715	1	0	Refer To Test Graph		Pass
		50	0	Refer To Test Graph		Pass
	1732.5	1	0	Refer To Test Graph		Pass
	1750	1	0	Refer To Test Graph		Pass
			49	Refer To Test Graph		Pass
		50	0	Refer To Test Graph		Pass

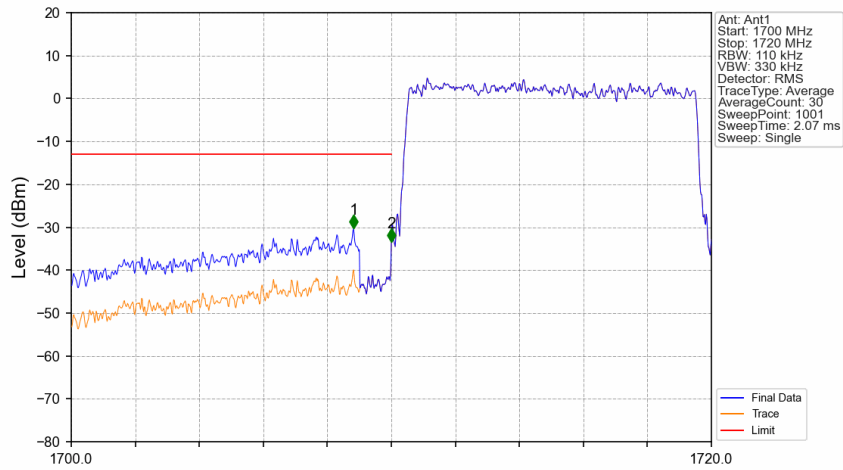
3.4.2 Test Graph



Band4_10MHz_QPSK_LCH_1715MHz_RB_1_0_NTNV

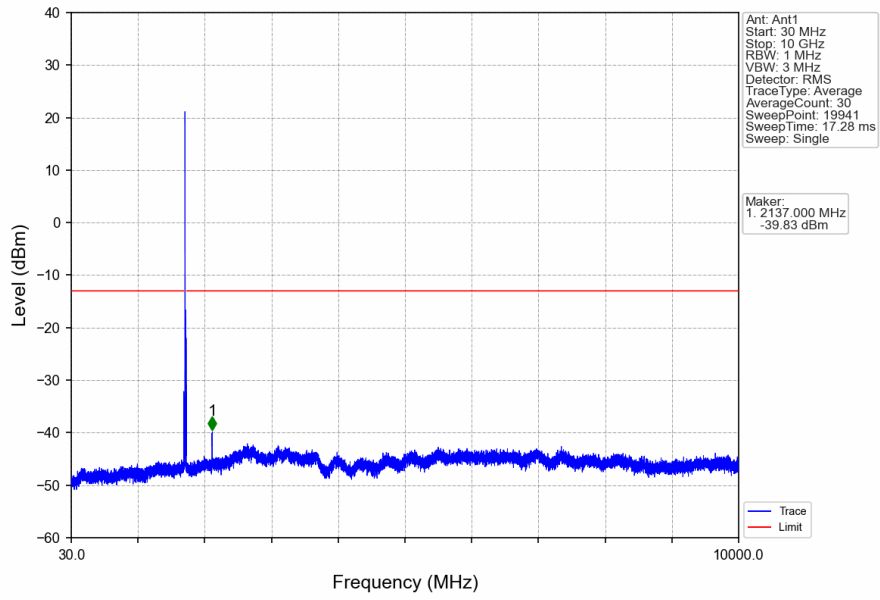


Band4_10MHz_QPSK_LCH_1715MHz_RB_50_0_NTNV

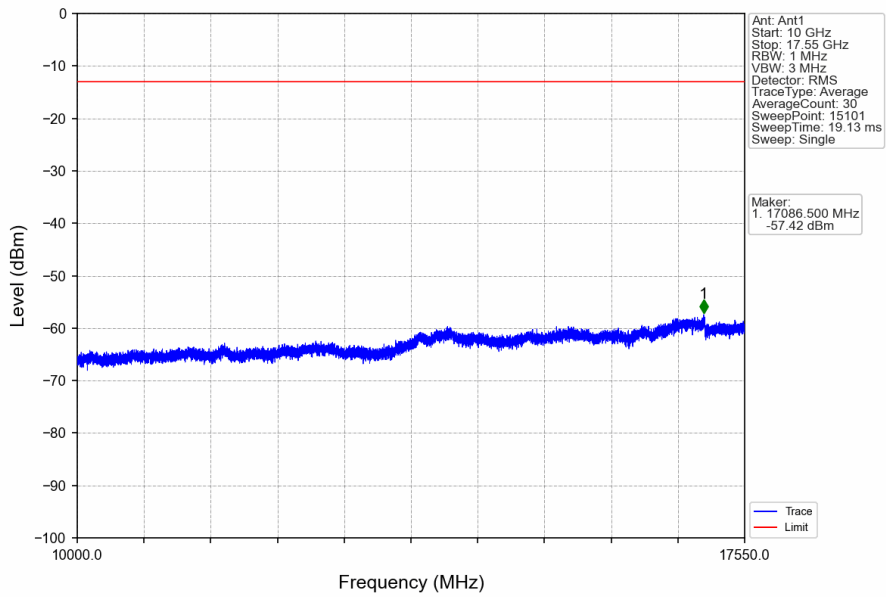


Start (MHz)	Stop (MHz)	RBW (MHz)	RBW Factor(dB)	Marker No.	Freq (MHz)	Level (dBm)	Limit (dBm)	Result
1700	1709	1	9.59	1	1708.820	-30.34	-13	Pass
1709	1710	0.11	0	2	1710.000	-33.40	-13	Pass
1710	1720	0.11	0	/	/	/	/	/

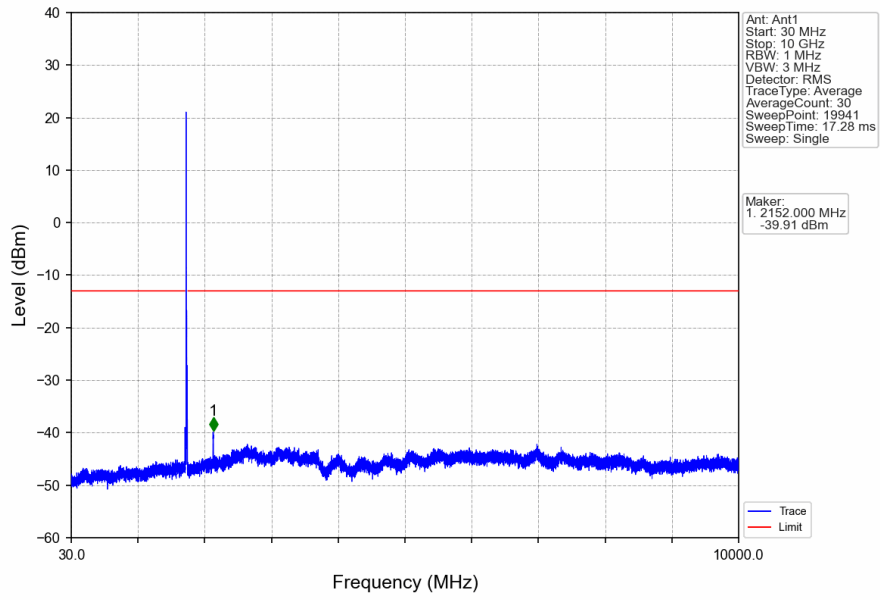
Band4_10MHz_QPSK_MCH_1732.5MHz_RB_1_0_NTNV



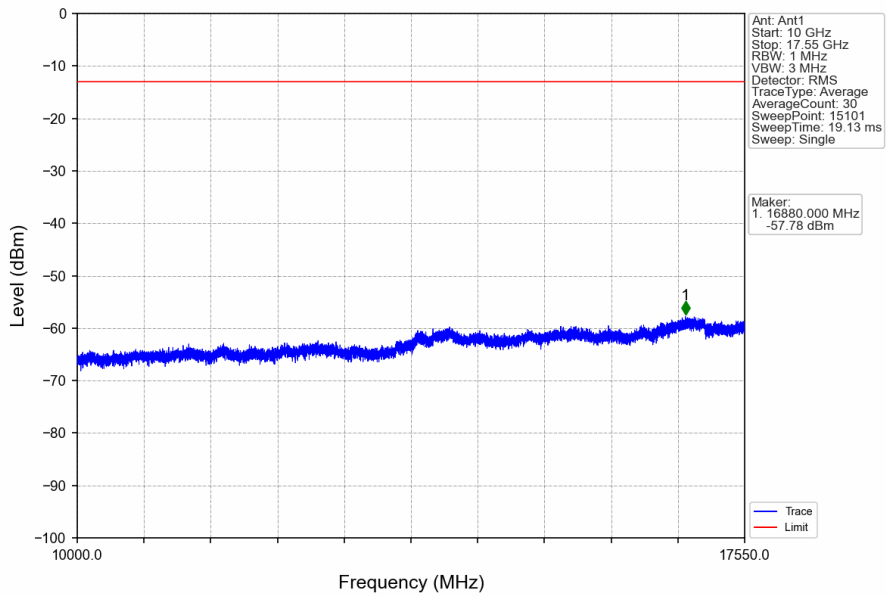
Band4_10MHz_QPSK_MCH_1732.5MHz_RB_1_0_NTNV



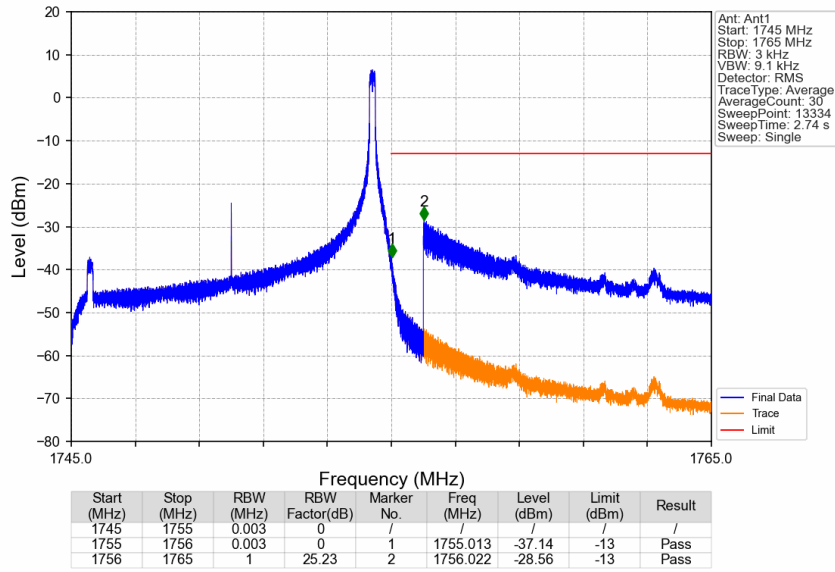
Band4_10MHz_QPSK_HCH_1750MHz_RB_1_0_NTNV



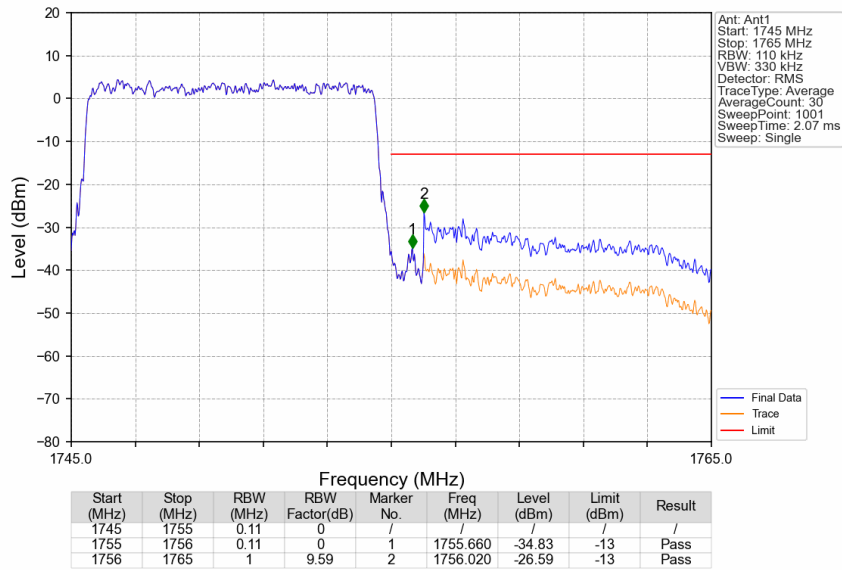
Band4_10MHz_QPSK_HCH_1750MHz_RB_1_0_NTNV



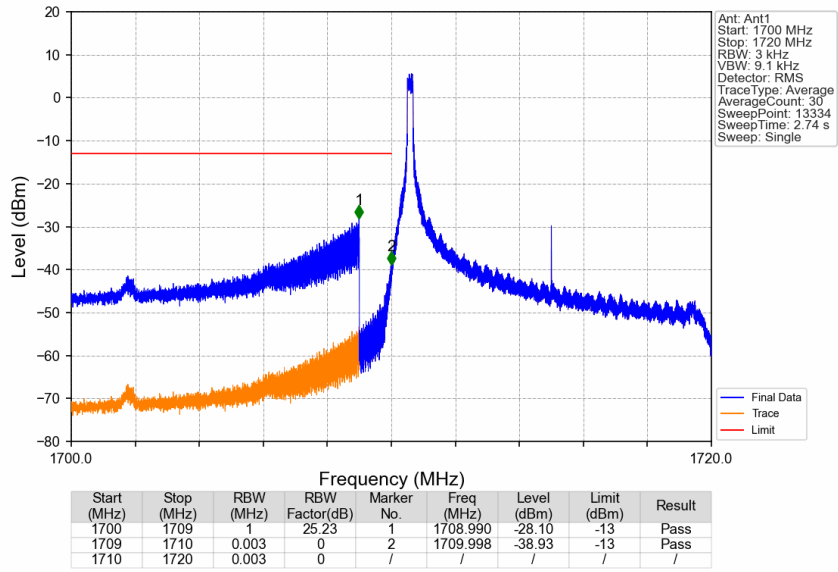
Band4_10MHz_QPSK_HCH_1750MHz_RB_1_49_NTNV



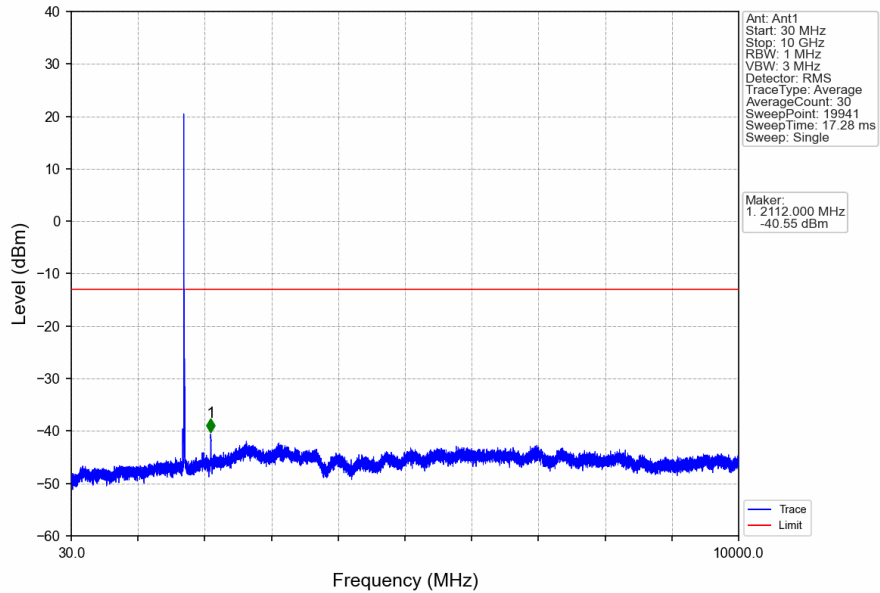
Band4_10MHz_QPSK_HCH_1750MHz_RB_50_0_NTNV



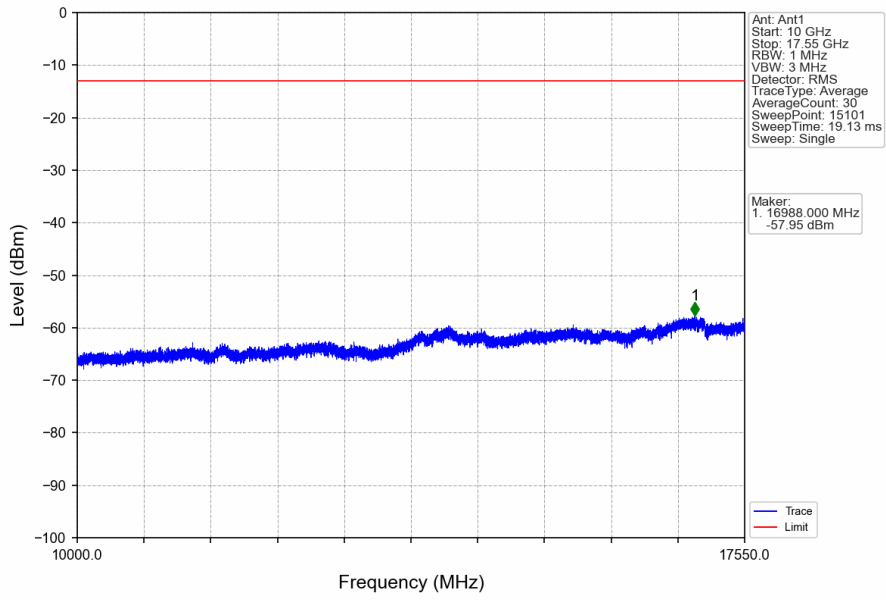
Band4_10MHz_16QAM_LCH_1715MHz_RB_1_0_NTNV



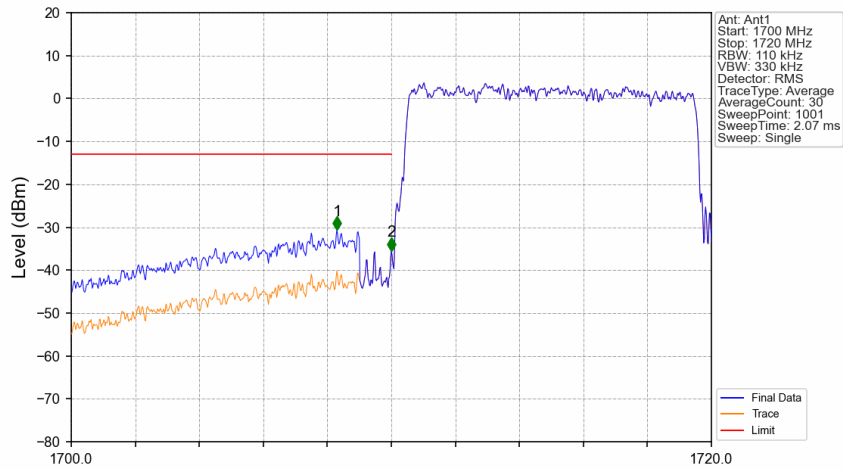
Band4_10MHz_16QAM_LCH_1715MHz_RB_1_0_NTNV



Band4_10MHz_16QAM_LCH_1715MHz_RB_1_0_NTNV

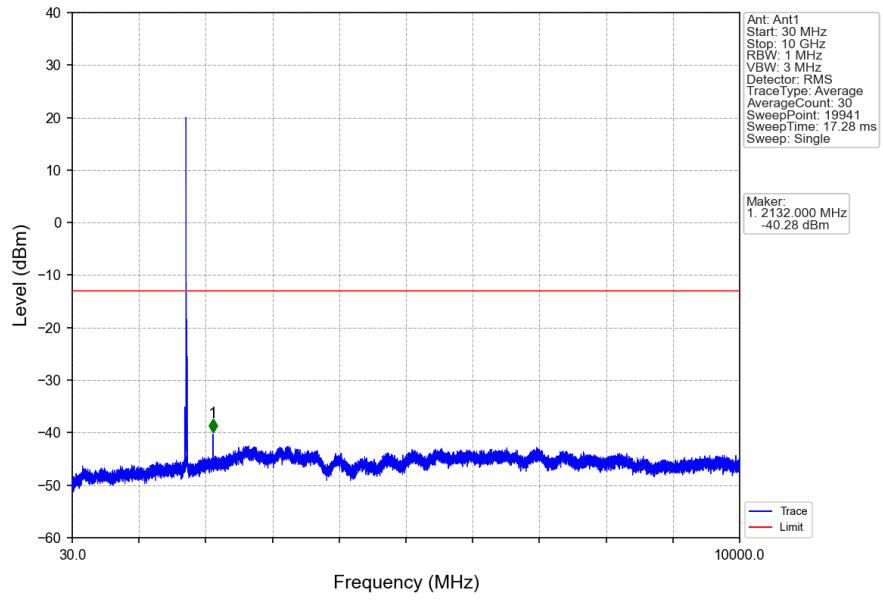


Band4_10MHz_16QAM_LCH_1715MHz_RB_50_0_NTNV

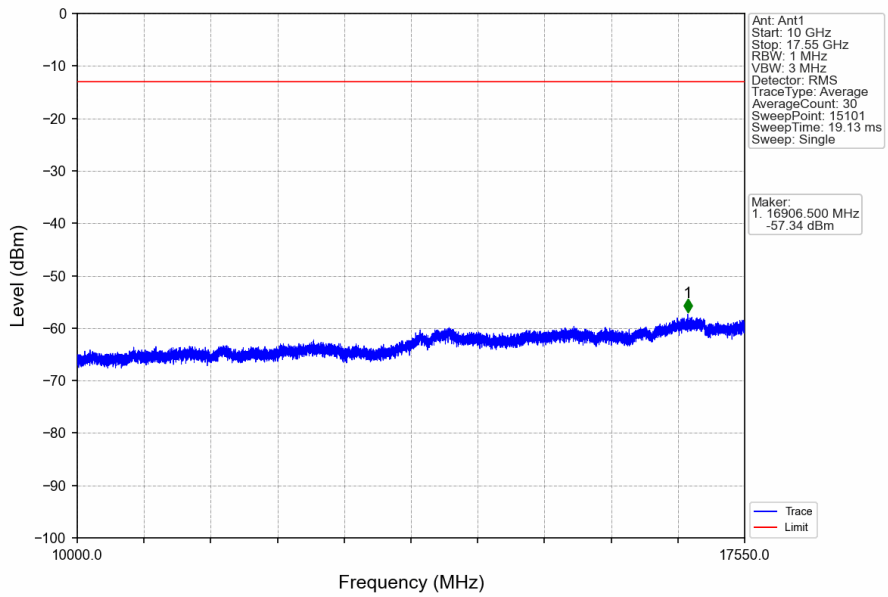


Start (MHz)	Stop (MHz)	RBW (MHz)	RBW Factor(dB)	Marker No.	Freq (MHz)	Level (dBm)	Limit (dBm)	Result
1700	1709	1	9.59	1	1708.300	-30.60	-13	Pass
1709	1710	0.11	0	2	1710.000	-35.47	-13	Pass
1710	1720	0.11	0	/	/	/	/	/

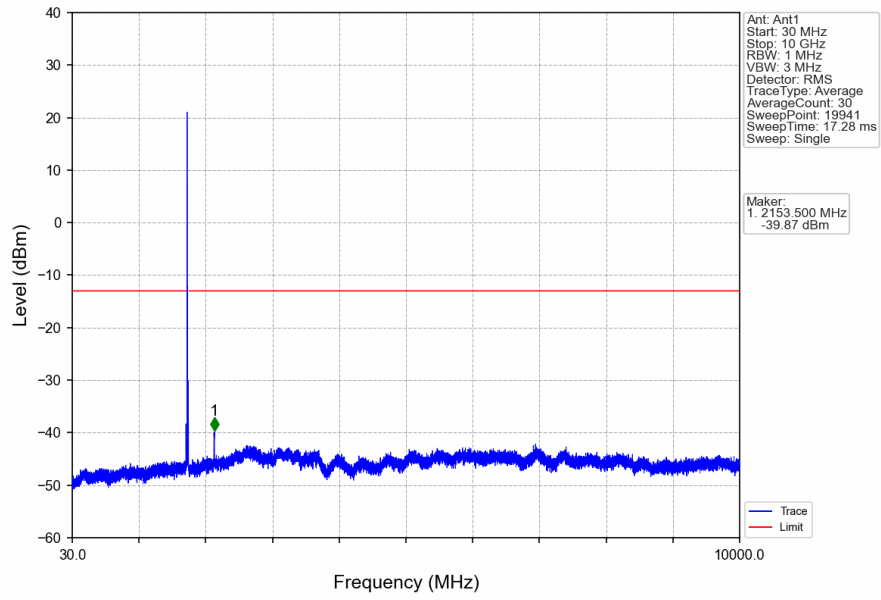
Band4_10MHz_16QAM_MCH_1732.5MHz_RB_1_0_NTNV



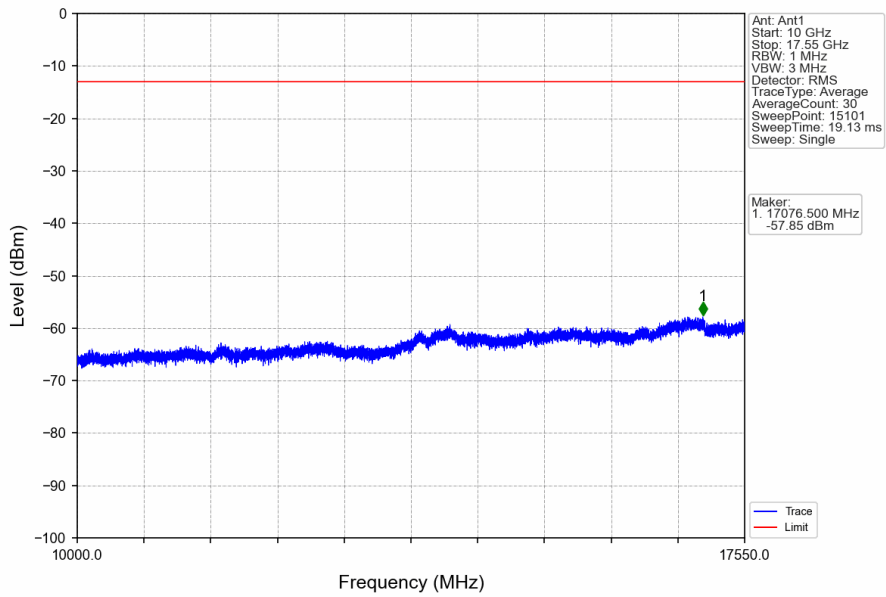
Band4_10MHz_16QAM_MCH_1732.5MHz_RB_1_0_NTNV



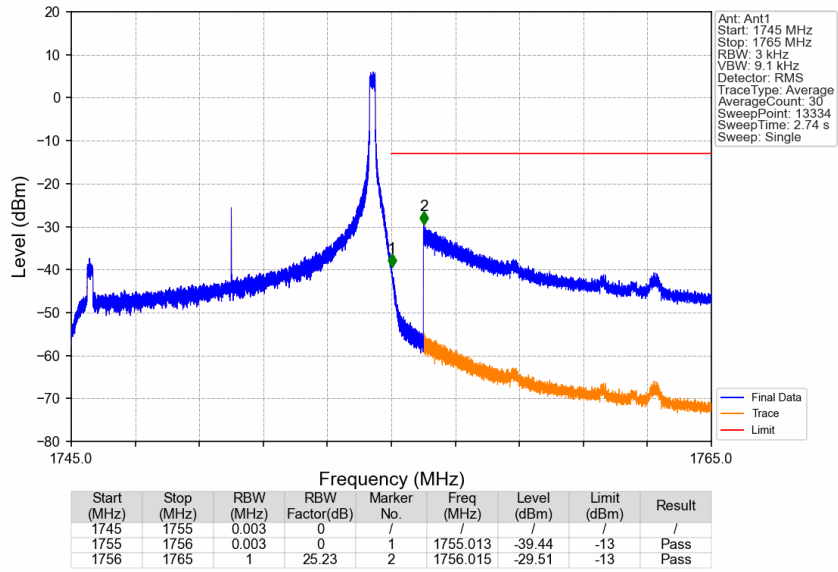
Band4_10MHz_16QAM_HCH_1750MHz_RB_1_0_NTNV



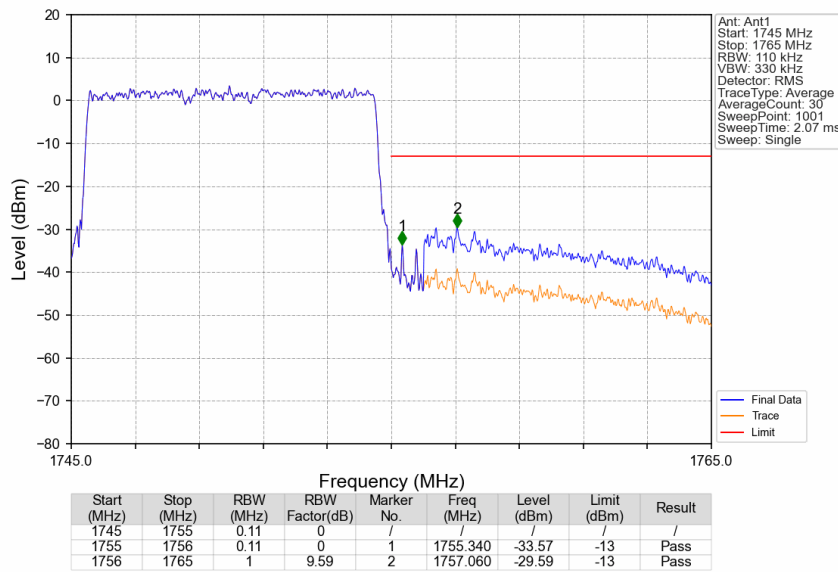
Band4_10MHz_16QAM_HCH_1750MHz_RB_1_0_NTNV



Band4_10MHz_16QAM_HCH_1750MHz_RB_1_49_NTNV



Band4_10MHz_16QAM_HCH_1750MHz_RB_50_0_NTNV

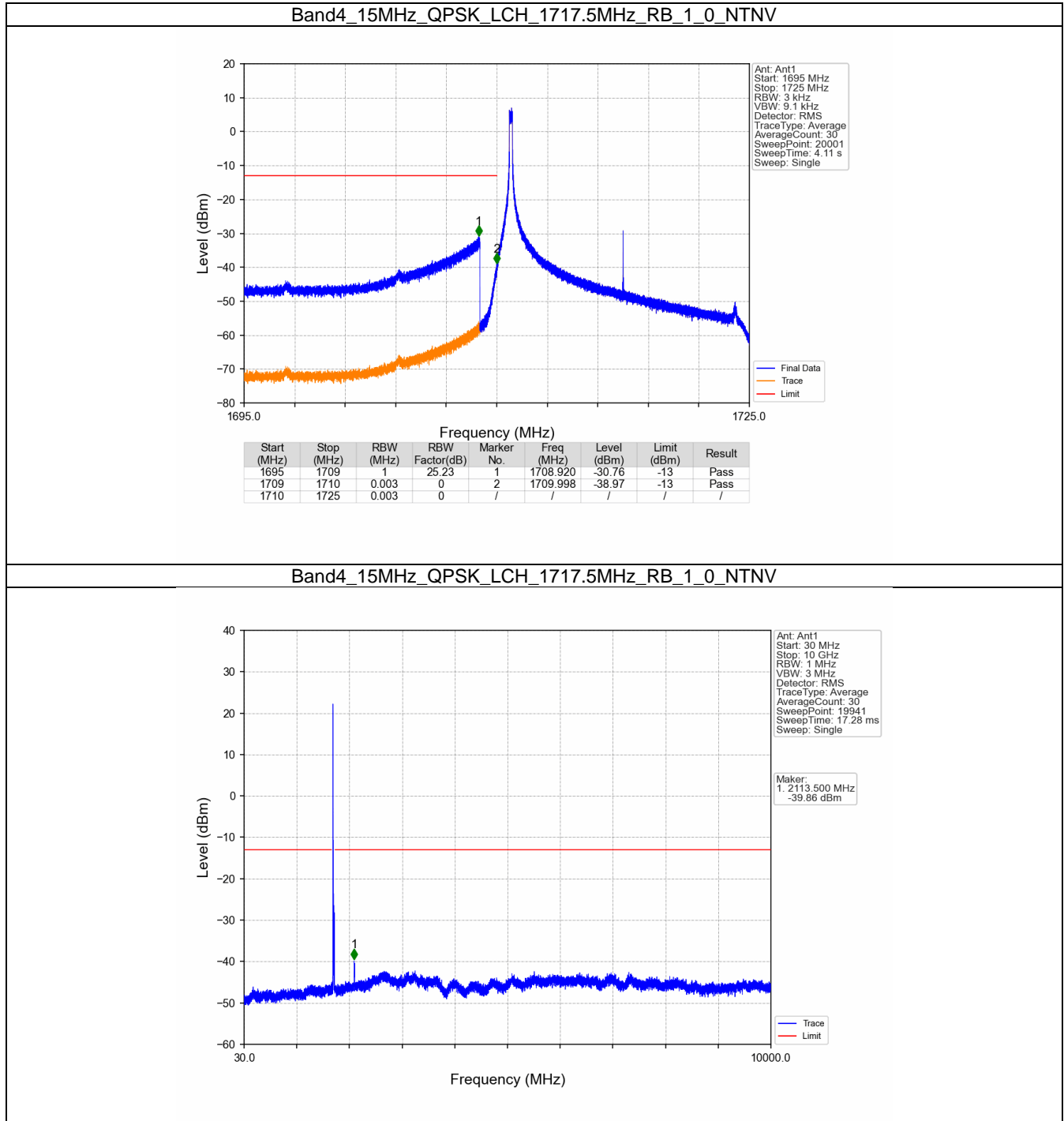


3.5 B4_15MHz

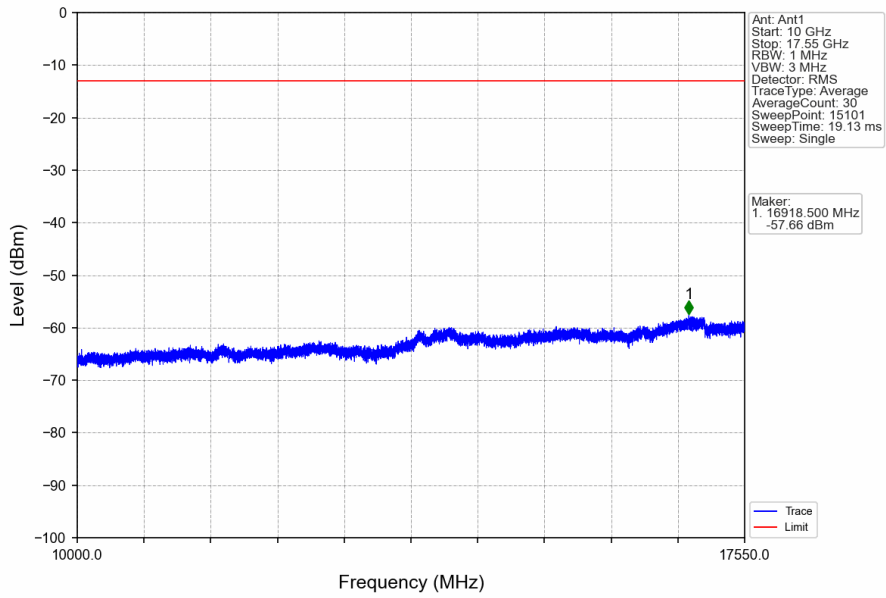
3.5.1 Test Result

Band: 4 / Bandwidth: 15MHz / NTV						
Modulation	Frequency (MHz)	RB Allocation		Spurious Emission		Verdict
		Size	Offset	Result	Limit	
QPSK	1717.5	1	0	Refer To Test Graph		Pass
		75	0	Refer To Test Graph		Pass
	1732.5	1	0	Refer To Test Graph		Pass
	1747.5	1	0	Refer To Test Graph		Pass
			74	Refer To Test Graph		Pass
		75	0	Refer To Test Graph		Pass
16QAM	1717.5	1	0	Refer To Test Graph		Pass
		75	0	Refer To Test Graph		Pass
	1732.5	1	0	Refer To Test Graph		Pass
	1747.5	1	0	Refer To Test Graph		Pass
			74	Refer To Test Graph		Pass
		75	0	Refer To Test Graph		Pass

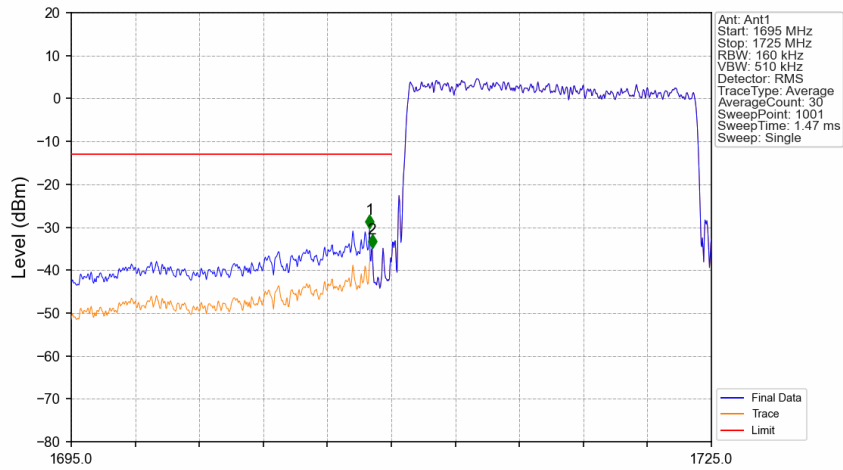
3.5.2 Test Graph



Band4_15MHz_QPSK_LCH_1717.5MHz_RB_1_0_NTNV

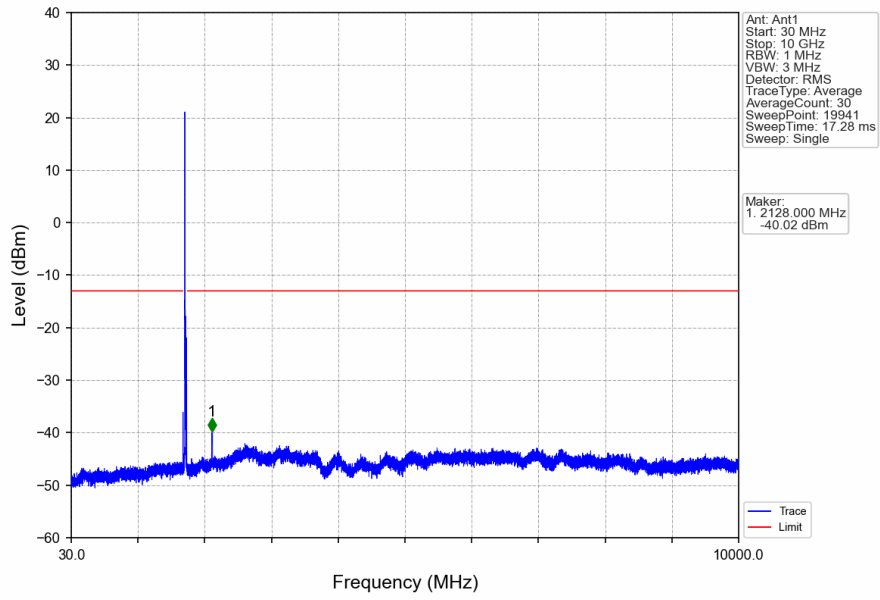


Band4_15MHz_QPSK_LCH_1717.5MHz_RB_75_0_NTNV

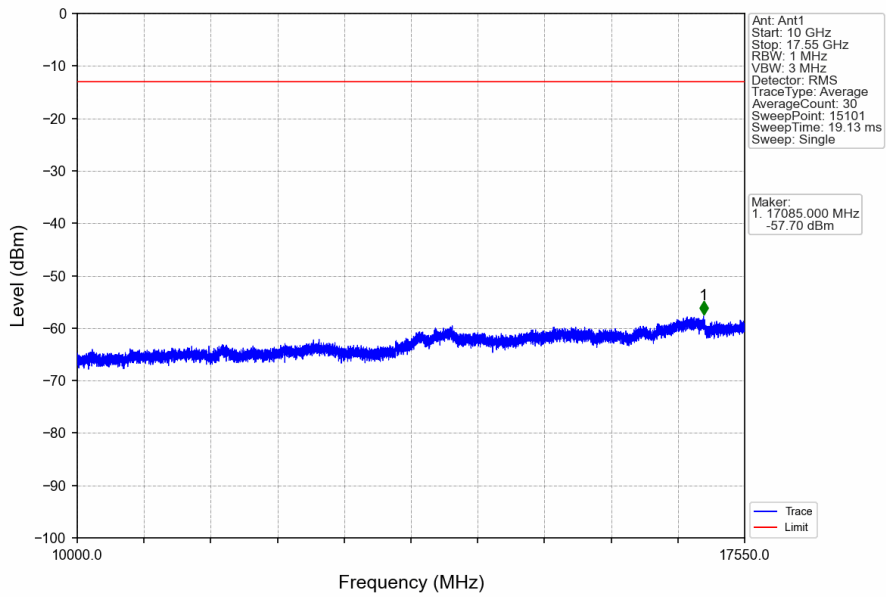


Start (MHz)	Stop (MHz)	RBW (MHz)	RBW Factor(dB)	Marker No.	Freq (MHz)	Level (dBm)	Limit (dBm)	Result
1695	1709	1	7.96	1	1708.980	-30.33	-13	Pass
1709	1710	0.16	0	2	1709.100	-34.89	-13	Pass
1710	1725	0.16	0	/	/	/	/	/

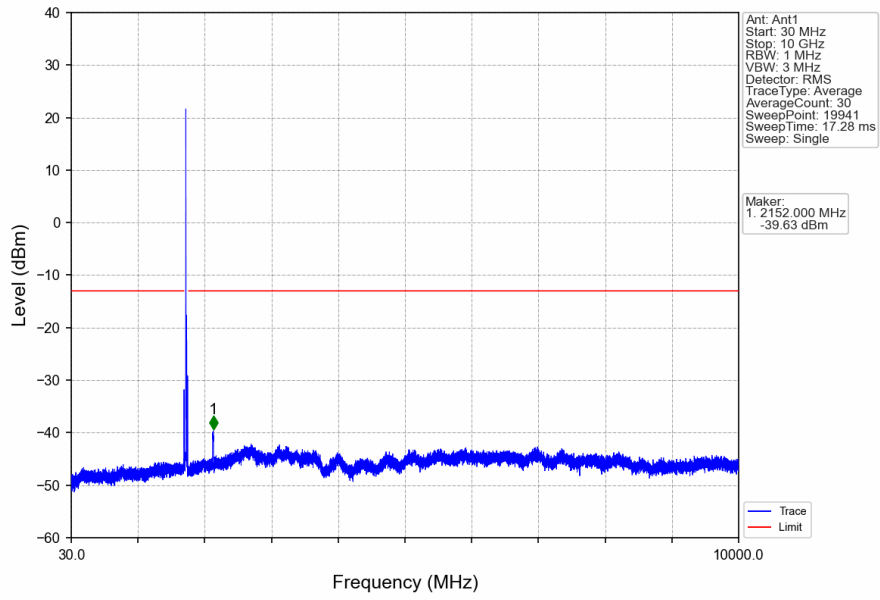
Band4_15MHz_QPSK_MCH_1732.5MHz_RB_1_0_NTNV



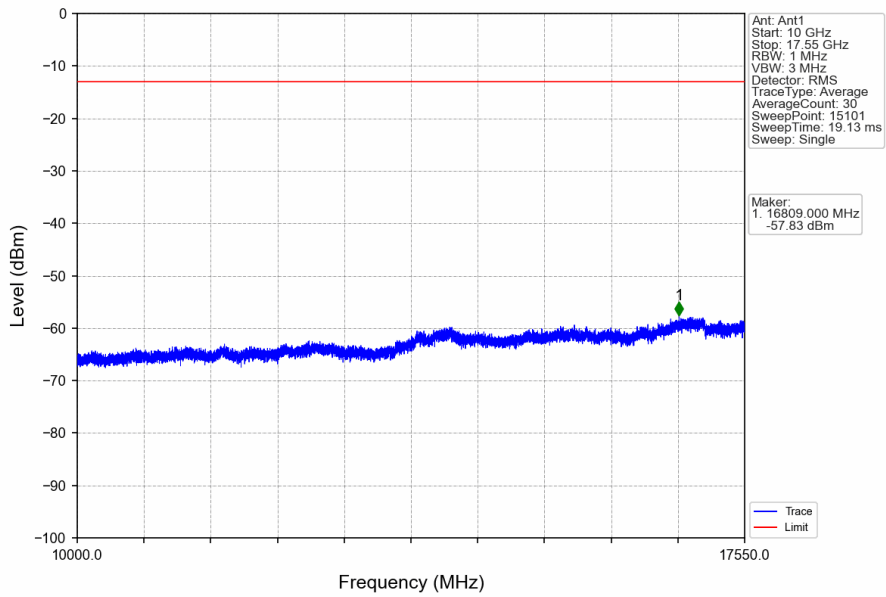
Band4_15MHz_QPSK_MCH_1732.5MHz_RB_1_0_NTNV



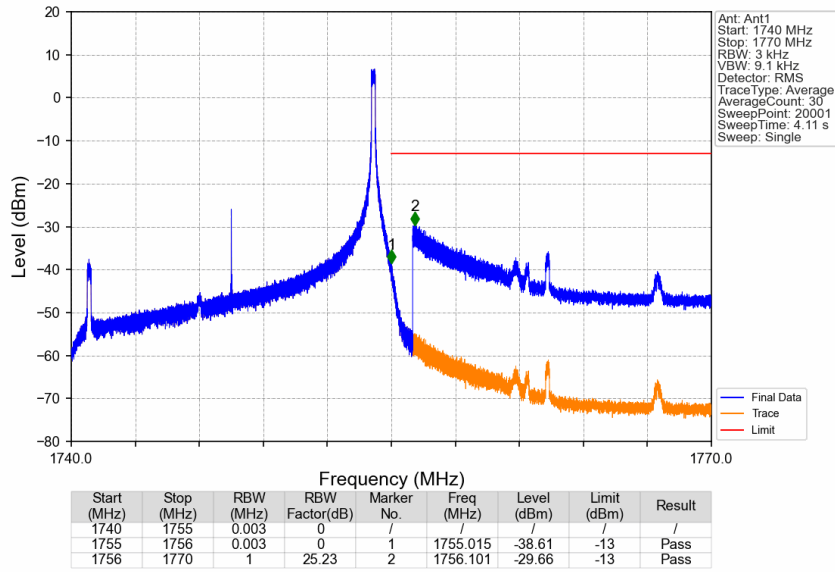
Band4_15MHz_QPSK_HCH_1747.5MHz_RB_1_0_NTNV



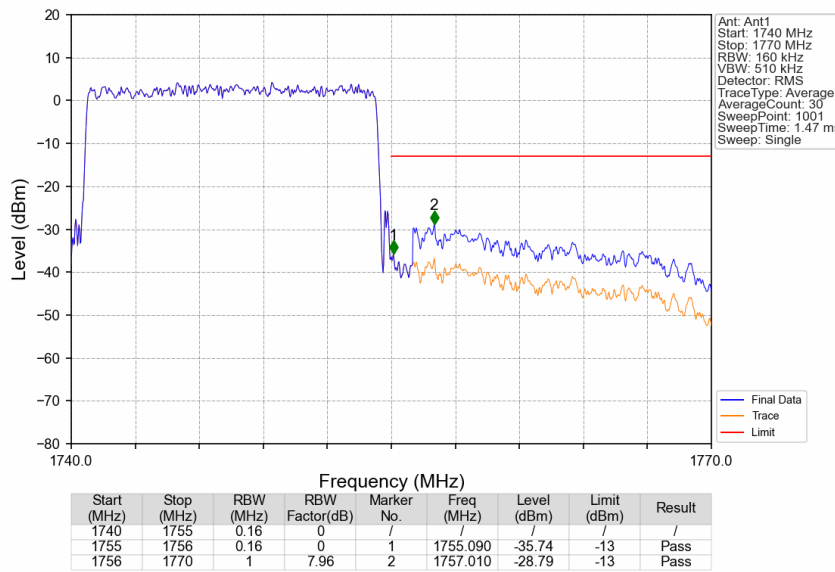
Band4_15MHz_QPSK_HCH_1747.5MHz_RB_1_0_NTNV



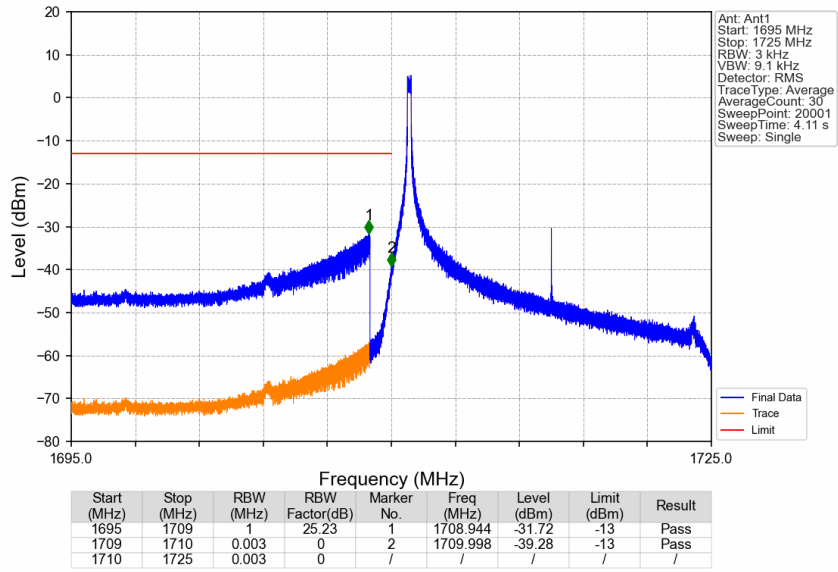
Band4_15MHz_QPSK_HCH_1747.5MHz_RB_1_74_NTV



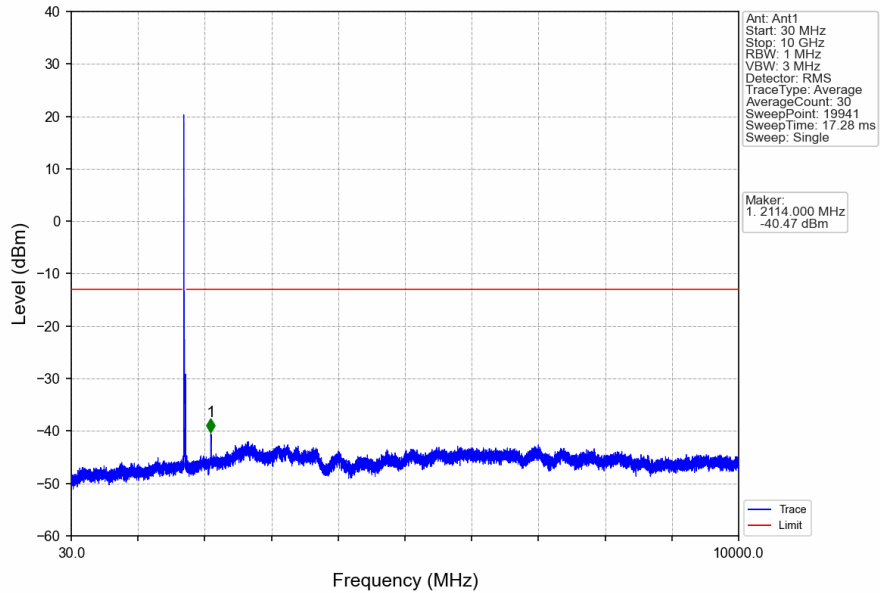
Band4_15MHz_QPSK_HCH_1747.5MHz_RB_75_0_NTV



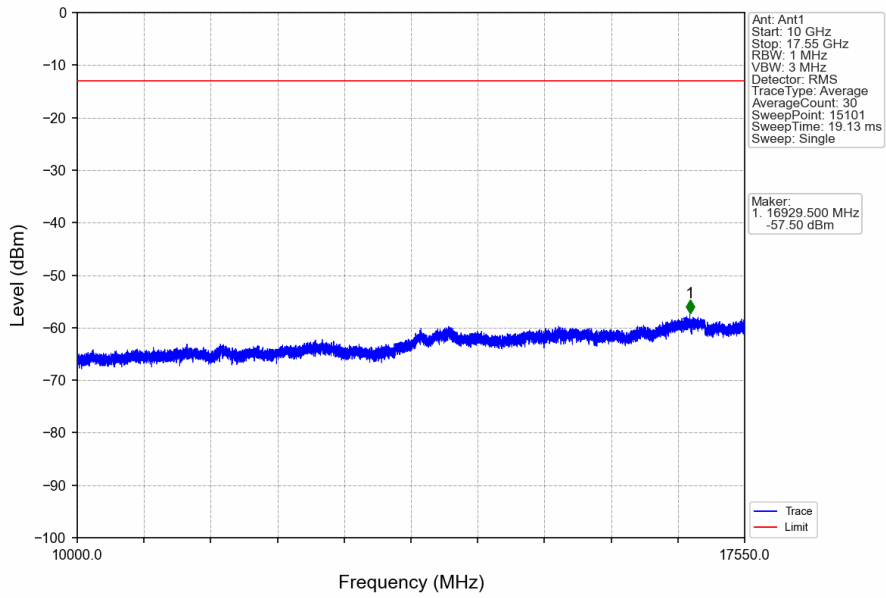
Band4_15MHz_16QAM_LCH_1717.5MHz_RB_1_0_NTNV



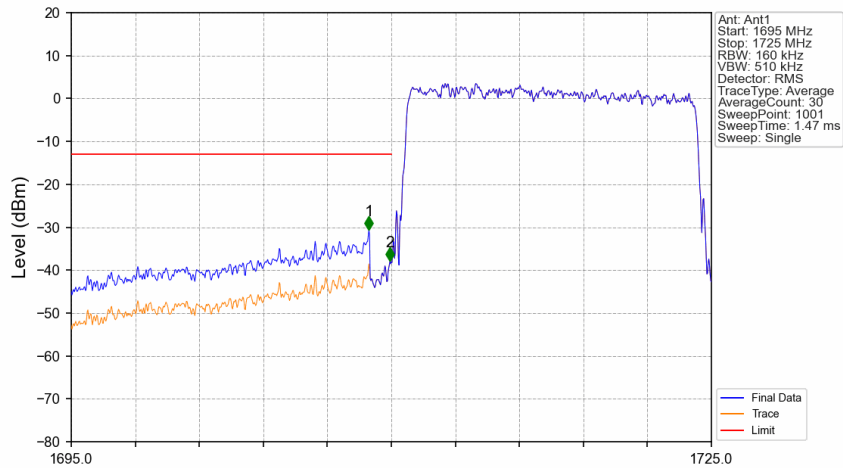
Band4_15MHz_16QAM_LCH_1717.5MHz_RB_1_0_NTNV



Band4_15MHz_16QAM_LCH_1717.5MHz_RB_1_0_NTNV

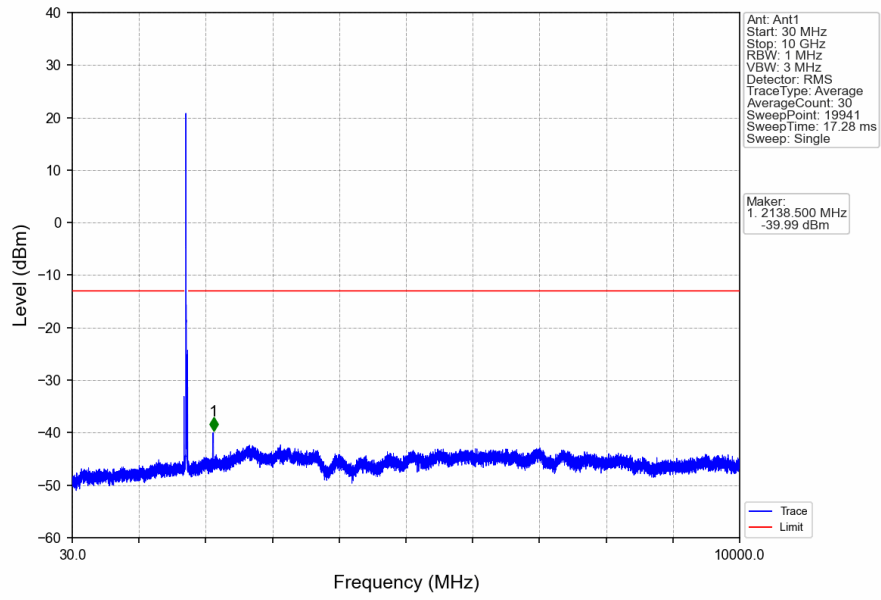


Band4_15MHz_16QAM_LCH_1717.5MHz_RB_75_0_NTNV

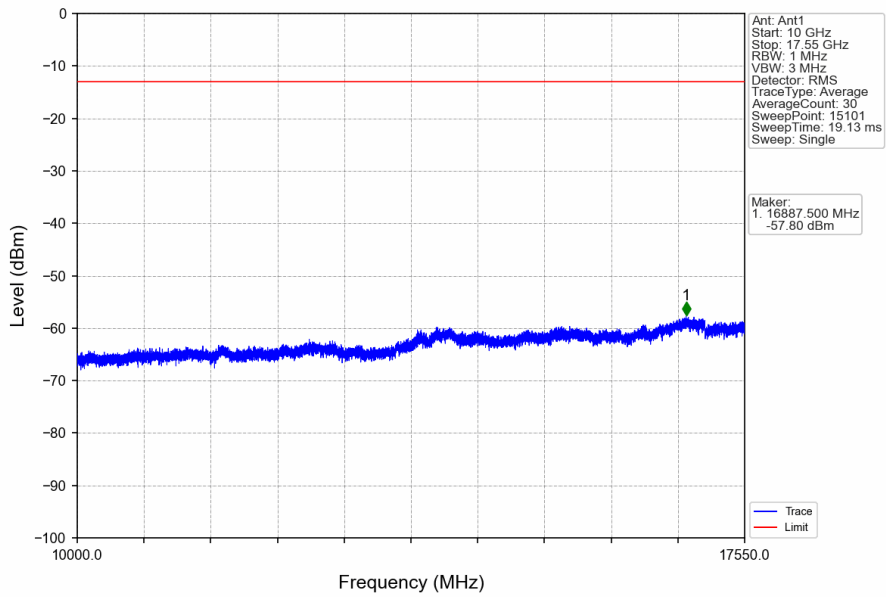


Start (MHz)	Stop (MHz)	RBW (MHz)	RBW Factor(dB)	Marker No.	Freq (MHz)	Level (dBm)	Limit (dBm)	Result
1695	1709	1	7.96	1	1708.950	-30.59	-13	Pass
1709	1710	0.16	0	2	1709.940	-37.85	-13	Pass
1710	1725	0.16	0	/	/	/	/	/

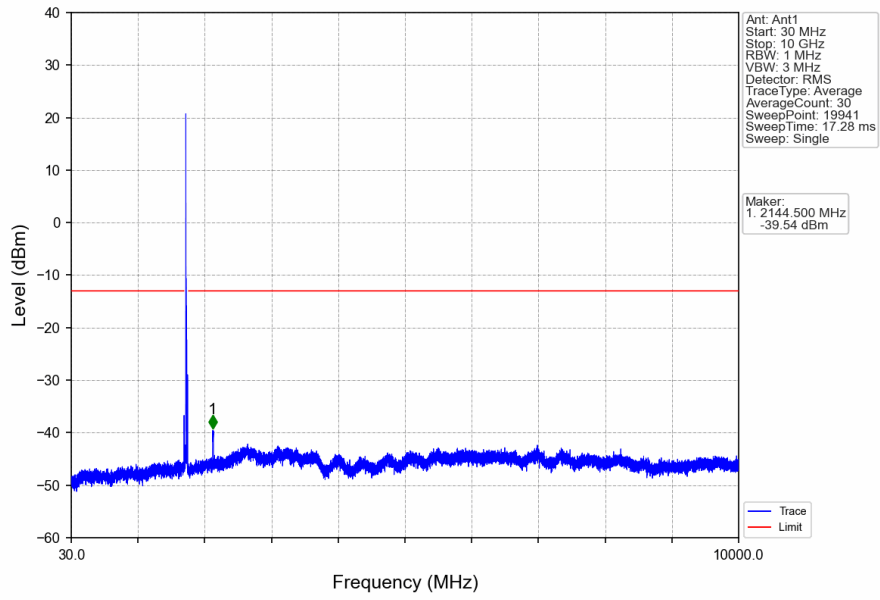
Band4_15MHz_16QAM_MCH_1732.5MHz_RB_1_0_NTNV



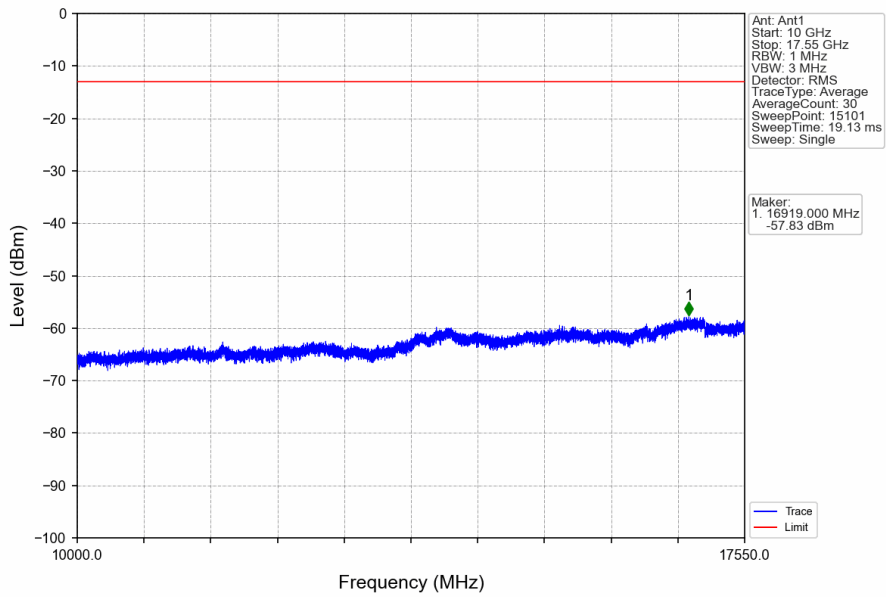
Band4_15MHz_16QAM_MCH_1732.5MHz_RB_1_0_NTNV



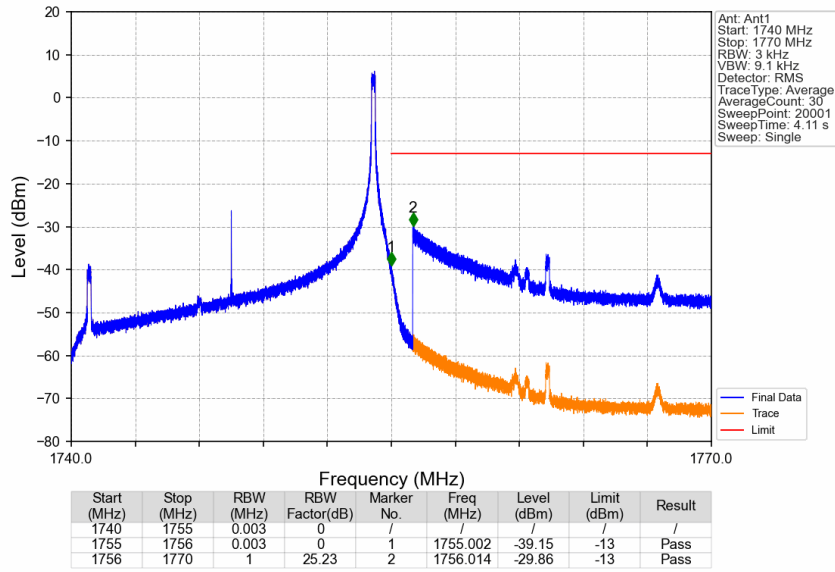
Band4_15MHz_16QAM_HCH_1747.5MHz_RB_1_0_NTNV



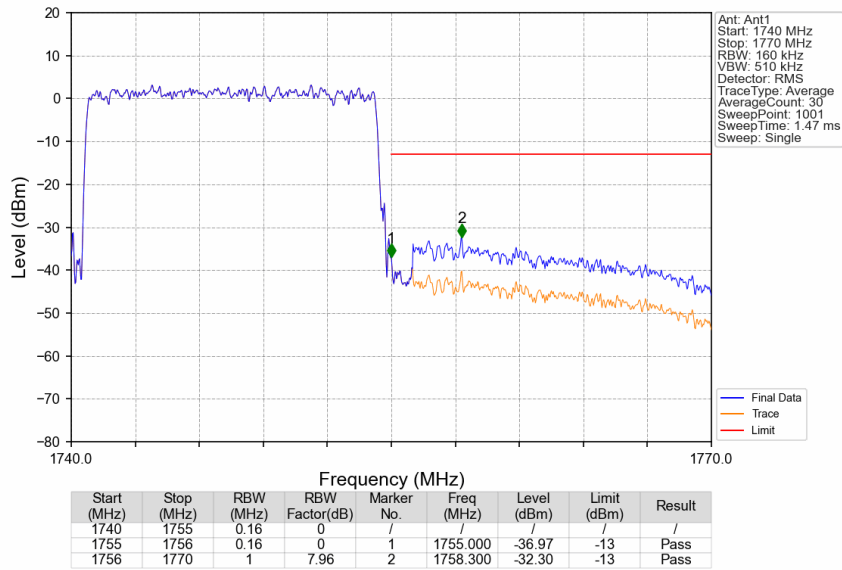
Band4_15MHz_16QAM_HCH_1747.5MHz_RB_1_0_NTNV



Band4_15MHz_16QAM_HCH_1747.5MHz_RB_1_74_NTNV



Band4_15MHz_16QAM_HCH_1747.5MHz_RB_75_0_NTNV

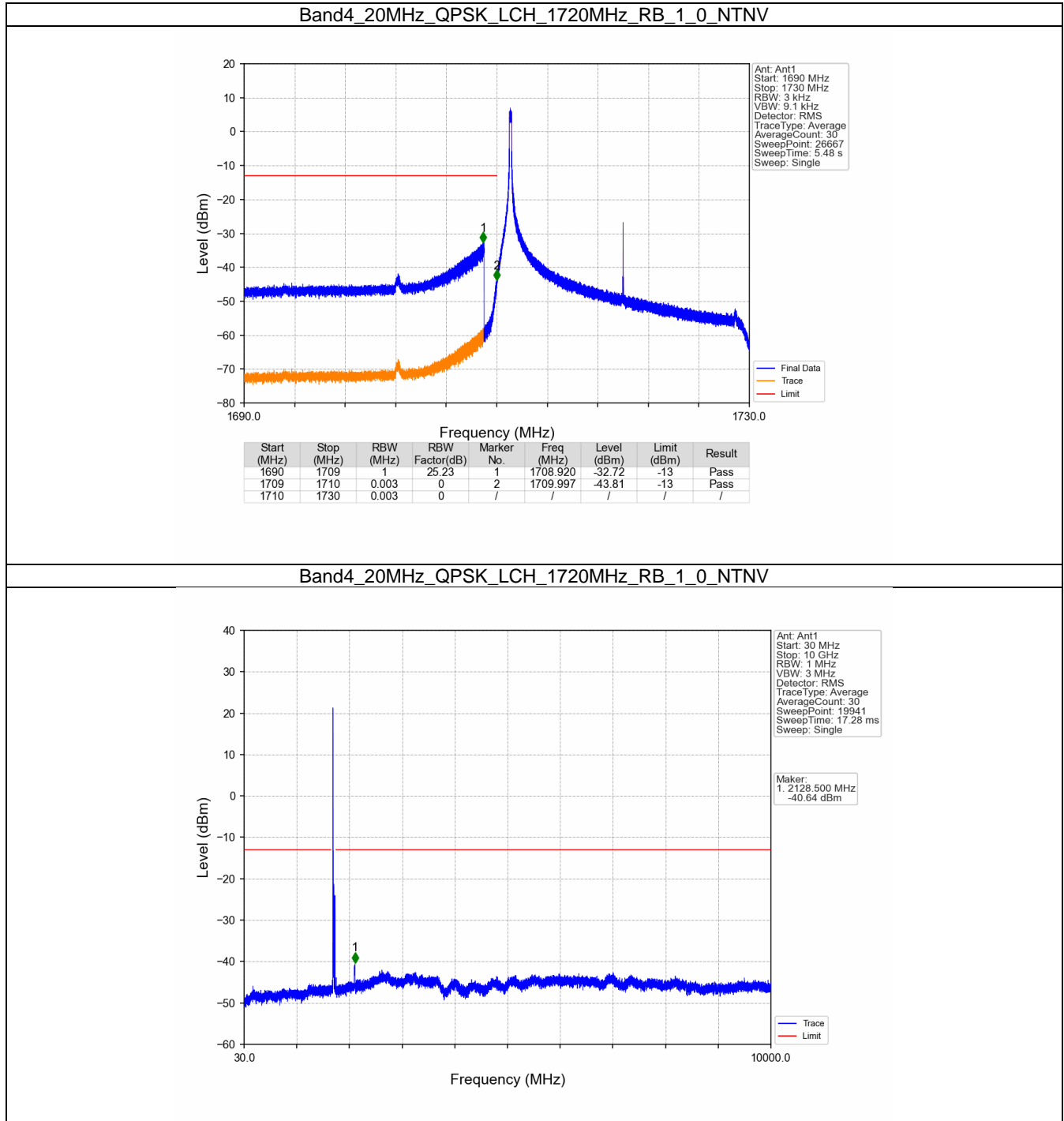


3.6 B4_20MHz

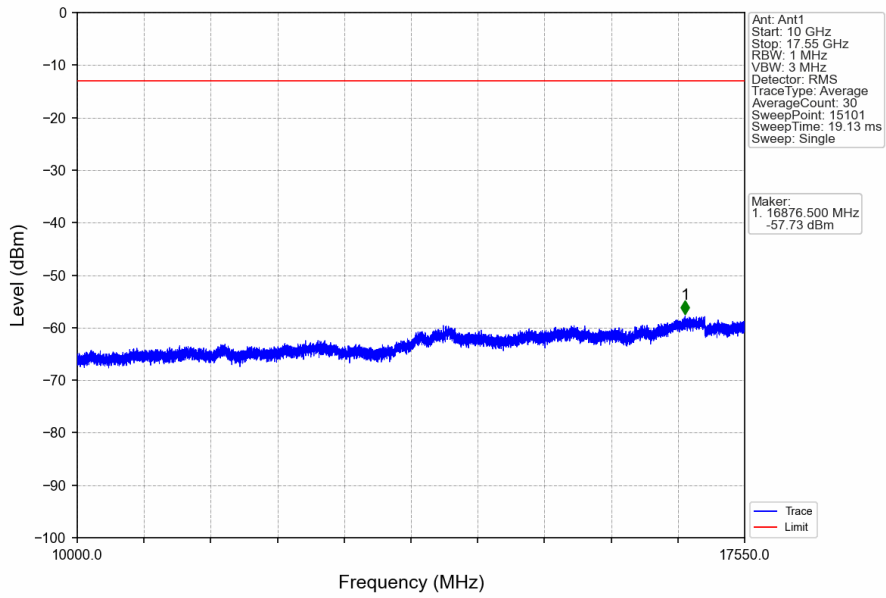
3.6.1 Test Result

Band: 4 / Bandwidth: 20MHz / NTV						
Modulation	Frequency (MHz)	RB Allocation		Spurious Emission		Verdict
		Size	Offset	Result	Limit	
QPSK	1720	1	0	Refer To Test Graph		Pass
		100	0	Refer To Test Graph		Pass
	1732.5	1	0	Refer To Test Graph		Pass
	1745	1	0	Refer To Test Graph		Pass
			99	Refer To Test Graph		Pass
		100	0	Refer To Test Graph		Pass
16QAM	1720	1	0	Refer To Test Graph		Pass
		100	0	Refer To Test Graph		Pass
	1732.5	1	0	Refer To Test Graph		Pass
	1745	1	0	Refer To Test Graph		Pass
			99	Refer To Test Graph		Pass
		100	0	Refer To Test Graph		Pass

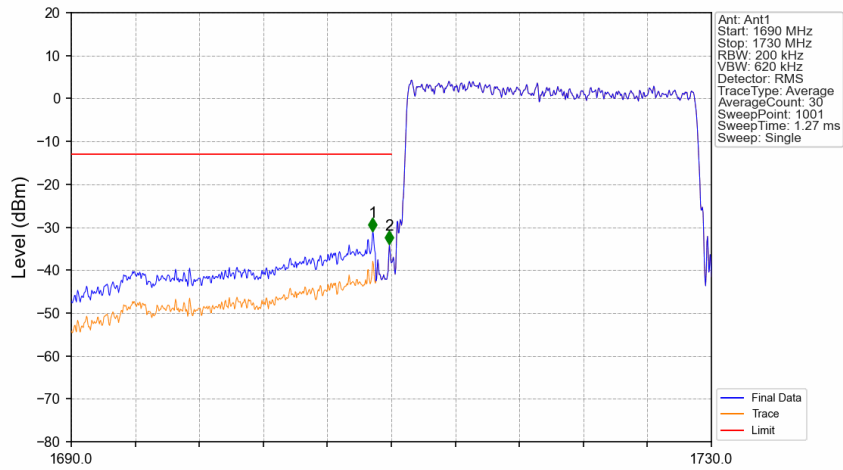
3.6.2 Test Graph



Band4_20MHz_QPSK_LCH_1720MHz_RB_1_0_NTNV

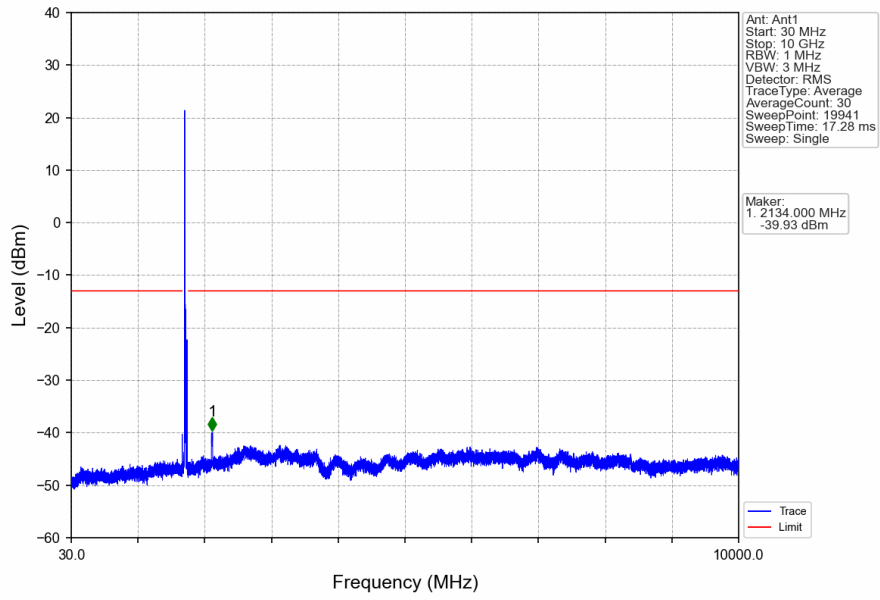


Band4_20MHz_QPSK_LCH_1720MHz_RB_100_0_NTNV

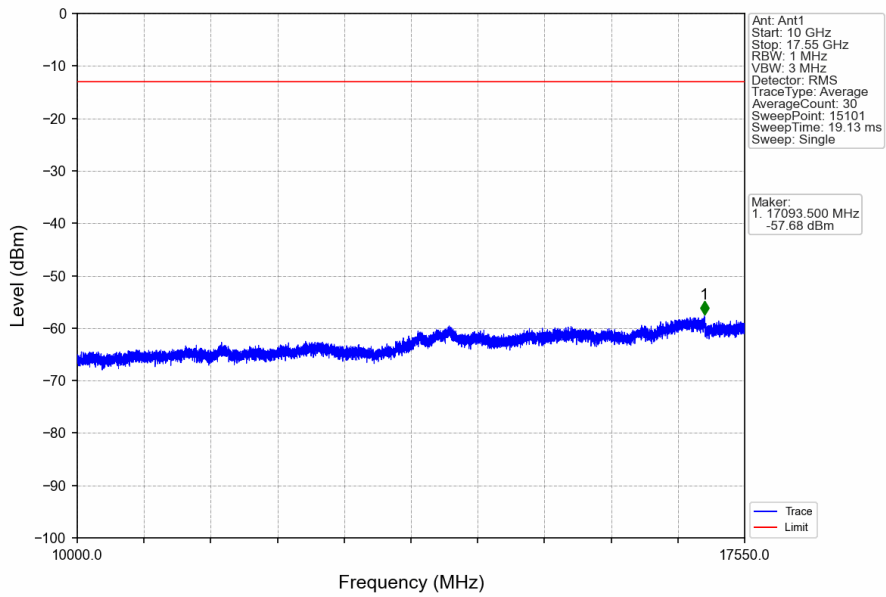


Start (MHz)	Stop (MHz)	RBW (MHz)	RBW Factor(dB)	Marker No.	Freq (MHz)	Level (dBm)	Limit (dBm)	Result
1690	1709	1	6.99	1	1708.840	-30.93	-13	Pass
1709	1710	0.2	0	2	1709.880	-33.97	-13	Pass
1710	1730	0.2	0	/	/	/	/	/

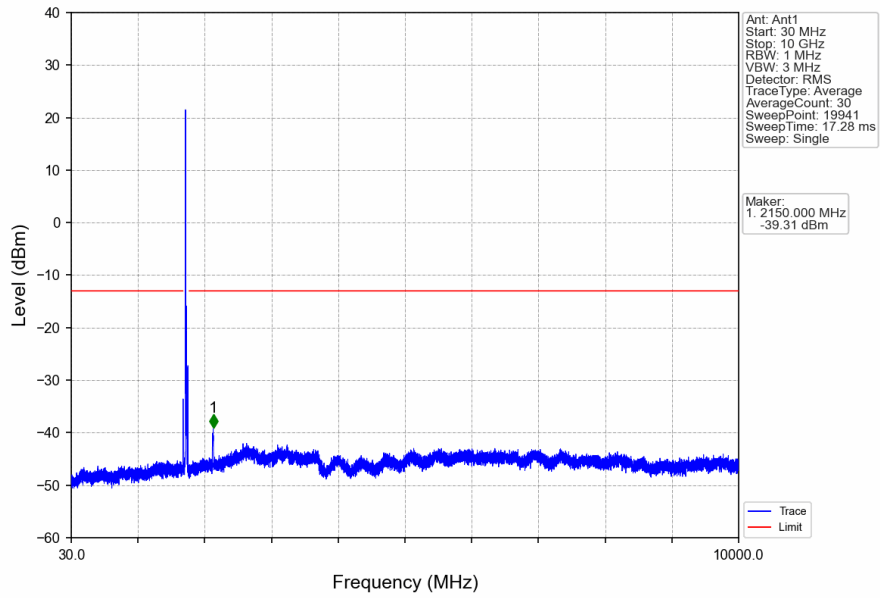
Band4_20MHz_QPSK_MCH_1732.5MHz_RB_1_0_NTNV



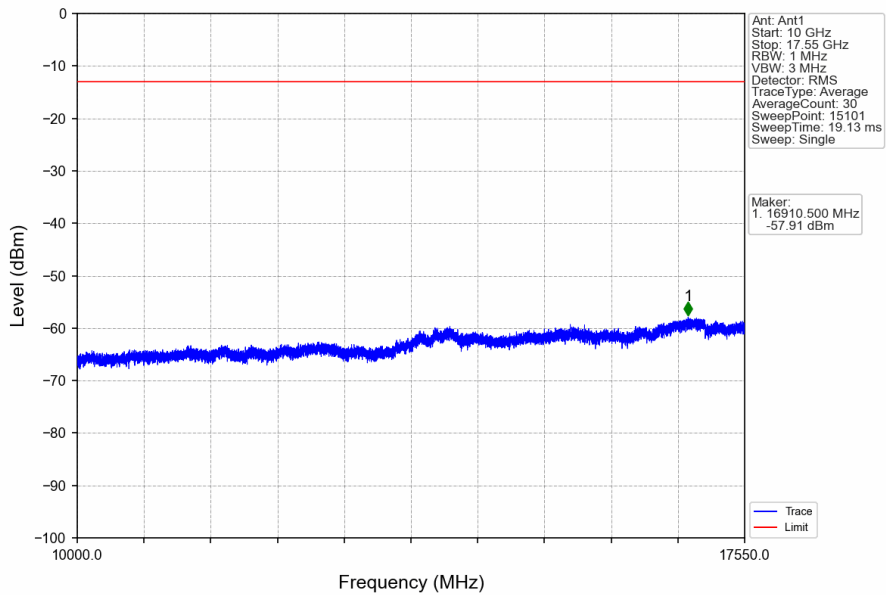
Band4_20MHz_QPSK_MCH_1732.5MHz_RB_1_0_NTNV



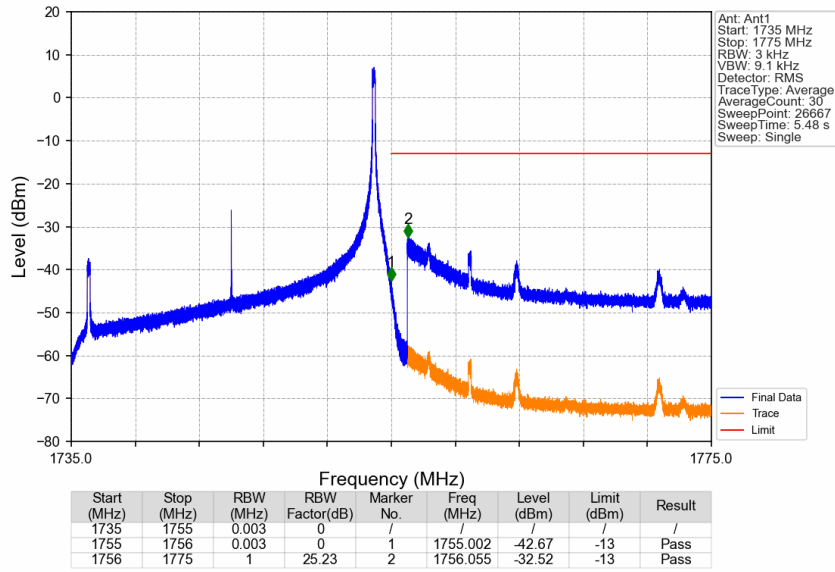
Band4_20MHz_QPSK_HCH_1745MHz_RB_1_0_NTNV



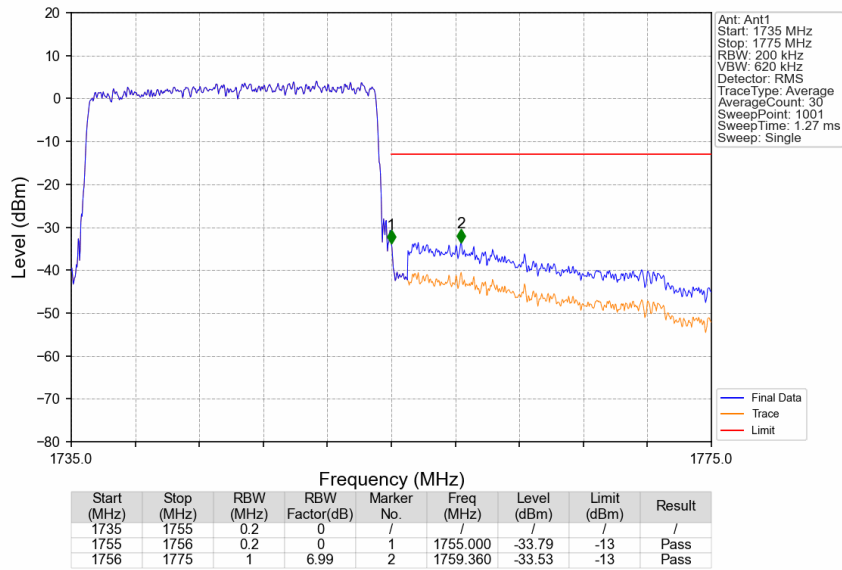
Band4_20MHz_QPSK_HCH_1745MHz_RB_1_0_NTNV



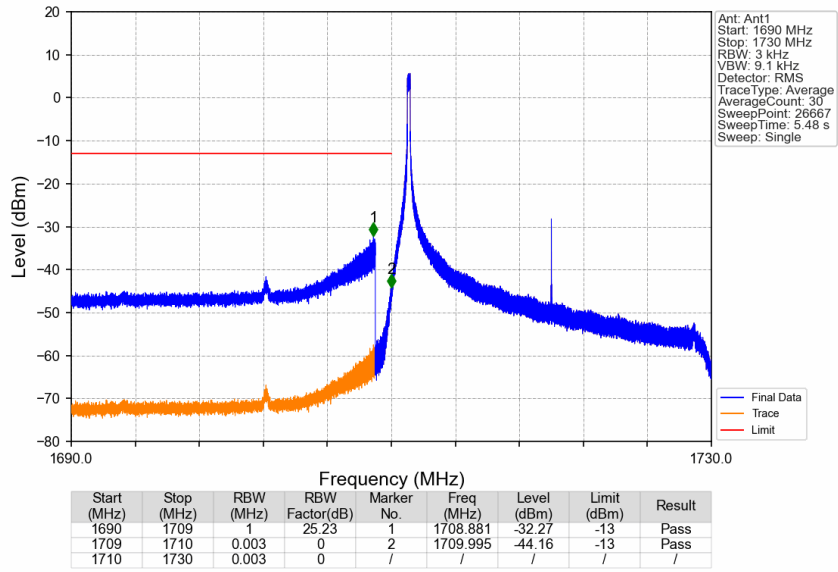
Band4_20MHz_QPSK_HCH_1745MHz_RB_1_99_NTNV



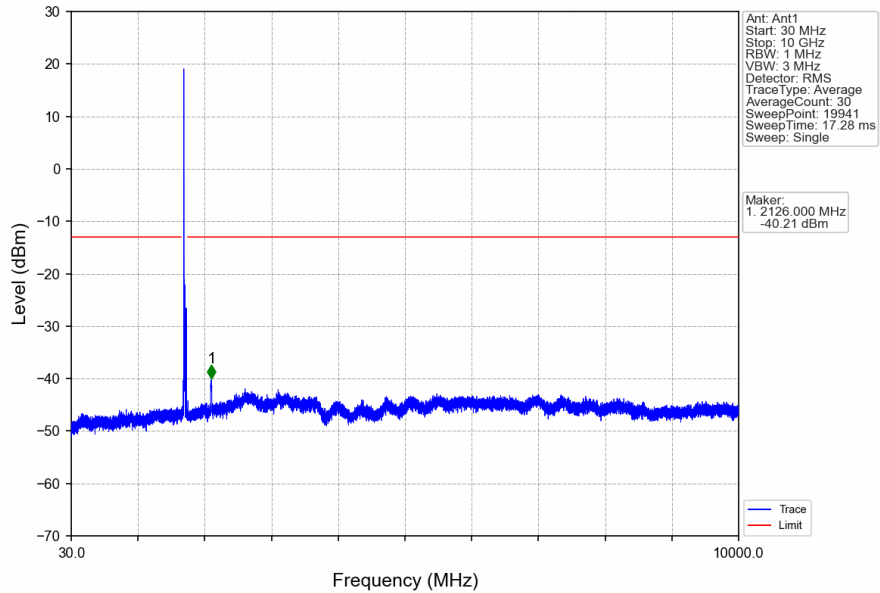
Band4_20MHz_QPSK_HCH_1745MHz_RB_100_0_NTNV



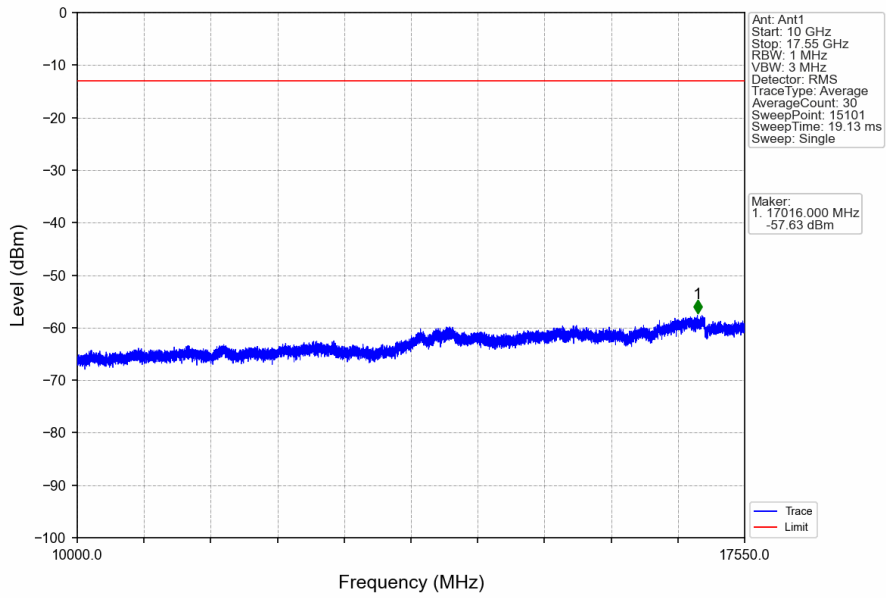
Band4_20MHz_16QAM_LCH_1720MHz_RB_1_0_NTNV



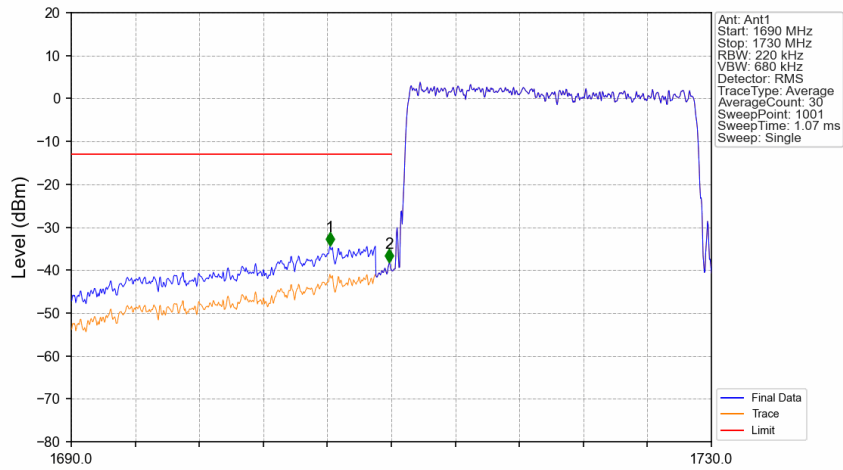
Band4_20MHz_16QAM_LCH_1720MHz_RB_1_0_NTNV



Band4_20MHz_16QAM_LCH_1720MHz_RB_1_0_NTNV

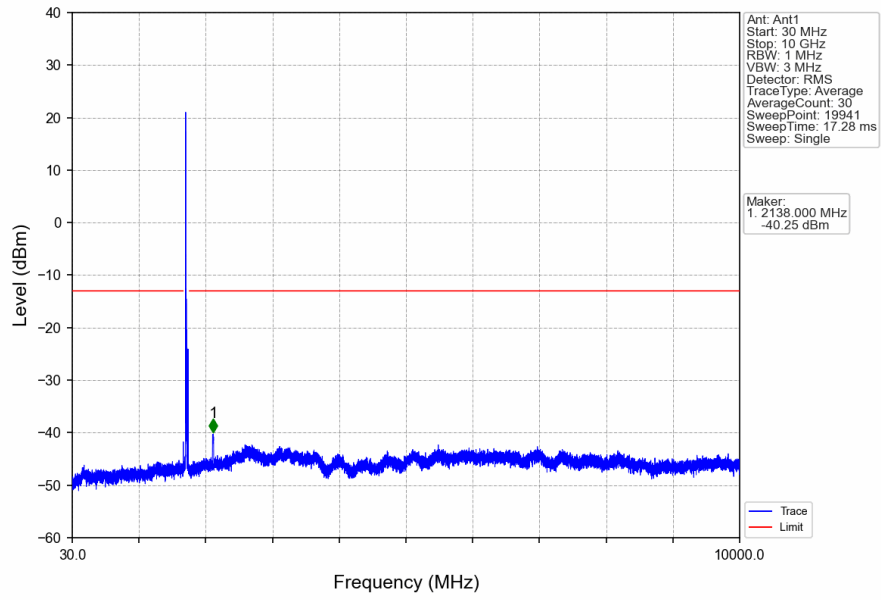


Band4_20MHz_16QAM_LCH_1720MHz_RB_100_0_NTNV

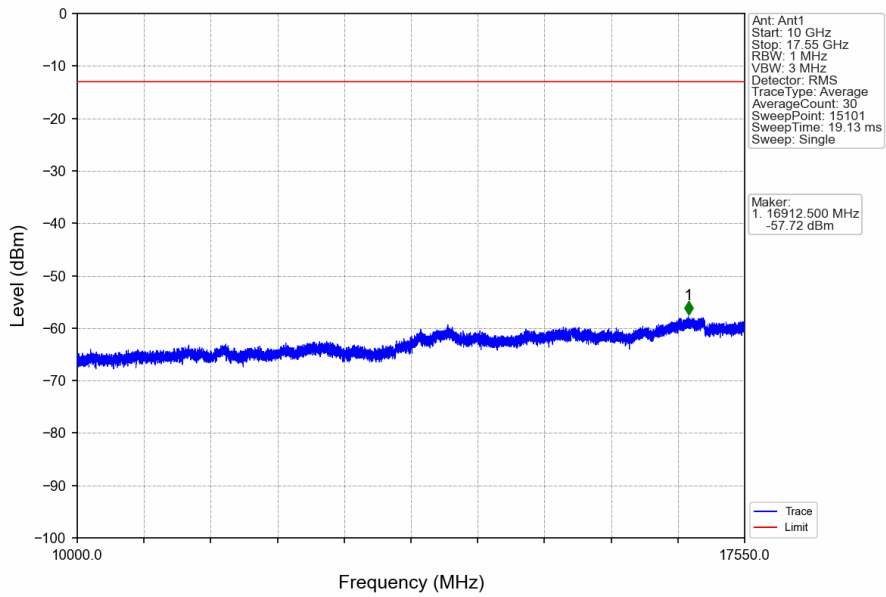


Start (MHz)	Stop (MHz)	RBW (MHz)	RBW Factor(dB)	Marker No.	Freq (MHz)	Level (dBm)	Limit (dBm)	Result
1690	1709	1	6.58	1	1706.160	-34.40	-13	Pass
1709	1710	0.22	0	2	1709.880	-38.17	-13	Pass
1710	1730	0.22	0	/	/	/	/	/

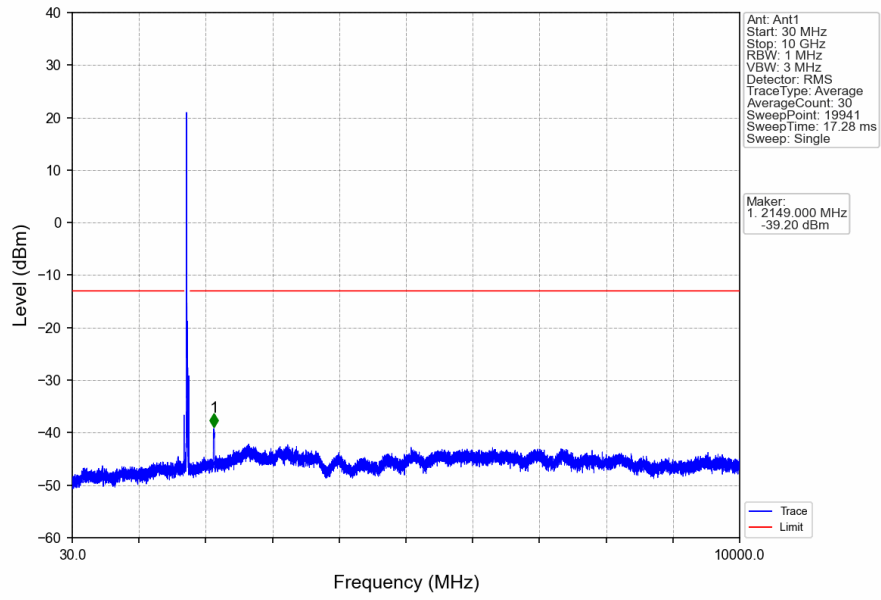
Band4_20MHz_16QAM_MCH_1732.5MHz_RB_1_0_NTNV



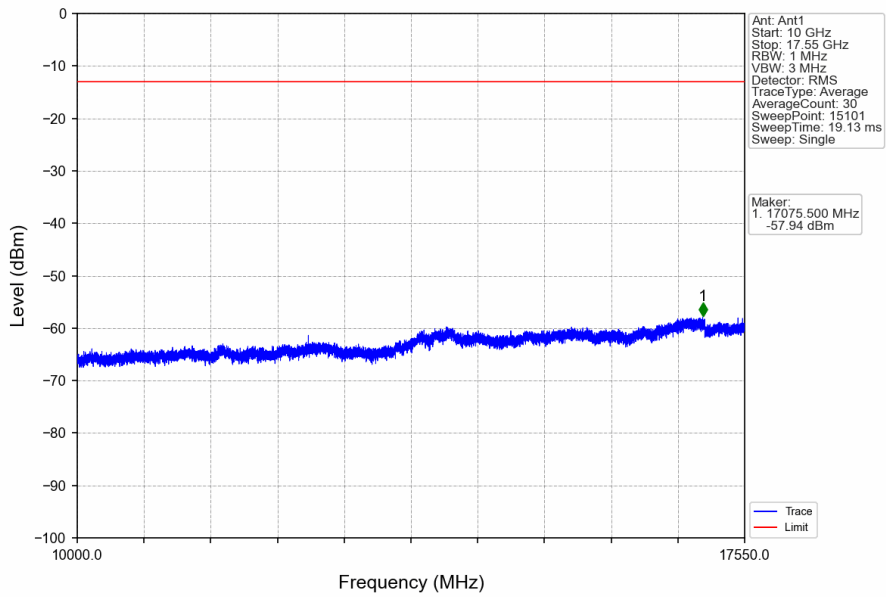
Band4_20MHz_16QAM_MCH_1732.5MHz_RB_1_0_NTNV



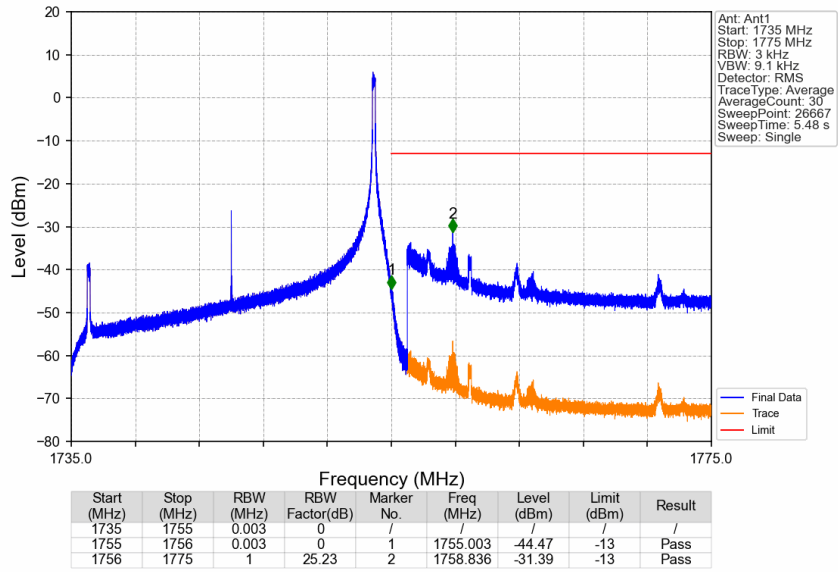
Band4_20MHz_16QAM_HCH_1745MHz_RB_1_0_NTNV



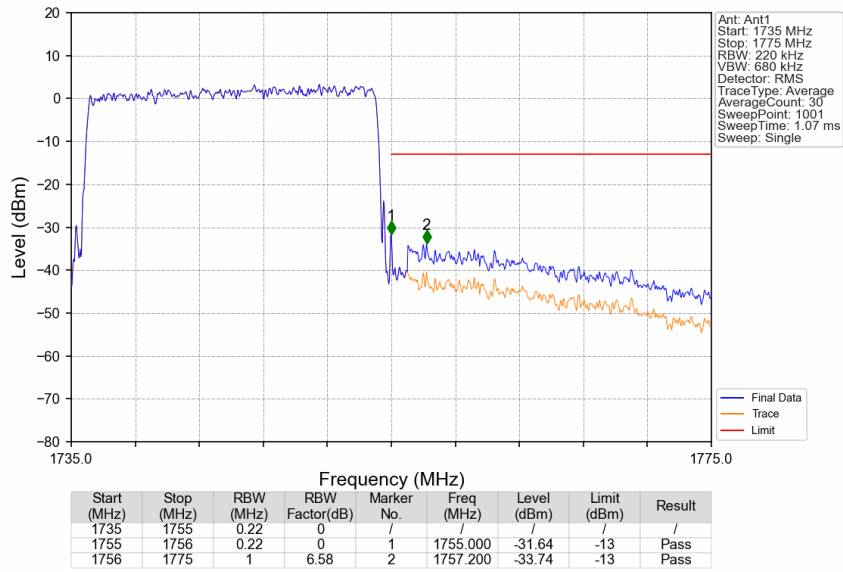
Band4_20MHz_16QAM_HCH_1745MHz_RB_1_0_NTNV



Band4_20MHz_16QAM_HCH_1745MHz_RB_1_99_NTNV



Band4_20MHz_16QAM_HCH_1745MHz_RB_100_0_NTNV



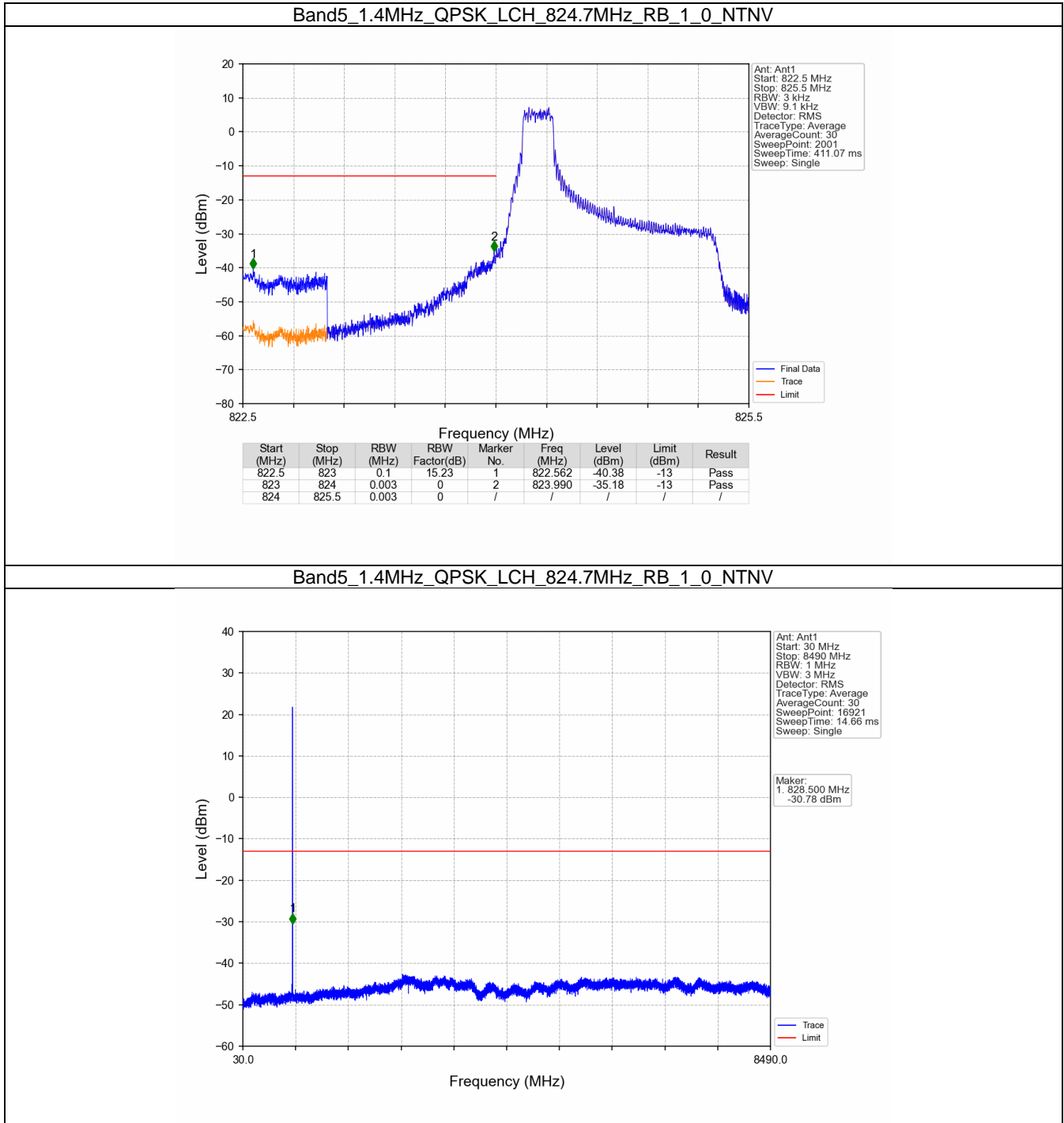
4. Spurious Emission

4.1 B5_1.4MHz

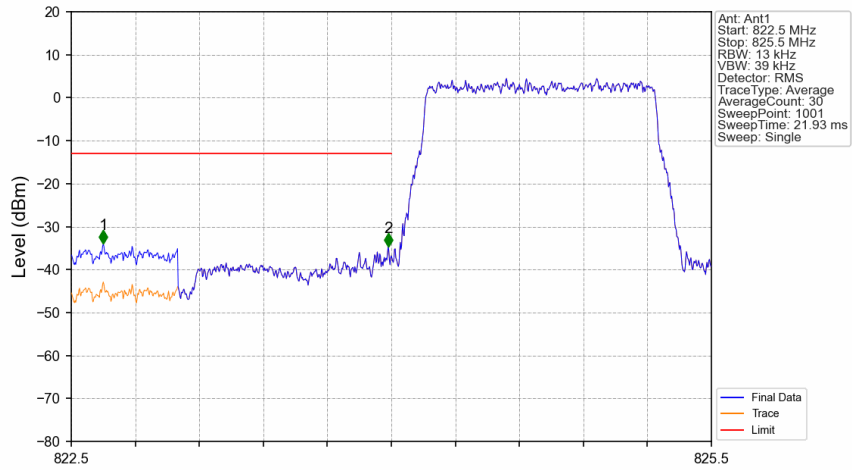
4.1.1 Test Result

Band: 5 / Bandwidth: 1.4MHz / NTV						
Modulation	Frequency (MHz)	RB Allocation		Spurious Emission		Verdict
		Size	Offset	Result	Limit	
QPSK	824.7	1	0	Refer To Test Graph		Pass
		6	0	Refer To Test Graph		Pass
	848.3	1	0	Refer To Test Graph		Pass
		1	5	Refer To Test Graph		Pass
		6	0	Refer To Test Graph		Pass
		6	0	Refer To Test Graph		Pass
16QAM	824.7	1	0	Refer To Test Graph		Pass
		6	0	Refer To Test Graph		Pass
	848.3	1	0	Refer To Test Graph		Pass
		1	5	Refer To Test Graph		Pass
		6	0	Refer To Test Graph		Pass
		6	0	Refer To Test Graph		Pass

4.1.2 Test Graph

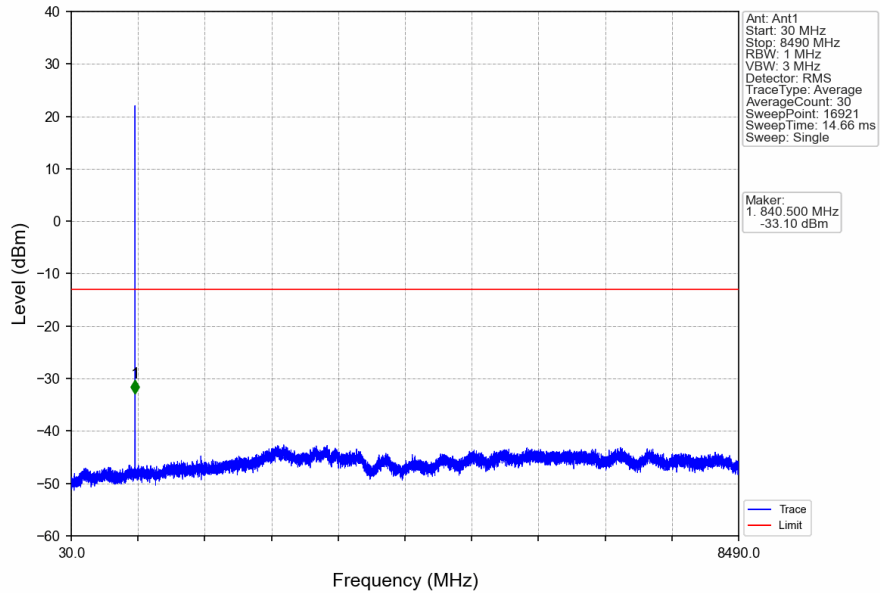


Band5_1.4MHz_QPSK_LCH_824.7MHz_RB_6_0_NTNV

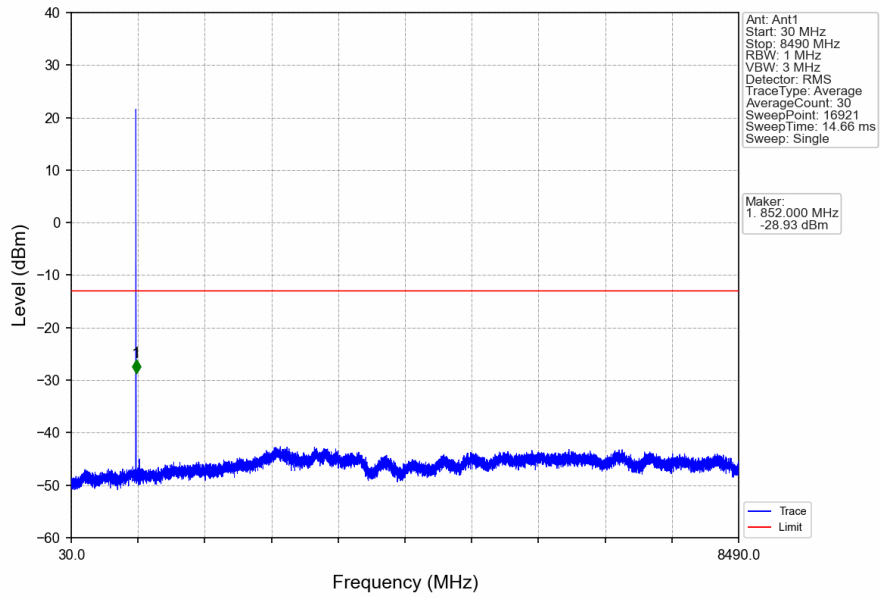


Start (MHz)	Stop (MHz)	RBW (MHz)	Factor (dB)	Marker No.	Freq (MHz)	Level (dBm)	Limit (dBm)	Result
822.5	823	0.1	8.86	1	822.650	-34.04	-13	Pass
823	824	0.013	0	2	823.985	-34.64	-13	Pass
824	825.5	0.013	0	/	/	/	/	/

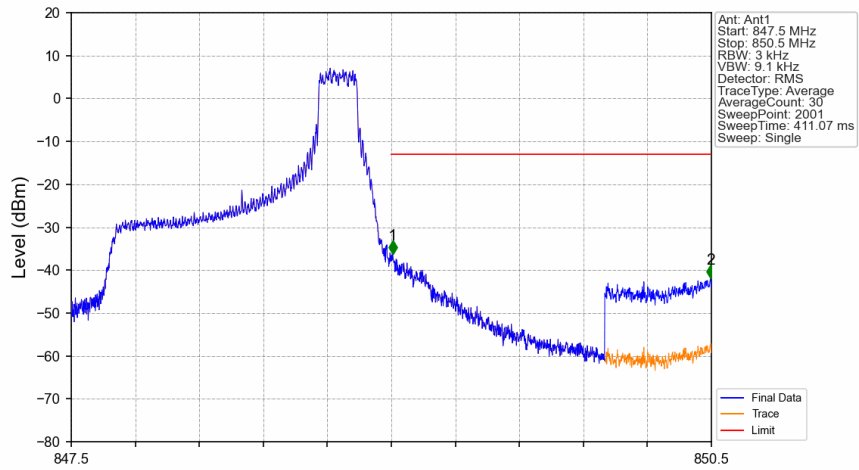
Band5_1.4MHz_QPSK_MCH_836.5MHz_RB_1_0_NTNV



Band5_1.4MHz_QPSK_HCH_848.3MHz_RB_1_0_NTNV

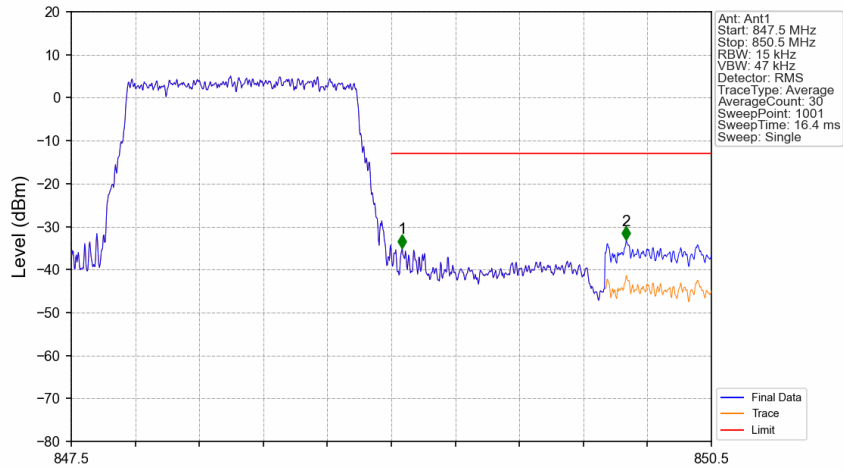


Band5_1.4MHz_QPSK_HCH_848.3MHz_RB_1_5_NTNV



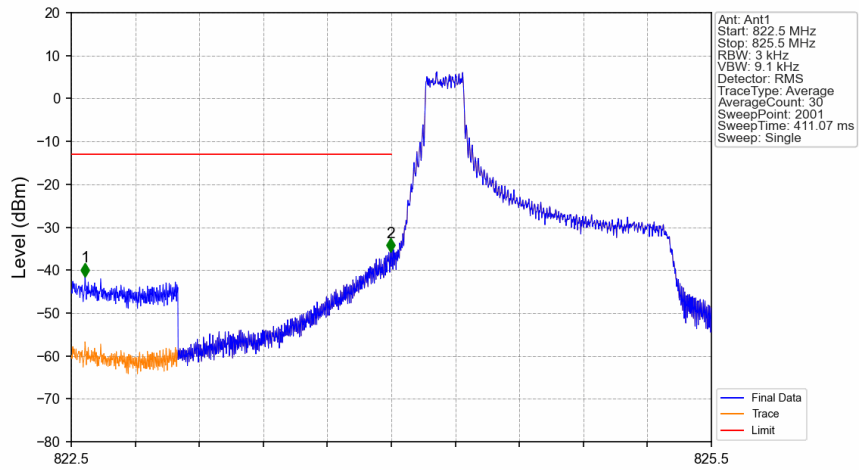
Start (MHz)	Stop (MHz)	RBW (MHz)	RBW Factor(dB)	Marker No.	Freq (MHz)	Level (dBm)	Limit (dBm)	Result
847.5	849	0.003	0	/	/	/	/	/
849	850	0.003	0	1	849.006	-36.26	-13	Pass
850	850.5	0.1	15.23	2	850.497	-41.94	-13	Pass

Band5_1.4MHz_QPSK_HCH_848.3MHz_RB_6_0_NTNV



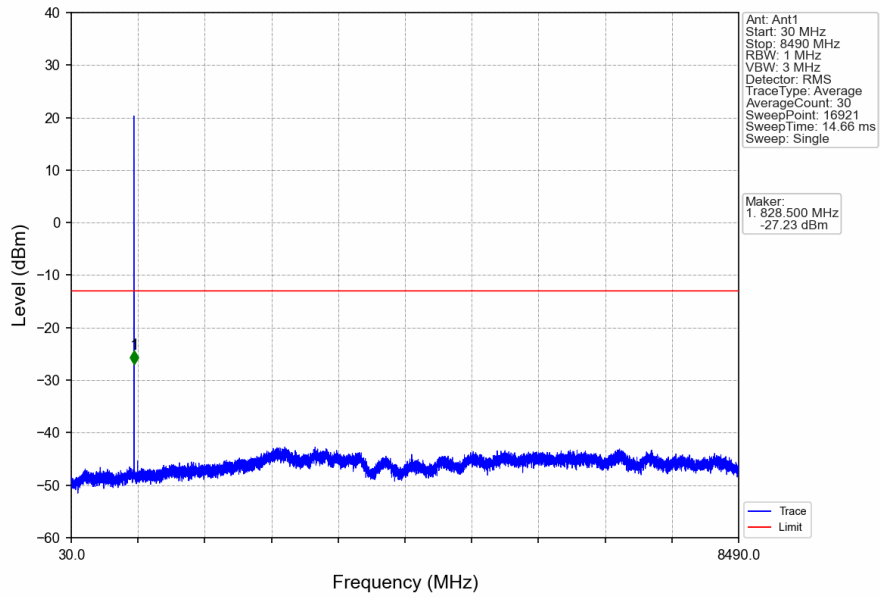
Start (MHz)	Stop (MHz)	RBW (MHz)	RBW Factor(dB)	Marker No.	Freq (MHz)	Level (dBm)	Limit (dBm)	Result
847.5	849	0.015	0	/	/	/	/	/
849	850	0.015	0	1	849.051	-34.94	-13	Pass
850	850.5	0.1	8.24	2	850.101	-33.12	-13	Pass

Band5_1.4MHz_16QAM_LCH_824.7MHz_RB_1_0_NTNV

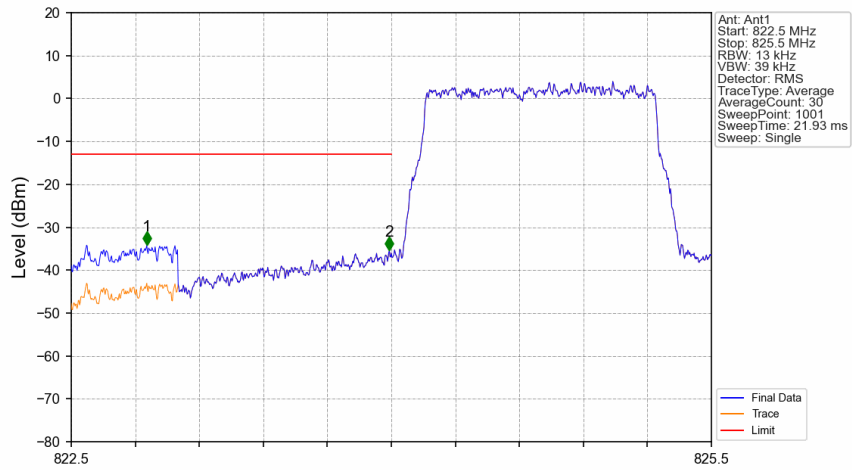


Start (MHz)	Stop (MHz)	RBW (MHz)	RBW Factor(dB)	Marker No.	Freq (MHz)	Level (dBm)	Limit (dBm)	Result
822.5	823	0.1	15.23	1	822.564	-41.48	-13	Pass
823	824	0.003	0	2	823.995	-35.68	-13	Pass
824	825.5	0.003	0	/	/	/	/	/

Band5_1.4MHz_16QAM_LCH_824.7MHz_RB_1_0_NTNV

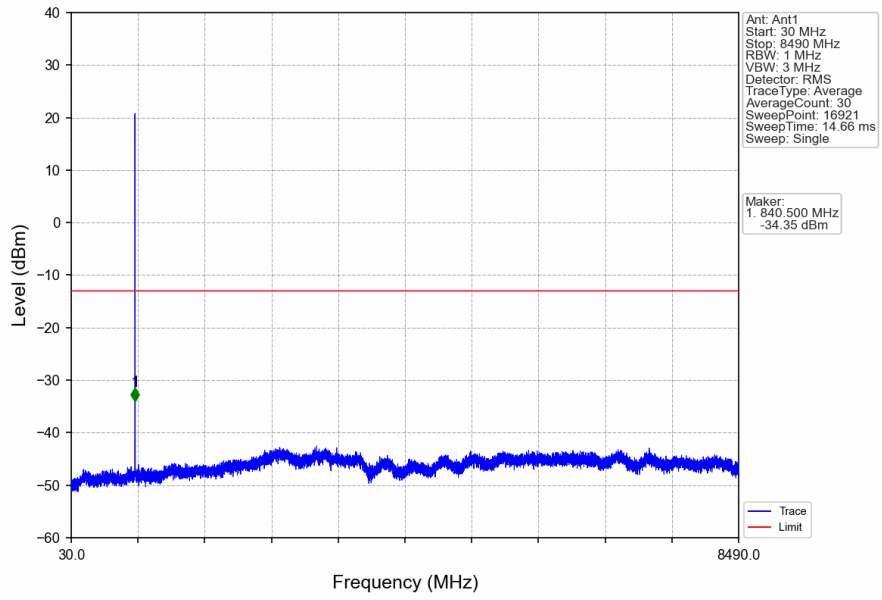


Band5_1.4MHz_16QAM_LCH_824.7MHz_RB_6_0_NTNV

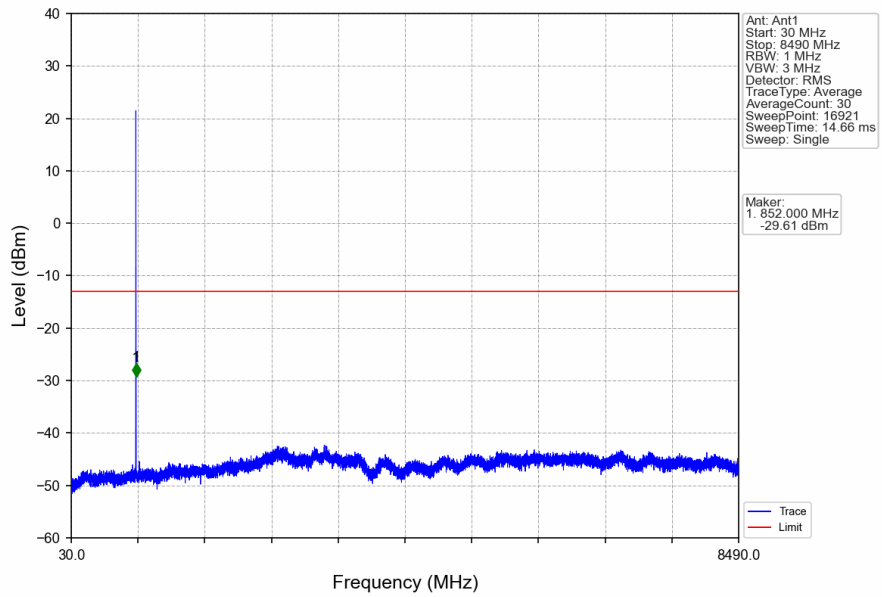


Start (MHz)	Stop (MHz)	RBW (MHz)	RBW Factor(dB)	Marker No.	Freq (MHz)	Level (dBm)	Limit (dBm)	Result
822.5	823	0.1	8.86	1	822.854	-34.16	-13	Pass
823	824	0.013	0	2	823.991	-35.44	-13	Pass
824	825.5	0.013	0	/	/	/	/	/

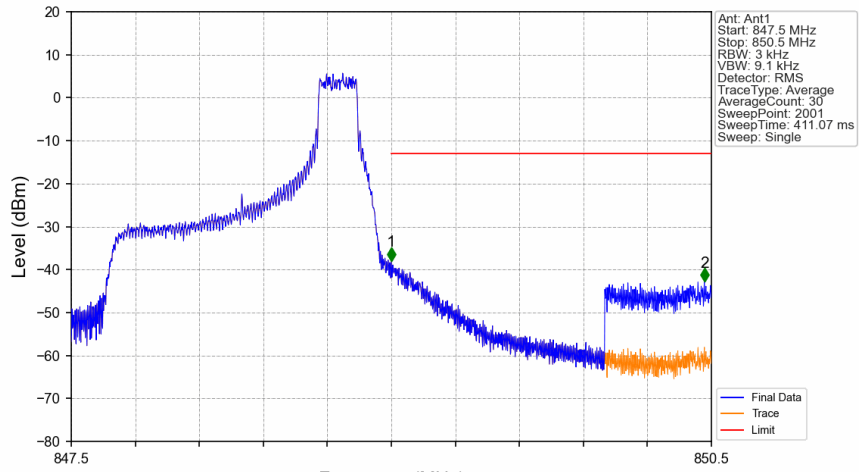
Band5_1.4MHz_16QAM_MCH_836.5MHz_RB_1_0_NTNV



Band5_1.4MHz_16QAM_HCH_848.3MHz_RB_1_0_NTNV

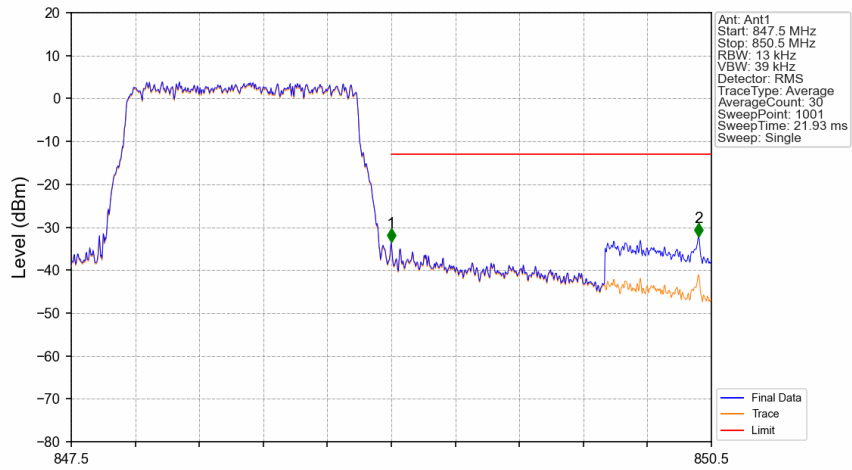


Band5_1.4MHz_16QAM_HCH_848.3MHz_RB_1_5_NTNV



Start (MHz)	Stop (MHz)	RBW (MHz)	RBW Factor(dB)	Marker No.	Freq (MHz)	Level (dBm)	Limit (dBm)	Result
847.5	849	0.003	0	/	/	/	/	/
849	850	0.003	0	1	849.000	-37.94	-13	Pass
850	850.5	0.1	15.23	2	850.467	-42.87	-13	Pass

Band5_1.4MHz_16QAM_HCH_848.3MHz_RB_6_0_NTNV



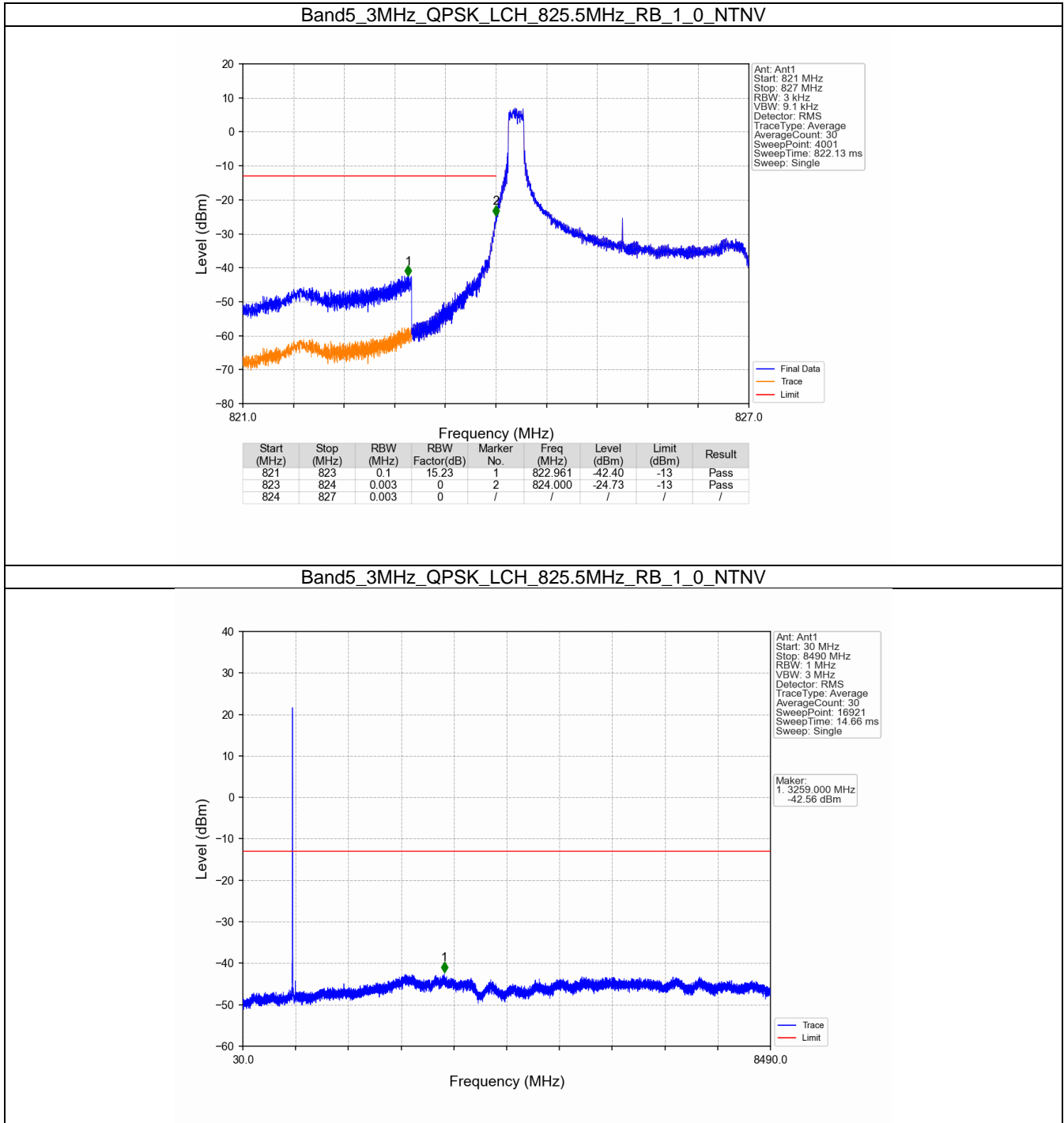
Start (MHz)	Stop (MHz)	RBW (MHz)	RBW Factor(dB)	Marker No.	Freq (MHz)	Level (dBm)	Limit (dBm)	Result
847.5	849	0.014	0.32	/	/	/	/	/
849	850	0.014	0.32	1	849.000	-33.47	-13	Pass
850	850.5	0.1	8.86	2	850.440	-32.17	-13	Pass

4.2 B5_3MHz

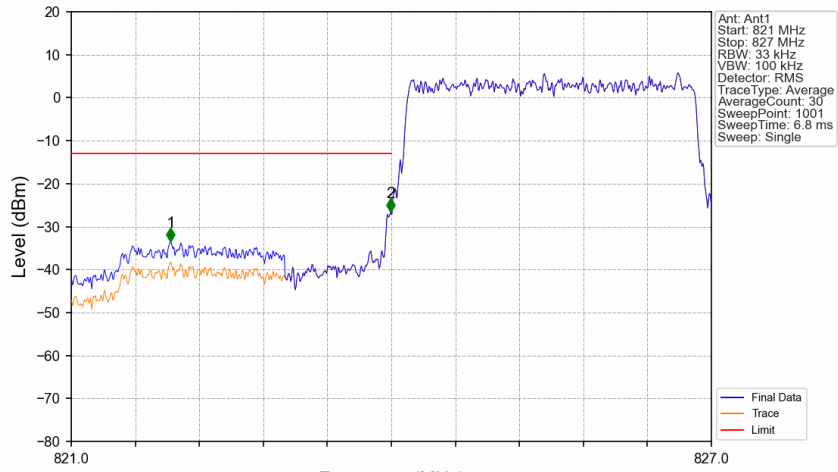
4.2.1 Test Result

Band: 5 / Bandwidth: 3MHz / NTN						
Modulation	Frequency (MHz)	RB Allocation		Spurious Emission		Verdict
		Size	Offset	Result	Limit	
QPSK	825.5	1	0	Refer To Test Graph		Pass
		15	0	Refer To Test Graph		Pass
	836.5	1	0	Refer To Test Graph		Pass
	847.5	1	0	Refer To Test Graph		Pass
			14	Refer To Test Graph		Pass
		15	0	Refer To Test Graph		Pass
16QAM	825.5	1	0	Refer To Test Graph		Pass
		15	0	Refer To Test Graph		Pass
	836.5	1	0	Refer To Test Graph		Pass
	847.5	1	0	Refer To Test Graph		Pass
			14	Refer To Test Graph		Pass
		15	0	Refer To Test Graph		Pass

4.2.2 Test Graph

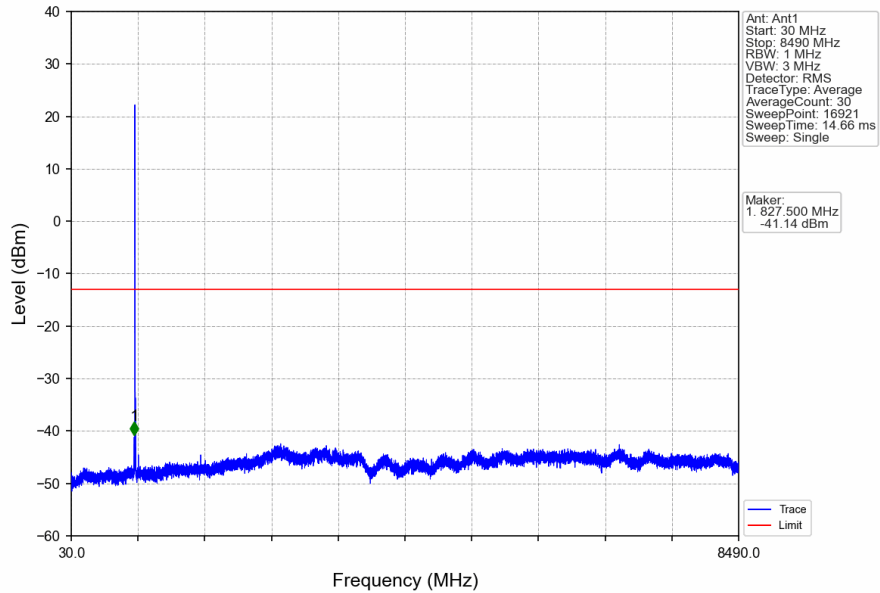


Band5_3MHz_QPSK_LCH_825.5MHz_RB_15_0_NTNV



Start (MHz)	Stop (MHz)	RBW (MHz)	RBW Factor(dB)	Marker No.	Freq (MHz)	Level (dBm)	Limit (dBm)	Result
821	823	0.1	4.81	1	821.930	-33.42	-13	Pass
823	824	0.033	0	2	823.994	-26.55	-13	Pass
824	827	0.033	0	/	/	/	/	/

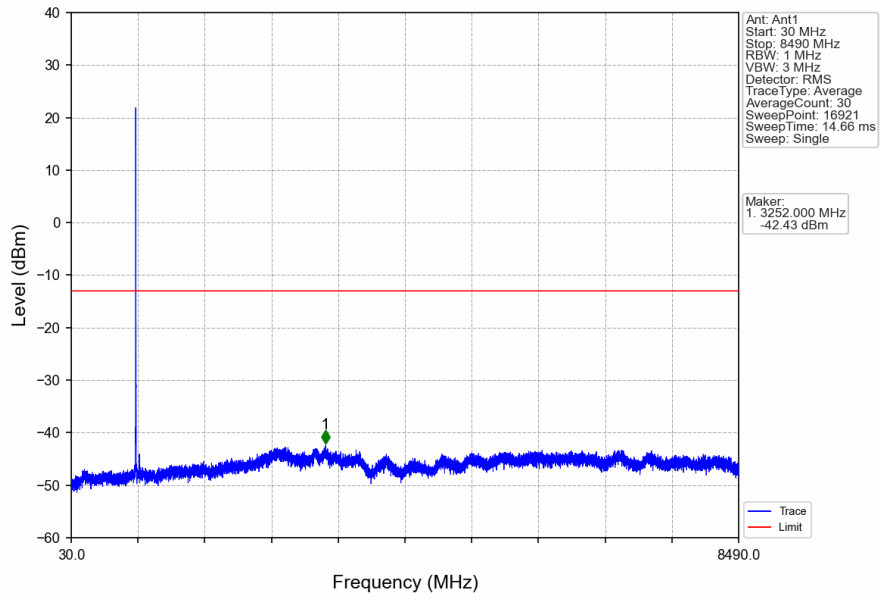
Band5_3MHz_QPSK_MCH_836.5MHz_RB_1_0_NTNV



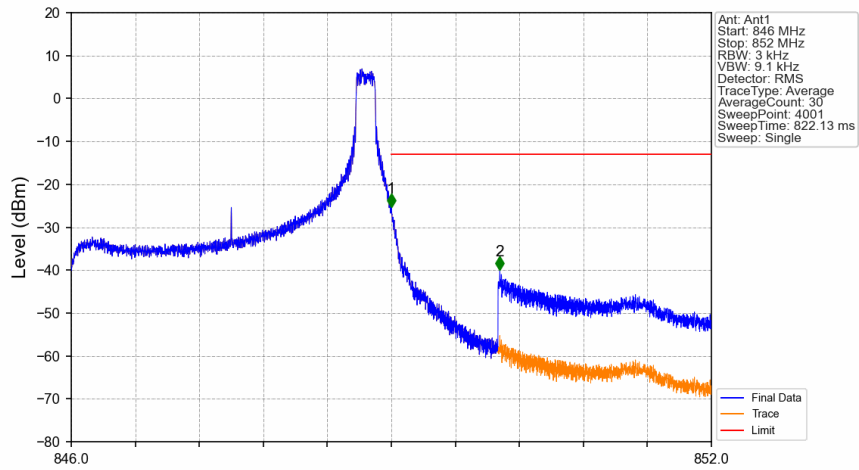
Ant: Ant1
 Start: 30 MHz
 Stop: 8490 MHz
 RBW: 1 MHz
 VBW: 3 MHz
 Detector: RMS
 Trace Type: Average
 AverageCount: 30
 SweepPoint: 16921
 SweepTime: 14.66 ms
 Sweep: Single

Marker:
 1: 827.500 MHz
 -41.14 dBm

Band5_3MHz_QPSK_HCH_847.5MHz_RB_1_0_NTNV

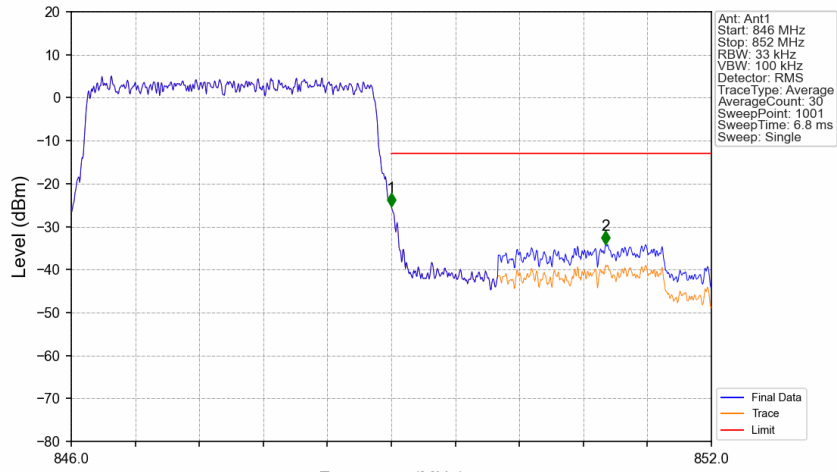


Band5_3MHz_QPSK_HCH_847.5MHz_RB_1_14_NTNV



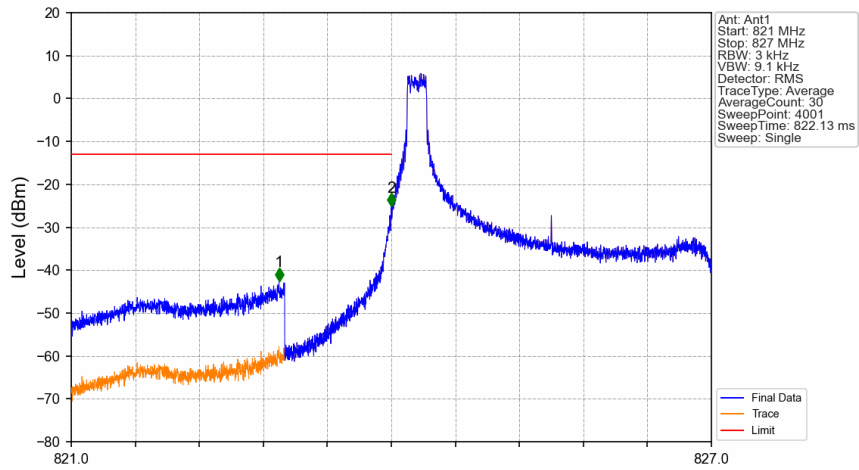
Start (MHz)	Stop (MHz)	RBW (MHz)	RBW Factor(dB)	Marker No.	Freq (MHz)	Level (dBm)	Limit (dBm)	Result
846	849	0.003	0	1	849.000	-25.33	-13	Pass
849	850	0.003	0	1	849.000	-25.33	-13	Pass
850	852	0.1	15.23	2	850.017	-40.02	-13	Pass

Band5_3MHz_QPSK_HCH_847.5MHz_RB_15_0_NTNV



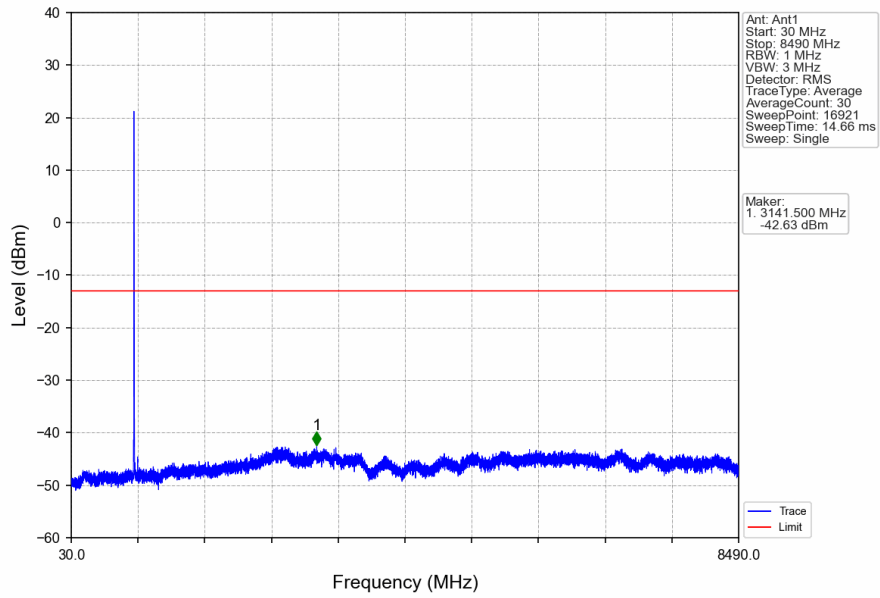
Start (MHz)	Stop (MHz)	RBW (MHz)	RBW Factor(dB)	Marker No.	Freq (MHz)	Level (dBm)	Limit (dBm)	Result
846	849	0.033	0	/	/	/	/	/
849	850	0.033	0	1	849.000	-25.36	-13	Pass
850	852	0.1	4.81	2	851.010	-34.10	-13	Pass

Band5_3MHz_16QAM_LCH_825.5MHz_RB_1_0_NTNV

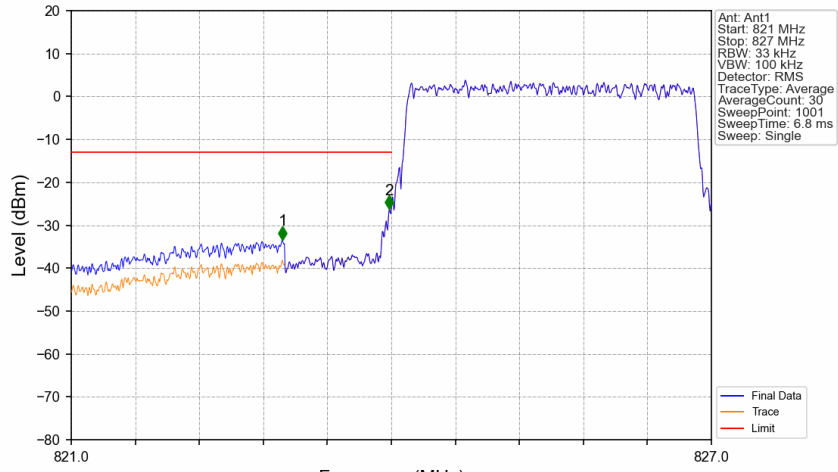


Start (MHz)	Stop (MHz)	RBW (MHz)	RBW Factor(dB)	Marker No.	Freq (MHz)	Level (dBm)	Limit (dBm)	Result
821	823	0.1	15.23	1	822.947	-42.52	-13	Pass
823	824	0.003	0	2	824.000	-25.18	-13	Pass
824	827	0.003	0	/	/	/	/	/

Band5_3MHz_16QAM_LCH_825.5MHz_RB_1_0_NTNV



Band5_3MHz_16QAM_LCH_825.5MHz_RB_15_0_NTNV



Start (MHz)	Stop (MHz)	RBW (MHz)	RBW Factor(dB)	Marker No.	Freq (MHz)	Level (dBm)	Limit (dBm)	Result
821	823	0.1	4.81	1	822.980	-33.37	-13	Pass
823	824	0.033	0	2	823.982	-26.15	-13	Pass
824	827	0.033	0	/	/	/	/	/