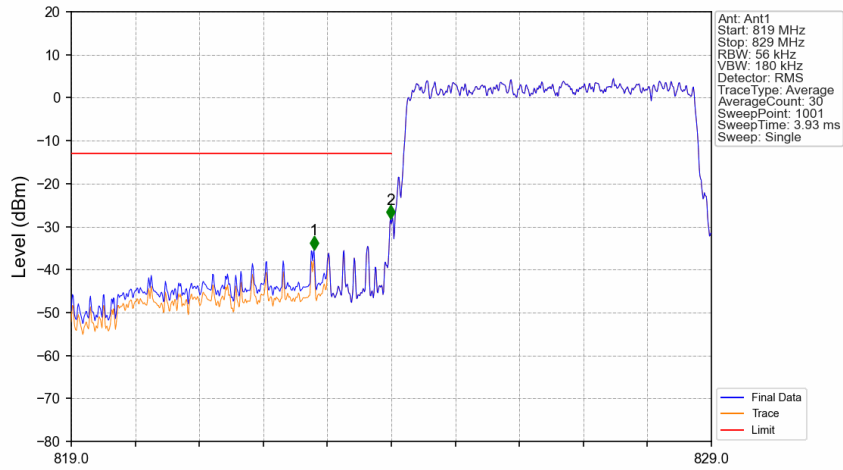
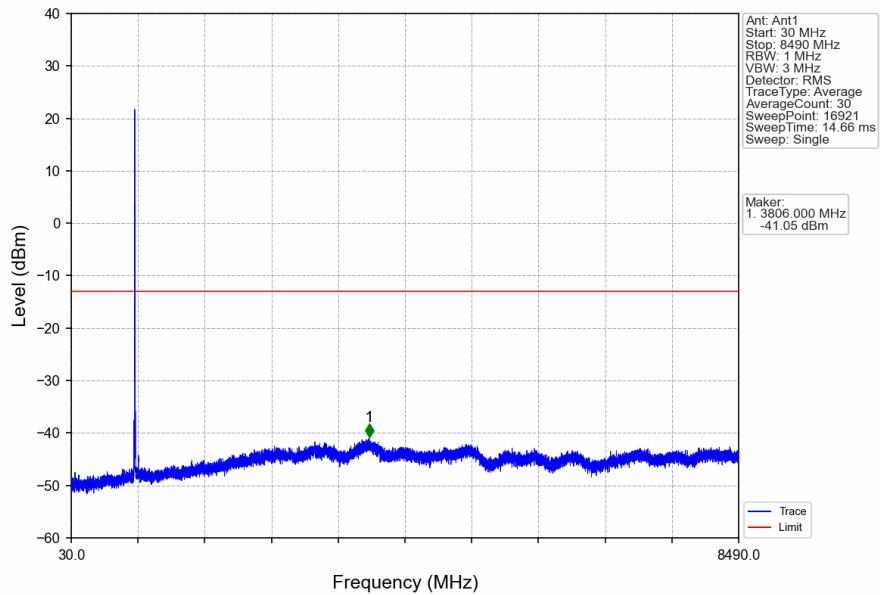


Band5_5MHz_QPSK_LCH_826.5MHz_RB_25_0_NTNV

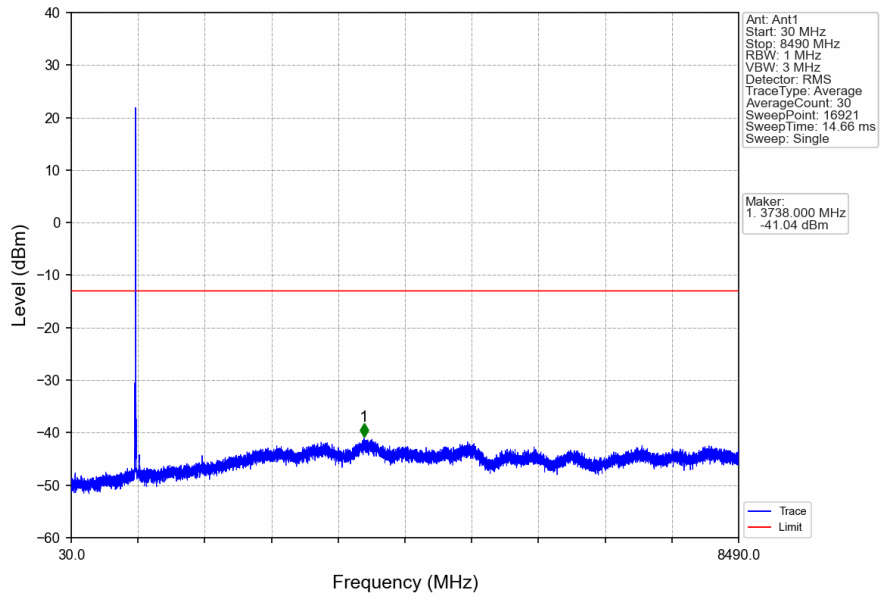


Start (MHz)	Stop (MHz)	RBW (MHz)	RBW Factor(dB)	Marker No.	Freq (MHz)	Level (dBm)	Limit (dBm)	Result
819	823	0.1	2.52	1	822.790	-35.30	-13	Pass
823	824	0.056	0	2	823.990	-28.20	-13	Pass
824	829	0.056	0	/	/	/	/	/

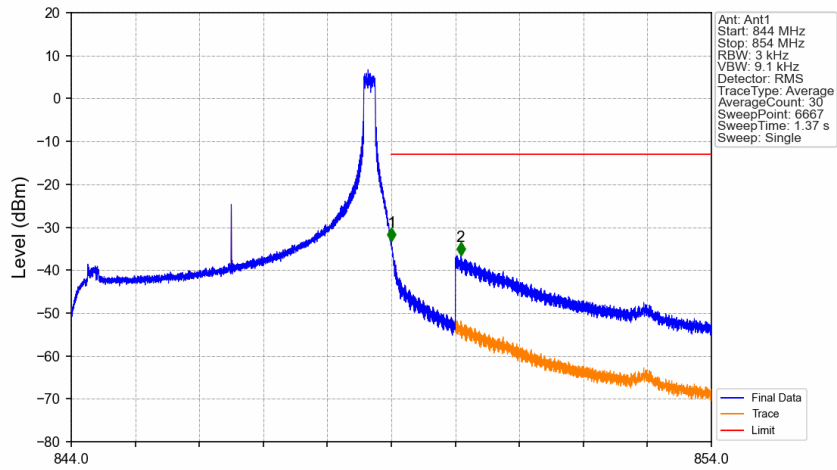
Band5_5MHz_QPSK_MCH_836.5MHz_RB_1_0_NTNV



Band5_5MHz_QPSK_HCH_846.5MHz_RB_1_0_NTNV

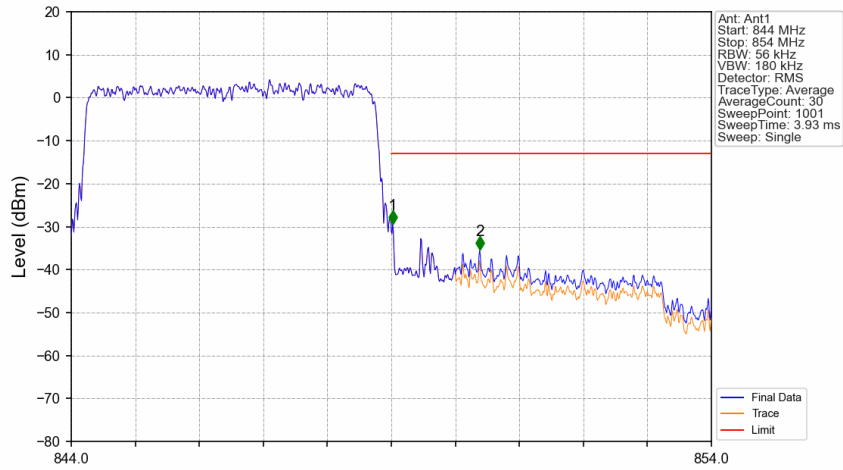


Band5_5MHz_QPSK_HCH_846.5MHz_RB_1_24_NTNV



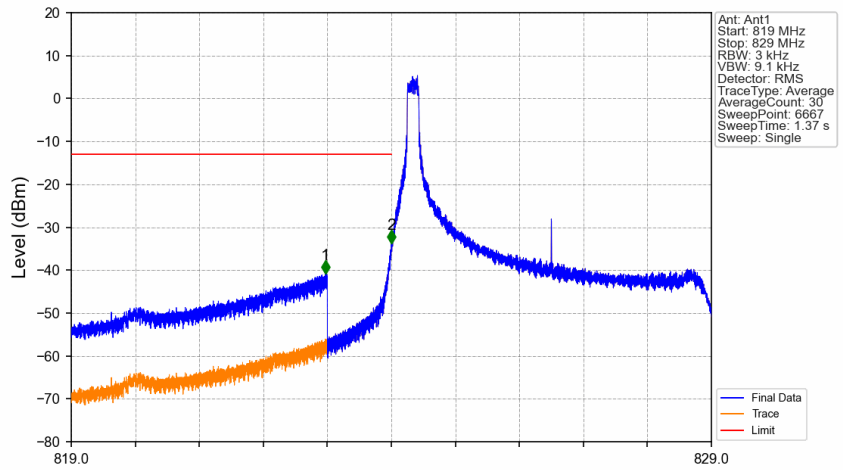
Start (MHz)	Stop (MHz)	RBW (MHz)	RBW Factor(dB)	Marker No.	Freq (MHz)	Level (dBm)	Limit (dBm)	Result
844	849	0.003	0	/	/	/	/	/
849	850	0.003	0	1	849.001	-33.22	-13	Pass
850	854	0.1	15.23	2	850.083	-36.59	-13	Pass

Band5_5MHz_QPSK_HCH_846.5MHz_RB_25_0_NTNV



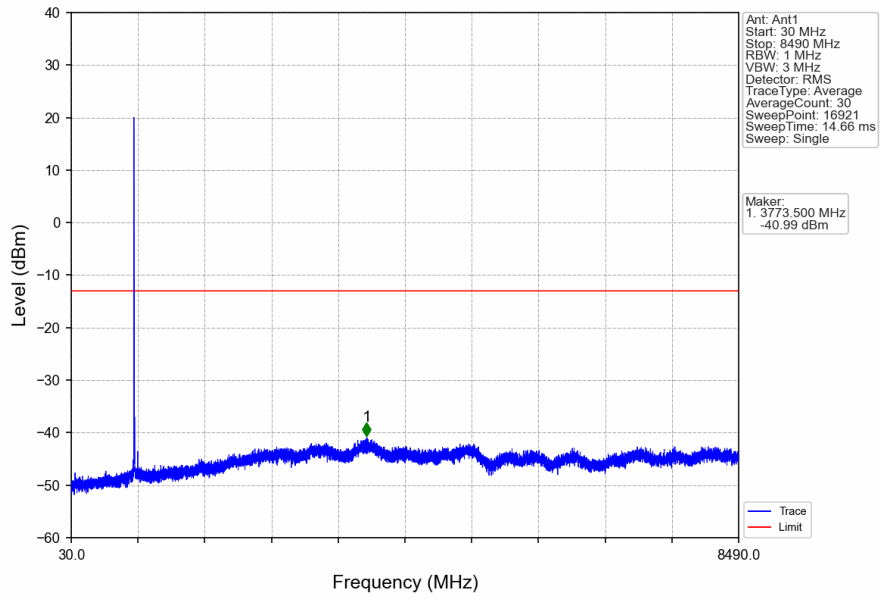
Start (MHz)	Stop (MHz)	RBW (MHz)	RBW Factor(dB)	Marker No.	Freq (MHz)	Level (dBm)	Limit (dBm)	Result
844	849	0.056	0	/	/	/	/	/
849	850	0.056	0	1	849.020	-29.44	-13	Pass
850	854	0.1	2.52	2	850.380	-35.41	-13	Pass

Band5_5MHz_16QAM_LCH_826.5MHz_RB_1_0_NTNV

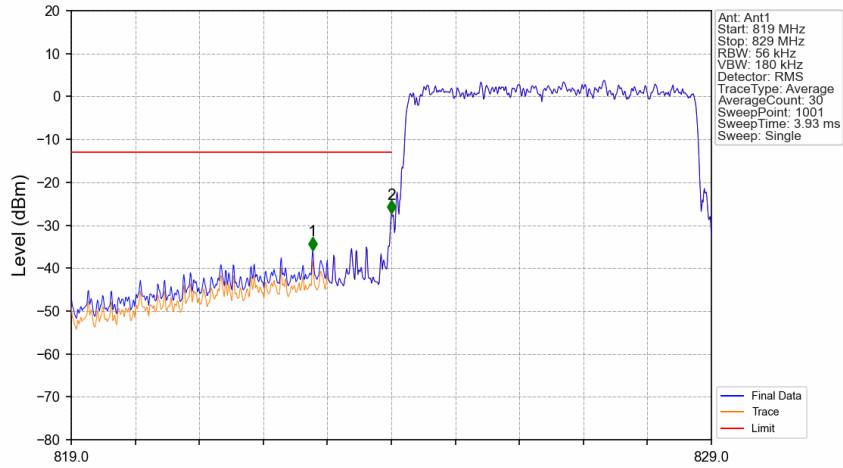


Start (MHz)	Stop (MHz)	RBW (MHz)	RBW Factor(dB)	Marker No.	Freq (MHz)	Level (dBm)	Limit (dBm)	Result
819	823	0.1	15.23	1	822.969	-40.82	-13	Pass
823	824	0.003	0	2	824.000	-33.82	-13	Pass
824	829	0.003	0	/	/	/	/	/

Band5_5MHz_16QAM_LCH_826.5MHz_RB_1_0_NTNV

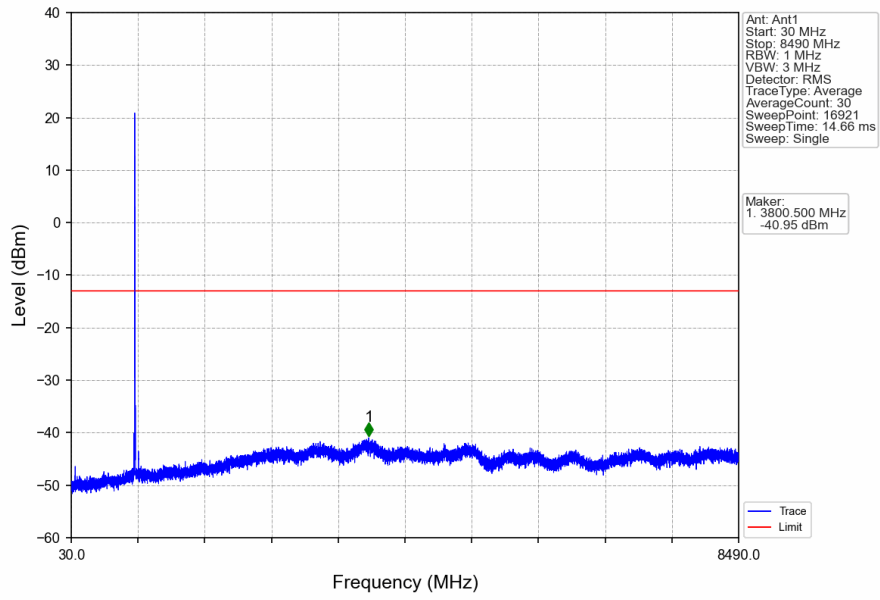


Band5_5MHz_16QAM_LCH_826.5MHz_RB_25_0_NTNV

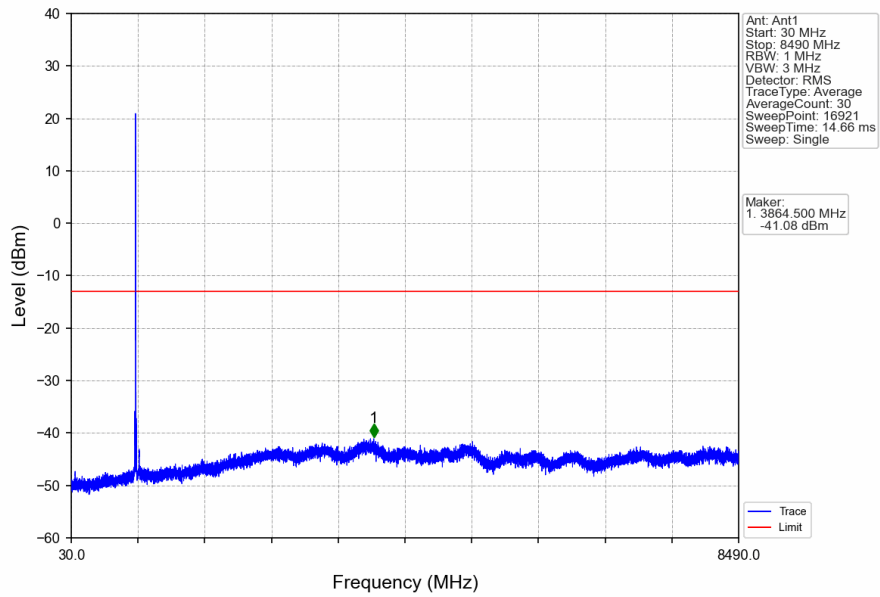


Start (MHz)	Stop (MHz)	RBW (MHz)	RBW Factor(dB)	Marker No.	Freq (MHz)	Level (dBm)	Limit (dBm)	Result
819	823	0.1	2.52	1	822.770	-35.83	-13	Pass
823	824	0.056	0	2	824.000	-27.30	-13	Pass
824	829	0.056	0	/	/	/	/	/

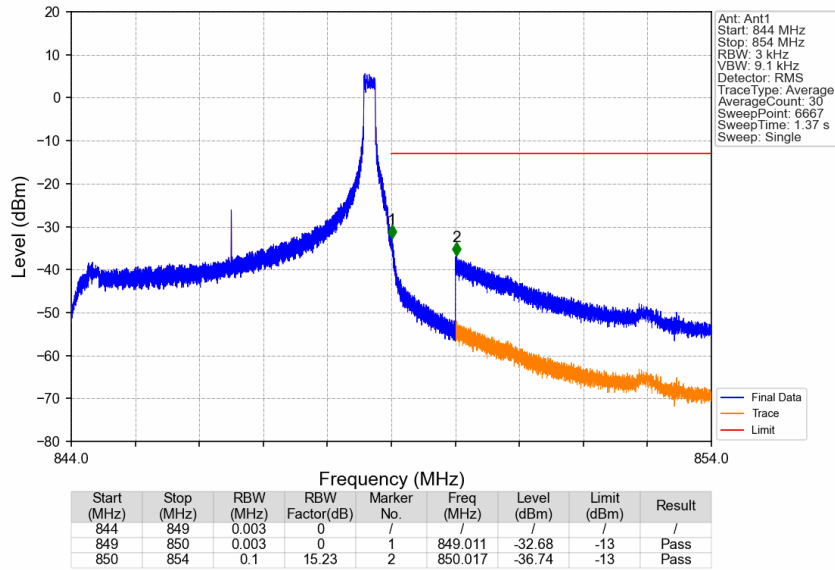
Band5_5MHz_16QAM_MCH_836.5MHz_RB_1_0_NTNV



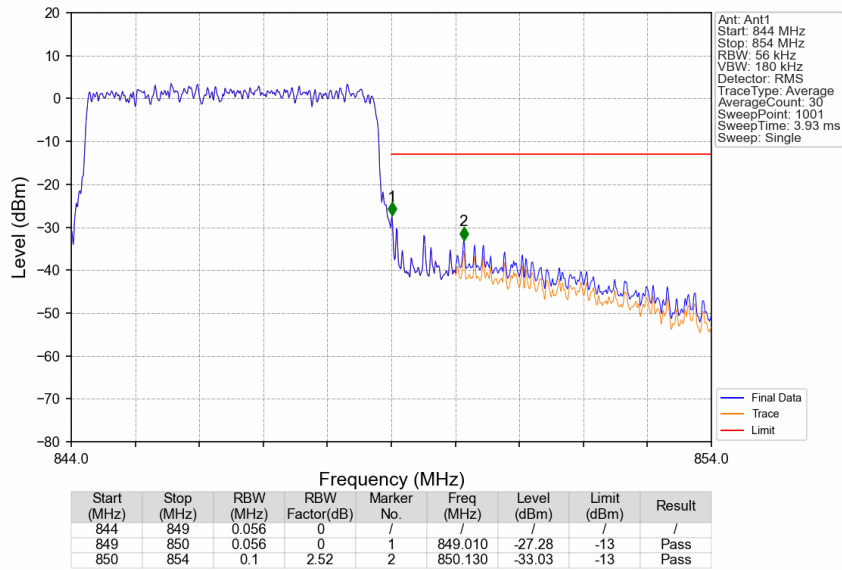
Band5_5MHz_16QAM_HCH_846.5MHz_RB_1_0_NTNV



Band5_5MHz_16QAM_HCH_846.5MHz_RB_1_24_NTNV



Band5_5MHz_16QAM_HCH_846.5MHz_RB_25_0_NTNV

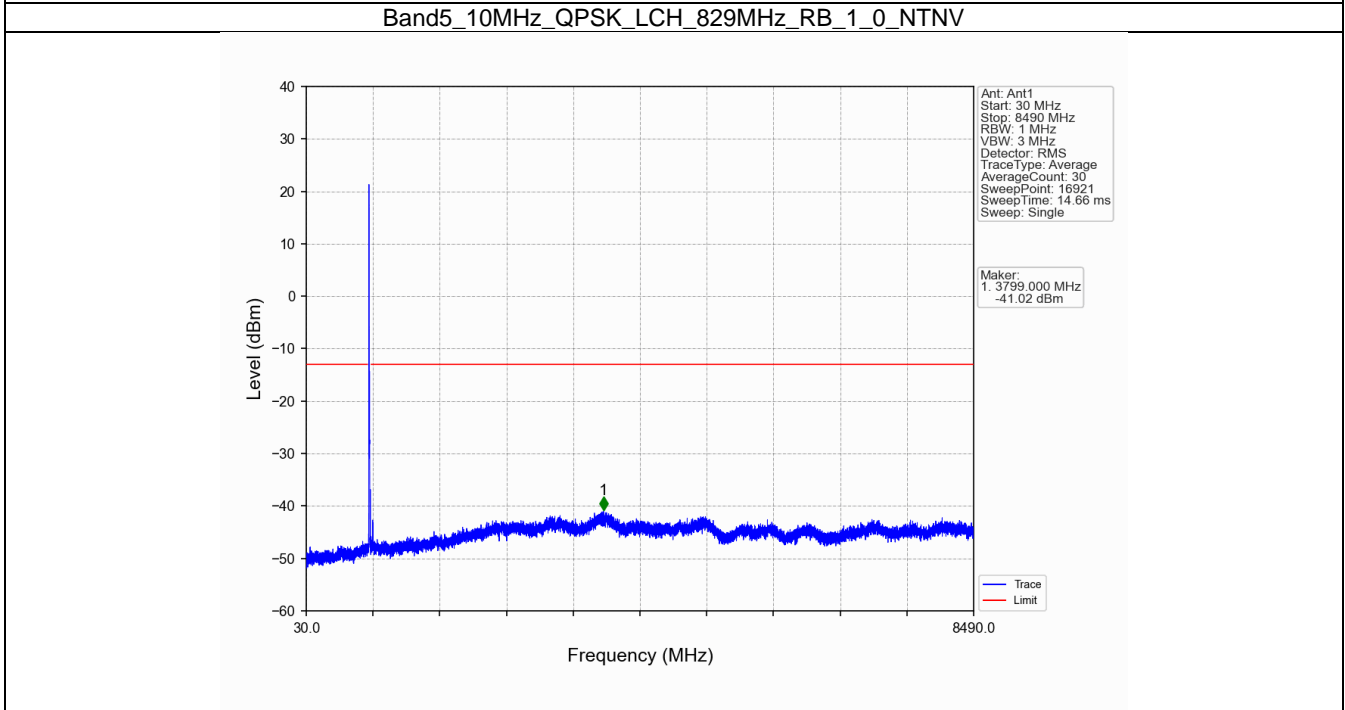
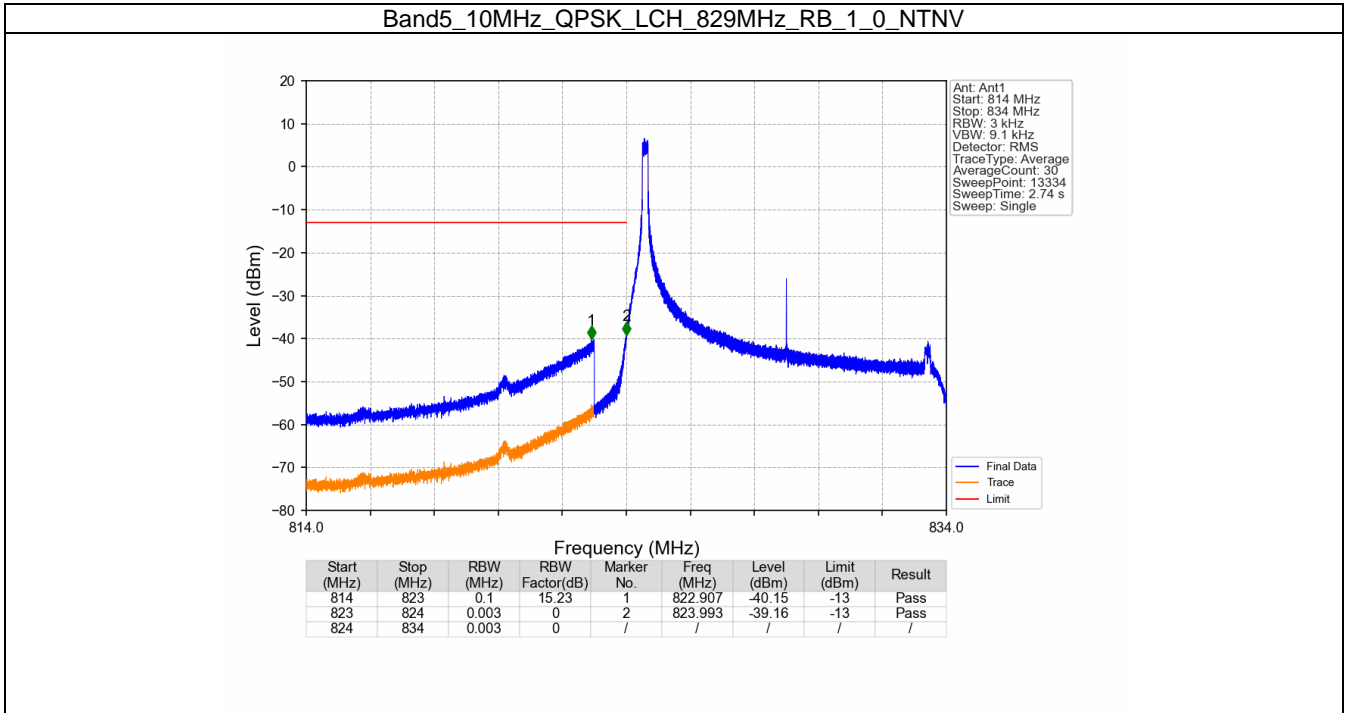


7.4 B5_10MHz

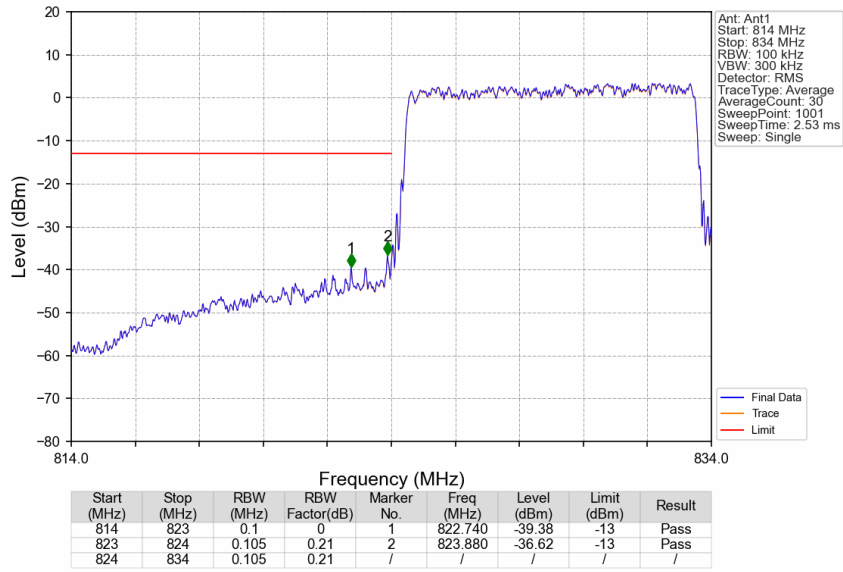
7.4.1 Test Result

Band: 5 / Bandwidth: 10MHz / NTV						
Modulation	Frequency (MHz)	RB Allocation		Spurious Emission		Verdict
		Size	Offset	Result	Limit	
QPSK	829	1	0	Refer To Test Graph		Pass
		50	0	Refer To Test Graph		Pass
	844	1	0	Refer To Test Graph		Pass
		1	49	Refer To Test Graph		Pass
		50	0	Refer To Test Graph		Pass
		50	0	Refer To Test Graph		Pass
16QAM	829	1	0	Refer To Test Graph		Pass
		50	0	Refer To Test Graph		Pass
	844	1	0	Refer To Test Graph		Pass
		1	49	Refer To Test Graph		Pass
		50	0	Refer To Test Graph		Pass
		50	0	Refer To Test Graph		Pass

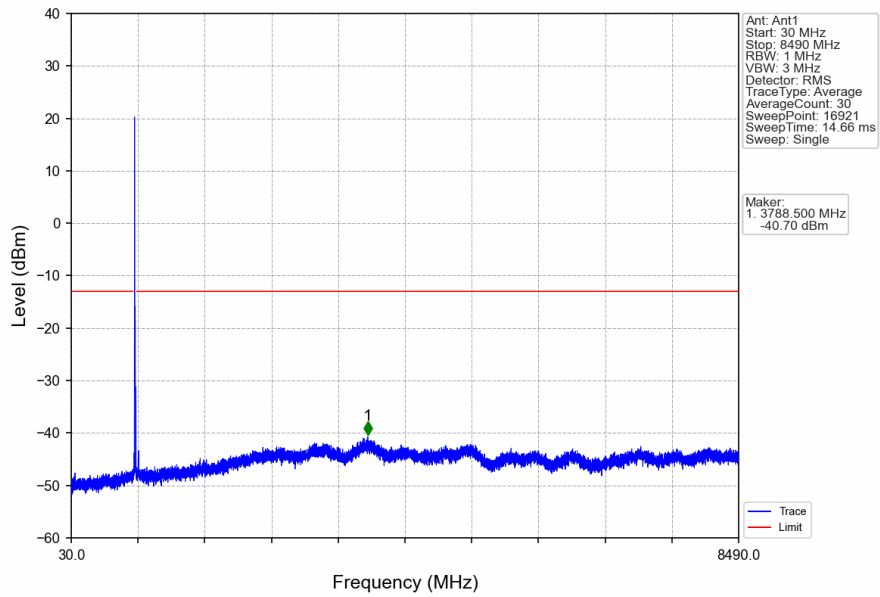
7.4.2 Test Graph



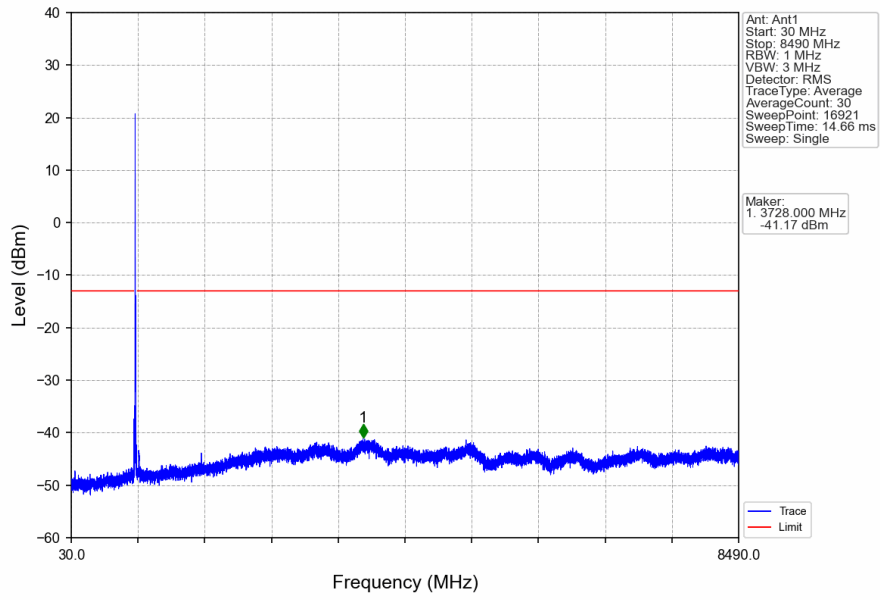
Band5_10MHz_QPSK_LCH_829MHz_RB_50_0_NTNV



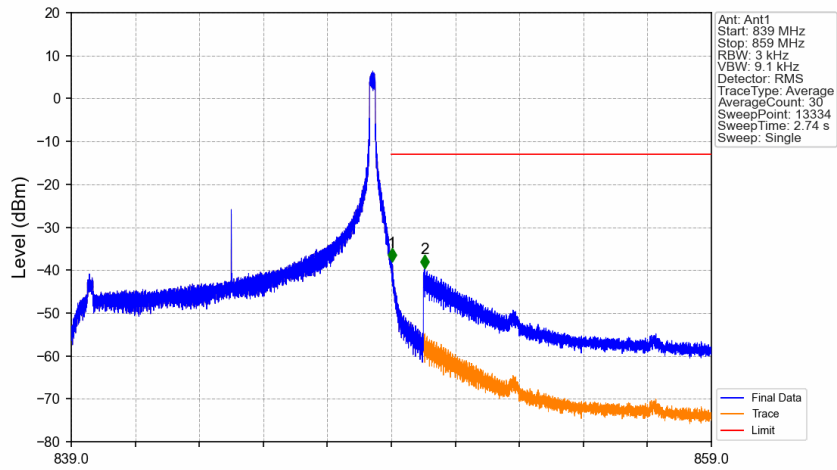
Band5_10MHz_QPSK_MCH_836.5MHz_RB_1_0_NTNV



Band5_10MHz_QPSK_HCH_844MHz_RB_1_0_NTNV

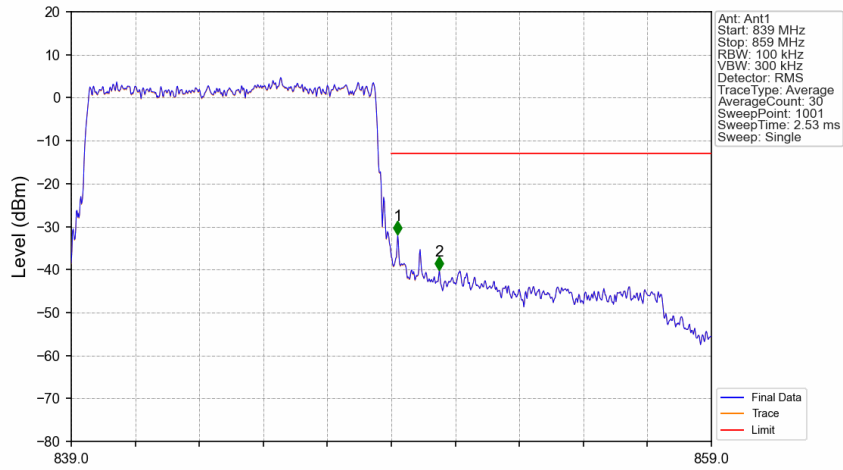


Band5_10MHz_QPSK_HCH_844MHz_RB_1_49_NTNV



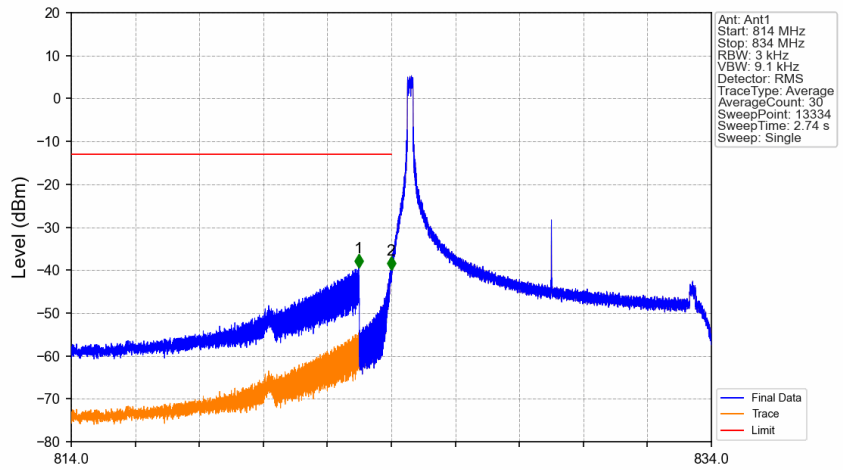
Start (MHz)	Stop (MHz)	RBW (MHz)	RBW Factor(dB)	Marker No.	Freq (MHz)	Level (dBm)	Limit (dBm)	Result
839	849	0.003	0	/	/	/	/	/
849	850	0.003	0	1	849.013	-38.03	-13	Pass
850	859	0.1	15.23	2	850.048	-39.53	-13	Pass

Band5_10MHz_QPSK_HCH_844MHz_RB_50_0_NTNV



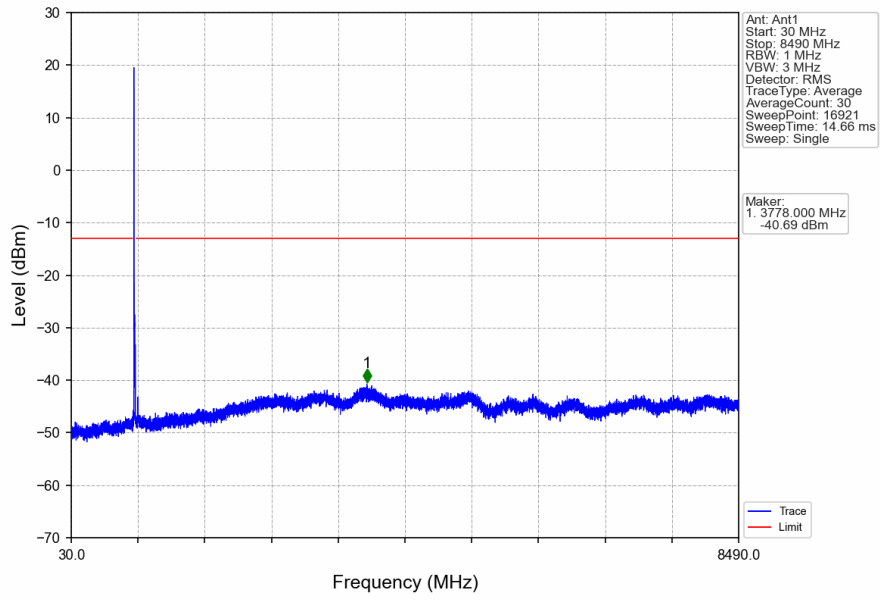
Start (MHz)	Stop (MHz)	RBW (MHz)	RBW Factor(dB)	Marker No.	Freq (MHz)	Level (dBm)	Limit (dBm)	Result
839	849	0.104	0.17	/	/	/	/	/
849	850	0.104	0.17	1	849.200	-31.93	-13	Pass
850	859	0.1	0	2	850.500	-40.09	-13	Pass

Band5_10MHz_16QAM_LCH_829MHz_RB_1_0_NTNV

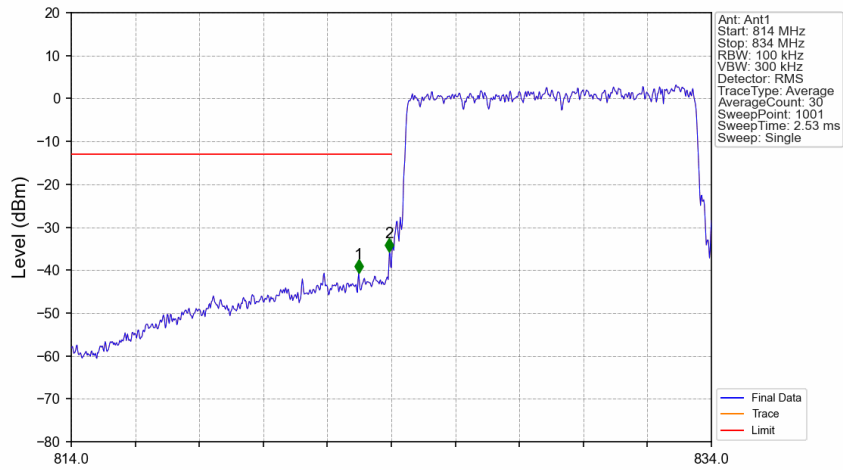


Start (MHz)	Stop (MHz)	RBW (MHz)	RBW Factor(dB)	Marker No.	Freq (MHz)	Level (dBm)	Limit (dBm)	Result
814	823	0.1	15.23	1	822.979	-39.37	-13	Pass
823	824	0.003	0	2	823.989	-39.88	-13	Pass
824	834	0.003	0	/	/	/	/	/

Band5_10MHz_16QAM_LCH_829MHz_RB_1_0_NTNV

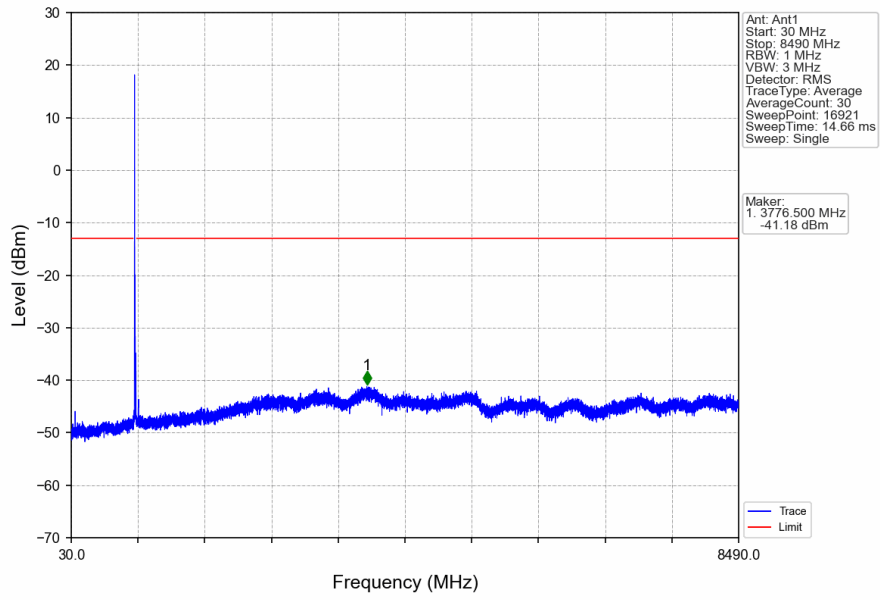


Band5_10MHz_16QAM_LCH_829MHz_RB_50_0_NTNV

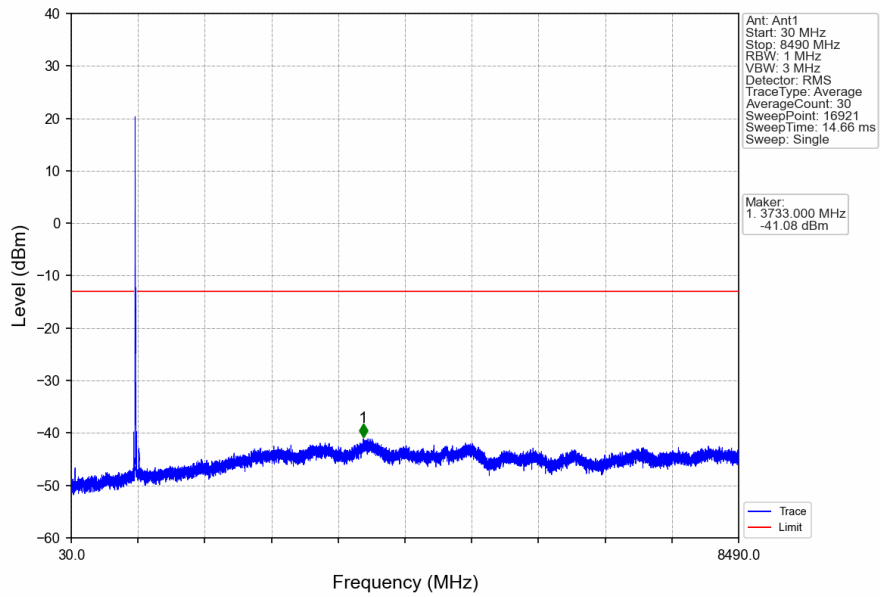


Start (MHz)	Stop (MHz)	RBW (MHz)	RBW Factor(dB)	Marker No.	Freq (MHz)	Level (dBm)	Limit (dBm)	Result
814	823	0.1	0	1	822.980	-40.68	-13	Pass
823	824	0.101	0.04	2	823.940	-35.80	-13	Pass
824	834	0.101	0.04	/	/	/	/	/

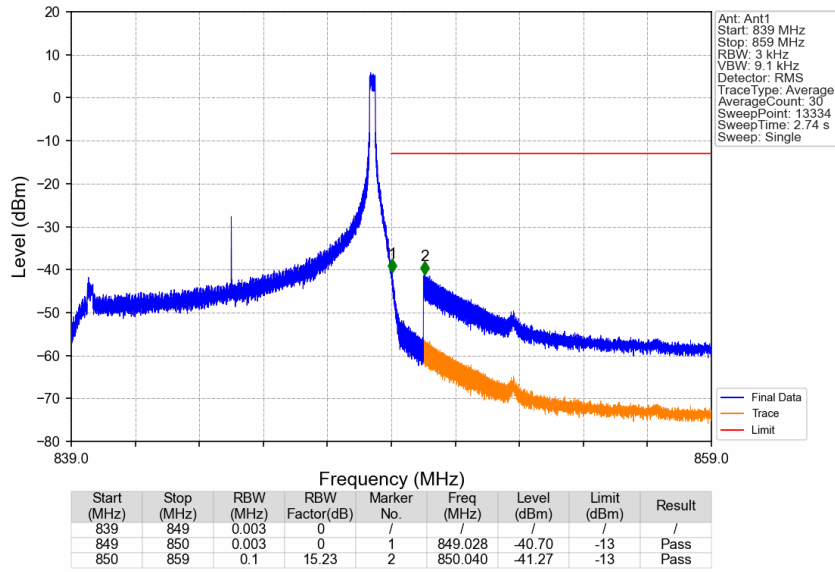
Band5_10MHz_16QAM_MCH_836.5MHz_RB_1_0_NTNV



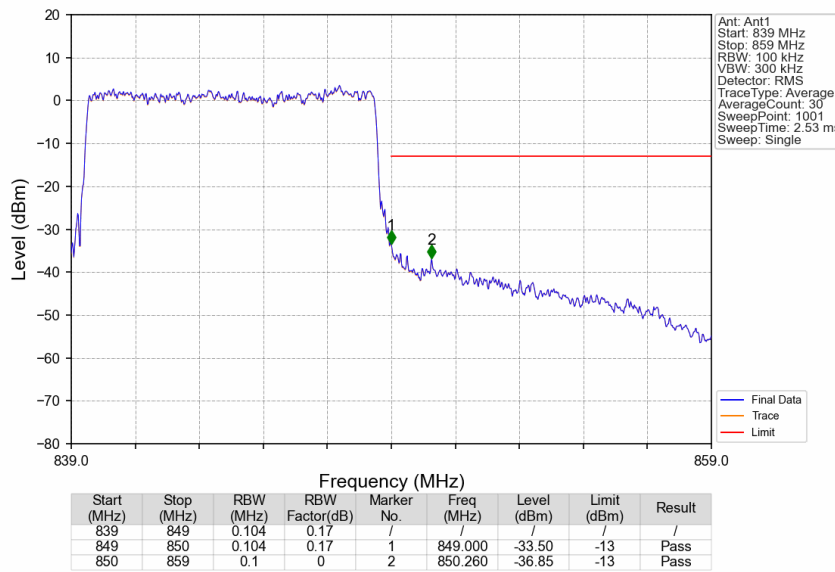
Band5_10MHz_16QAM_HCH_844MHz_RB_1_0_NTNV



Band5_10MHz_16QAM_HCH_844MHz_RB_1_49_NTNV



Band5_10MHz_16QAM_HCH_844MHz_RB_50_0_NTNV



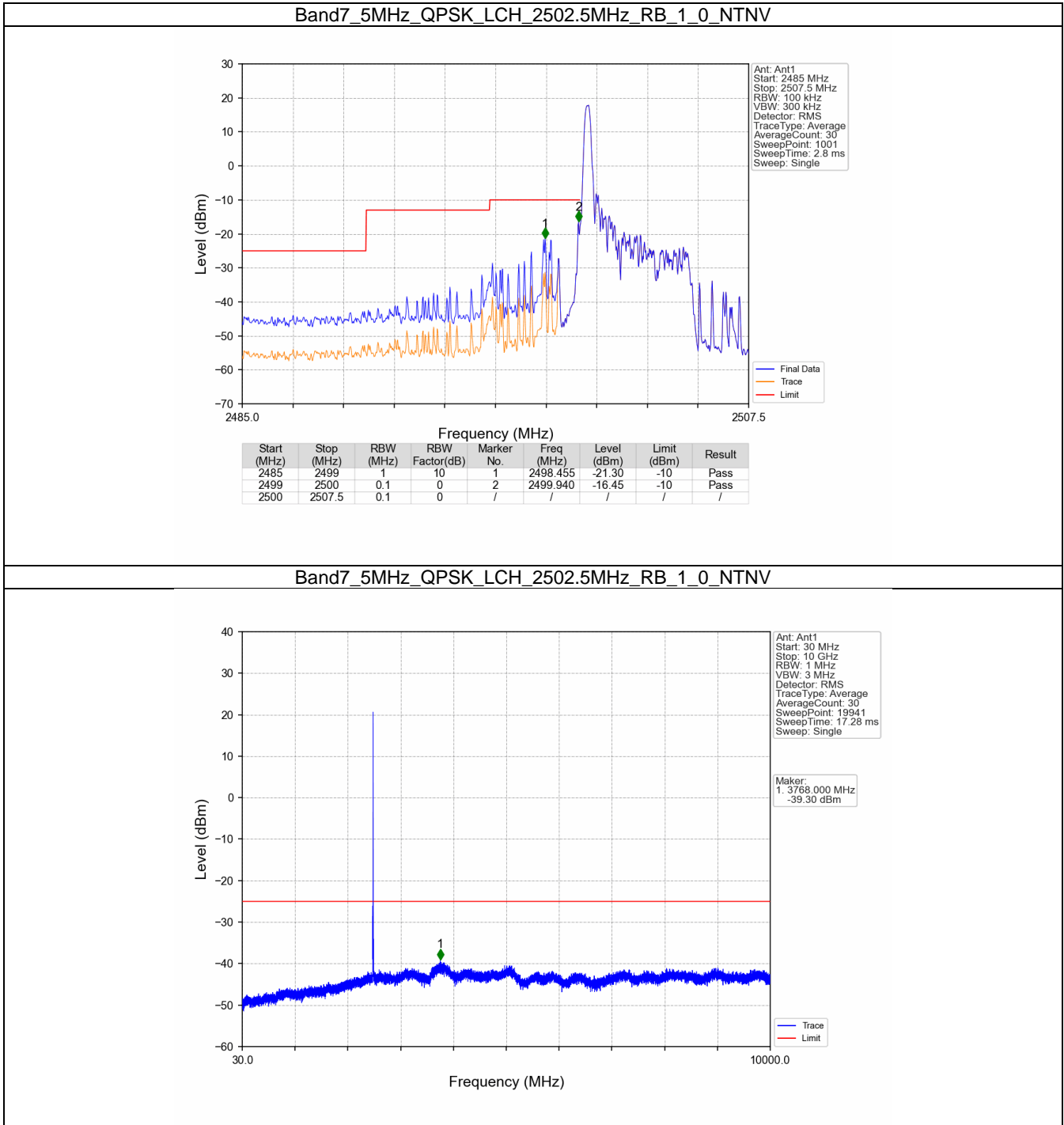
8. Spurious Emission

8.1 B7_5MHz

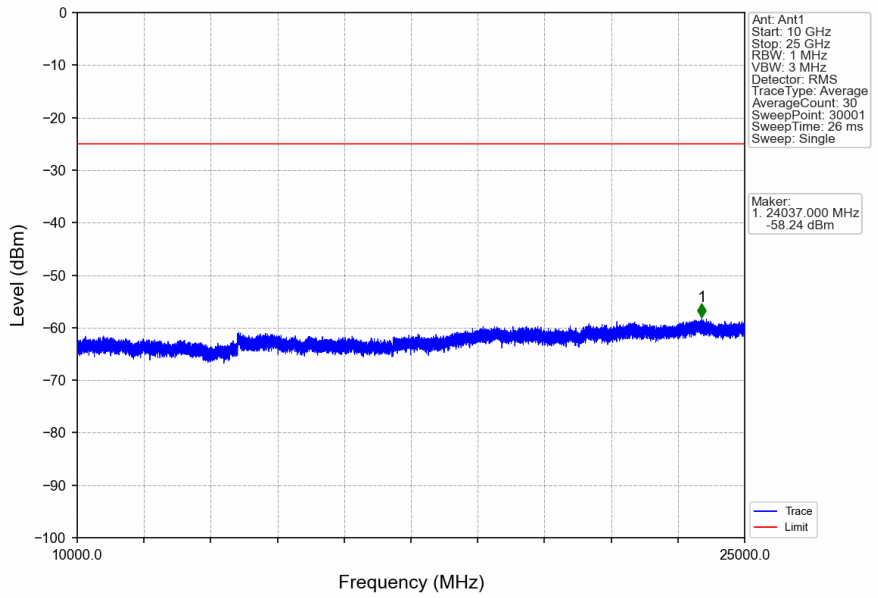
8.1.1 Test Result

Band: 7 / Bandwidth: 5MHz / NTN						
Modulation	Frequency (MHz)	RB Allocation		Spurious Emission		Verdict
		Size	Offset	Result	Limit	
QPSK	2502.5	1	0	Refer To Test Graph		Pass
		25	0	Refer To Test Graph		Pass
	2535	1	0	Refer To Test Graph		Pass
	2567.5	1	0	Refer To Test Graph		Pass
			24	Refer To Test Graph		Pass
		25	0	Refer To Test Graph		Pass
16QAM	2502.5	1	0	Refer To Test Graph		Pass
		25	0	Refer To Test Graph		Pass
	2535	1	0	Refer To Test Graph		Pass
	2567.5	1	0	Refer To Test Graph		Pass
			24	Refer To Test Graph		Pass
		25	0	Refer To Test Graph		Pass

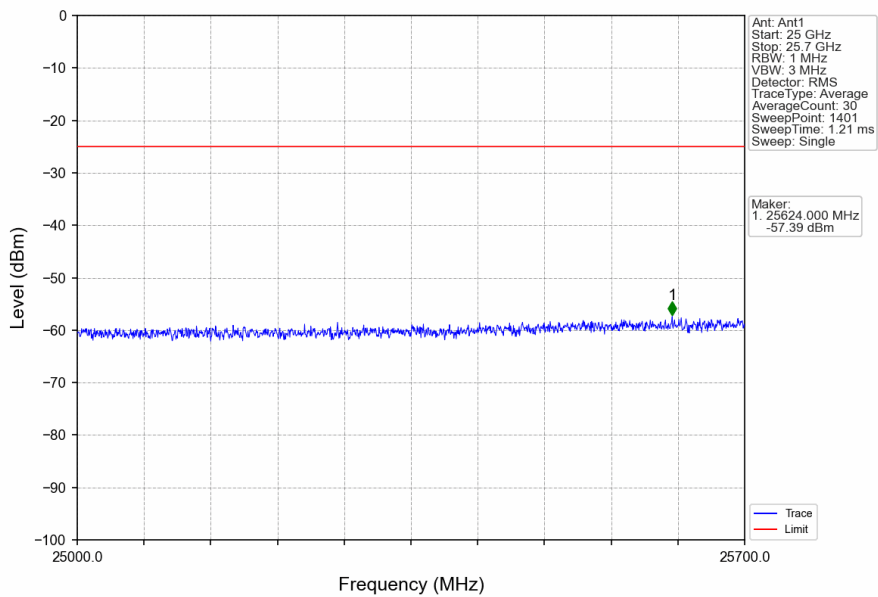
8.1.2 Test Graph



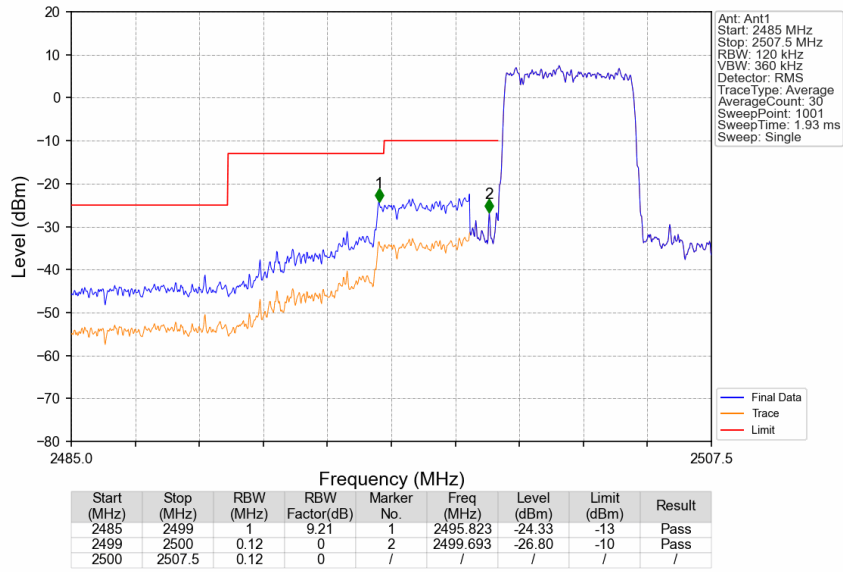
Band7_5MHz_QPSK_LCH_2502.5MHz_RB_1_0_NTNV



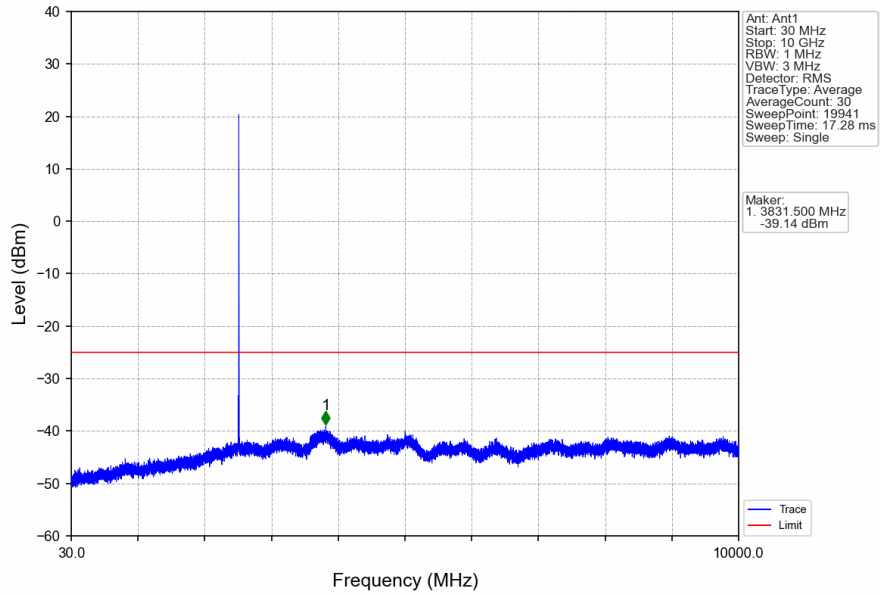
Band7_5MHz_QPSK_LCH_2502.5MHz_RB_1_0_NTNV



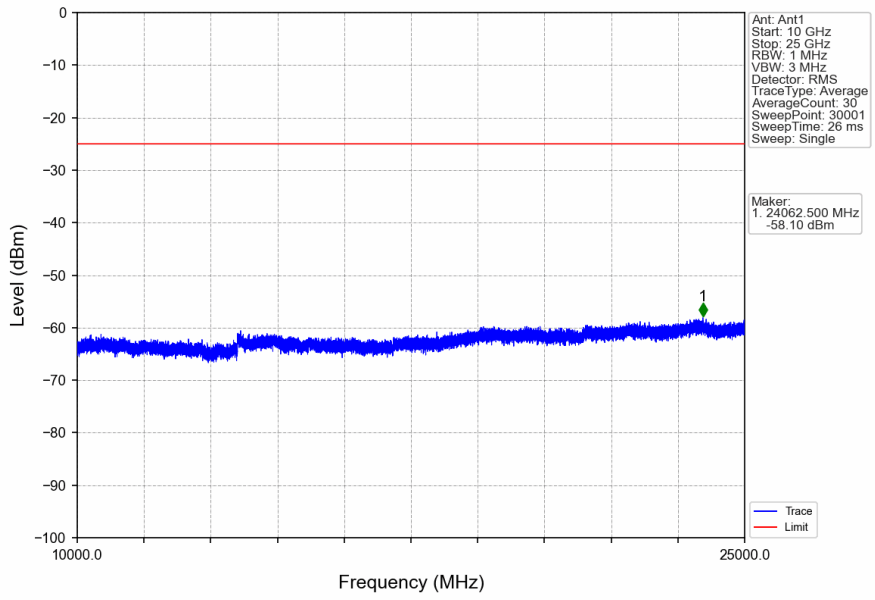
Band7_5MHz_QPSK_LCH_2502.5MHz_RB_25_0_NTNV



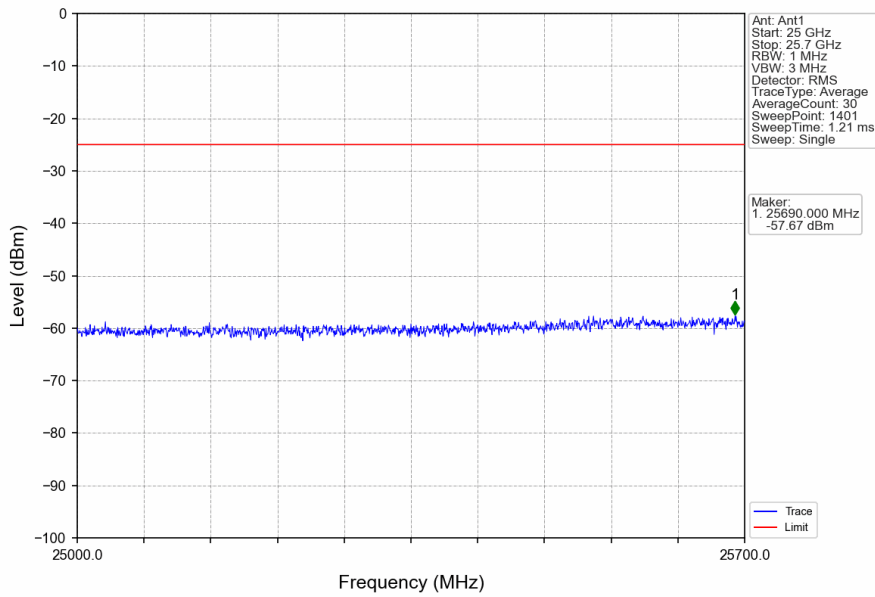
Band7_5MHz_QPSK_MCH_2535MHz_RB_1_0_NTNV



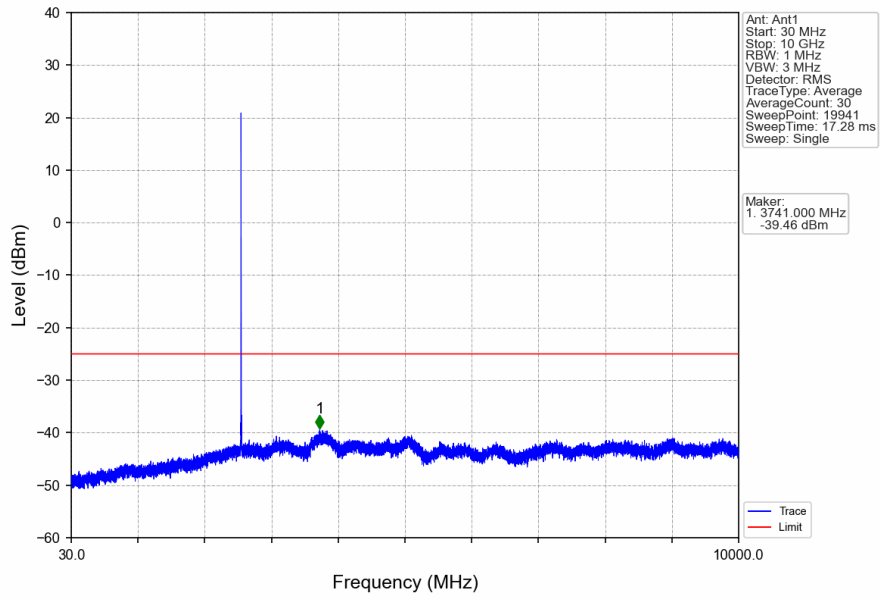
Band7_5MHz_QPSK_MCH_2535MHz_RB_1_0_NTNV



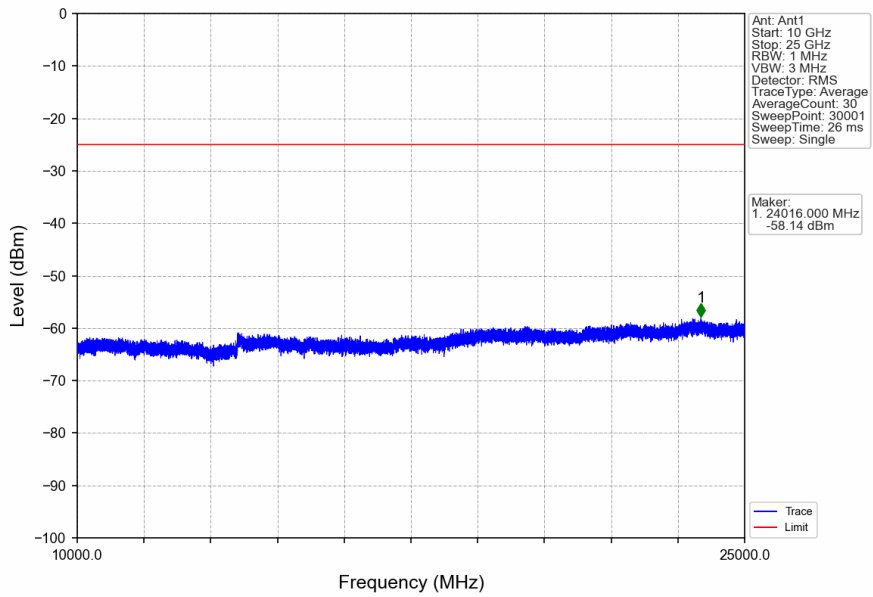
Band7_5MHz_QPSK_MCH_2535MHz_RB_1_0_NTNV



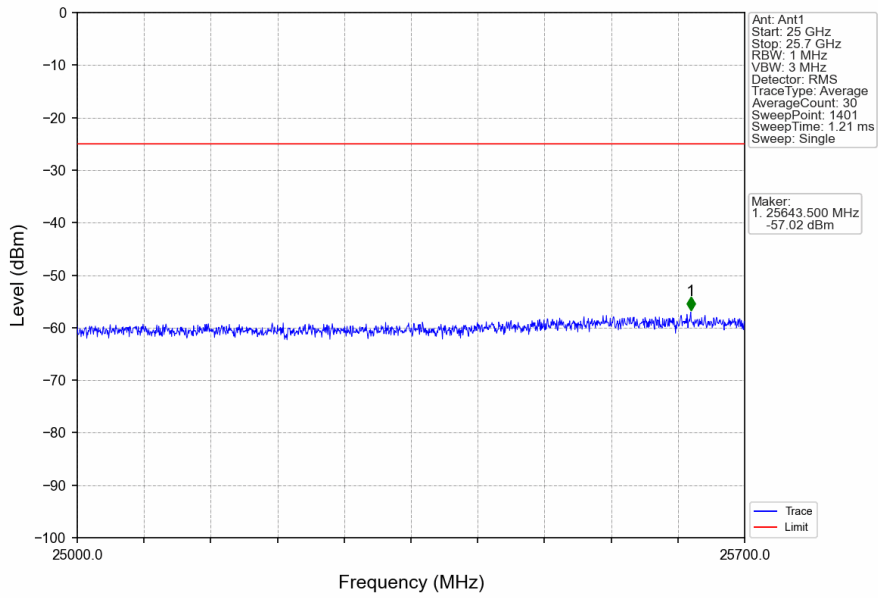
Band7_5MHz_QPSK_HCH_2567.5MHz_RB_1_0_NTNV



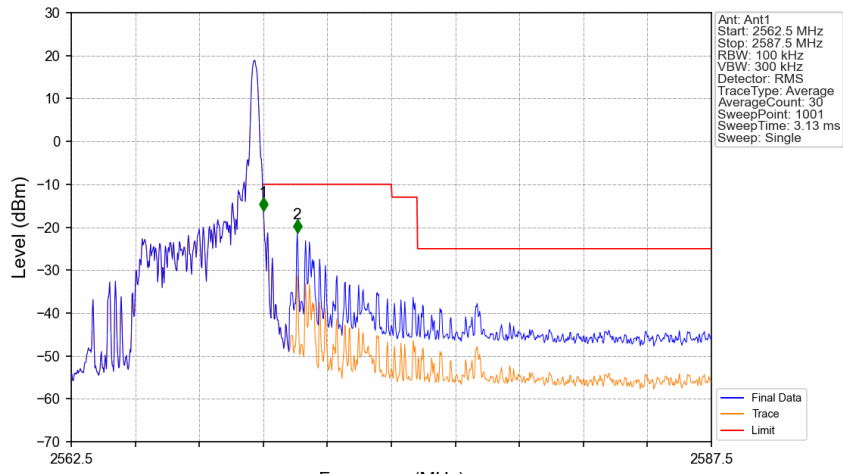
Band7_5MHz_QPSK_HCH_2567.5MHz_RB_1_0_NTNV



Band7_5MHz_QPSK_HCH_2567.5MHz_RB_1_0_NTNV

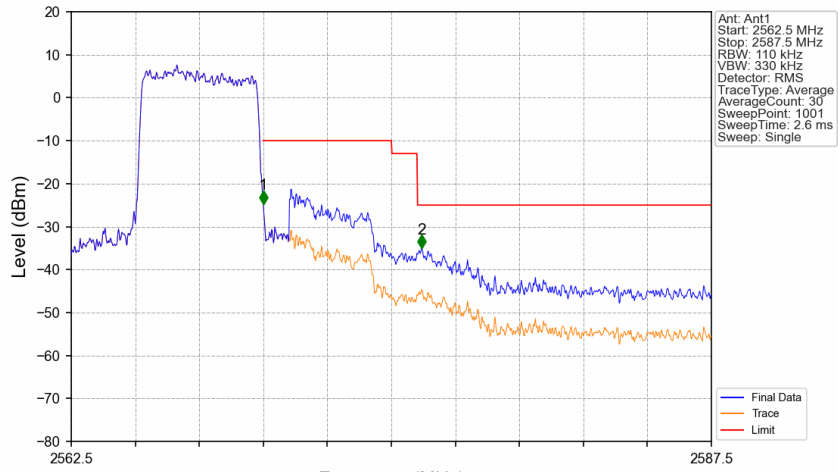


Band7_5MHz_QPSK_HCH_2567.5MHz_RB_1_24_NTNV



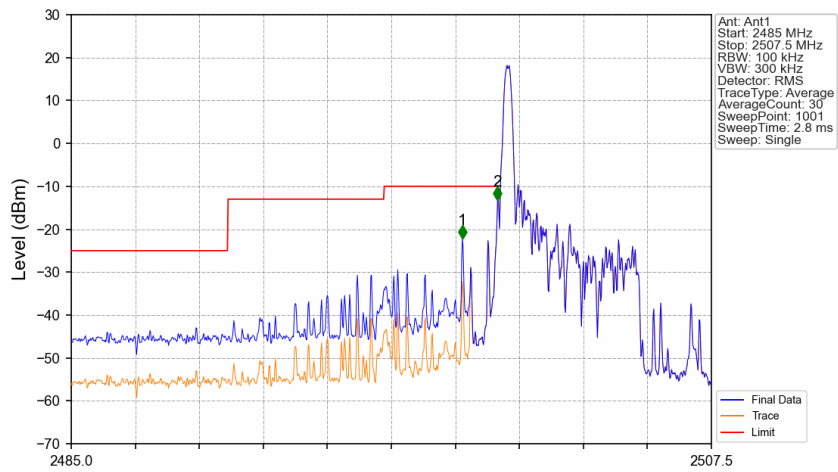
Start (MHz)	Stop (MHz)	RBW (MHz)	RBW Factor(dB)	Marker No.	Freq (MHz)	Level (dBm)	Limit (dBm)	Result
2562.5	2570	0.1	0	/	/	/	/	/
2570	2571	0.1	0	1	2570.000	-16.16	-10	Pass
2571	2587.5	1	10	2	2571.325	-21.30	-10	Pass

Band7_5MHz_QPSK_HCH_2567.5MHz_RB_25_0_NTNV



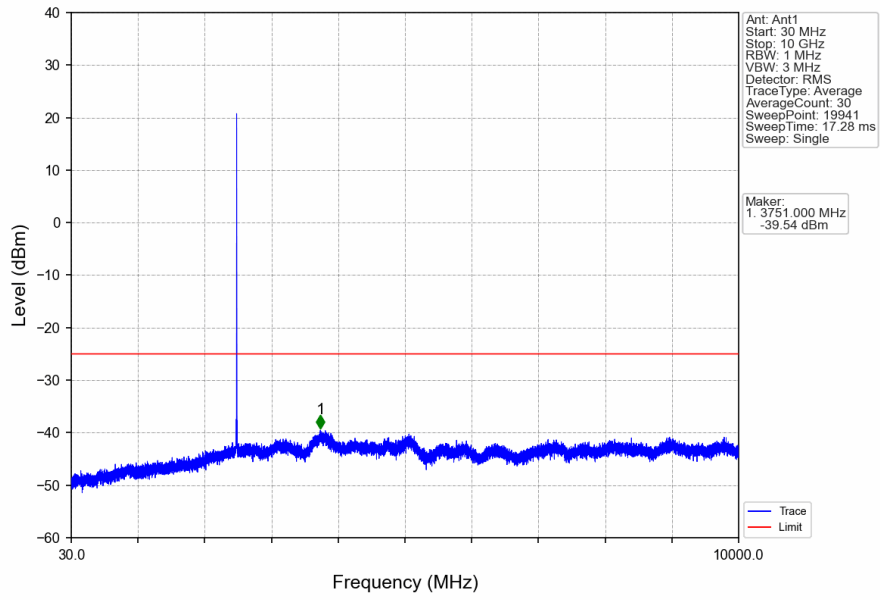
Start (MHz)	Stop (MHz)	RBW (MHz)	RBW Factor(dB)	Marker No.	Freq (MHz)	Level (dBm)	Limit (dBm)	Result
2562.5	2570	0.11	0	/	/	/	/	/
2570	2571	0.11	0	1	2570.000	-24.73	-10	Pass
2571	2587.5	1	9.59	2	2576.175	-35.06	-25	Pass

Band7_5MHz_16QAM_LCH_2502.5MHz_RB_1_0_NTNV

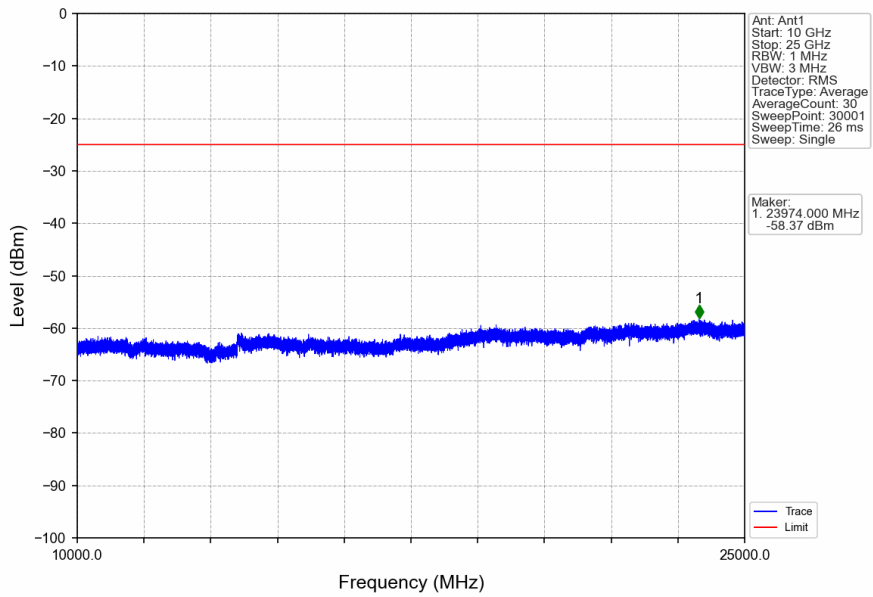


Start (MHz)	Stop (MHz)	RBW (MHz)	RBW Factor(dB)	Marker No.	Freq (MHz)	Level (dBm)	Limit (dBm)	Result
2485	2499	1	10	1	2498.747	-22.16	-10	Pass
2499	2500	0.1	0	2	2499.985	-13.24	-10	Pass
2500	2507.5	0.1	0	/	/	/	/	/

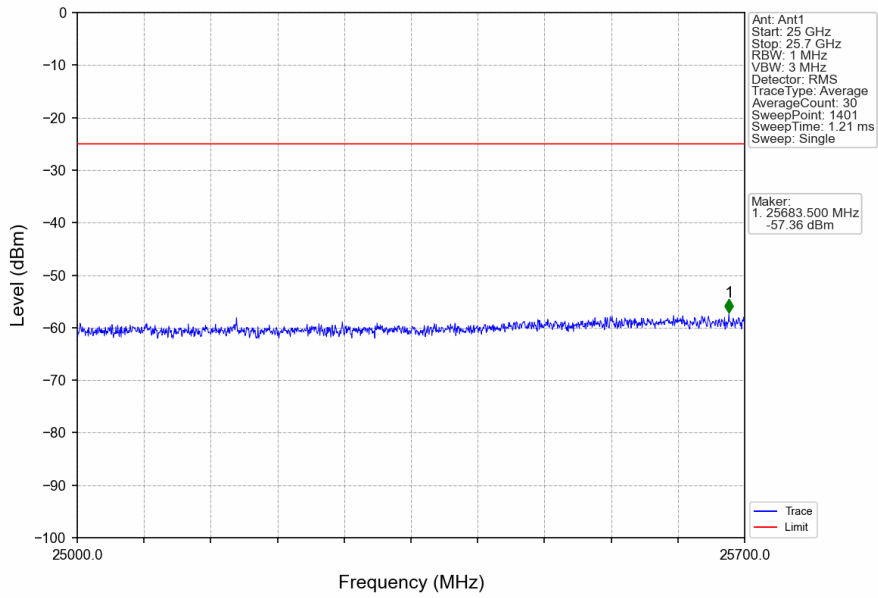
Band7_5MHz_16QAM_LCH_2502.5MHz_RB_1_0_NTNV



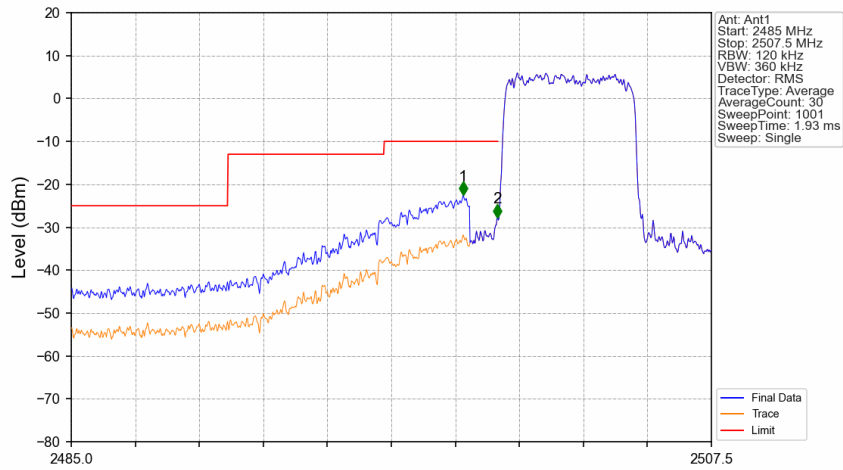
Band7_5MHz_16QAM_LCH_2502.5MHz_RB_1_0_NTNV



Band7_5MHz_16QAM_LCH_2502.5MHz_RB_1_0_NTNV

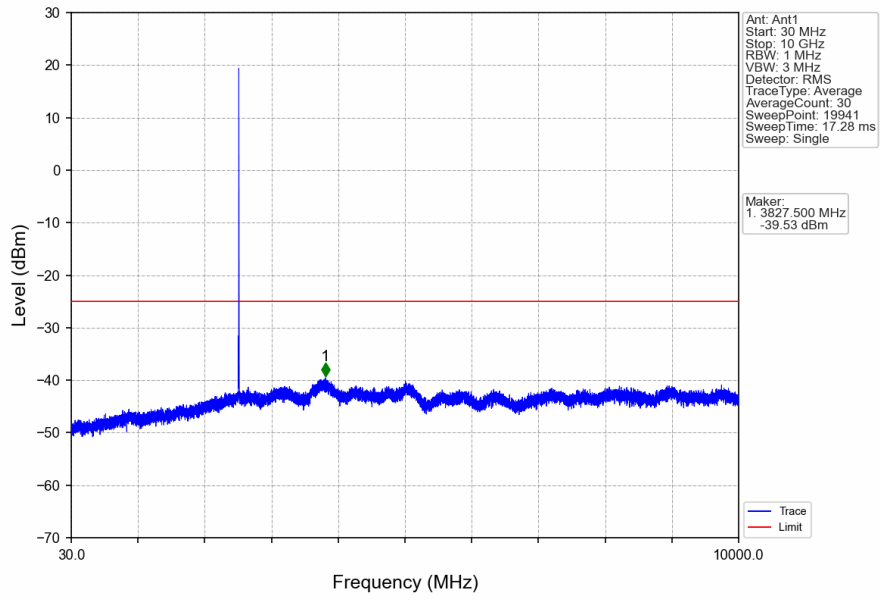


Band7_5MHz_16QAM_LCH_2502.5MHz_RB_25_0_NTNV

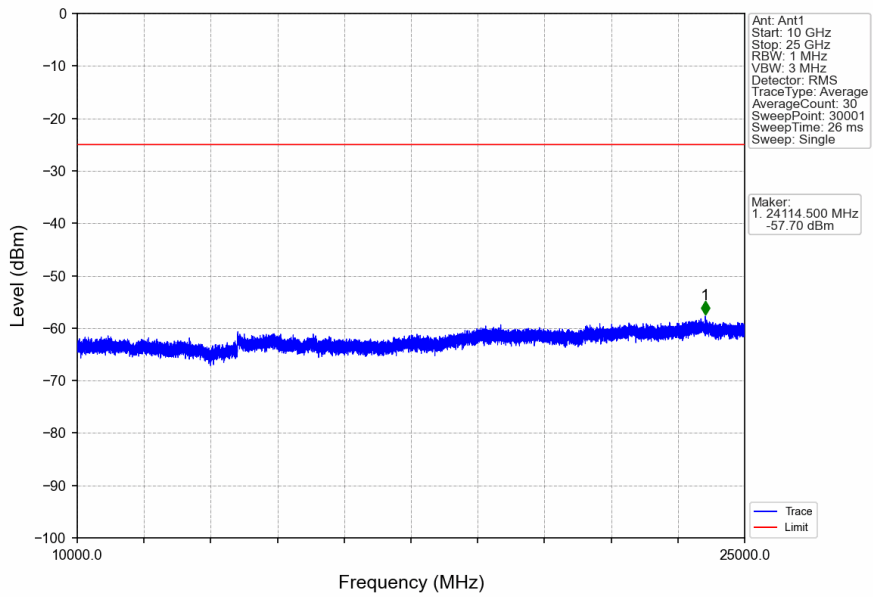


Start (MHz)	Stop (MHz)	RBW (MHz)	RBW Factor(dB)	Marker No.	Freq (MHz)	Level (dBm)	Limit (dBm)	Result
2485	2499	1	9.21	1	2498.770	-22.57	-10	Pass
2499	2500	0.12	0	2	2499.985	-27.70	-10	Pass
2500	2507.5	0.12	0	/	/	/	/	/

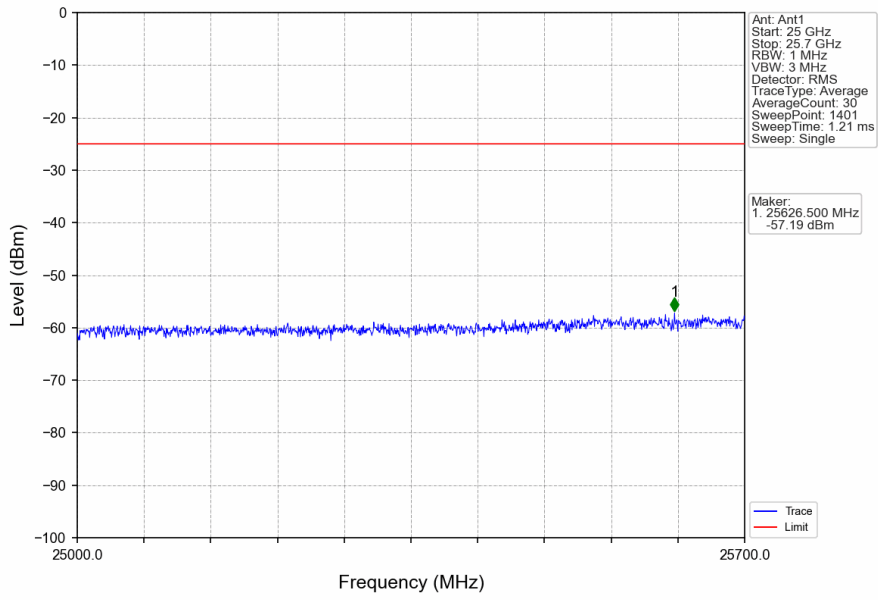
Band7_5MHz_16QAM_MCH_2535MHz_RB_1_0_NTNV



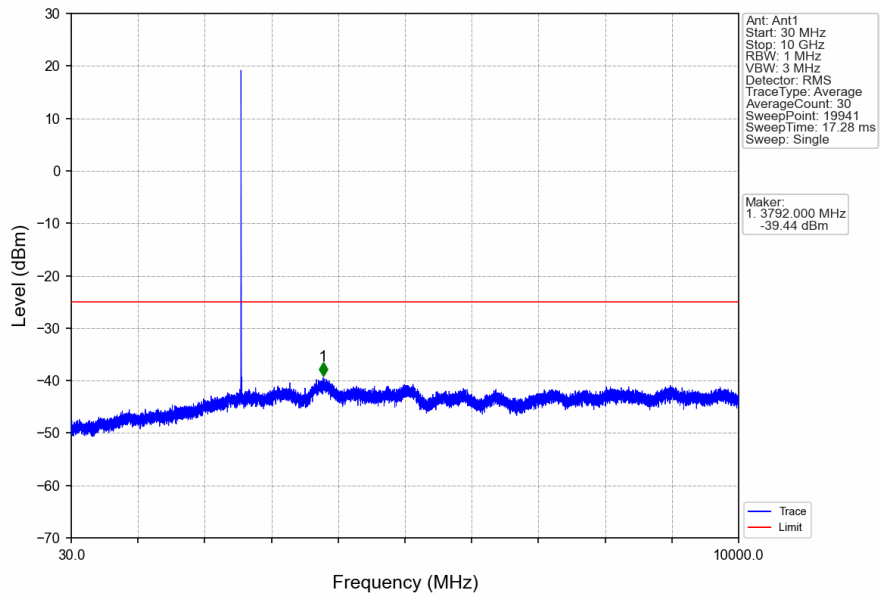
Band7_5MHz_16QAM_MCH_2535MHz_RB_1_0_NTNV



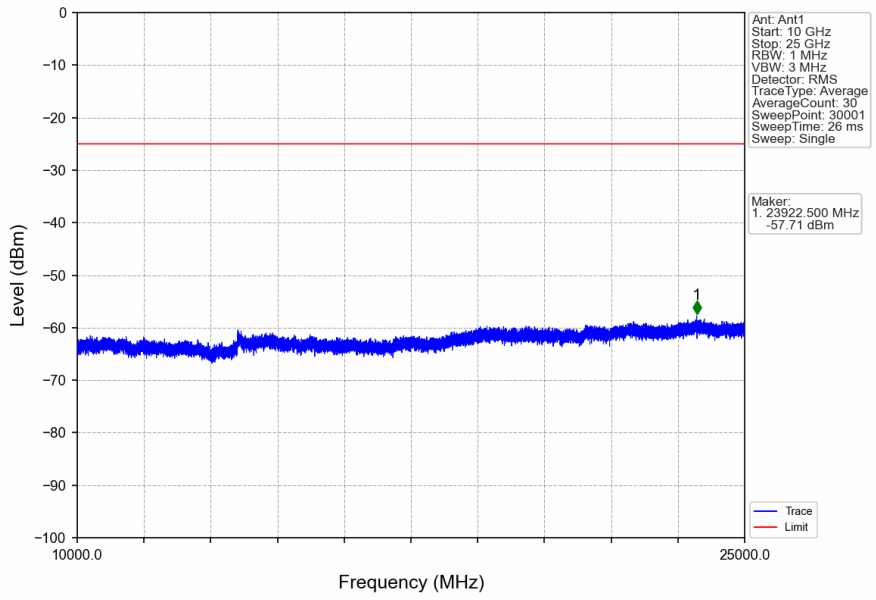
Band7_5MHz_16QAM_MCH_2535MHz_RB_1_0_NTNV



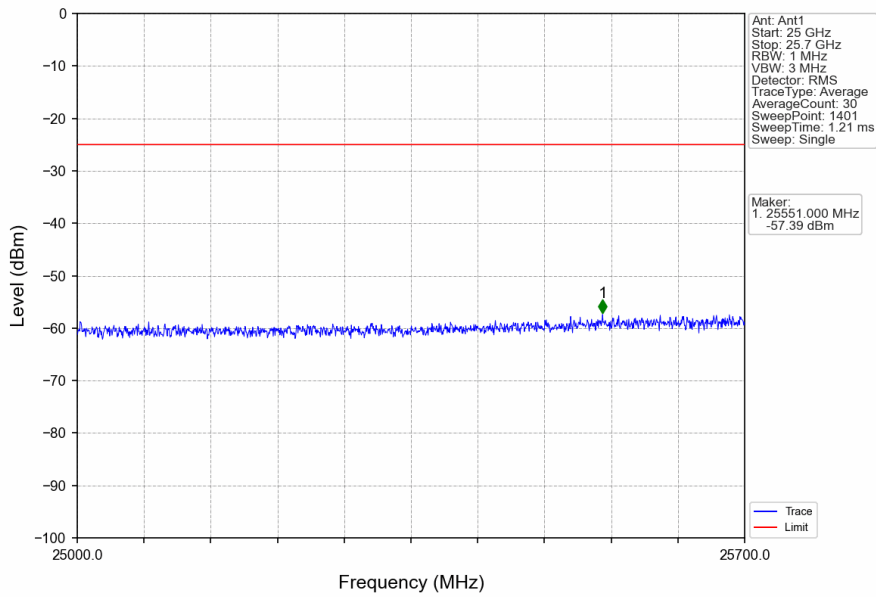
Band7_5MHz_16QAM_HCH_2567.5MHz_RB_1_0_NTNV



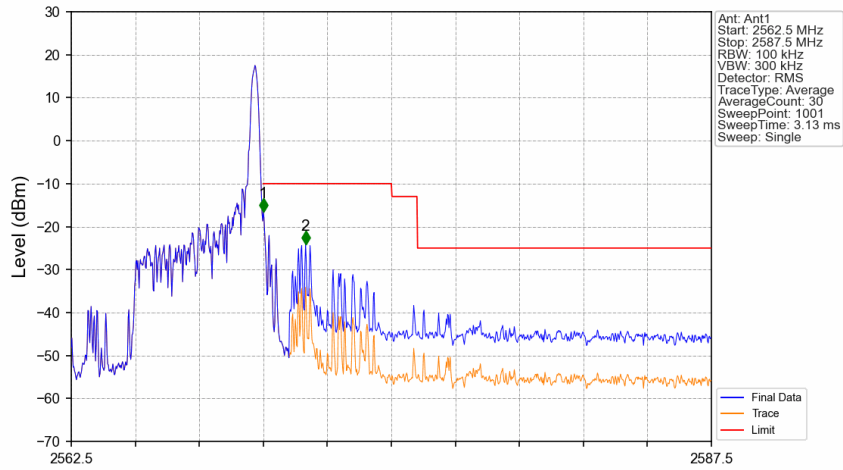
Band7_5MHz_16QAM_HCH_2567.5MHz_RB_1_0_NTNV



Band7_5MHz_16QAM_HCH_2567.5MHz_RB_1_0_NTNV

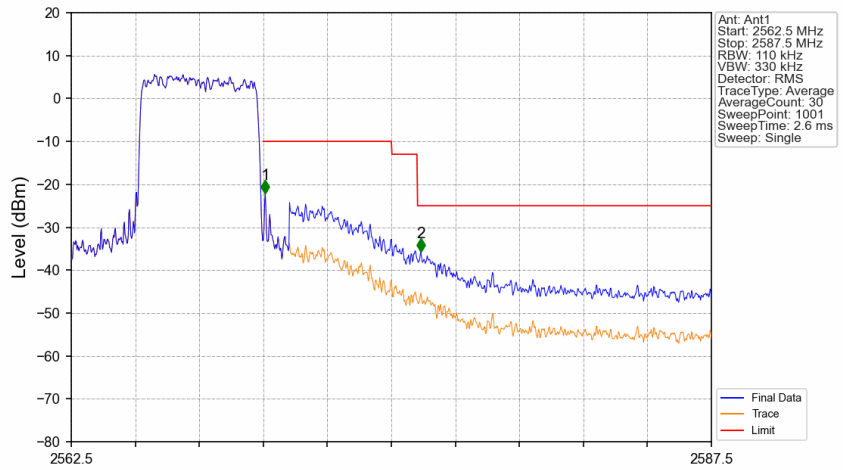


Band7_5MHz_16QAM_HCH_2567.5MHz_RB_1_24_NTNV



Start (MHz)	Stop (MHz)	RBW (MHz)	RBW Factor(dB)	Marker No.	Freq (MHz)	Level (dBm)	Limit (dBm)	Result
2562.5	2570	0.1	0	/	/	/	/	/
2570	2571	0.1	0	1	2570.000	-16.62	-10	Pass
2571	2587.5	1	10	2	2571.650	-24.13	-10	Pass

Band7_5MHz_16QAM_HCH_2567.5MHz_RB_25_0_NTNV



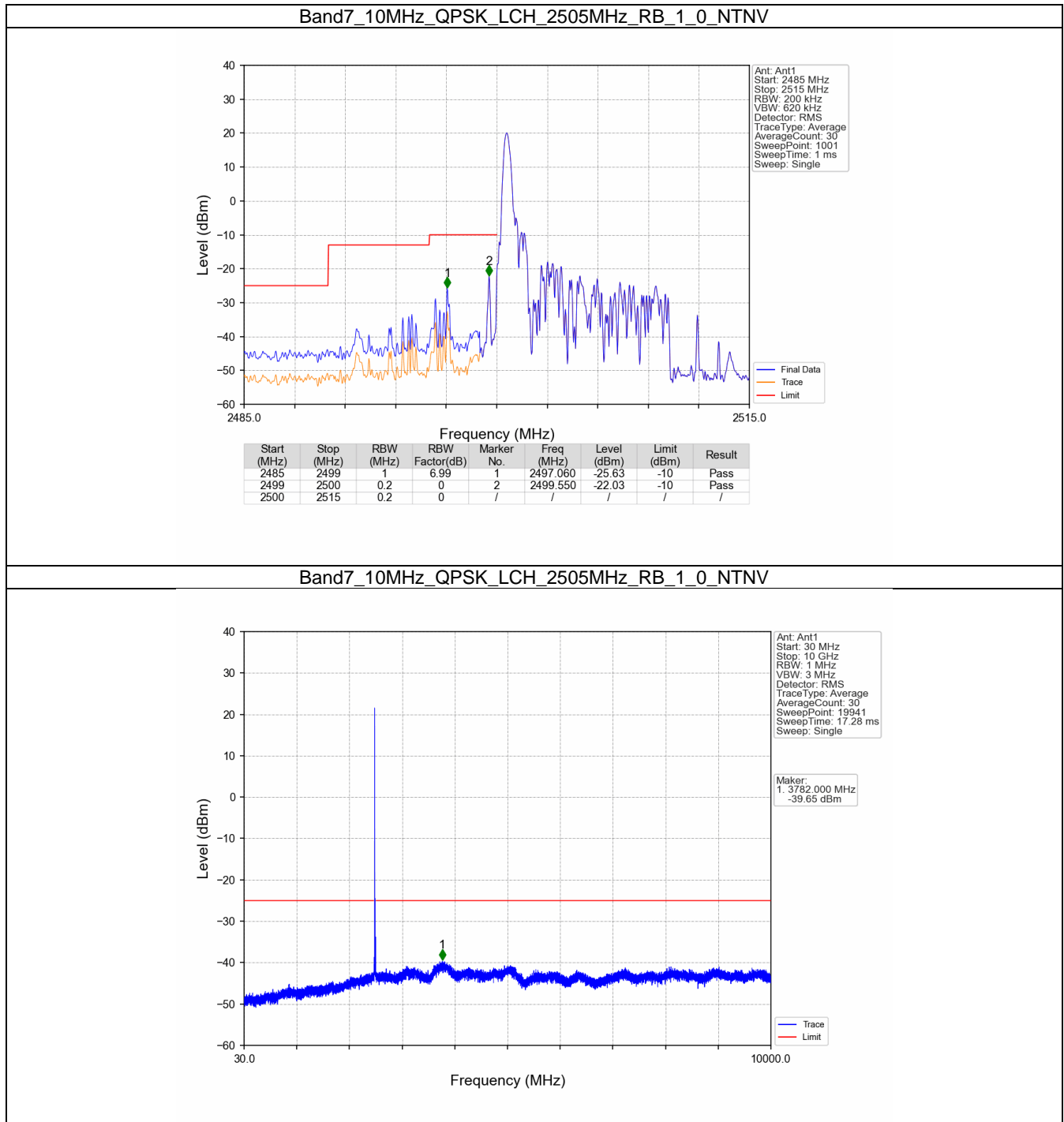
Start (MHz)	Stop (MHz)	RBW (MHz)	RBW Factor(dB)	Marker No.	Freq (MHz)	Level (dBm)	Limit (dBm)	Result
2562.5	2570	0.11	0	/	/	/	/	/
2570	2571	0.11	0	1	2570.075	-22.11	-10	Pass
2571	2587.5	1	9.59	2	2576.150	-35.70	-25	Pass

8.2 B7_10MHz

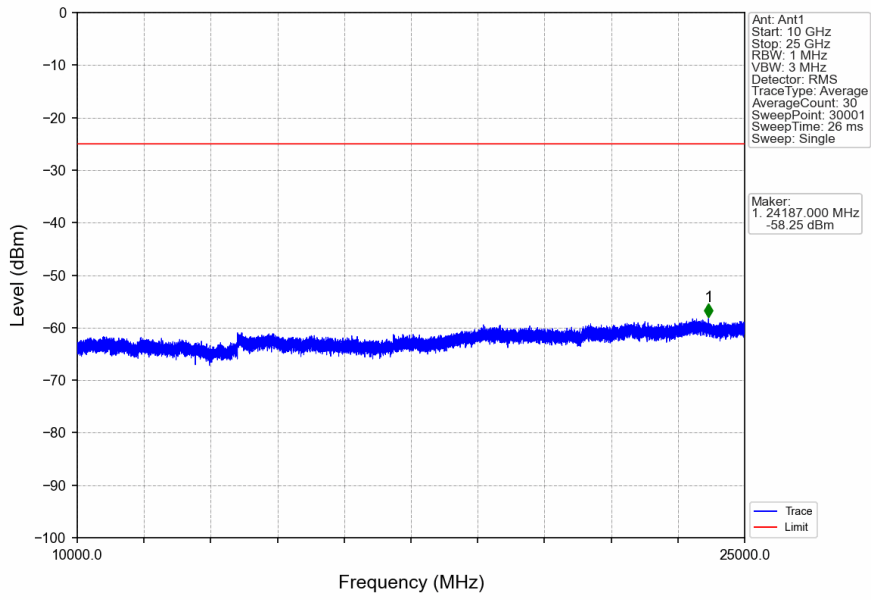
8.2.1 Test Result

Band: 7 / Bandwidth: 10MHz / NTV							
Modulation	Frequency (MHz)	RB Allocation		Spurious Emission		Verdict	
		Size	Offset	Result	Limit		
QPSK	2505	1	0	Refer To Test Graph		Pass	
		50	0	Refer To Test Graph		Pass	
	2535	1	0	Refer To Test Graph		Pass	
	2565	1	0	0	Refer To Test Graph		Pass
			49	0	Refer To Test Graph		Pass
		50	0	Refer To Test Graph		Pass	
16QAM	2505	1	0	Refer To Test Graph		Pass	
		50	0	Refer To Test Graph		Pass	
	2535	1	0	Refer To Test Graph		Pass	
	2565	1	0	0	Refer To Test Graph		Pass
			49	0	Refer To Test Graph		Pass
		50	0	Refer To Test Graph		Pass	

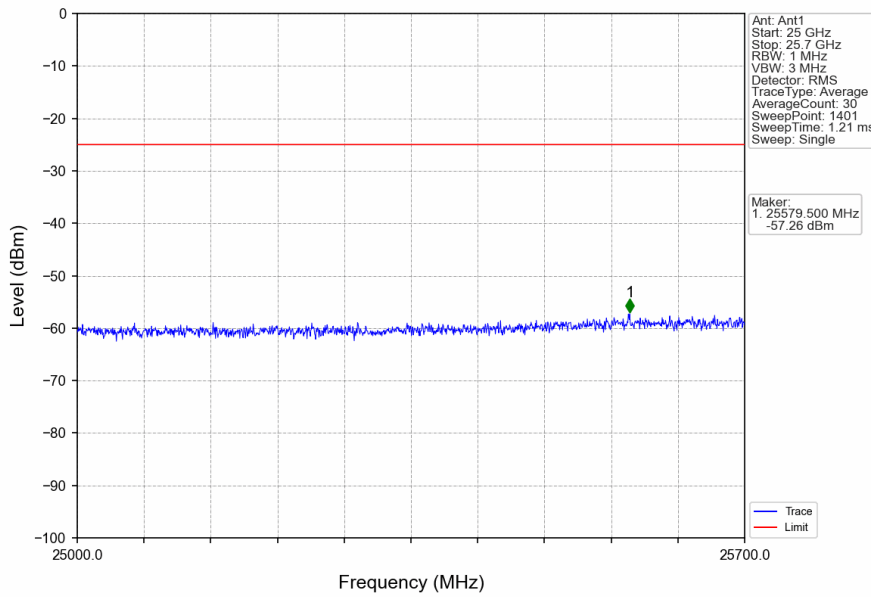
8.2.2 Test Graph



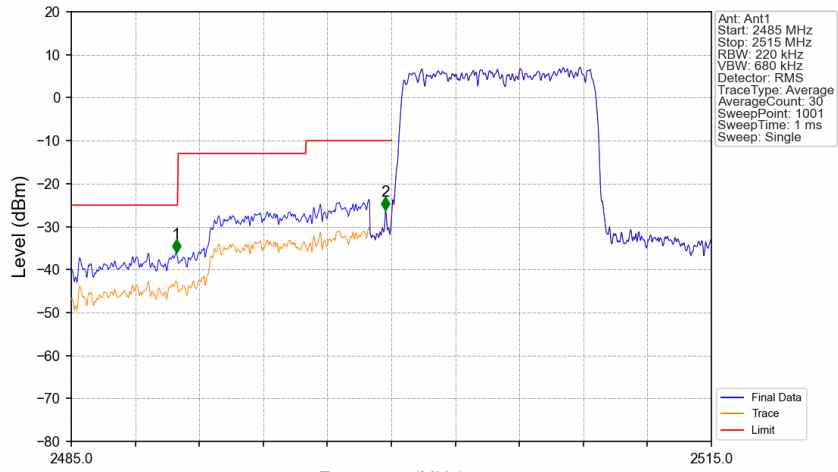
Band7_10MHz_QPSK_LCH_2505MHz_RB_1_0_NTNV



Band7_10MHz_QPSK_LCH_2505MHz_RB_1_0_NTNV

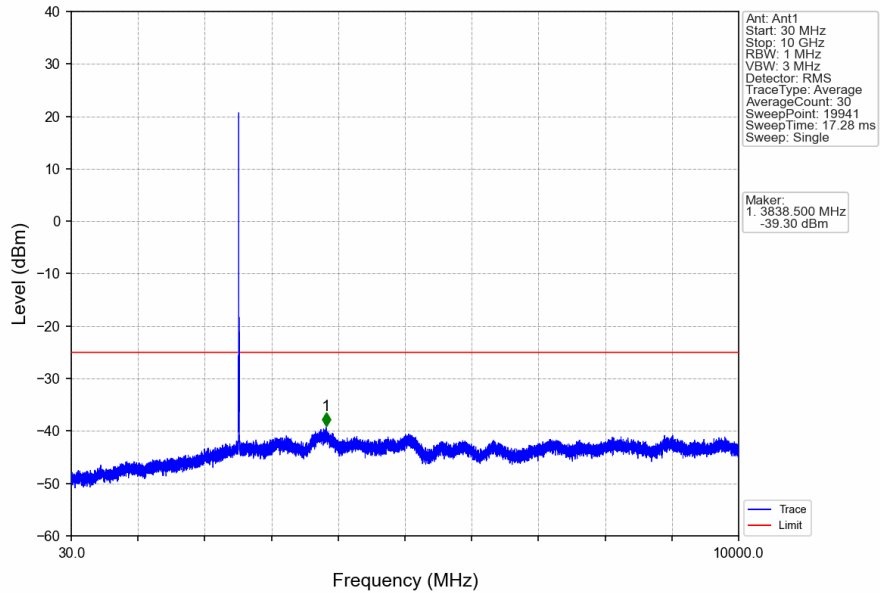


Band7_10MHz_QPSK_LCH_2505MHz_RB_50_0_NTNV



Start (MHz)	Stop (MHz)	RBW (MHz)	RBW Factor(dB)	Marker No.	Freq (MHz)	Level (dBm)	Limit (dBm)	Result
2485	2499	1	6.58	1	2489.920	-36.04	-25	Pass
2499	2500	0.22	0	2	2499.730	-26.25	-10	Pass
2500	2515	0.22	0	/	/	/	/	/

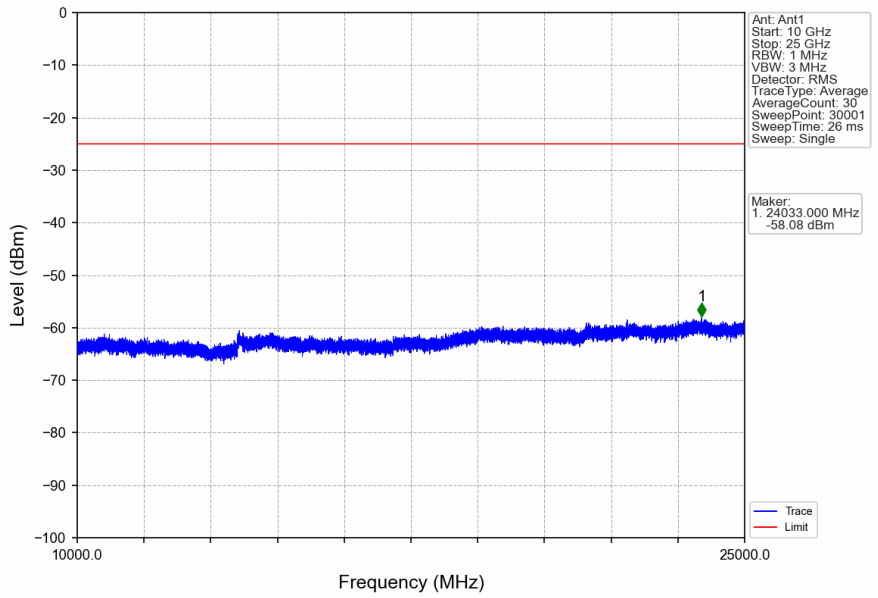
Band7_10MHz_QPSK_MCH_2535MHz_RB_1_0_NTNV



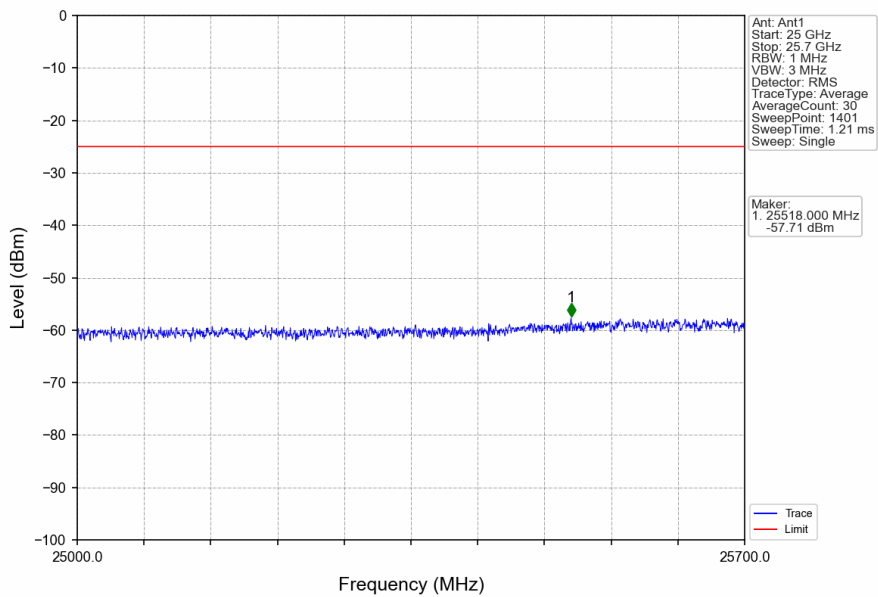
Ant: Ant1
 Start: 30 MHz
 Stop: 10 GHz
 RBW: 1 MHz
 VBW: 3 MHz
 Detector: RMS
 Trace Type: Average
 AverageCount: 30
 SweepPoint: 19941
 SweepTime: 17.28 ms
 Sweep: Single

Marker:
 1. 3838.500 MHz
 -39.30 dBm

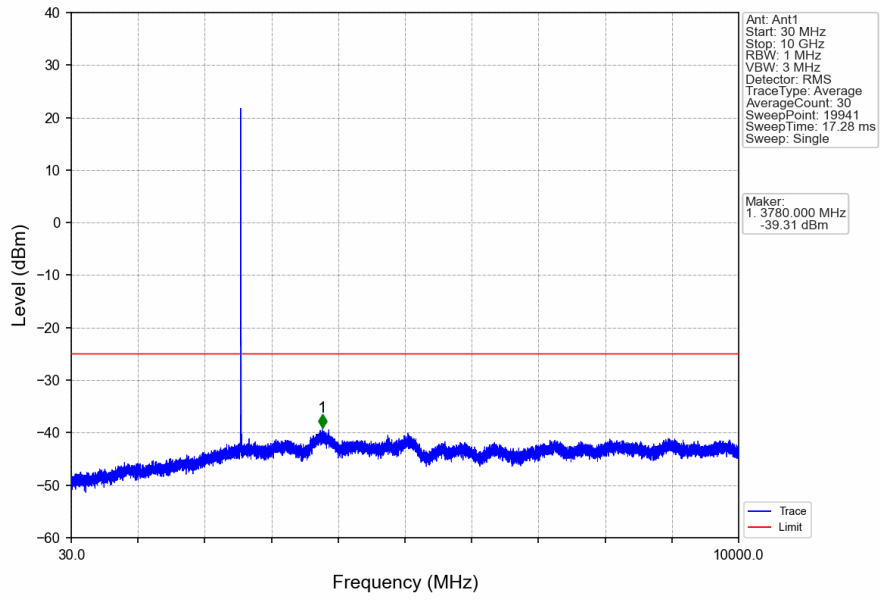
Band7_10MHz_QPSK_MCH_2535MHz_RB_1_0_NTNV



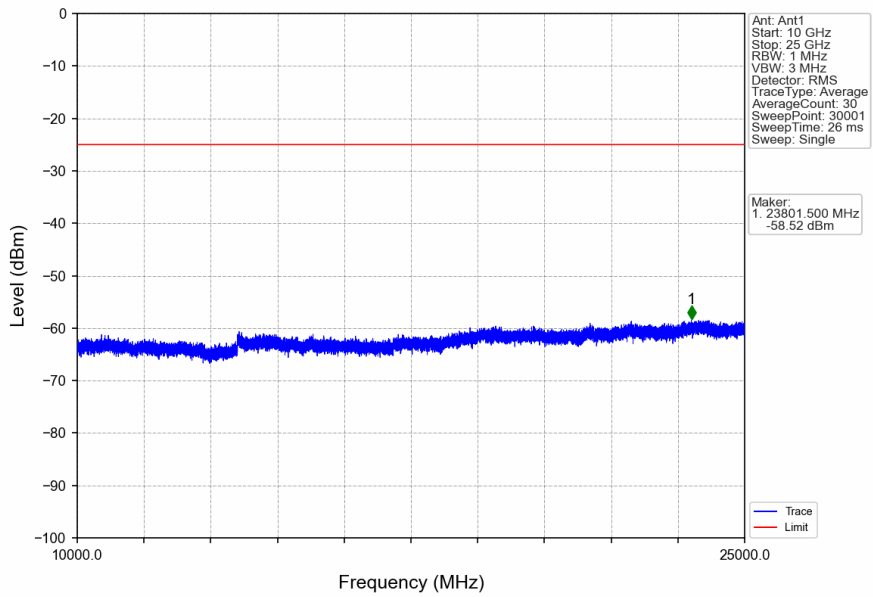
Band7_10MHz_QPSK_MCH_2535MHz_RB_1_0_NTNV



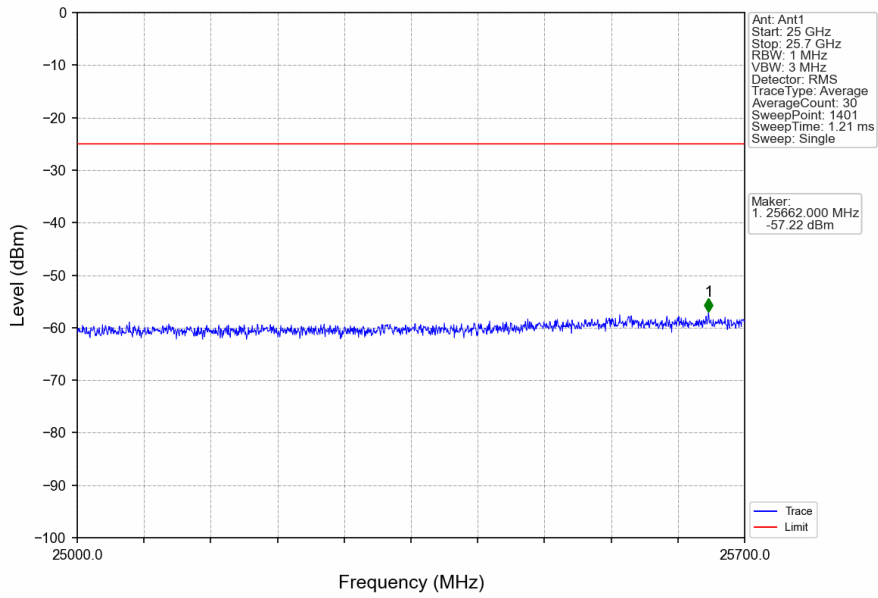
Band7_10MHz_QPSK_HCH_2565MHz_RB_1_0_NTNV



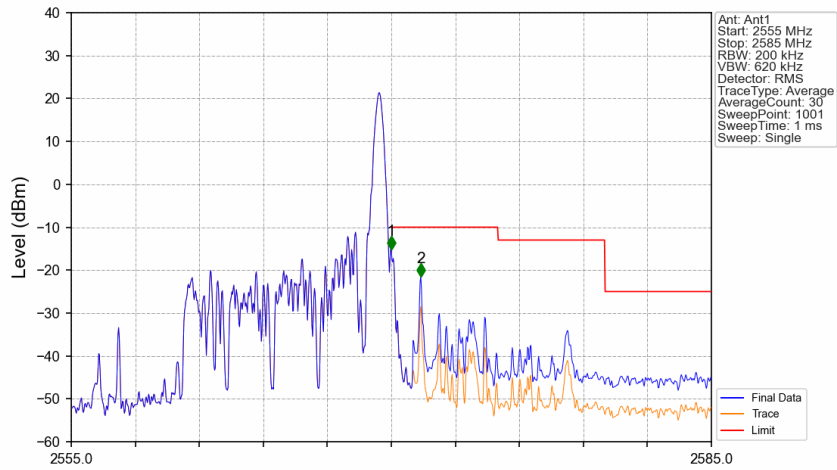
Band7_10MHz_QPSK_HCH_2565MHz_RB_1_0_NTNV



Band7_10MHz_QPSK_HCH_2565MHz_RB_1_0_NTNV

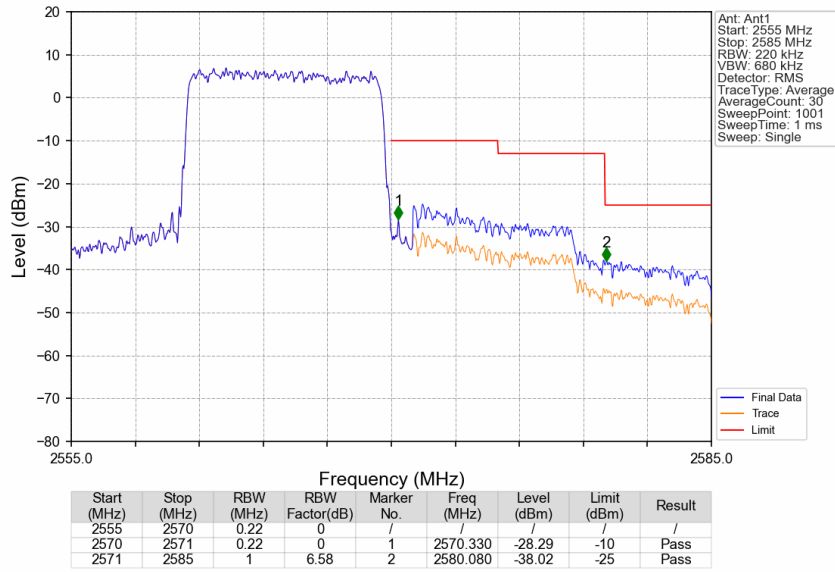


Band7_10MHz_QPSK_HCH_2565MHz_RB_1_49_NTNV

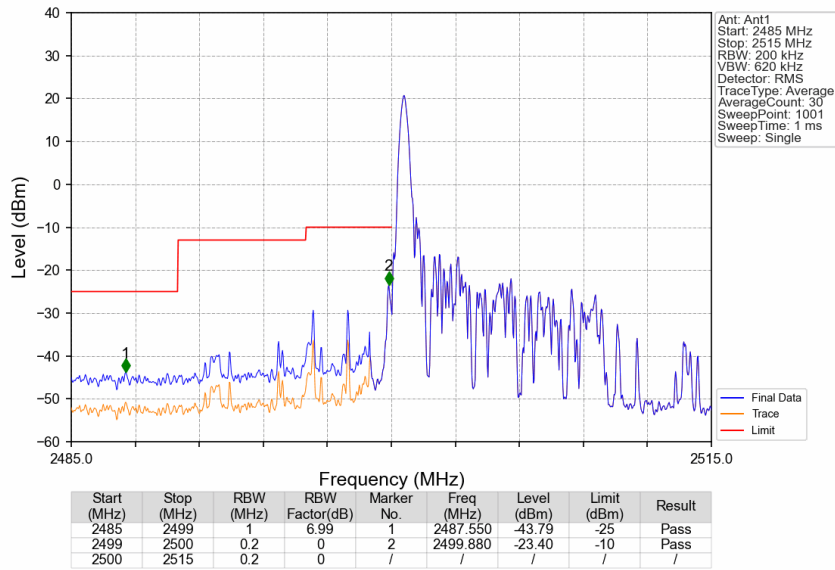


Start (MHz)	Stop (MHz)	RBW (MHz)	RBW Factor(dB)	Marker No.	Freq (MHz)	Level (dBm)	Limit (dBm)	Result
2555	2570	0.2	0	1	2570.000	-15.20	-10	Pass
2571	2585	1	6.99	2	2571.380	-21.51	-10	Pass

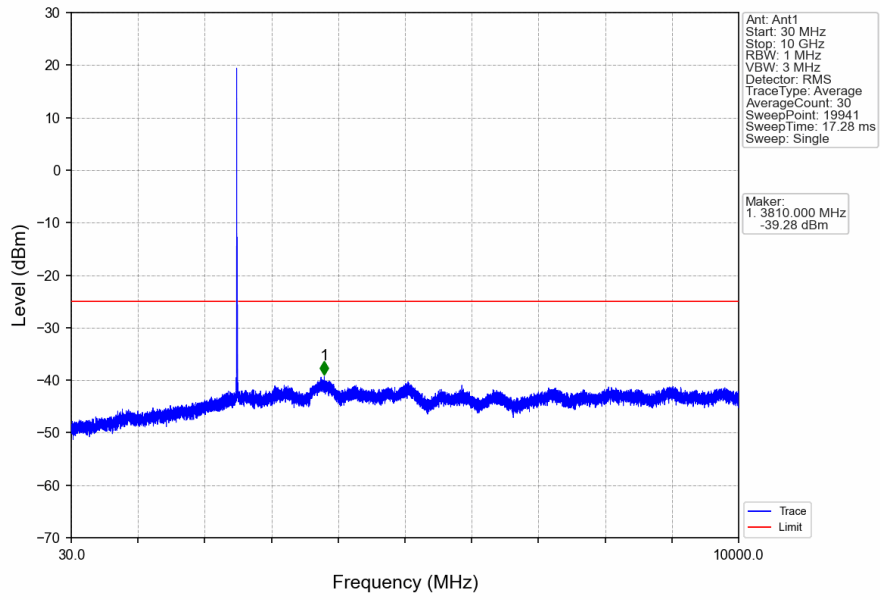
Band7_10MHz_QPSK_HCH_2565MHz_RB_50_0_NTNV



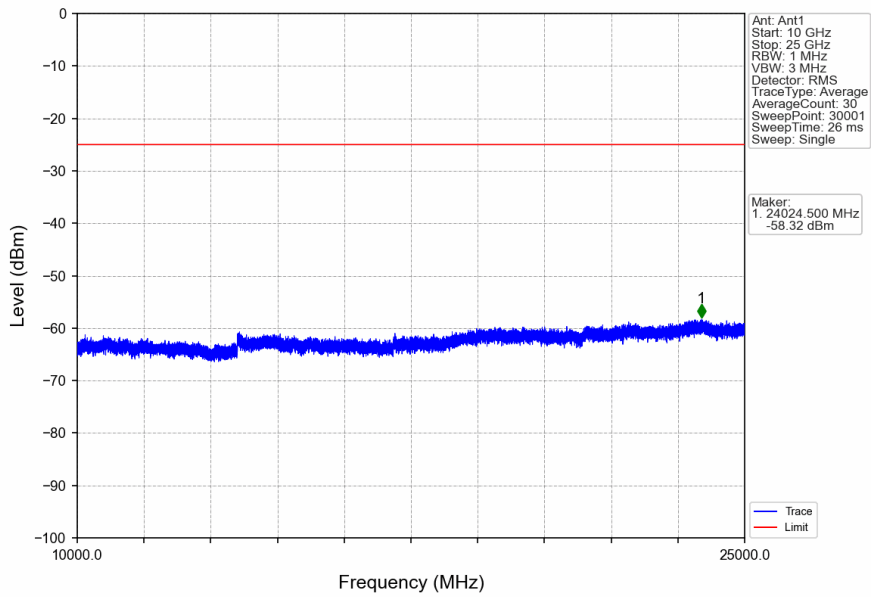
Band7_10MHz_16QAM_LCH_2505MHz_RB_1_0_NTNV



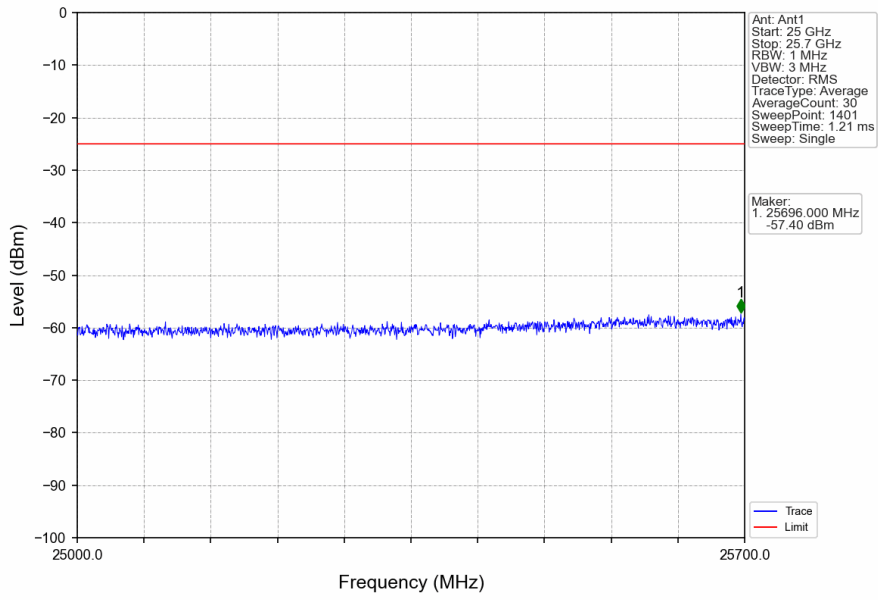
Band7_10MHz_16QAM_LCH_2505MHz_RB_1_0_NTNV



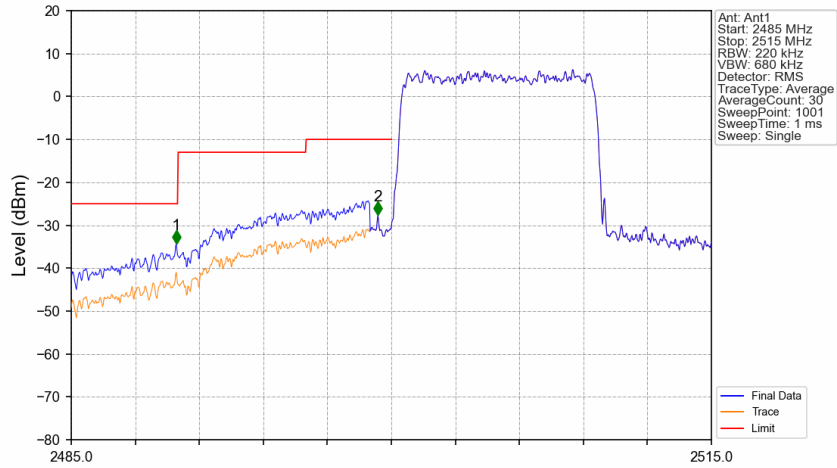
Band7_10MHz_16QAM_LCH_2505MHz_RB_1_0_NTNV



Band7_10MHz_16QAM_LCH_2505MHz_RB_1_0_NTNV

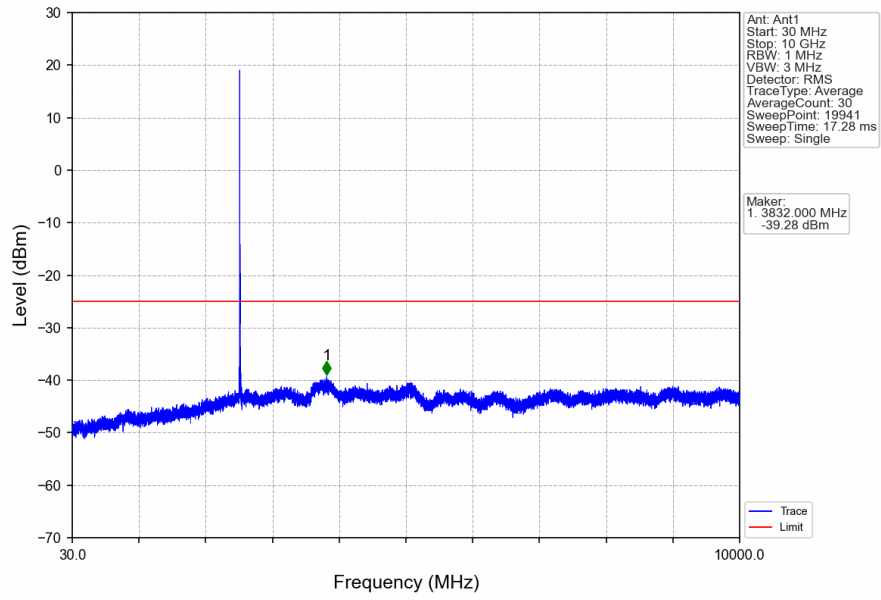


Band7_10MHz_16QAM_LCH_2505MHz_RB_50_0_NTNV

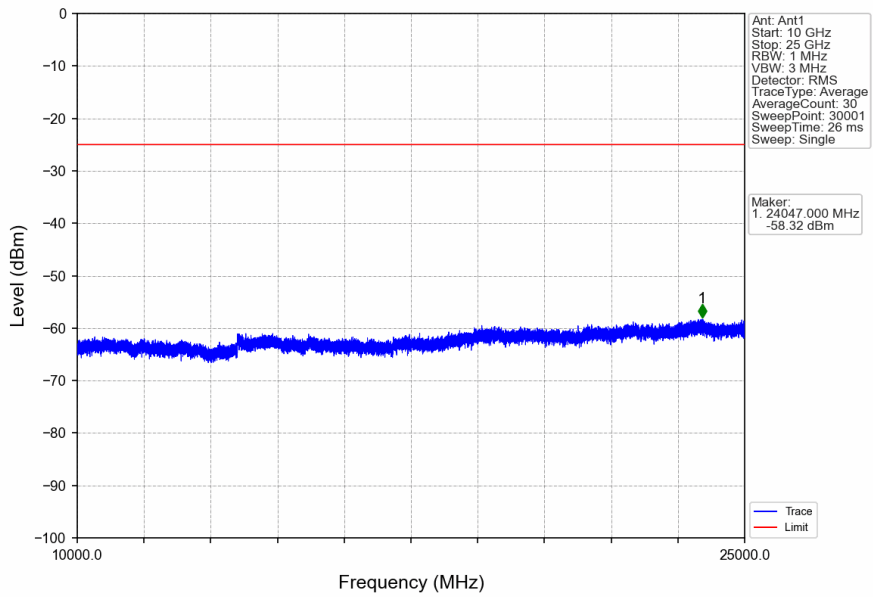


Start (MHz)	Stop (MHz)	RBW (MHz)	RBW Factor(dB)	Marker No.	Freq (MHz)	Level (dBm)	Limit (dBm)	Result
2485	2499	1	6.58	1	2489.920	-34.39	-25	Pass
2499	2500	0.22	0	2	2499.370	-27.70	-10	Pass
2500	2515	0.22	0	/	/	/	/	/

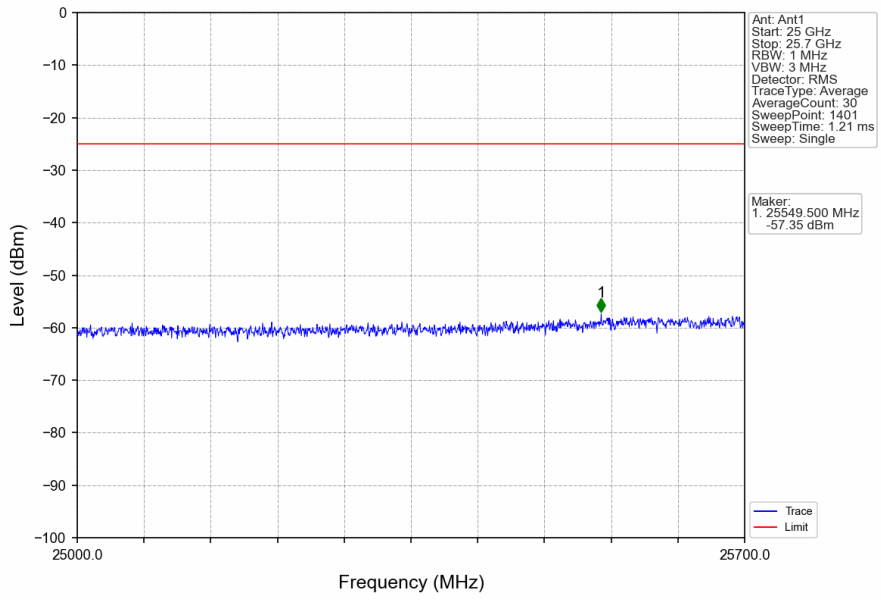
Band7_10MHz_16QAM_MCH_2535MHz_RB_1_0_NTNV



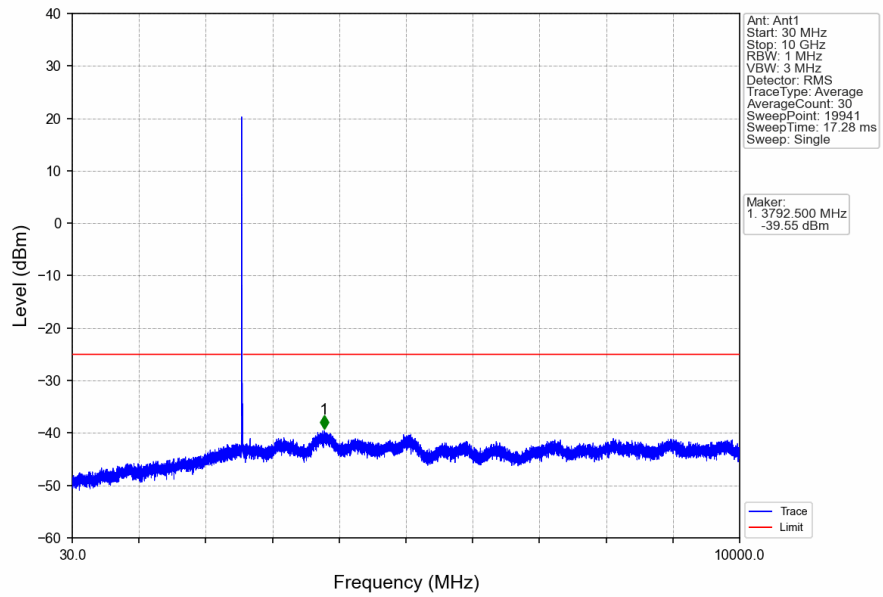
Band7_10MHz_16QAM_MCH_2535MHz_RB_1_0_NTNV



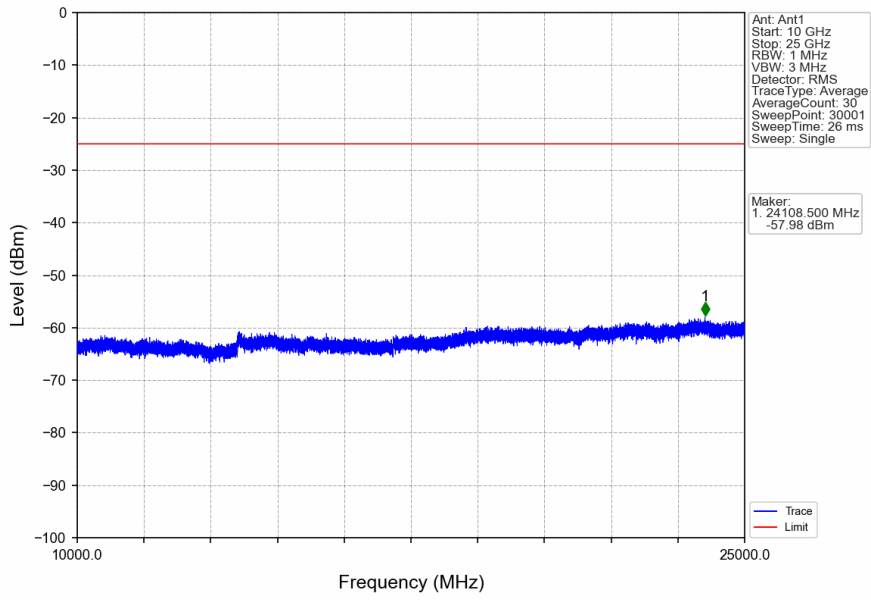
Band7_10MHz_16QAM_MCH_2535MHz_RB_1_0_NTNV



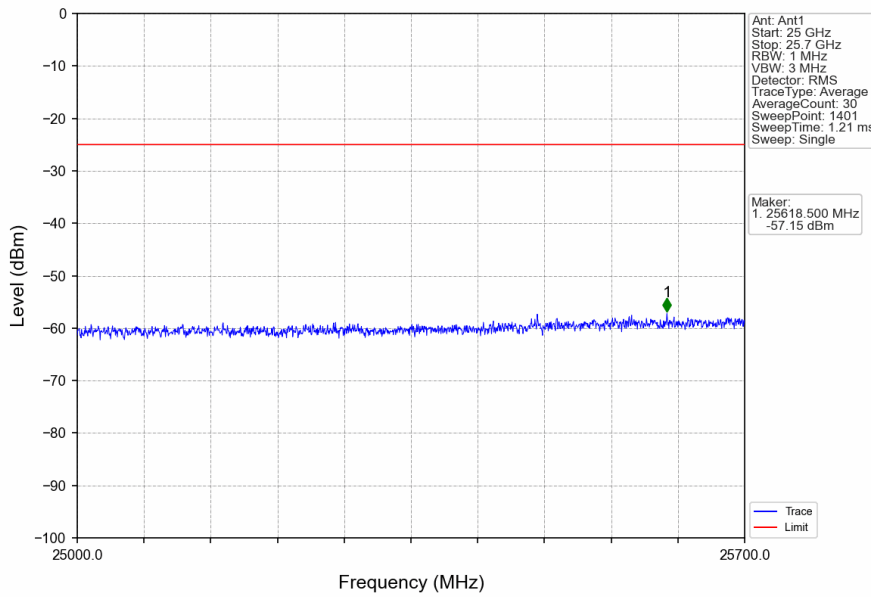
Band7_10MHz_16QAM_HCH_2565MHz_RB_1_0_NTNV



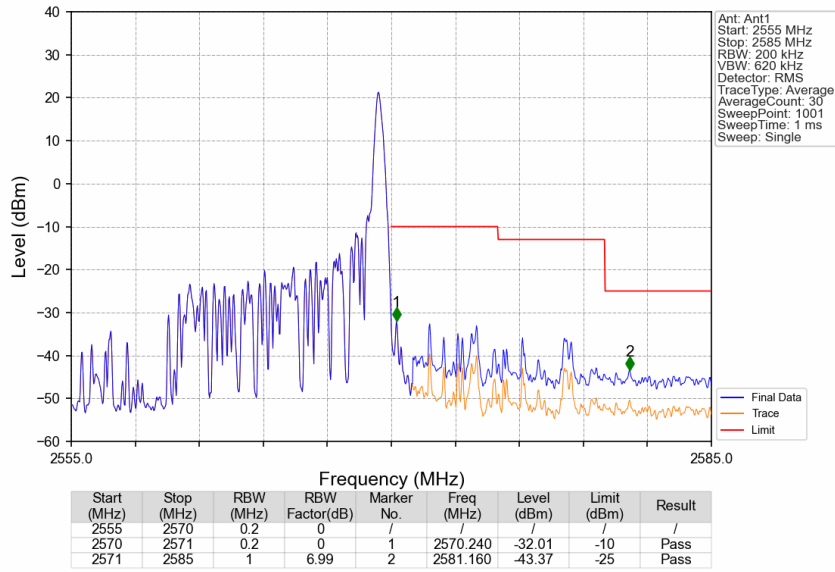
Band7_10MHz_16QAM_HCH_2565MHz_RB_1_0_NTNV



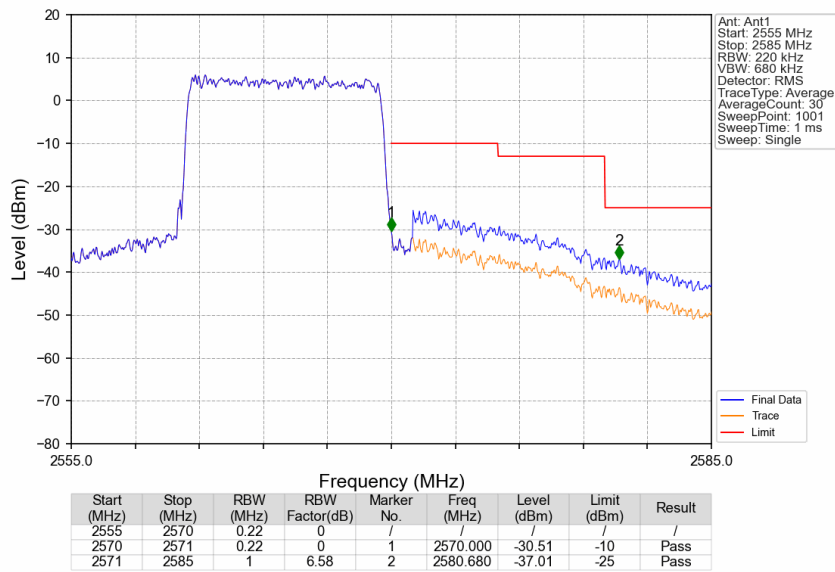
Band7_10MHz_16QAM_HCH_2565MHz_RB_1_0_NTNV



Band7_10MHz_16QAM_HCH_2565MHz_RB_1_49_NTNV



Band7_10MHz_16QAM_HCH_2565MHz_RB_50_0_NTNV

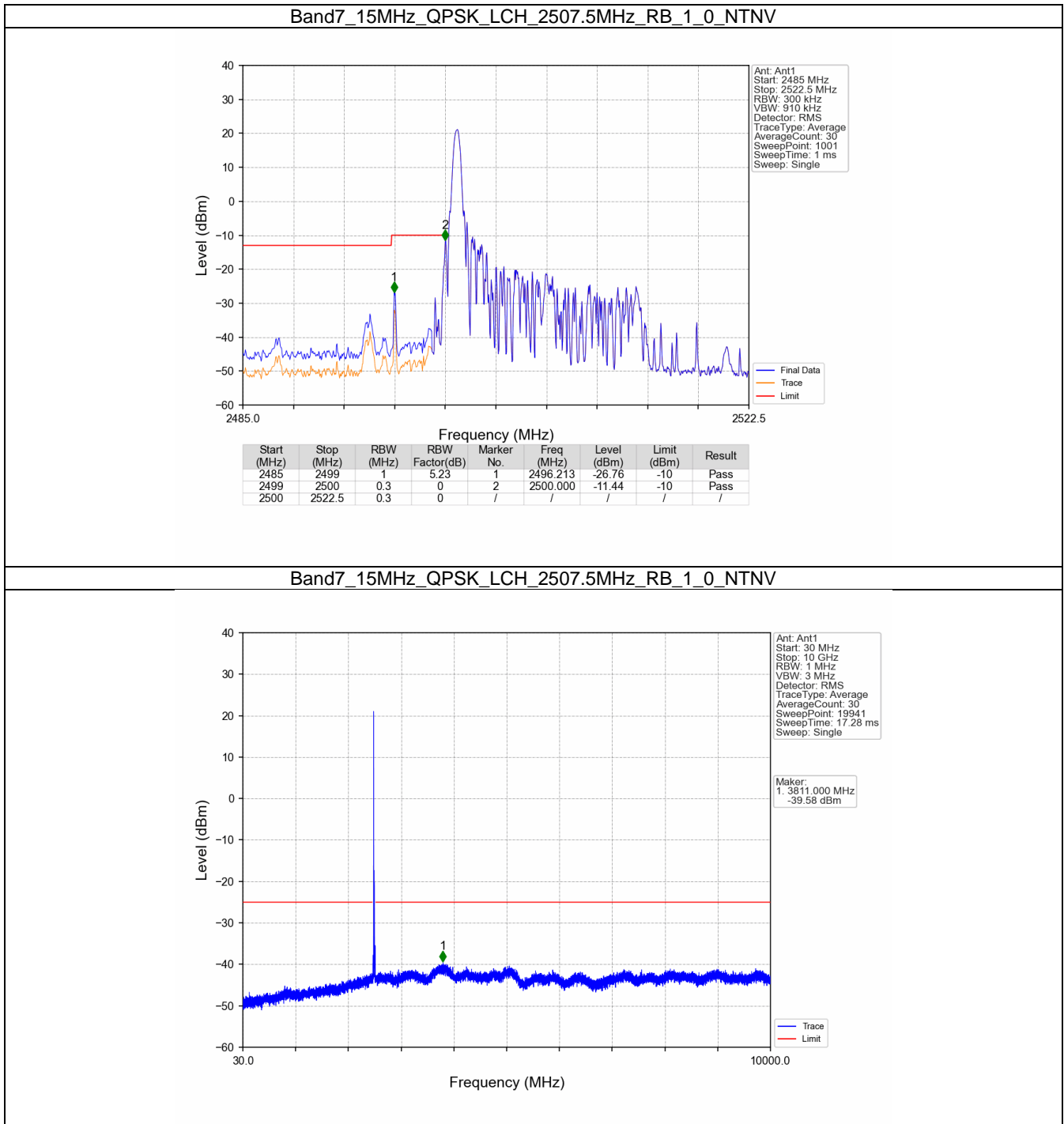


8.3 B7_15MHz

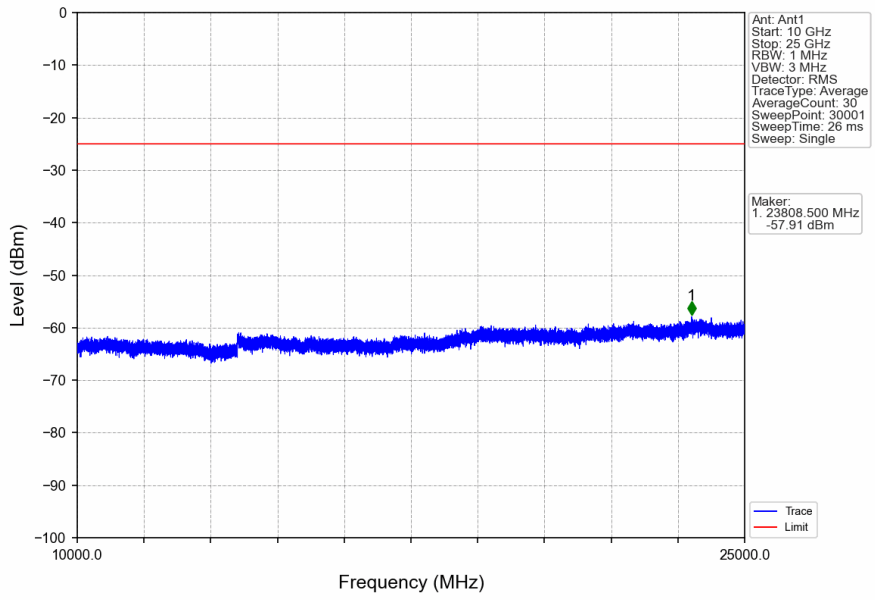
8.3.1 Test Result

Band: 7 / Bandwidth: 15MHz / NTV						
Modulation	Frequency (MHz)	RB Allocation		Spurious Emission		Verdict
		Size	Offset	Result	Limit	
QPSK	2507.5	1	0	Refer To Test Graph		Pass
		75	0	Refer To Test Graph		Pass
	2535	1	0	Refer To Test Graph		Pass
	2562.5	1	0	Refer To Test Graph		Pass
			74	Refer To Test Graph		Pass
		75	0	Refer To Test Graph		Pass
16QAM	2507.5	1	0	Refer To Test Graph		Pass
		75	0	Refer To Test Graph		Pass
	2535	1	0	Refer To Test Graph		Pass
	2562.5	1	0	Refer To Test Graph		Pass
			74	Refer To Test Graph		Pass
		75	0	Refer To Test Graph		Pass

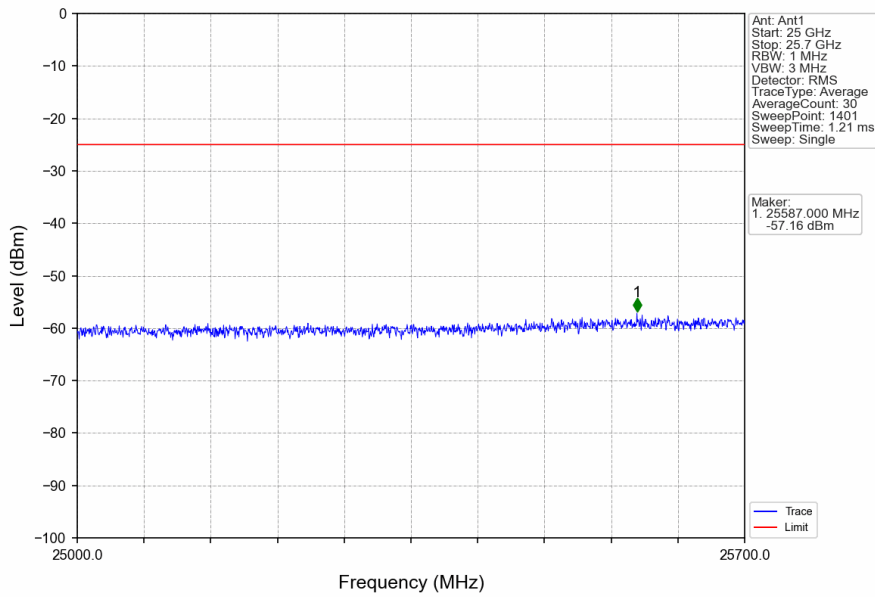
8.3.2 Test Graph



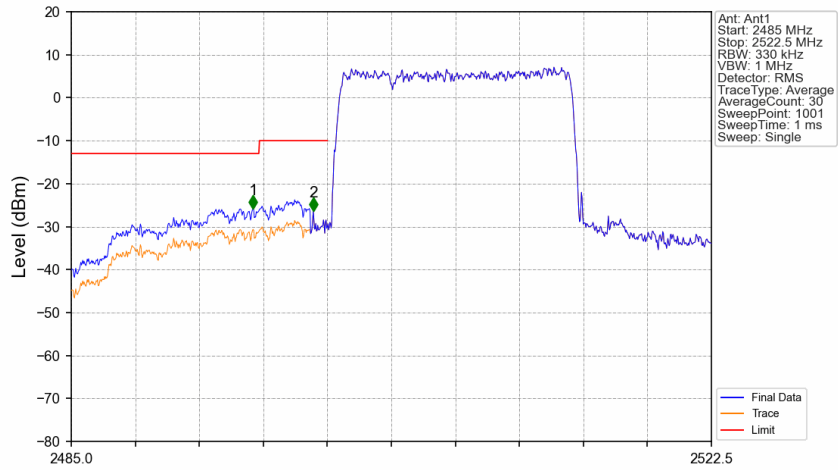
Band7_15MHz_QPSK_LCH_2507.5MHz_RB_1_0_NTNV



Band7_15MHz_QPSK_LCH_2507.5MHz_RB_1_0_NTNV

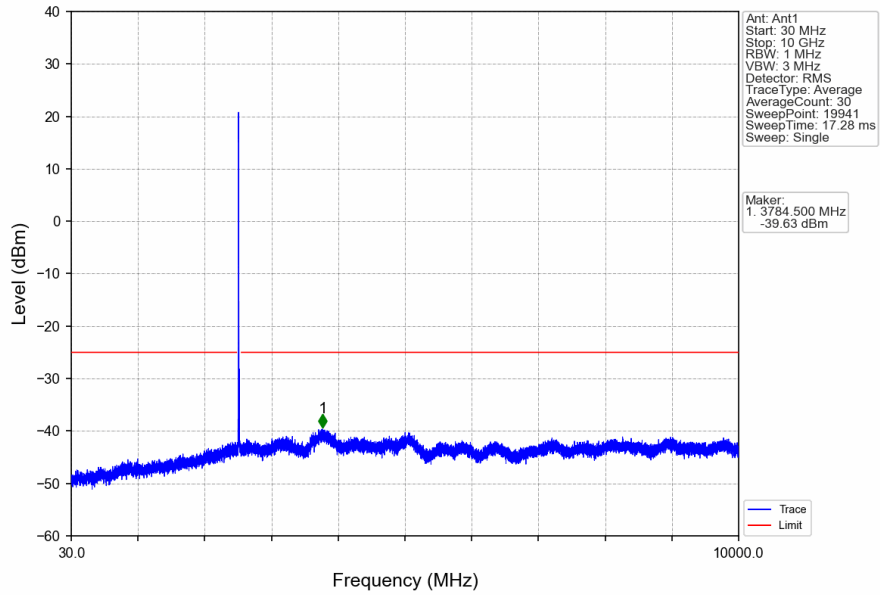


Band7_15MHz_QPSK_LCH_2507.5MHz_RB_75_0_NTNV

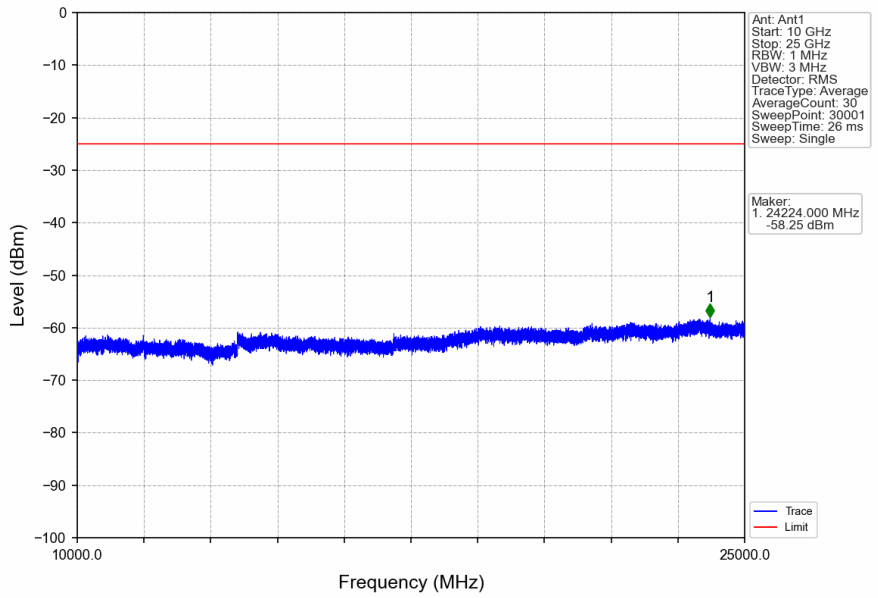


Start (MHz)	Stop (MHz)	RBW (MHz)	RBW Factor(dB)	Marker No.	Freq (MHz)	Level (dBm)	Limit (dBm)	Result
2485	2499	1	4.81	1	2495.650	-25.82	-13	Pass
2499	2500	0.33	0	2	2499.175	-26.38	-10	Pass
2500	2522.5	0.33	0	/	/	/	/	/

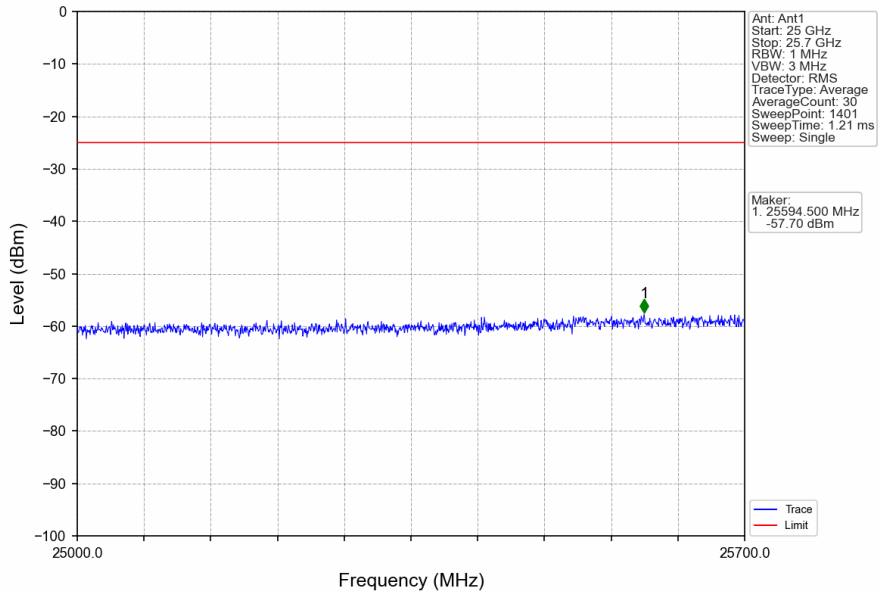
Band7_15MHz_QPSK_MCH_2535MHz_RB_1_0_NTNV



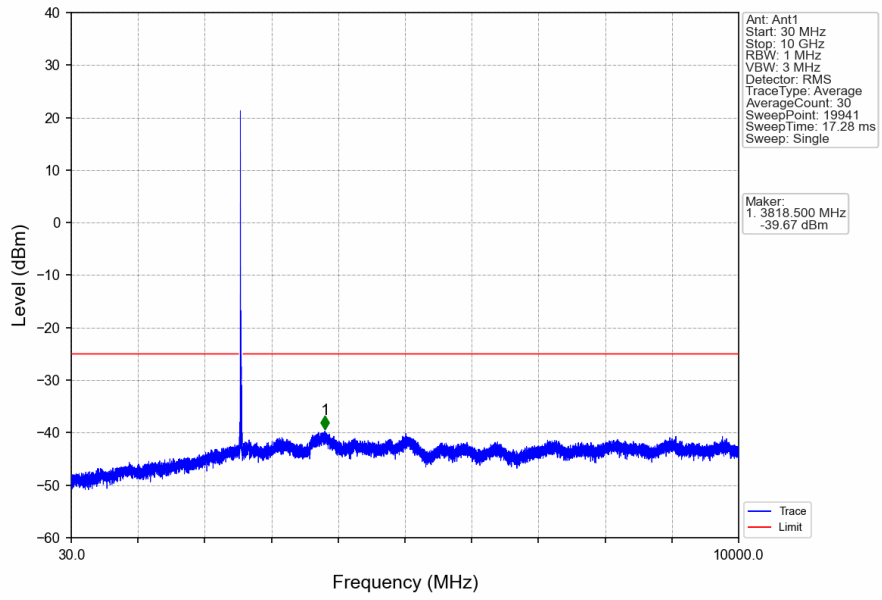
Band7_15MHz_QPSK_MCH_2535MHz_RB_1_0_NTNV



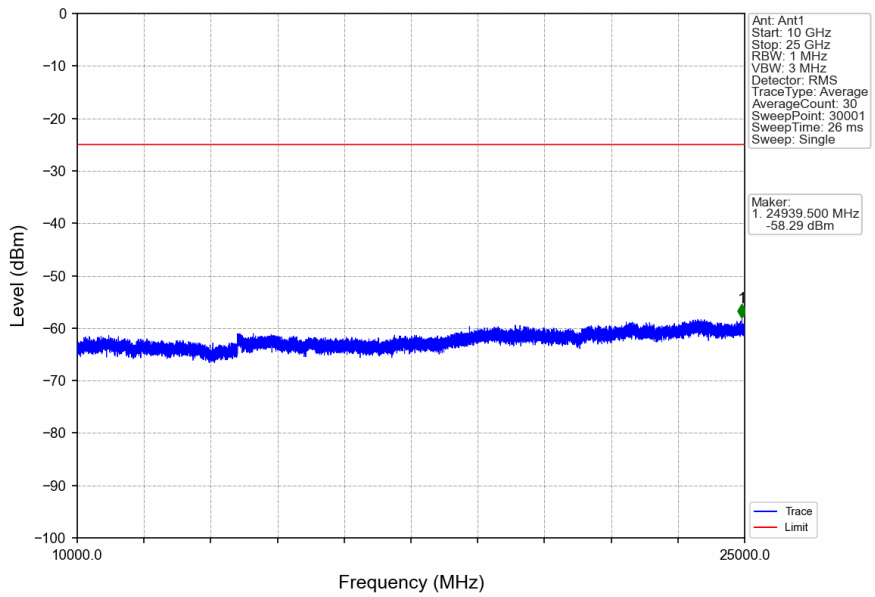
Band7_15MHz_QPSK_MCH_2535MHz_RB_1_0_NTNV



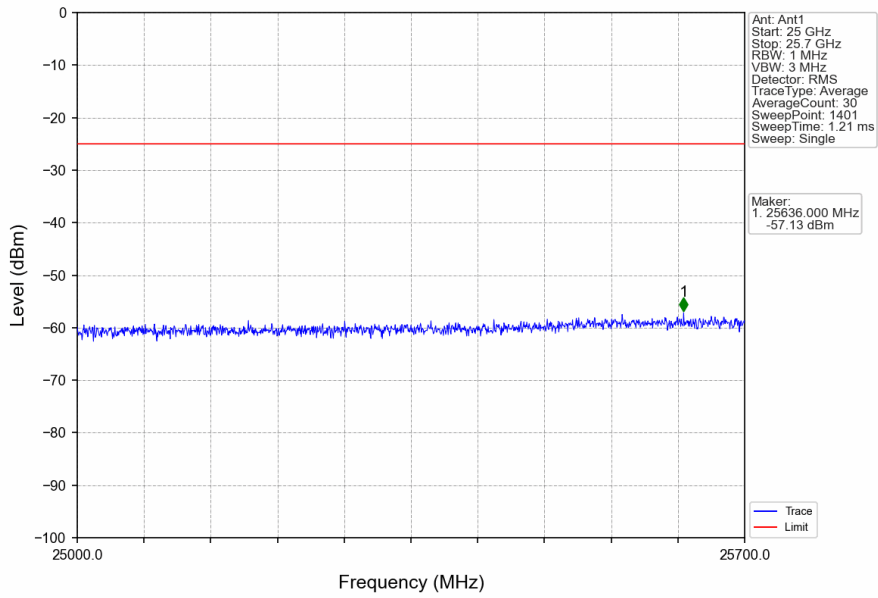
Band7_15MHz_QPSK_HCH_2562.5MHz_RB_1_0_NTNV



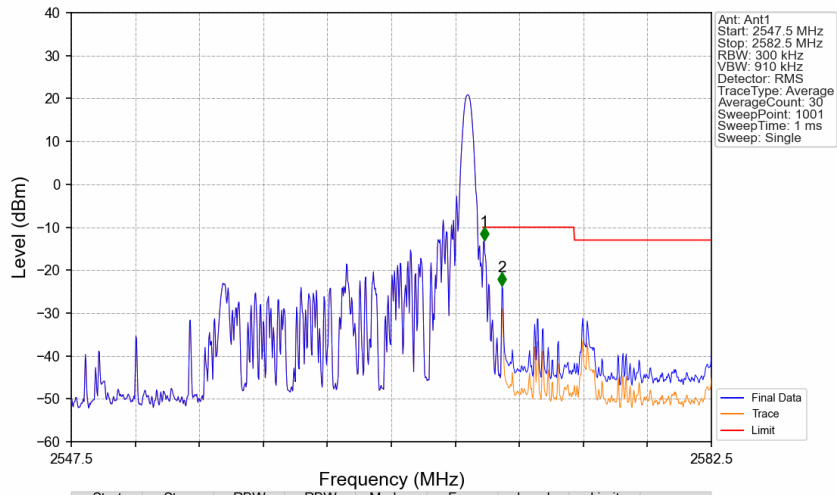
Band7_15MHz_QPSK_HCH_2562.5MHz_RB_1_0_NTNV



Band7_15MHz_QPSK_HCH_2562.5MHz_RB_1_0_NTNV

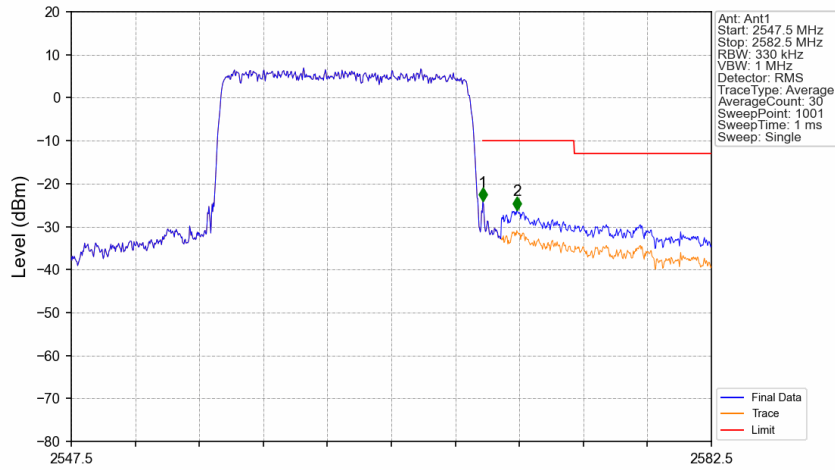


Band7_15MHz_QPSK_HCH_2562.5MHz_RB_1_74_NTNV



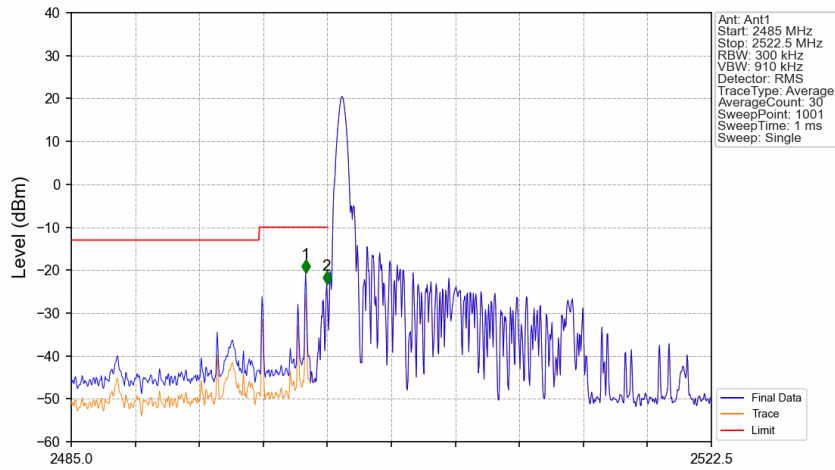
Start (MHz)	Stop (MHz)	RBW (MHz)	RBW Factor(dB)	Marker No.	Freq (MHz)	Level (dBm)	Limit (dBm)	Result
2547.5	2570	0.3	0	/	/	/	/	/
2570	2571	0.3	0	1	2570.075	-13.10	-10	Pass
2571	2582.5	1	5.23	2	2571.055	-23.73	-10	Pass

Band7_15MHz_QPSK_HCH_2562.5MHz_RB_75_0_NTNV



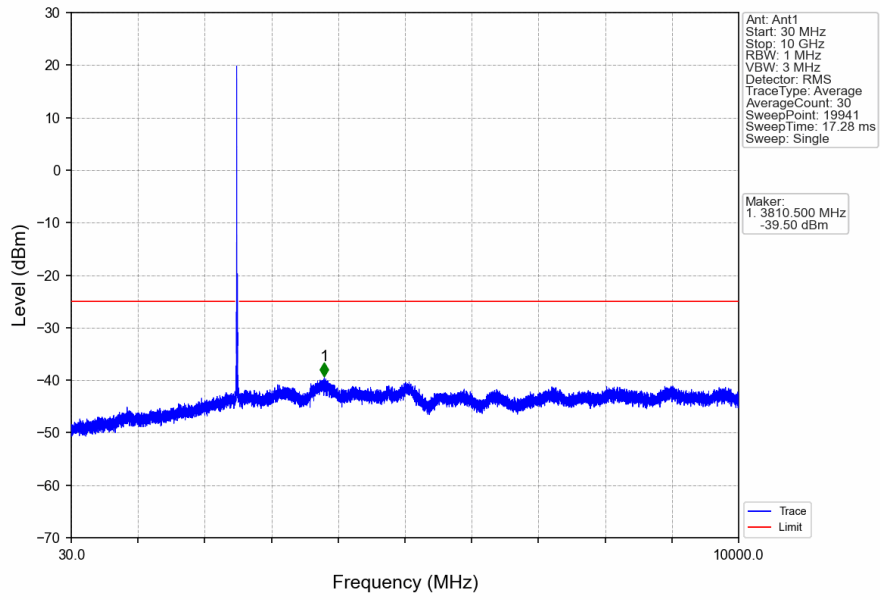
Start (MHz)	Stop (MHz)	RBW (MHz)	RBW Factor(dB)	Marker No.	Freq (MHz)	Level (dBm)	Limit (dBm)	Result
2547.5	2570	0.33	0	/	/	/	/	/
2570	2571	0.33	0	1	2570.005	-24.07	-10	Pass
2571	2582.5	1	4.81	2	2571.860	-26.14	-10	Pass

Band7_15MHz_16QAM_LCH_2507.5MHz_RB_1_0_NTNV

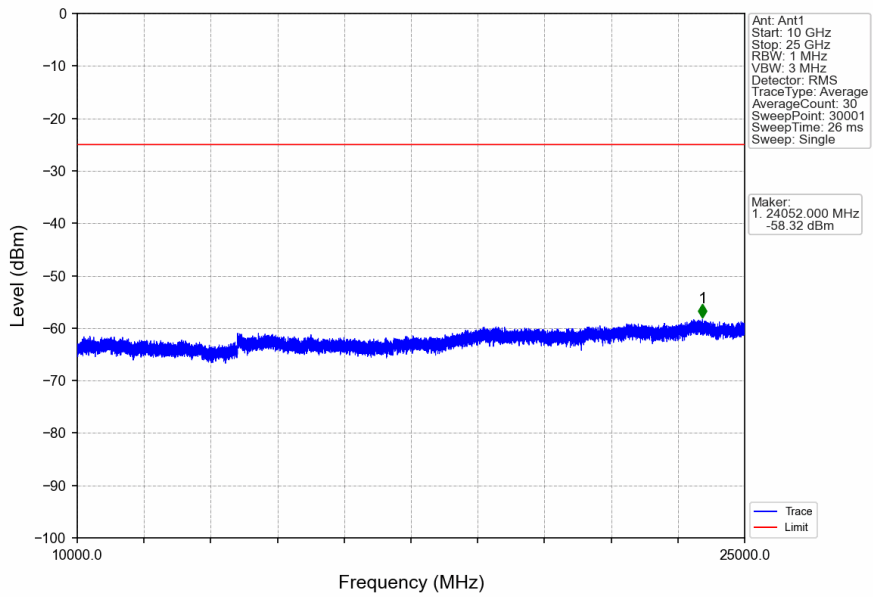


Start (MHz)	Stop (MHz)	RBW (MHz)	RBW Factor(dB)	Marker No.	Freq (MHz)	Level (dBm)	Limit (dBm)	Result
2485	2499	1	5.23	1	2498.725	-20.62	-10	Pass
2499	2500	0.3	0	2	2499.963	-23.36	-10	Pass
2500	2522.5	0.3	0	/	/	/	/	/

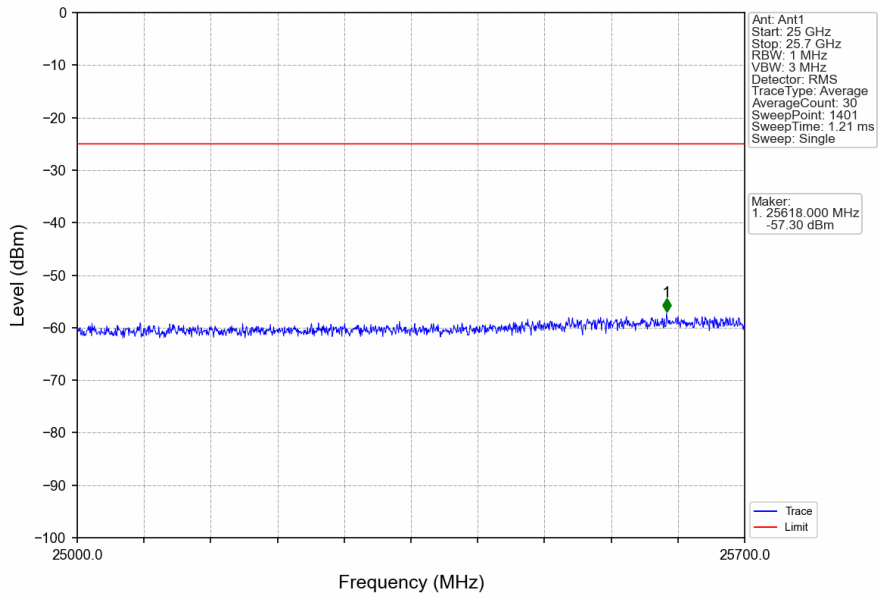
Band7_15MHz_16QAM_LCH_2507.5MHz_RB_1_0_NTNV



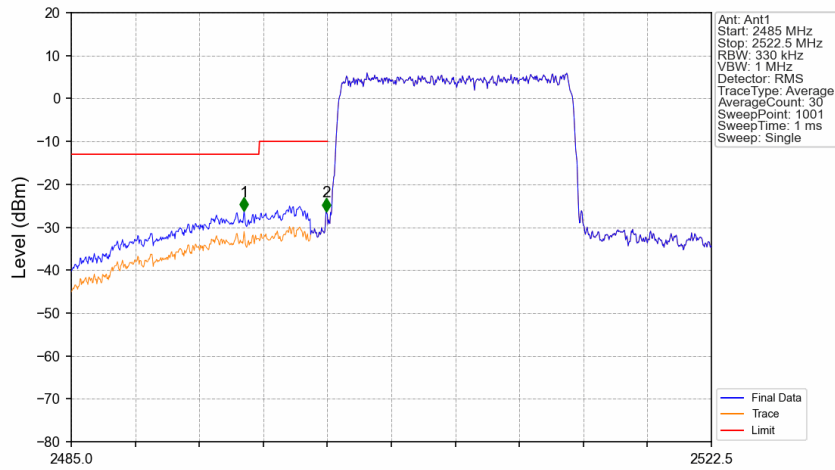
Band7_15MHz_16QAM_LCH_2507.5MHz_RB_1_0_NTNV



Band7_15MHz_16QAM_LCH_2507.5MHz_RB_1_0_NTNV

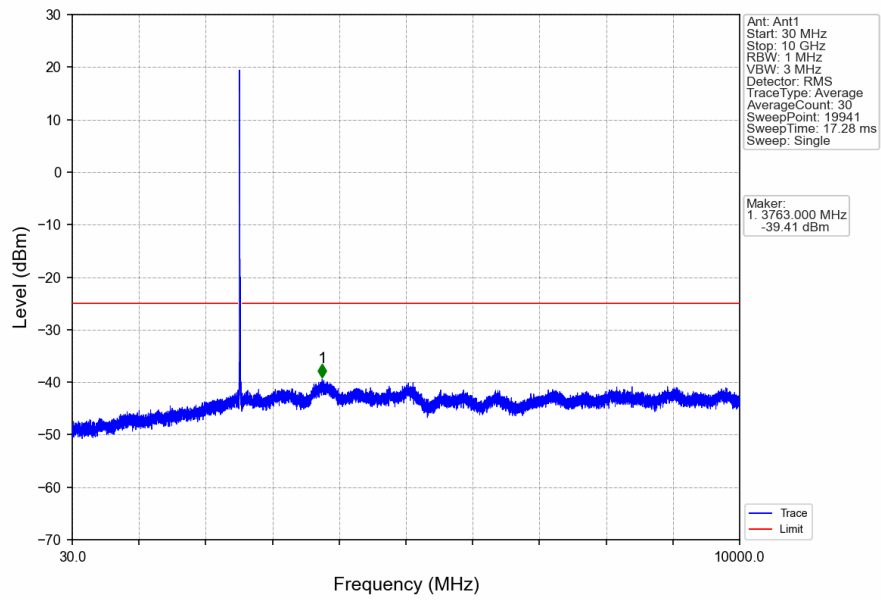


Band7_15MHz_16QAM_LCH_2507.5MHz_RB_75_0_NTNV

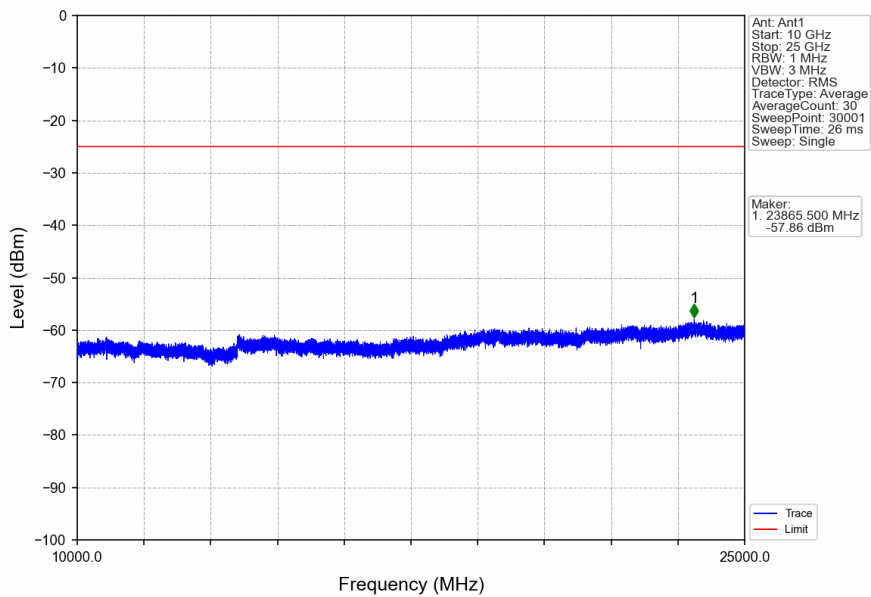


Start (MHz)	Stop (MHz)	RBW (MHz)	RBW Factor(dB)	Marker No.	Freq (MHz)	Level (dBm)	Limit (dBm)	Result
2485	2499	1	4.81	1	2495.125	-26.19	-13	Pass
2499	2500	0.33	0	2	2499.925	-26.29	-10	Pass
2500	2522.5	0.33	0	/	/	/	/	/

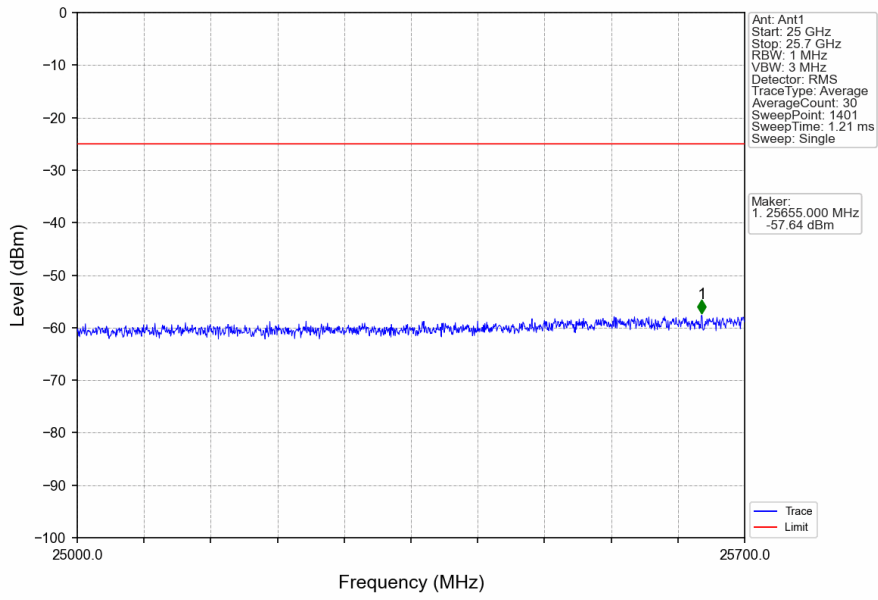
Band7_15MHz_16QAM_MCH_2535MHz_RB_1_0_NTNV



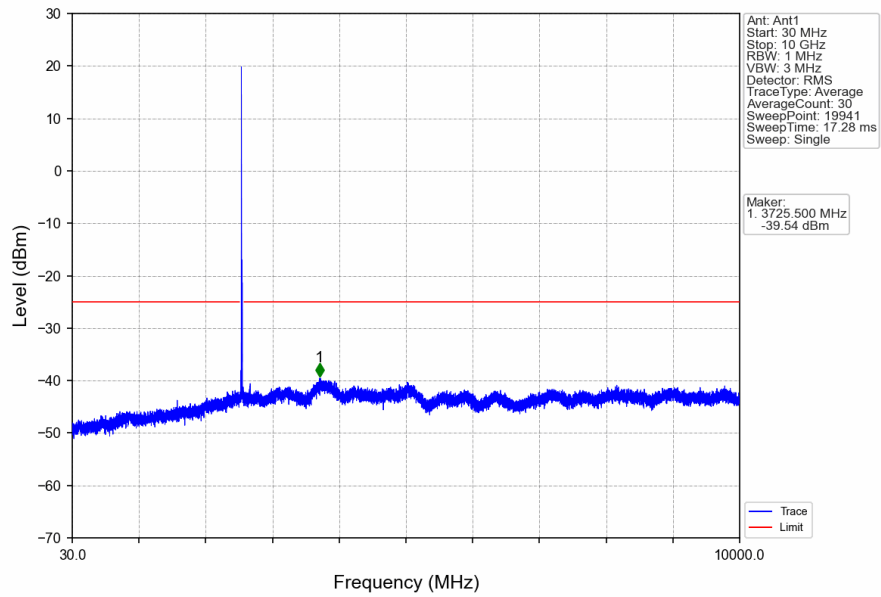
Band7_15MHz_16QAM_MCH_2535MHz_RB_1_0_NTNV



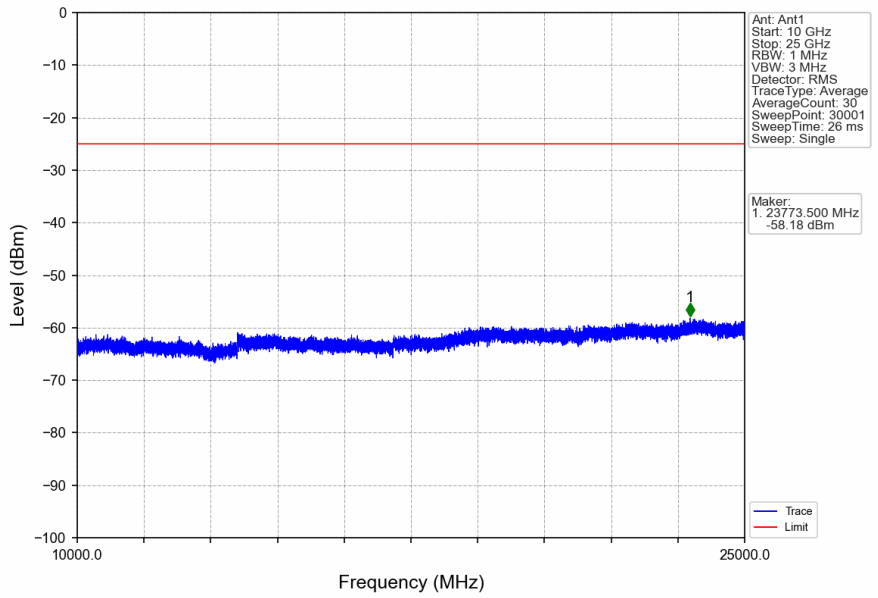
Band7_15MHz_16QAM_MCH_2535MHz_RB_1_0_NTNV



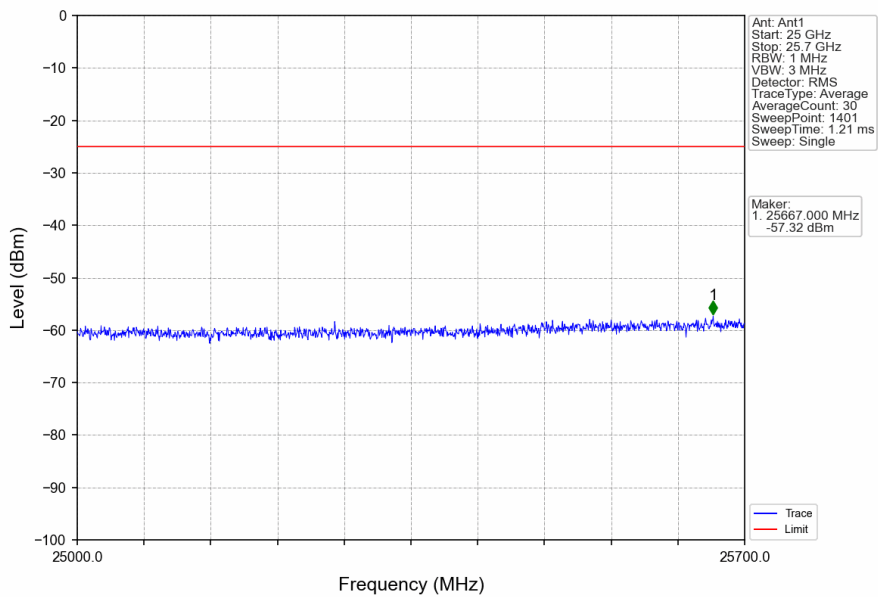
Band7_15MHz_16QAM_HCH_2562.5MHz_RB_1_0_NTNV



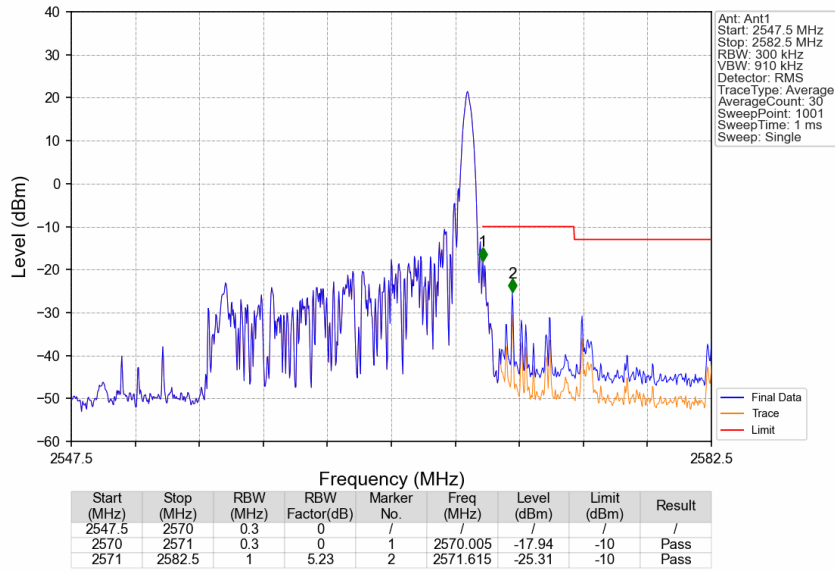
Band7_15MHz_16QAM_HCH_2562.5MHz_RB_1_0_NTNV



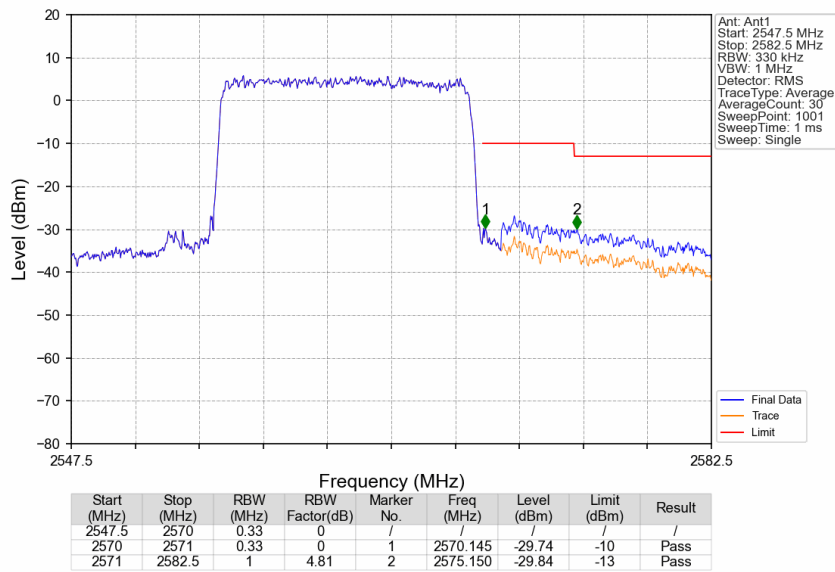
Band7_15MHz_16QAM_HCH_2562.5MHz_RB_1_0_NTNV



Band7_15MHz_16QAM_HCH_2562.5MHz_RB_1_74_NTNV



Band7_15MHz_16QAM_HCH_2562.5MHz_RB_75_0_NTNV

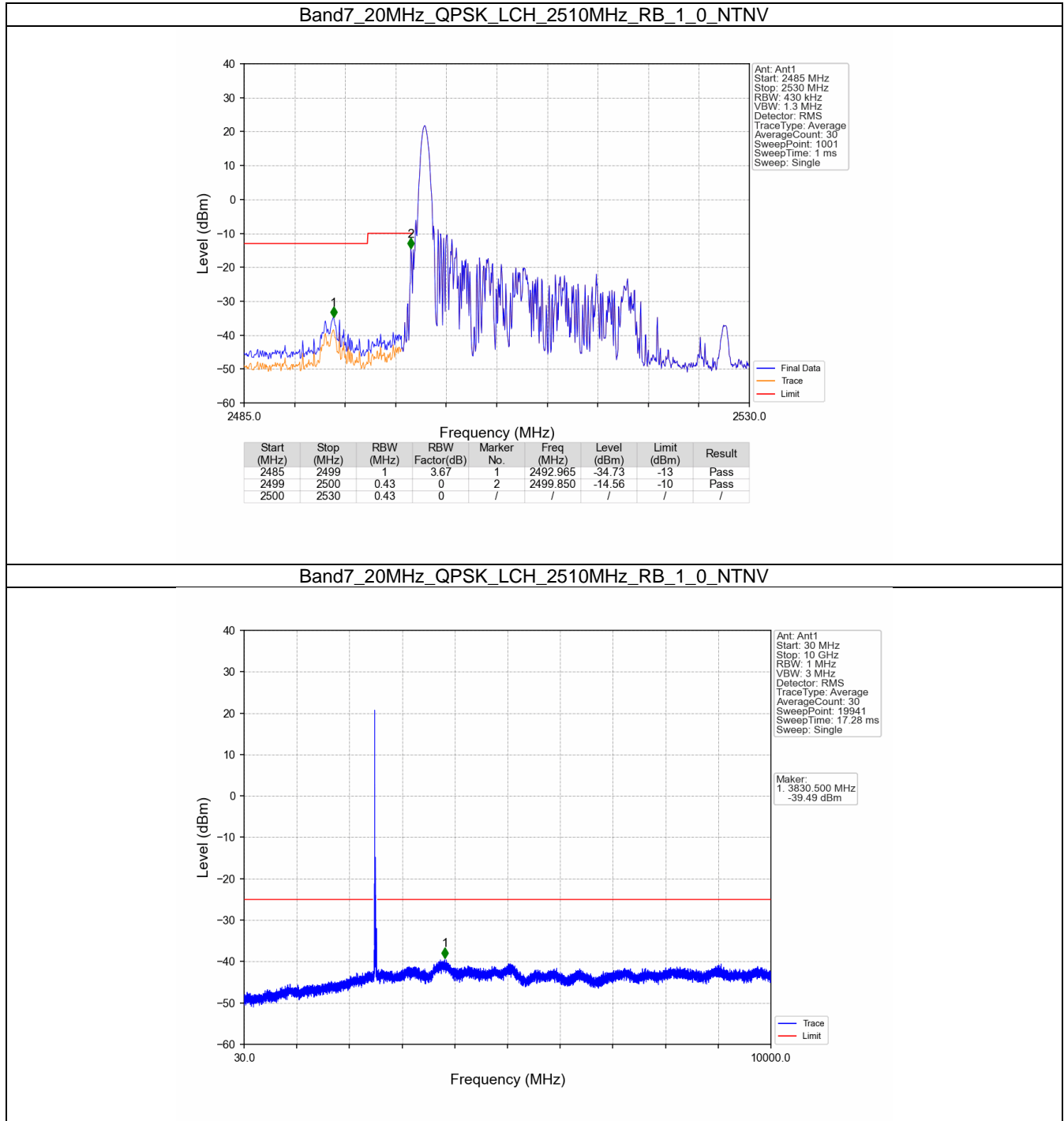


8.4 B7_20MHz

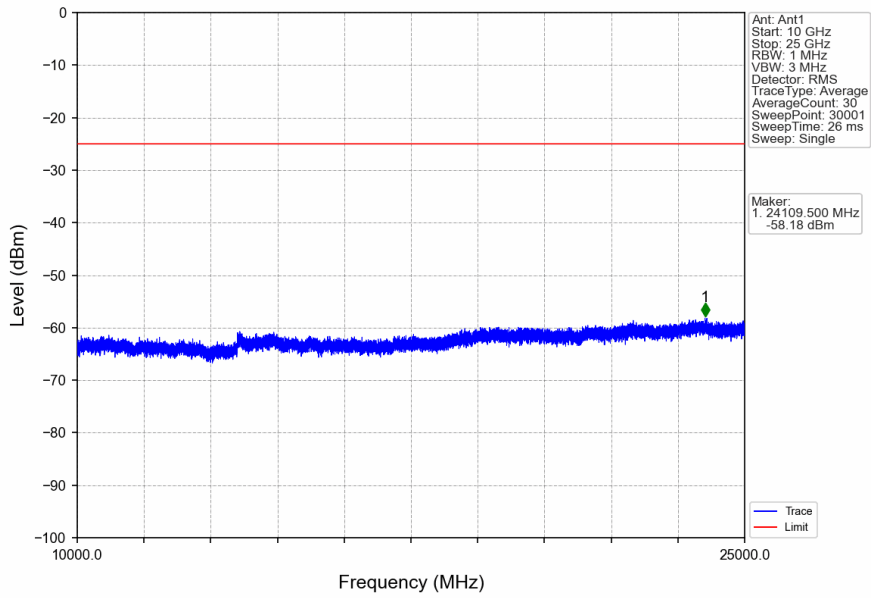
8.4.1 Test Result

Band: 7 / Bandwidth: 20MHz / NTV						
Modulation	Frequency (MHz)	RB Allocation		Spurious Emission		Verdict
		Size	Offset	Result	Limit	
QPSK	2510	1	0	Refer To Test Graph		Pass
		100	0	Refer To Test Graph		Pass
	2535	1	0	Refer To Test Graph		Pass
	2560	1	0	Refer To Test Graph		Pass
			99	Refer To Test Graph		Pass
		100	0	Refer To Test Graph		Pass
16QAM	2510	1	0	Refer To Test Graph		Pass
		100	0	Refer To Test Graph		Pass
	2535	1	0	Refer To Test Graph		Pass
	2560	1	0	Refer To Test Graph		Pass
			99	Refer To Test Graph		Pass
		100	0	Refer To Test Graph		Pass

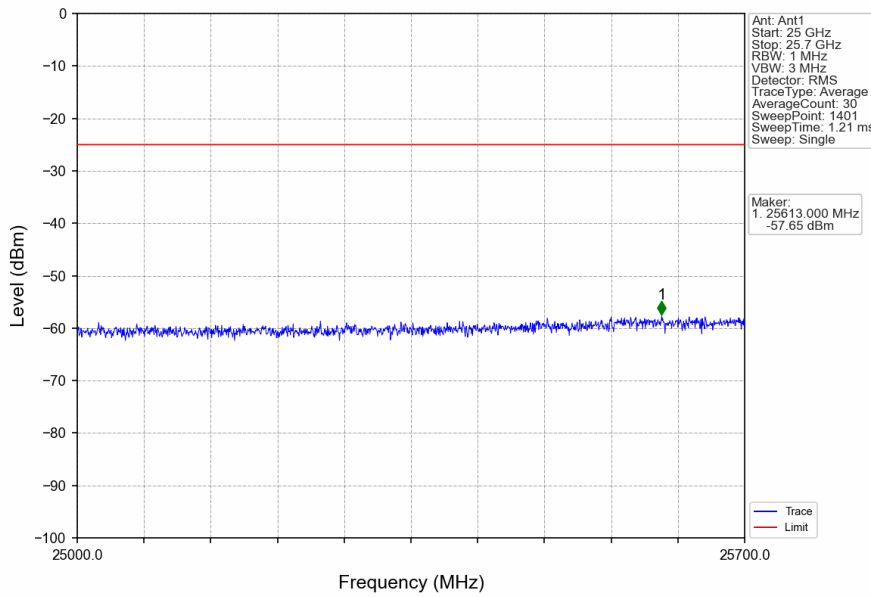
8.4.2 Test Graph



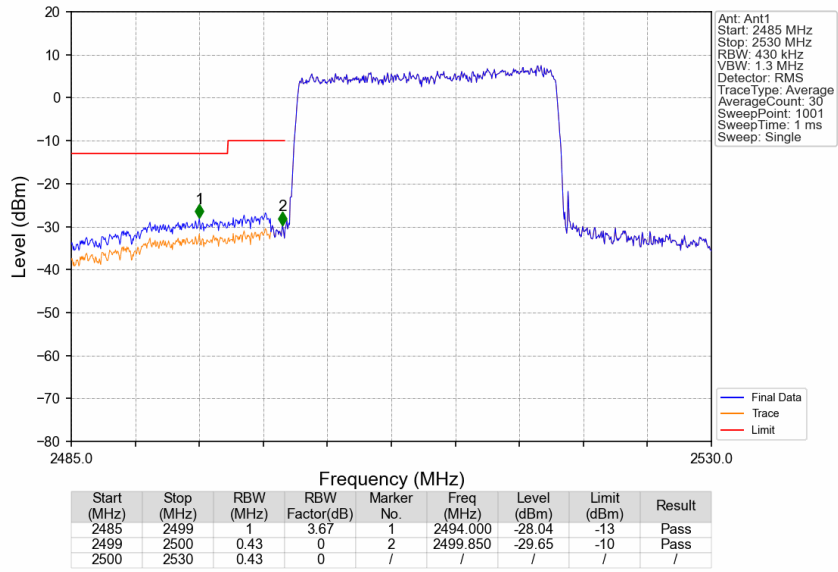
Band7_20MHz_QPSK_LCH_2510MHz_RB_1_0_NTNV



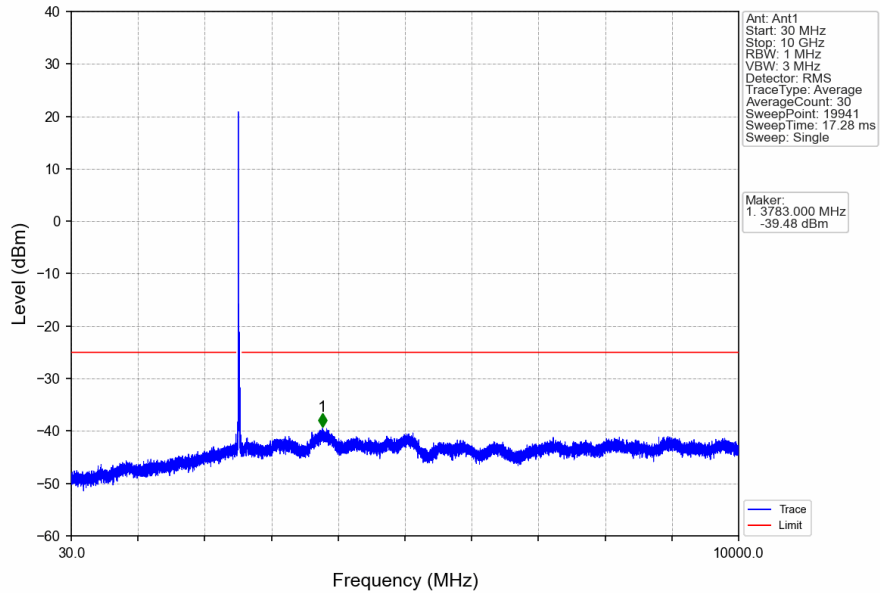
Band7_20MHz_QPSK_LCH_2510MHz_RB_1_0_NTNV



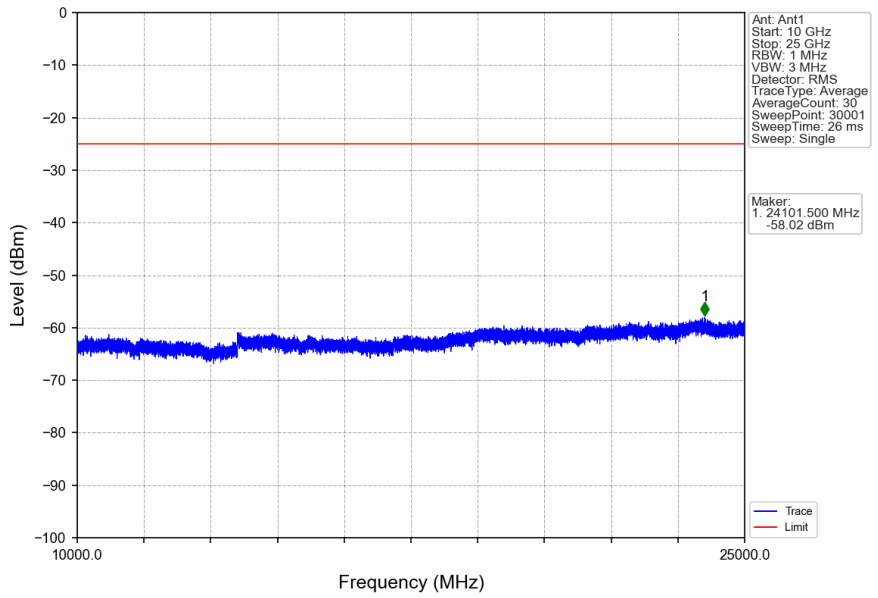
Band7_20MHz_QPSK_LCH_2510MHz_RB_100_0_NTNV



Band7_20MHz_QPSK_MCH_2535MHz_RB_1_0_NTNV



Band7_20MHz_QPSK_MCH_2535MHz_RB_1_0_NTNV



Band7_20MHz_QPSK_MCH_2535MHz_RB_1_0_NTNV

