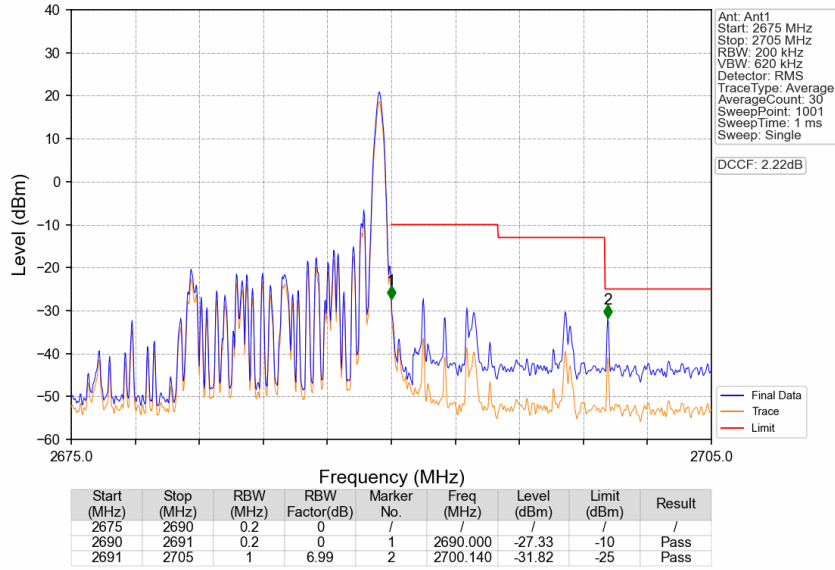
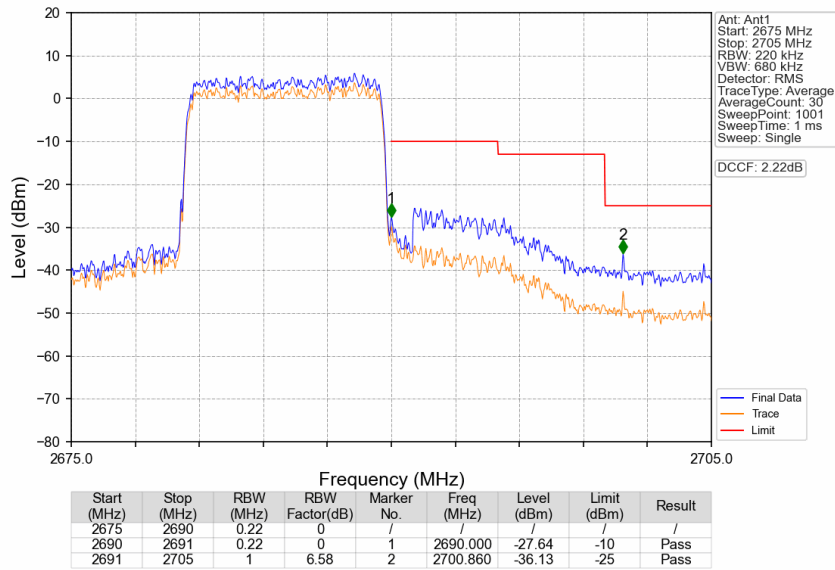


Band41_10MHz_16QAM_HCH_2685MHz_RB_1_49_NTNV



Band41_10MHz_16QAM_HCH_2685MHz_RB_50_0_NTNV

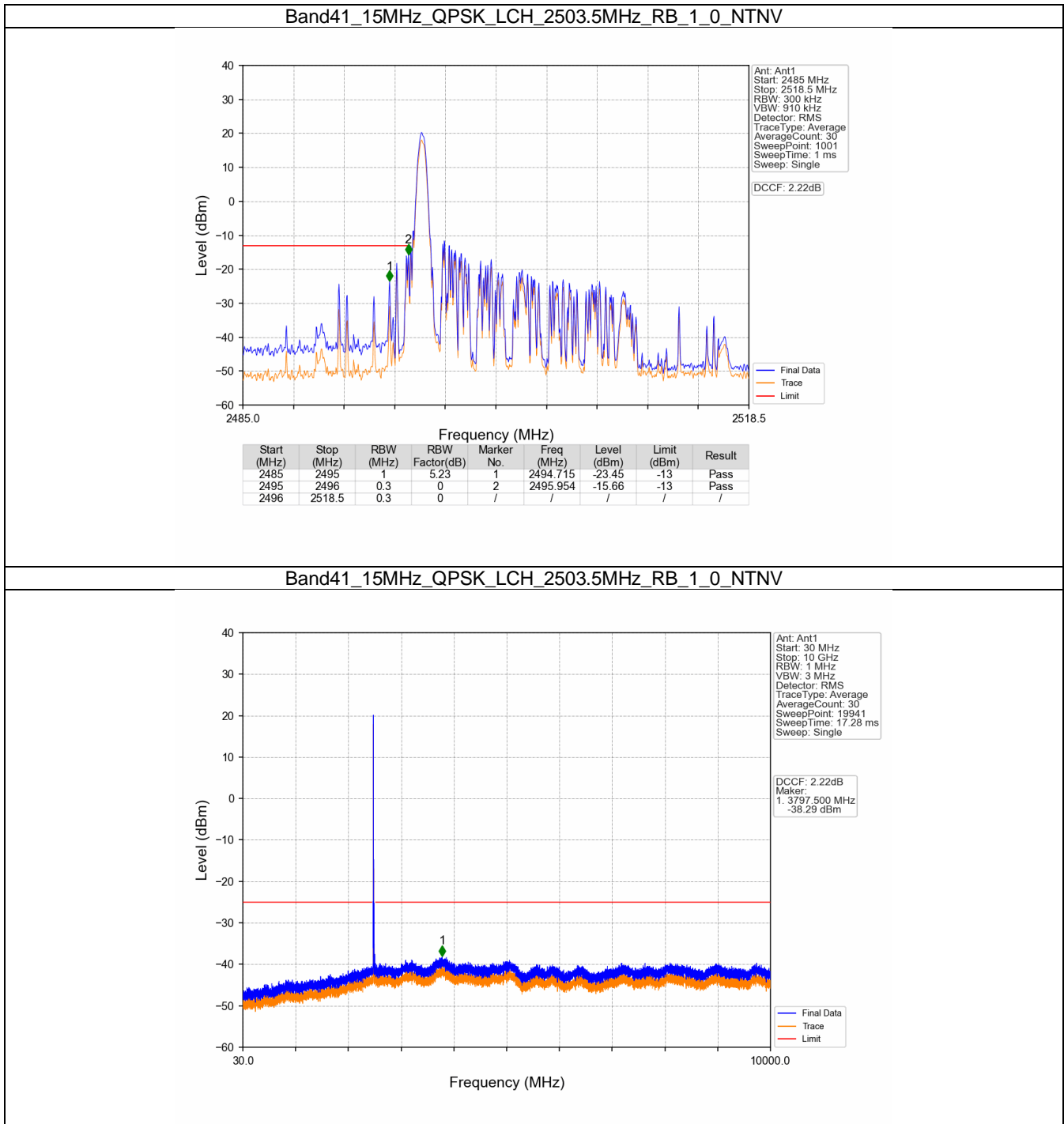


6.3 B41_15MHz

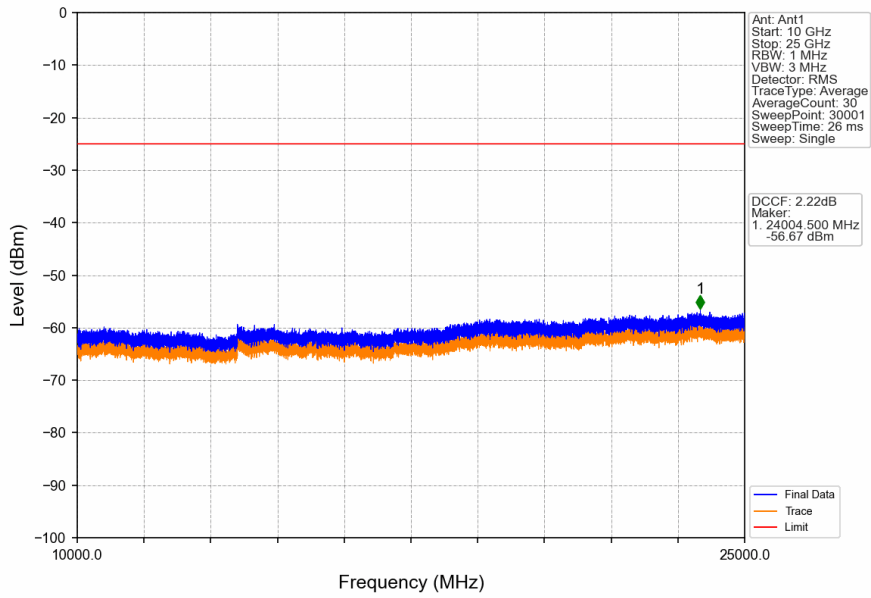
6.3.1 Test Result

Band: 41 / Bandwidth: 15MHz / NTV						
Modulation	Frequency (MHz)	RB Allocation		Spurious Emission		Verdict
		Size	Offset	Result	Limit	
QPSK	2503.5	1	0	Refer To Test Graph		Pass
		75	0	Refer To Test Graph		Pass
	2593	1	0	Refer To Test Graph		Pass
	2682.5	1	0	Refer To Test Graph		Pass
			74	Refer To Test Graph		Pass
		75	0	Refer To Test Graph		Pass
16QAM	2503.5	1	0	Refer To Test Graph		Pass
		75	0	Refer To Test Graph		Pass
	2593	1	0	Refer To Test Graph		Pass
	2682.5	1	0	Refer To Test Graph		Pass
			74	Refer To Test Graph		Pass
		75	0	Refer To Test Graph		Pass

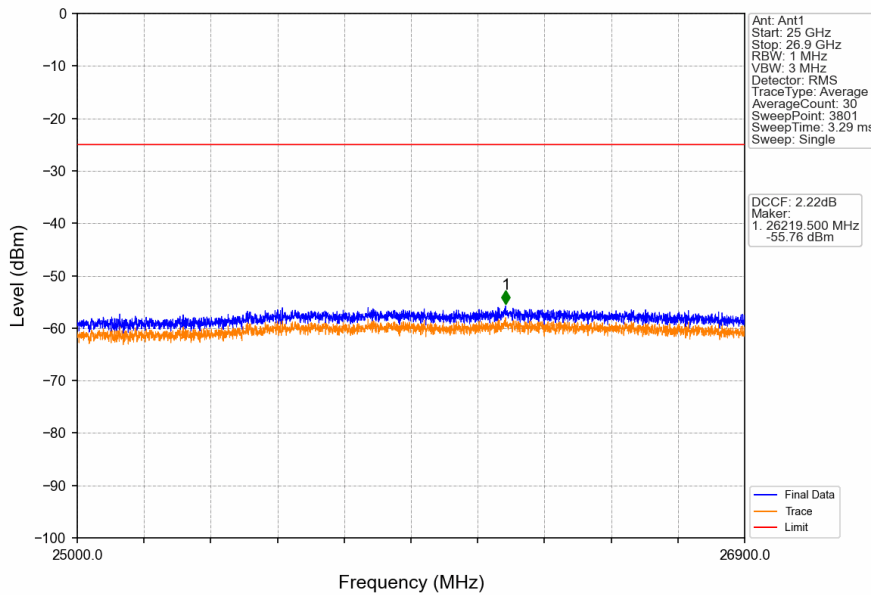
6.3.2 Test Graph



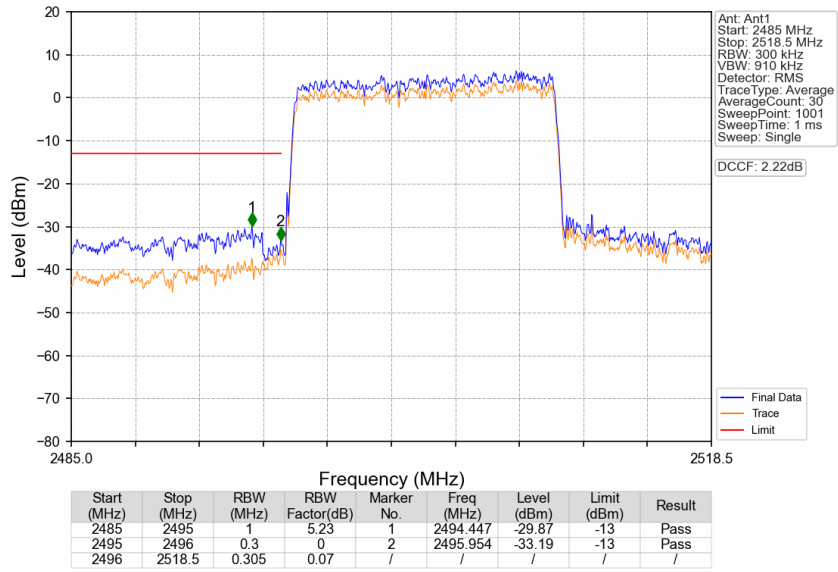
Band41_15MHz_QPSK_LCH_2503.5MHz_RB_1_0_NTNV



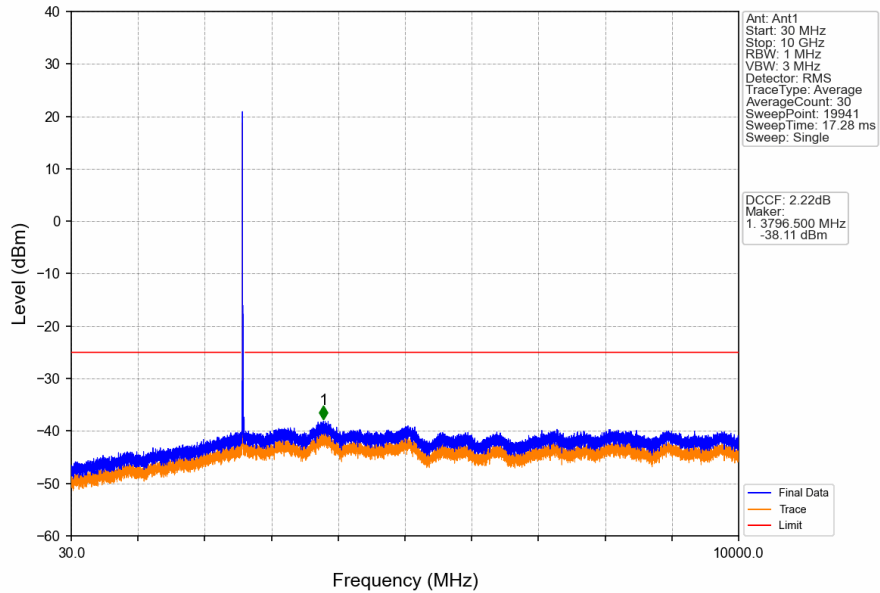
Band41_15MHz_QPSK_LCH_2503.5MHz_RB_1_0_NTNV



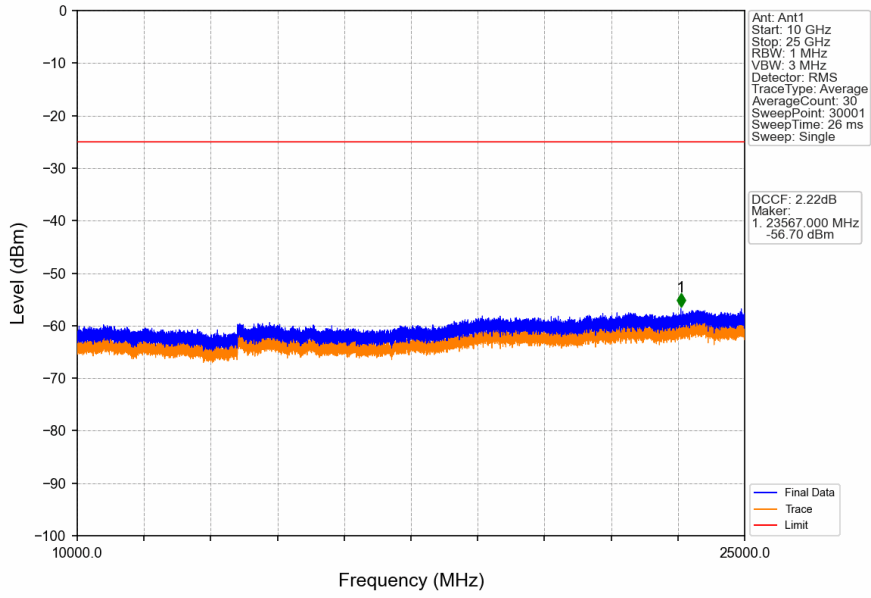
Band41_15MHz_QPSK_LCH_2503.5MHz_RB_75_0_NTNV



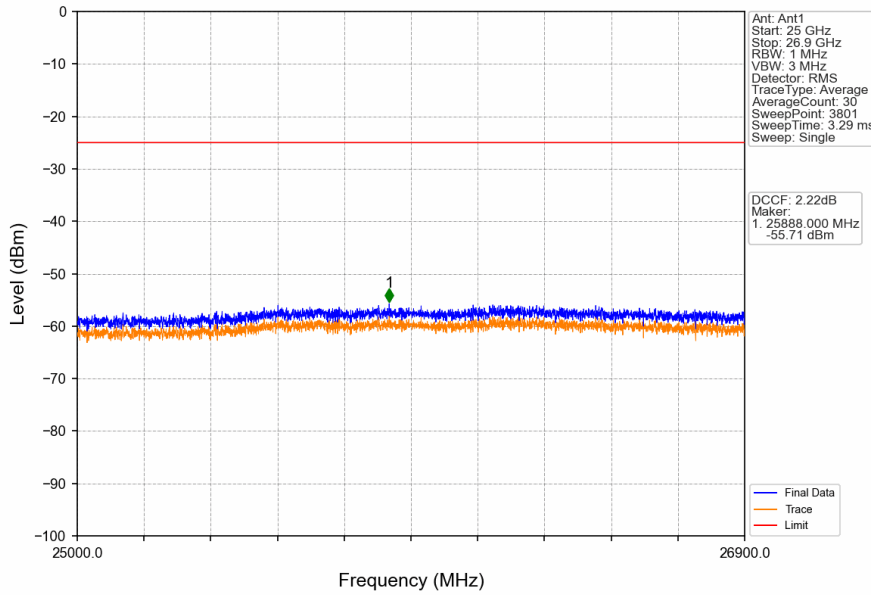
Band41_15MHz_QPSK_MCH_2593MHz_RB_1_0_NTNV



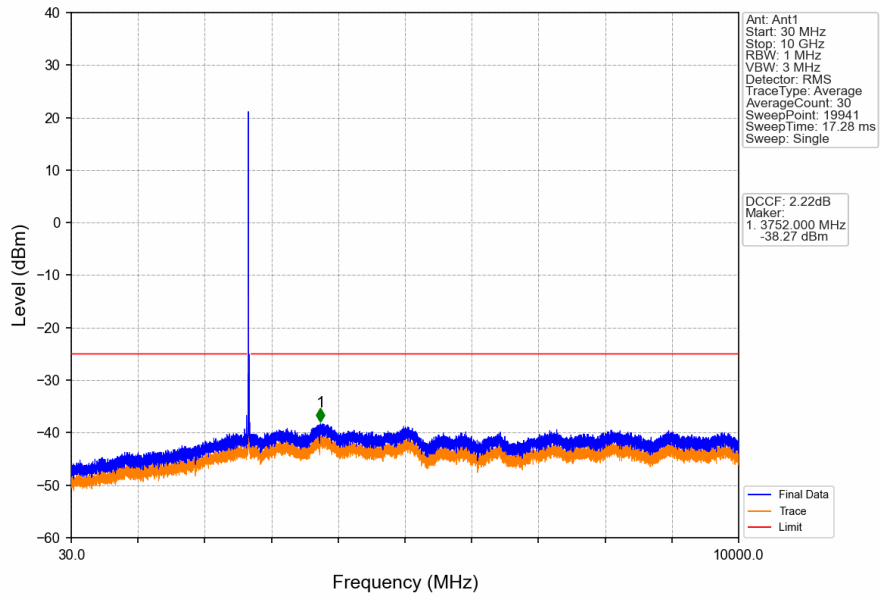
Band41_15MHz_QPSK_MCH_2593MHz_RB_1_0_NTNV



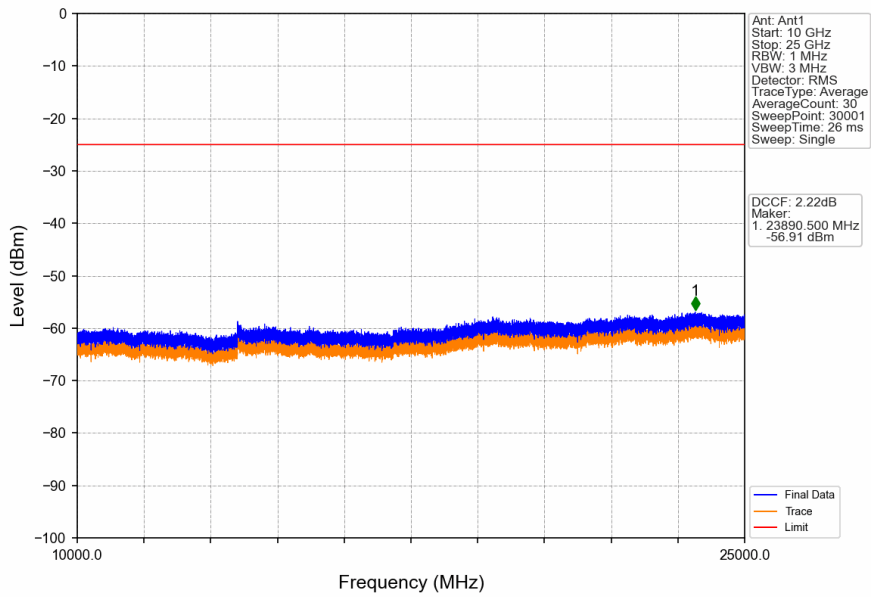
Band41_15MHz_QPSK_MCH_2593MHz_RB_1_0_NTNV



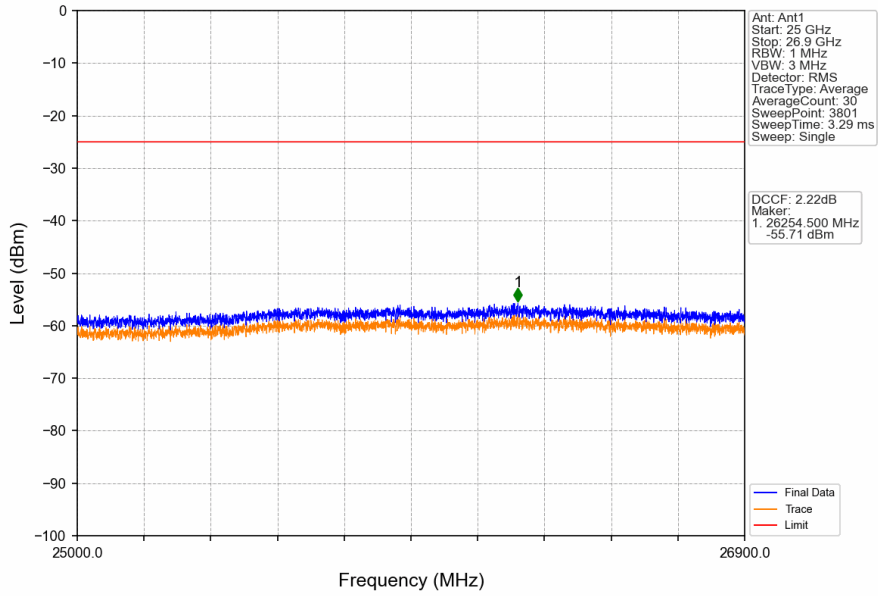
Band41_15MHz_QPSK_HCH_2682.5MHz_RB_1_0_NTNV



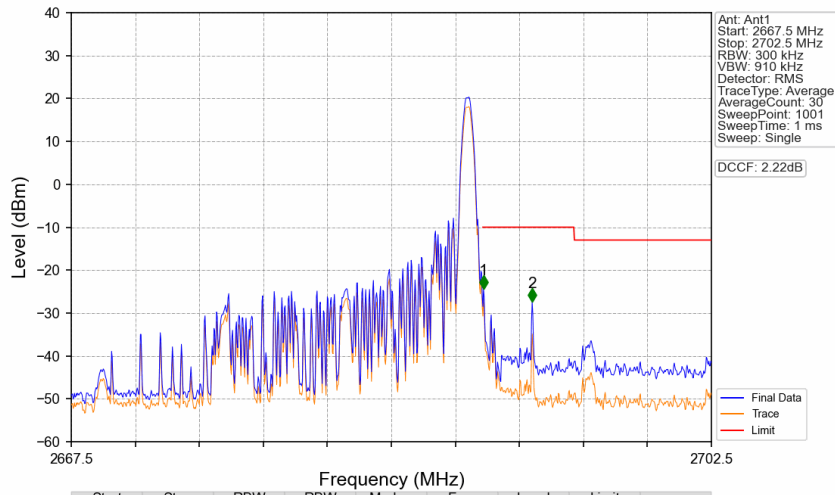
Band41_15MHz_QPSK_HCH_2682.5MHz_RB_1_0_NTNV



Band41_15MHz_QPSK_HCH_2682.5MHz_RB_1_0_NTNV

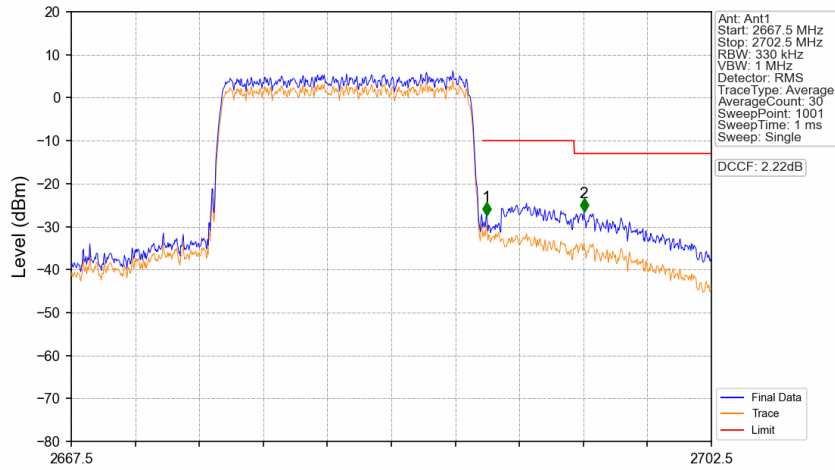


Band41_15MHz_QPSK_HCH_2682.5MHz_RB_1_74_NTNV



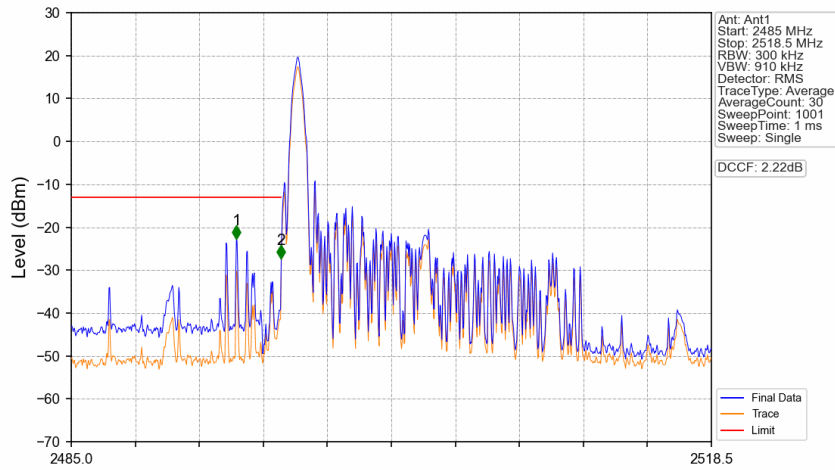
Start (MHz)	Stop (MHz)	RBW (MHz)	RBW Factor(dB)	Marker No.	Freq (MHz)	Level (dBm)	Limit (dBm)	Result
2667.5	2690	0.3	0	/	/	/	/	/
2690	2691	0.3	0	1	2690.040	-24.38	-10	Pass
2691	2702.5	1	5.23	2	2692.700	-27.41	-10	Pass

Band41_15MHz_QPSK_HCH_2682.5MHz_RB_75_0_NTNV



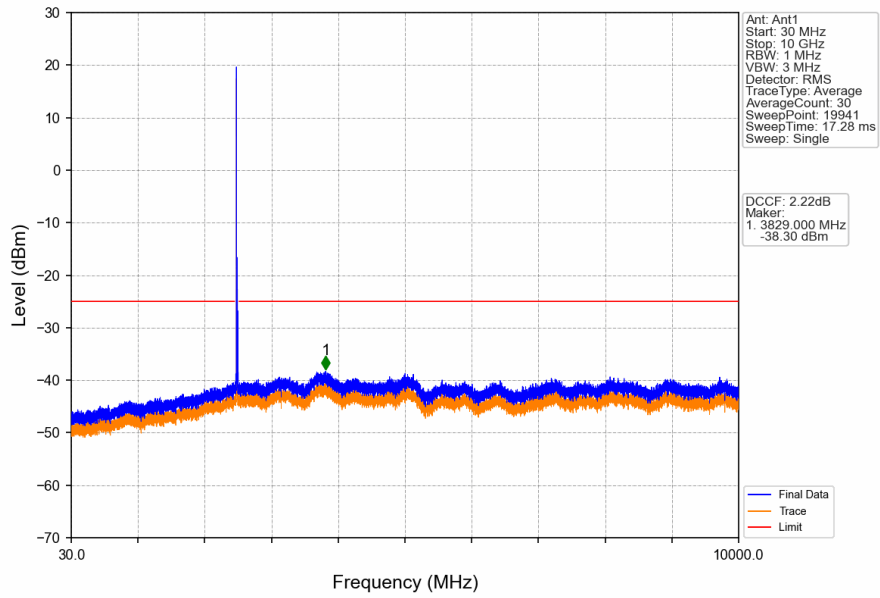
Start (MHz)	Stop (MHz)	RBW (MHz)	RBW Factor(dB)	Marker No.	Freq (MHz)	Level (dBm)	Limit (dBm)	Result
2667.5	2690	0.33	0	/	/	/	/	/
2690	2691	0.33	0	1	2690.215	-27.51	-10	Pass
2691	2702.5	1	4.81	2	2695.535	-26.63	-13	Pass

Band41_15MHz_16QAM_LCH_2503.5MHz_RB_1_0_NTNV

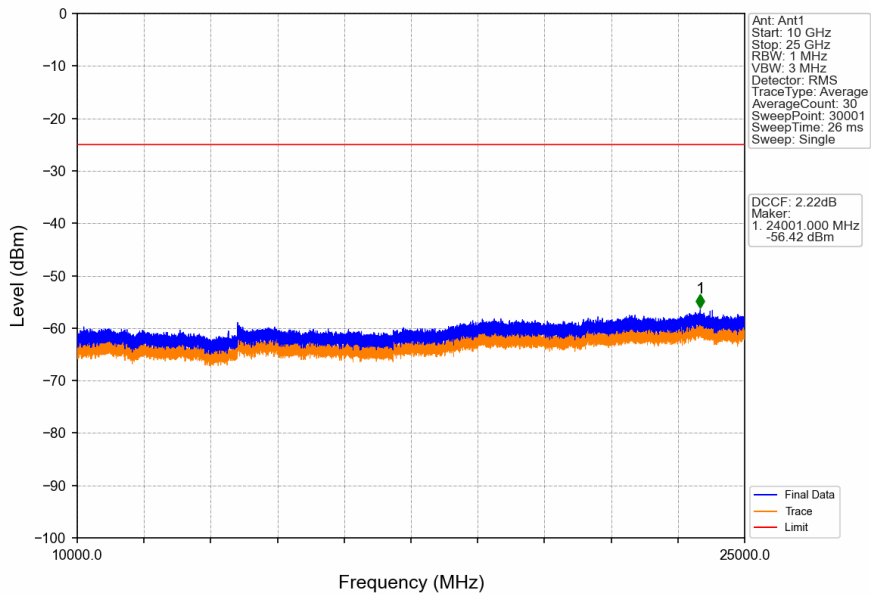


Start (MHz)	Stop (MHz)	RBW (MHz)	RBW Factor(dB)	Marker No.	Freq (MHz)	Level (dBm)	Limit (dBm)	Result
2485	2495	1	5.23	1	2493.643	-22.79	-13	Pass
2495	2496	0.3	0	2	2495.988	-27.34	-13	Pass
2496	2518.5	0.3	0	/	/	/	/	/

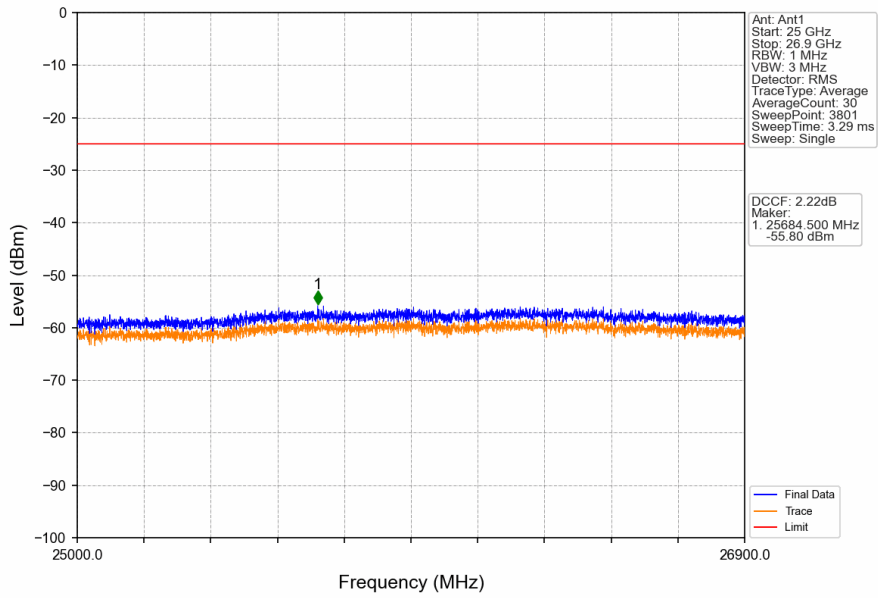
Band41_15MHz_16QAM_LCH_2503.5MHz_RB_1_0_NTNV



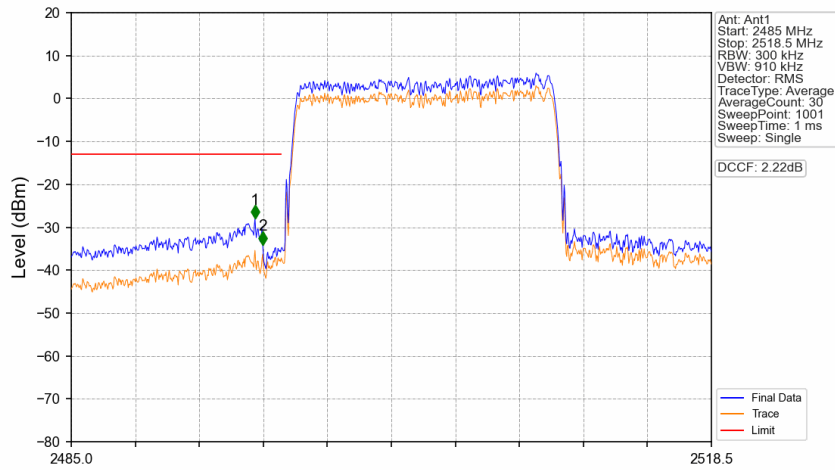
Band41_15MHz_16QAM_LCH_2503.5MHz_RB_1_0_NTNV



Band41_15MHz_16QAM_LCH_2503.5MHz_RB_1_0_NTNV

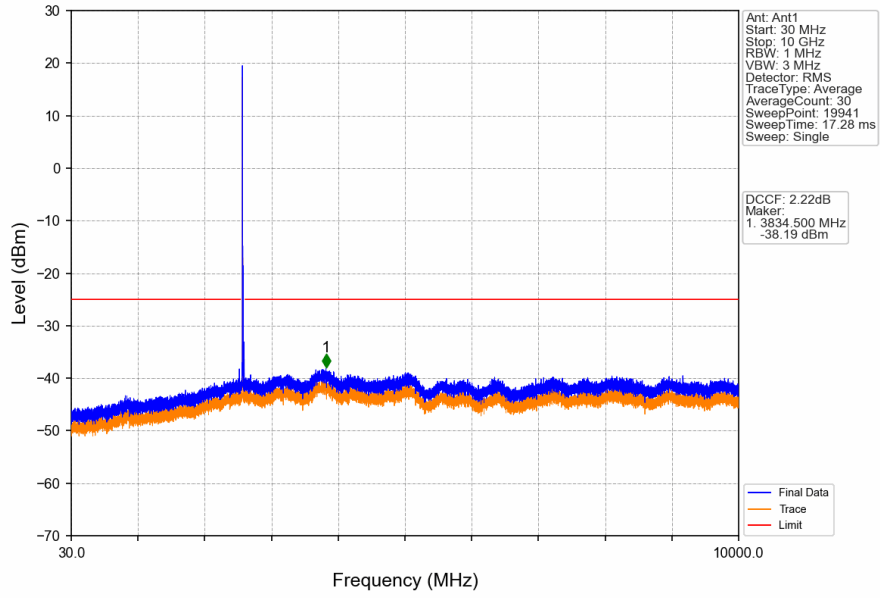


Band41_15MHz_16QAM_LCH_2503.5MHz_RB_75_0_NTNV

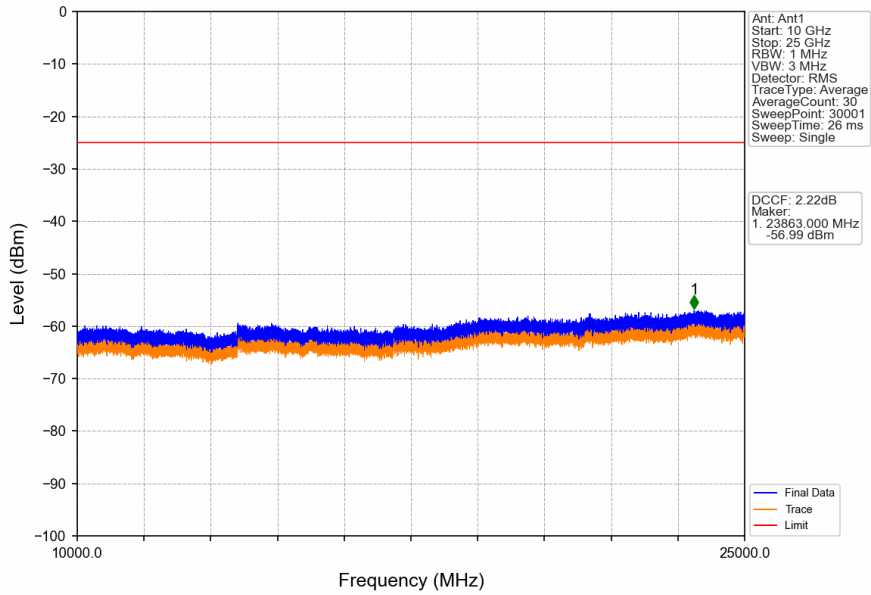


Start (MHz)	Stop (MHz)	RBW (MHz)	RBW Factor(dB)	Marker No.	Freq (MHz)	Level (dBm)	Limit (dBm)	Result
2485	2495	1	5.23	1	2494.615	-27.94	-13	Pass
2495	2496	0.3	0	2	2495.017	-34.07	-13	Pass
2496	2518.5	0.354	0.72	/	/	/	/	/

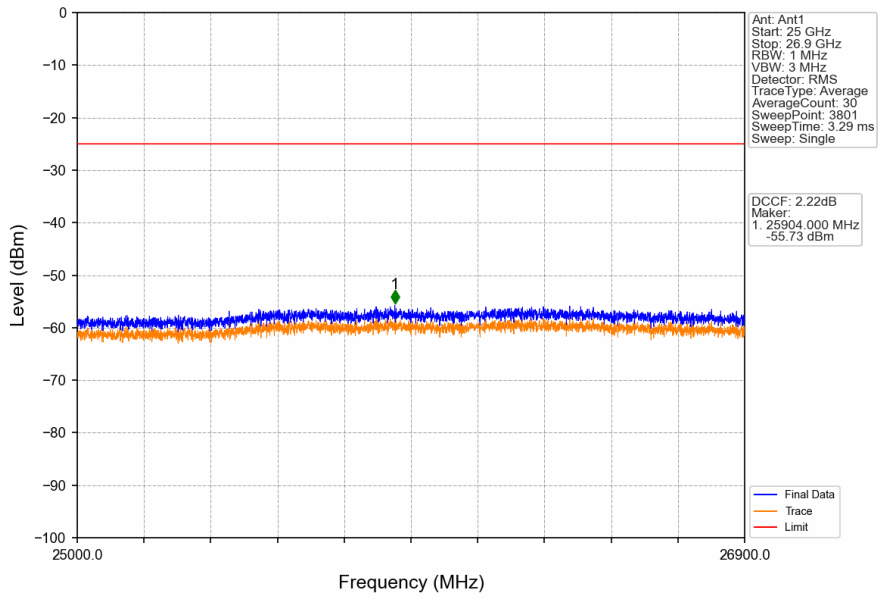
Band41_15MHz_16QAM_MCH_2593MHz_RB_1_0_NTNV



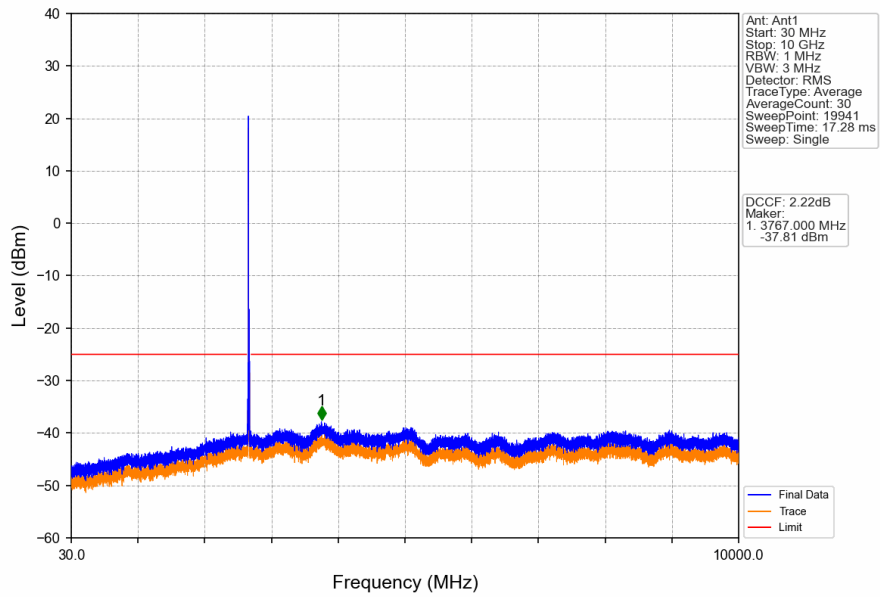
Band41_15MHz_16QAM_MCH_2593MHz_RB_1_0_NTNV



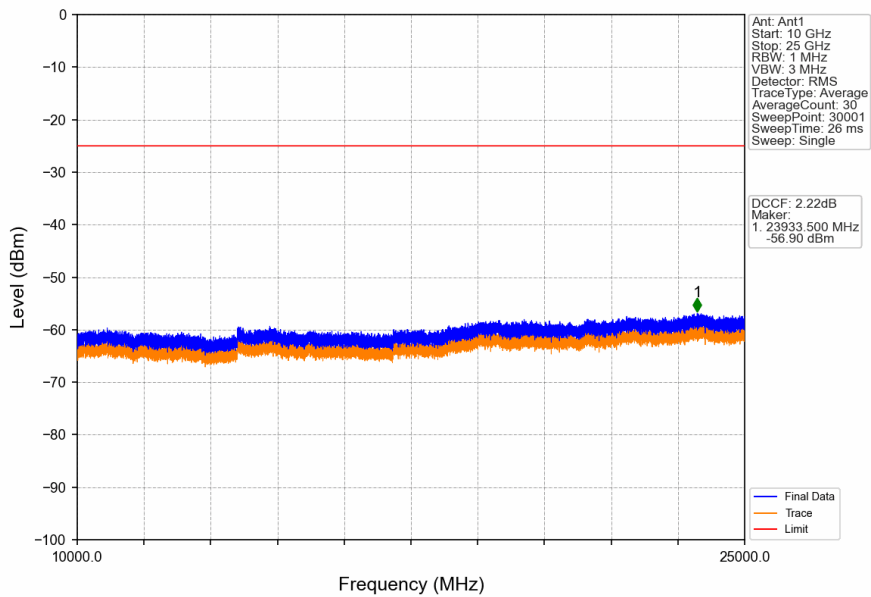
Band41_15MHz_16QAM_MCH_2593MHz_RB_1_0_NTNV



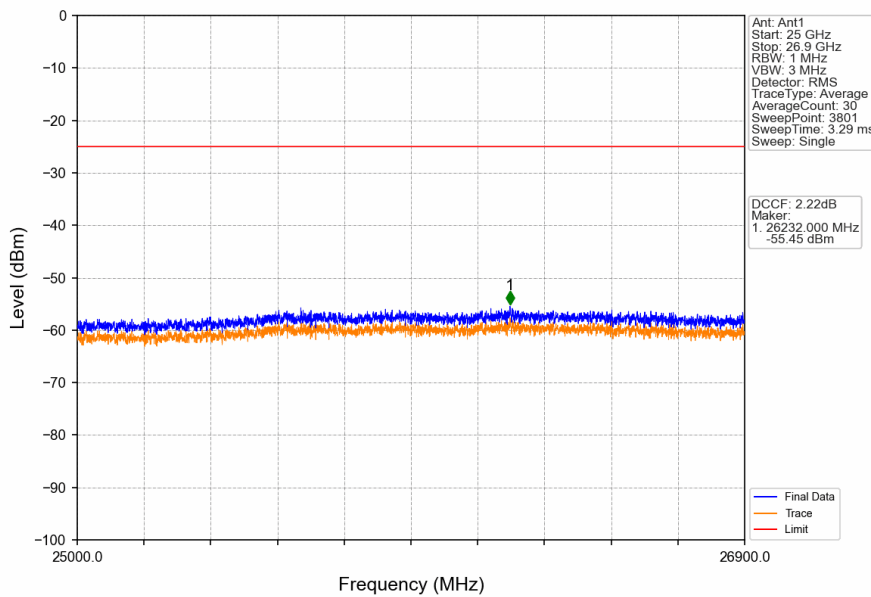
Band41_15MHz_16QAM_HCH_2682.5MHz_RB_1_0_NTNV



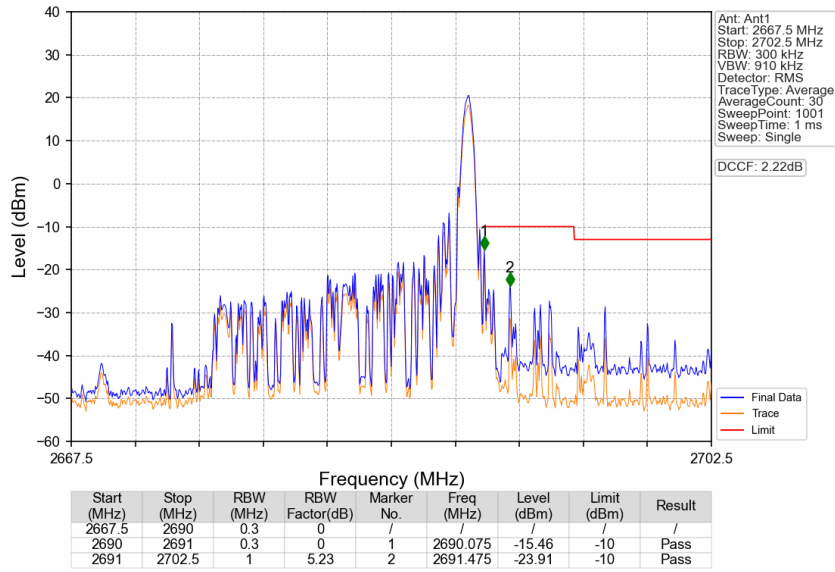
Band41_15MHz_16QAM_HCH_2682.5MHz_RB_1_0_NTNV



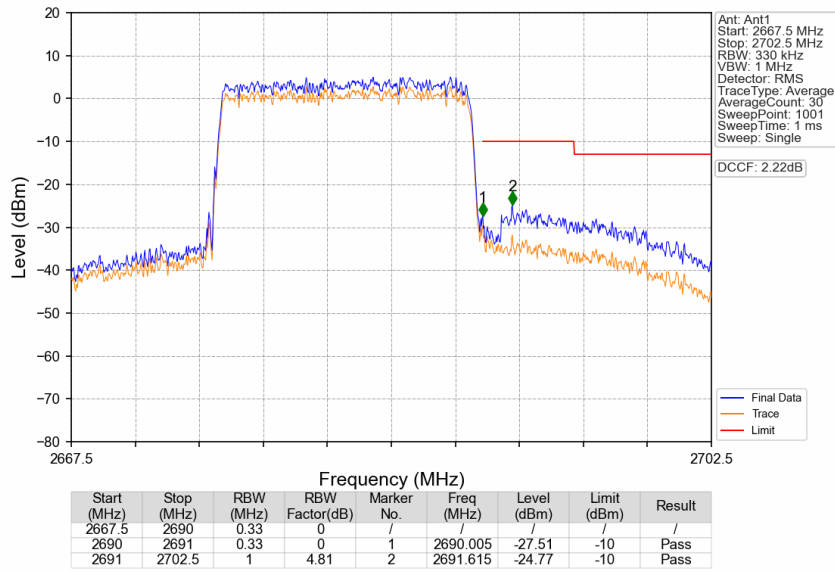
Band41_15MHz_16QAM_HCH_2682.5MHz_RB_1_0_NTNV



Band41_15MHz_16QAM_HCH_2682.5MHz_RB_1_74_NTNV



Band41_15MHz_16QAM_HCH_2682.5MHz_RB_75_0_NTNV

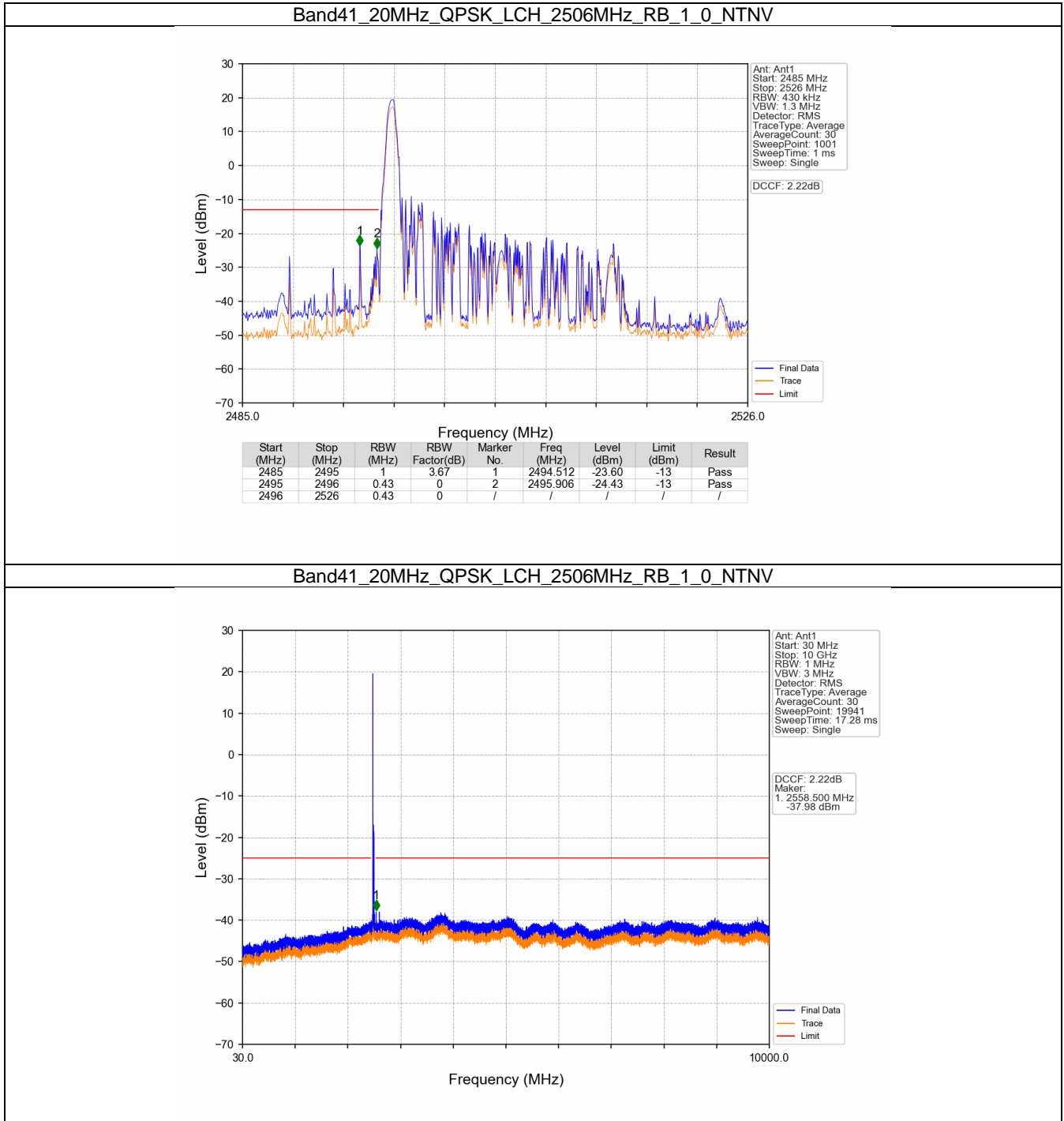


6.4 B41_20MHz

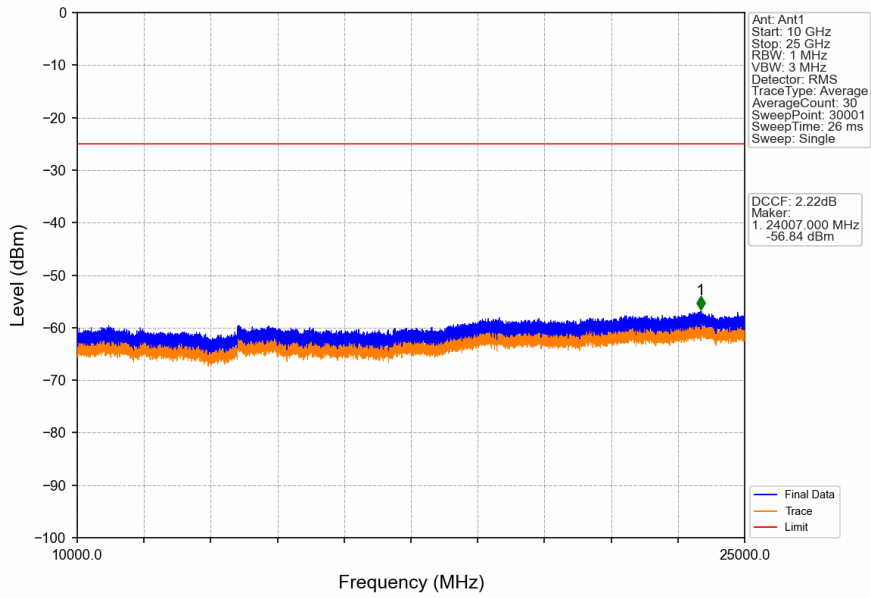
6.4.1 Test Result

Band: 41 / Bandwidth: 20MHz / NTV						
Modulation	Frequency (MHz)	RB Allocation		Spurious Emission		Verdict
		Size	Offset	Result	Limit	
QPSK	2506	1	0	Refer To Test Graph		Pass
		100	0	Refer To Test Graph		Pass
	2593	1	0	Refer To Test Graph		Pass
	2680	1	0	Refer To Test Graph		Pass
			99	Refer To Test Graph		Pass
		100	0	Refer To Test Graph		Pass
16QAM	2506	1	0	Refer To Test Graph		Pass
		100	0	Refer To Test Graph		Pass
	2593	1	0	Refer To Test Graph		Pass
	2680	1	0	Refer To Test Graph		Pass
			99	Refer To Test Graph		Pass
		100	0	Refer To Test Graph		Pass

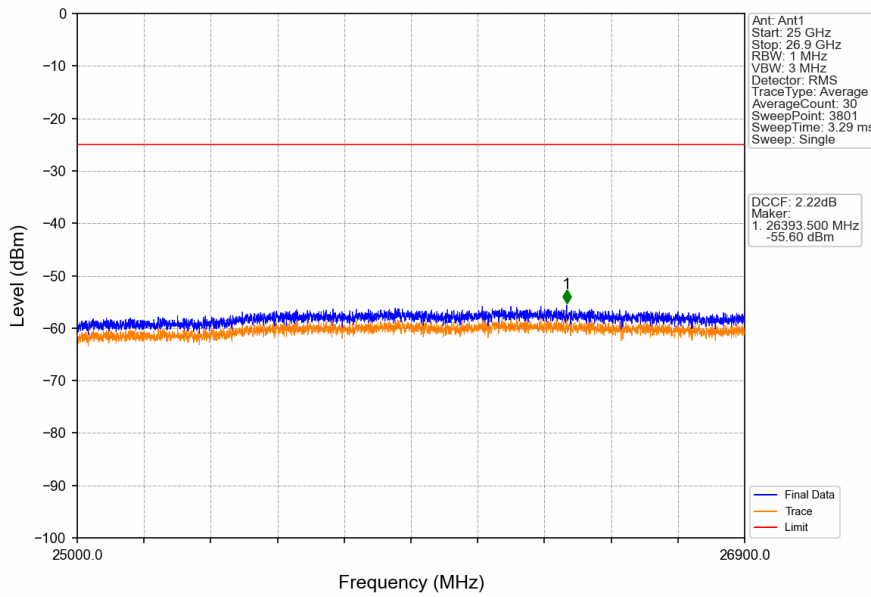
6.4.2 Test Graph



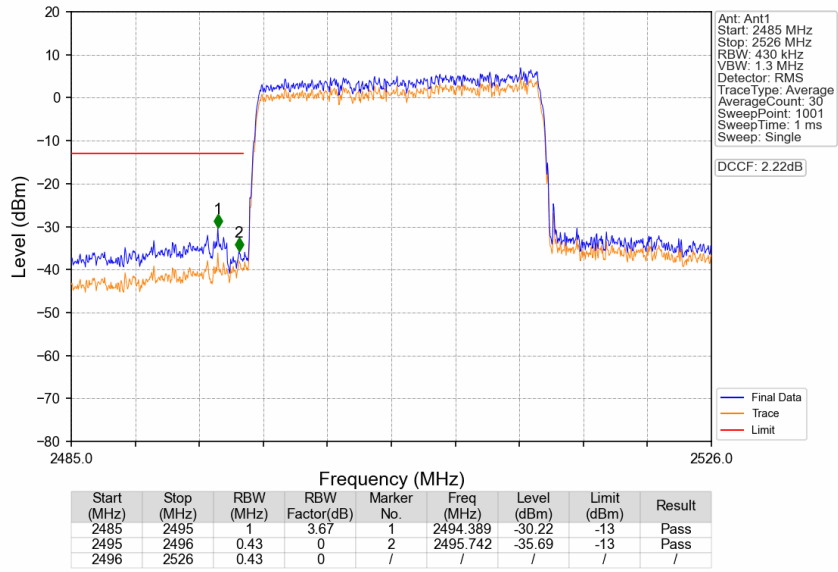
Band41_20MHz_QPSK_LCH_2506MHz_RB_1_0_NTNV



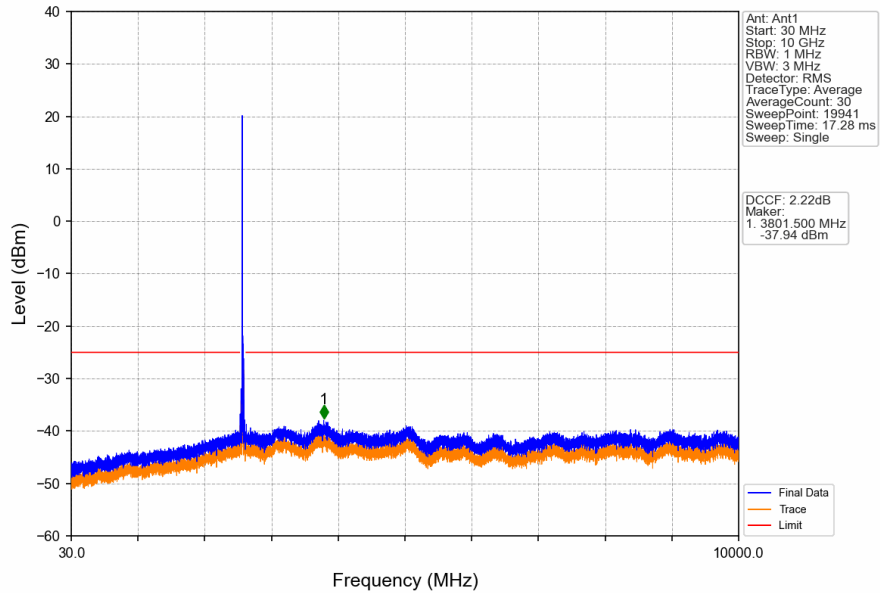
Band41_20MHz_QPSK_LCH_2506MHz_RB_1_0_NTNV



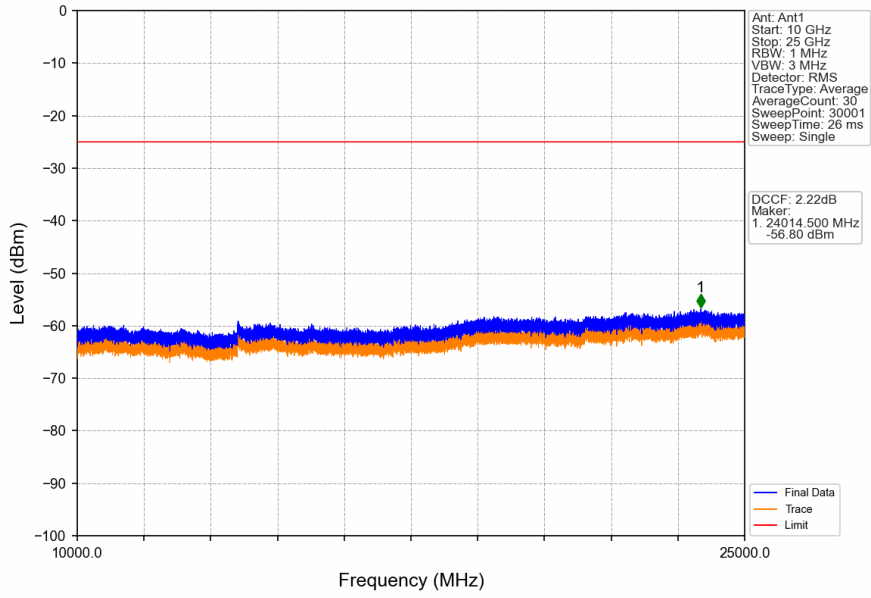
Band41_20MHz_QPSK_LCH_2506MHz_RB_100_0_NTNV



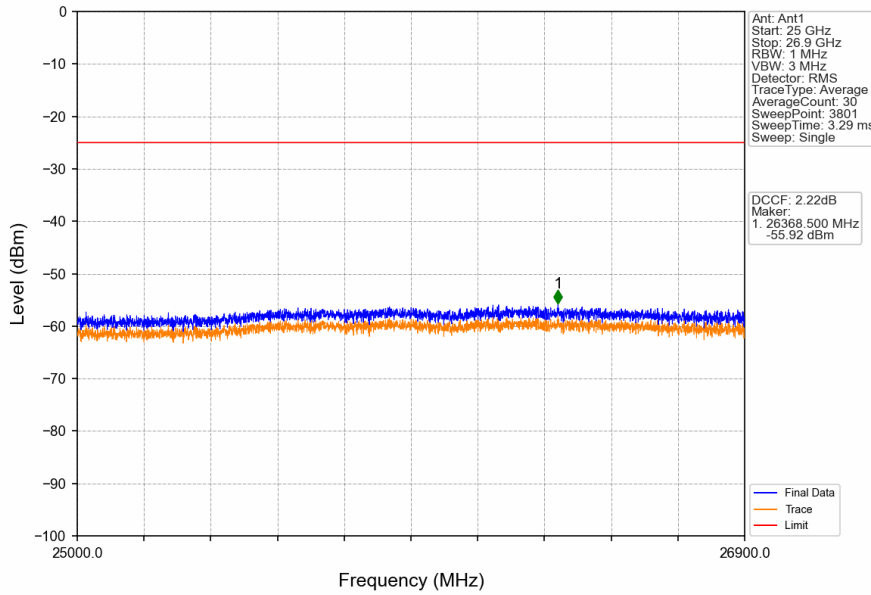
Band41_20MHz_QPSK_MCH_2593MHz_RB_1_0_NTNV



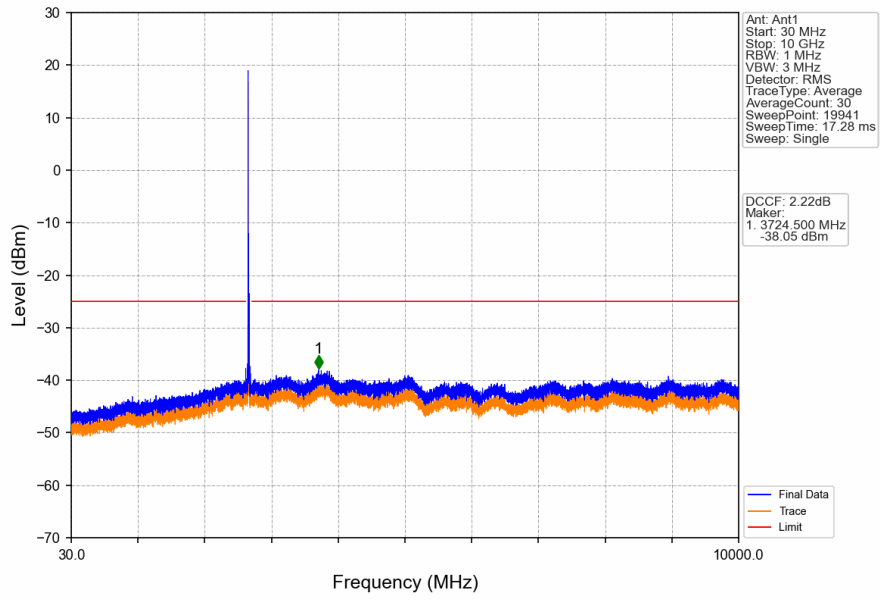
Band41_20MHz_QPSK_MCH_2593MHz_RB_1_0_NTNV



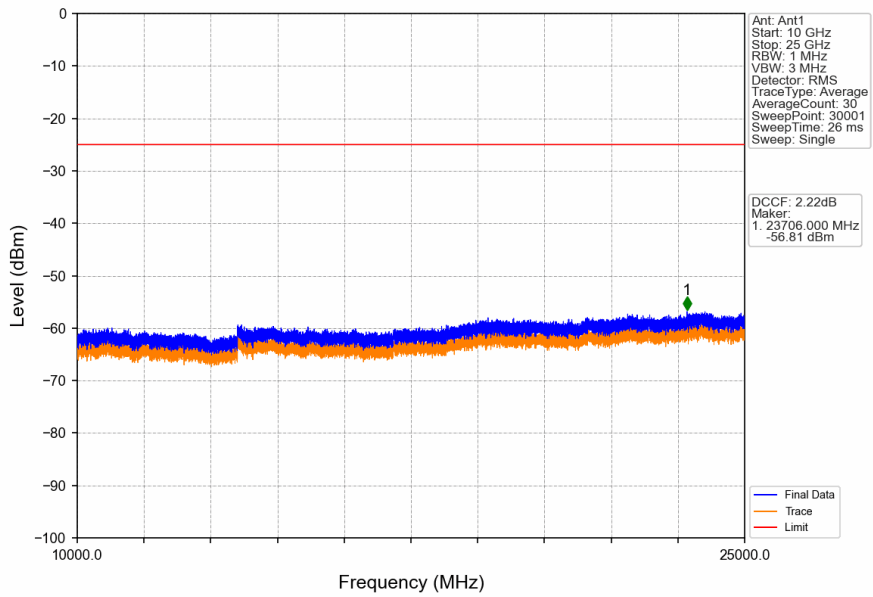
Band41_20MHz_QPSK_MCH_2593MHz_RB_1_0_NTNV



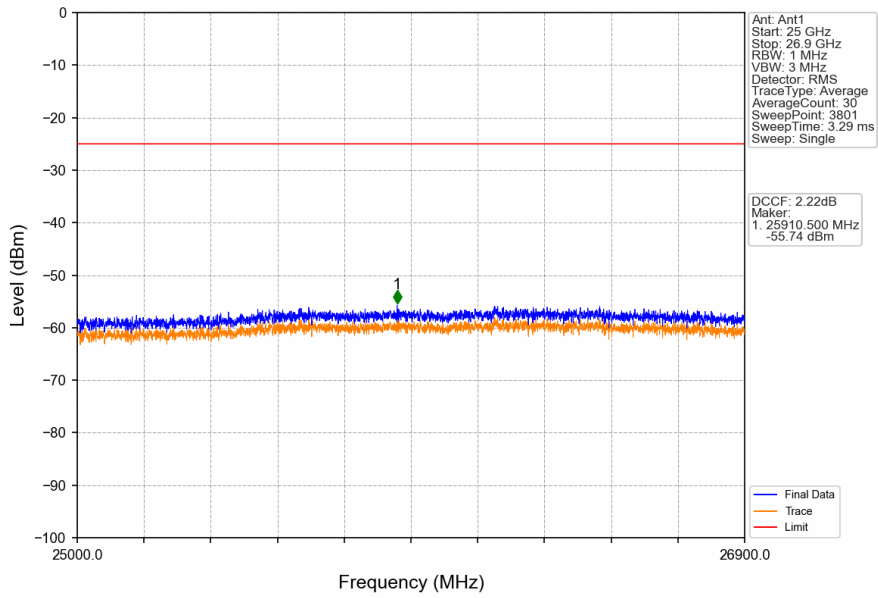
Band41_20MHz_QPSK_HCH_2680MHz_RB_1_0_NTNV



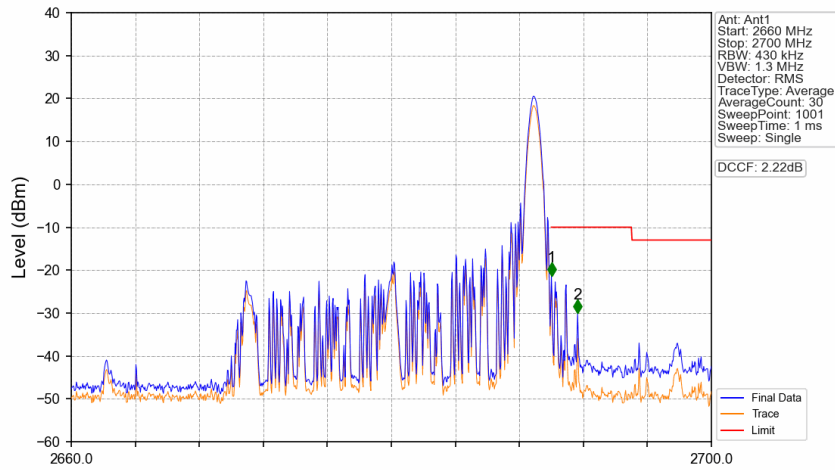
Band41_20MHz_QPSK_HCH_2680MHz_RB_1_0_NTNV



Band41_20MHz_QPSK_HCH_2680MHz_RB_1_0_NTNV

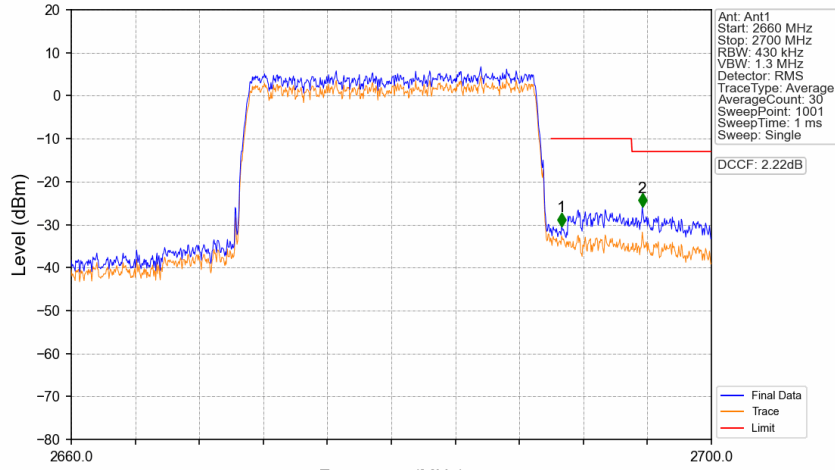


Band41_20MHz_QPSK_HCH_2680MHz_RB_1_99_NTNV



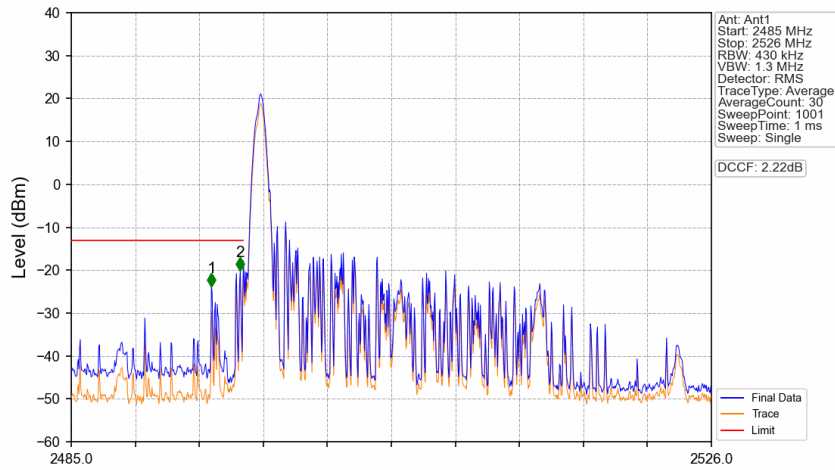
Start (MHz)	Stop (MHz)	RBW (MHz)	RBW Factor(dB)	Marker No.	Freq (MHz)	Level (dBm)	Limit (dBm)	Result
2660	2690	0.43	0	/	/	/	/	/
2690	2691	0.43	0	1	2690.000	-21.39	-10	Pass
2691	2700	1	3.67	2	2691.640	-30.04	-10	Pass

Band41_20MHz_QPSK_HCH_2680MHz_RB_100_0_NTNV



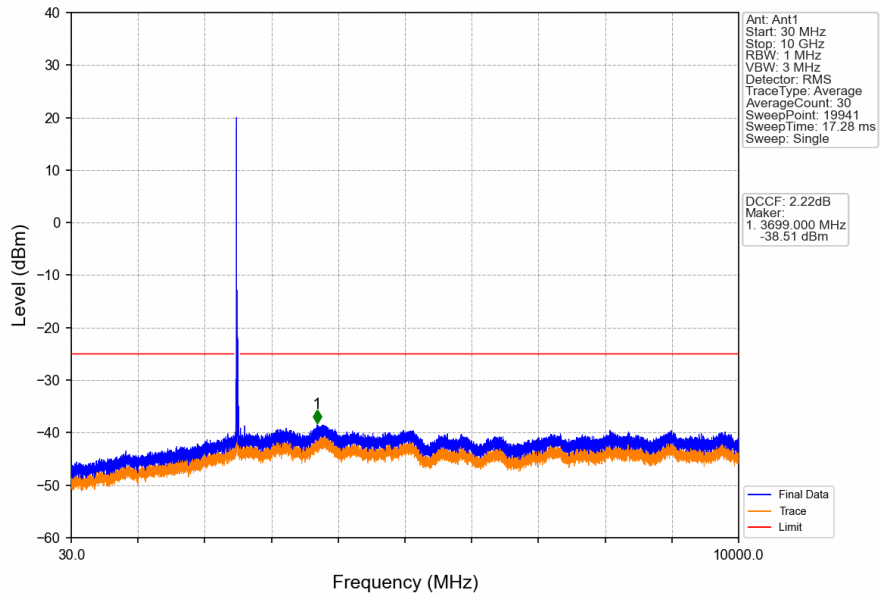
Start (MHz)	Stop (MHz)	RBW (MHz)	RBW Factor(dB)	Marker No.	Freq (MHz)	Level (dBm)	Limit (dBm)	Result
2660	2690	0.43	0	/	/	/	/	/
2690	2691	0.43	0	1	2690.640	-30.37	-10	Pass
2691	2700	1	3.67	2	2695.680	-25.84	-13	Pass

Band41_20MHz_16QAM_LCH_2506MHz_RB_1_0_NTNV

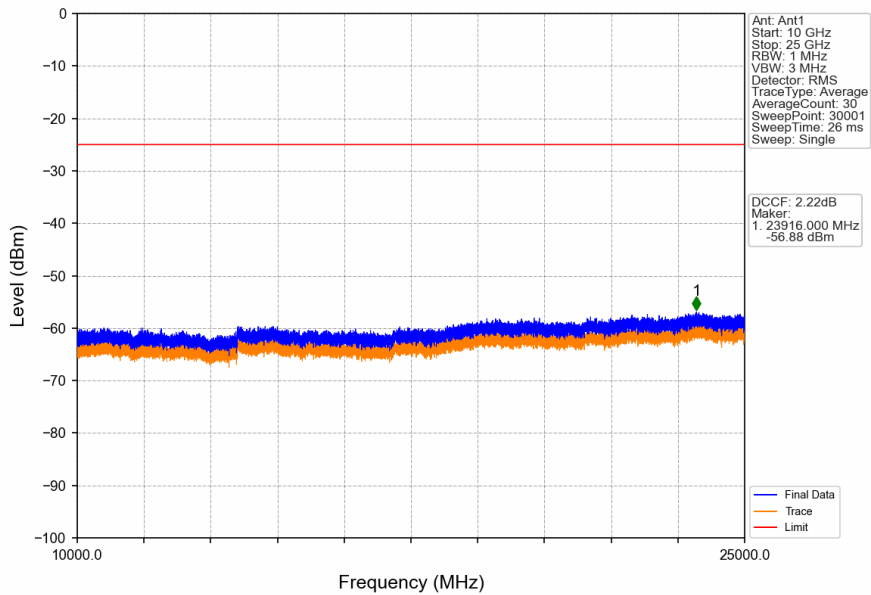


Start (MHz)	Stop (MHz)	RBW (MHz)	RBW Factor(dB)	Marker No.	Freq (MHz)	Level (dBm)	Limit (dBm)	Result
2485	2495	1	3.67	1	2493.979	-23.88	-13	Pass
2495	2496	0.43	0	2	2495.824	-20.14	-13	Pass
2496	2526	0.43	0	/	/	/	/	/

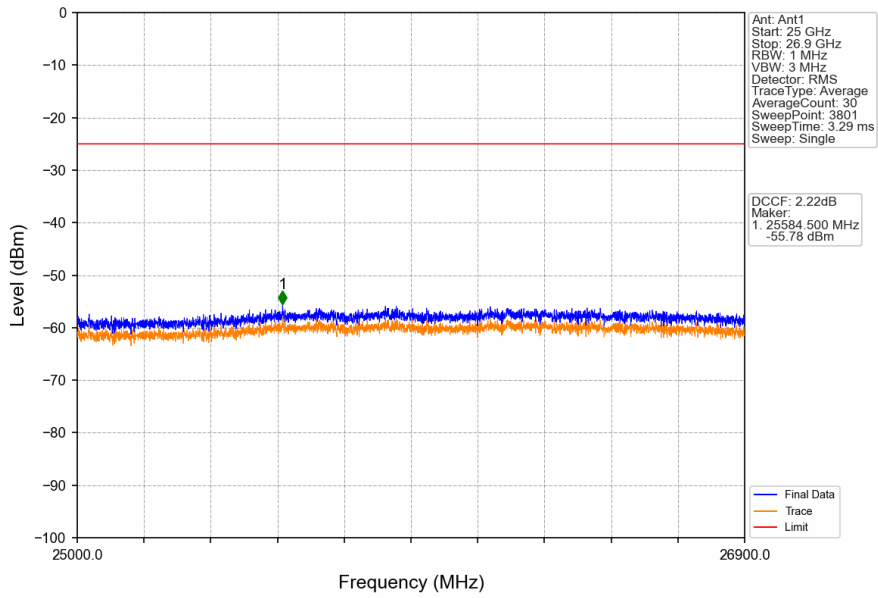
Band41_20MHz_16QAM_LCH_2506MHz_RB_1_0_NTNV



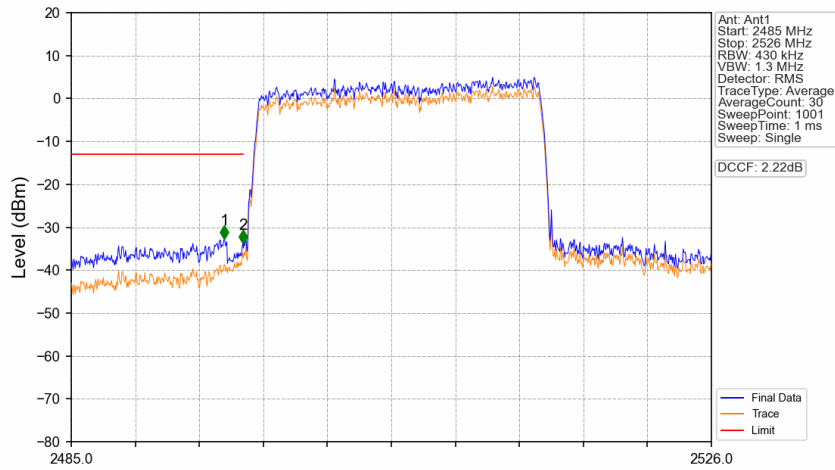
Band41_20MHz_16QAM_LCH_2506MHz_RB_1_0_NTNV



Band41_20MHz_16QAM_LCH_2506MHz_RB_1_0_NTNV

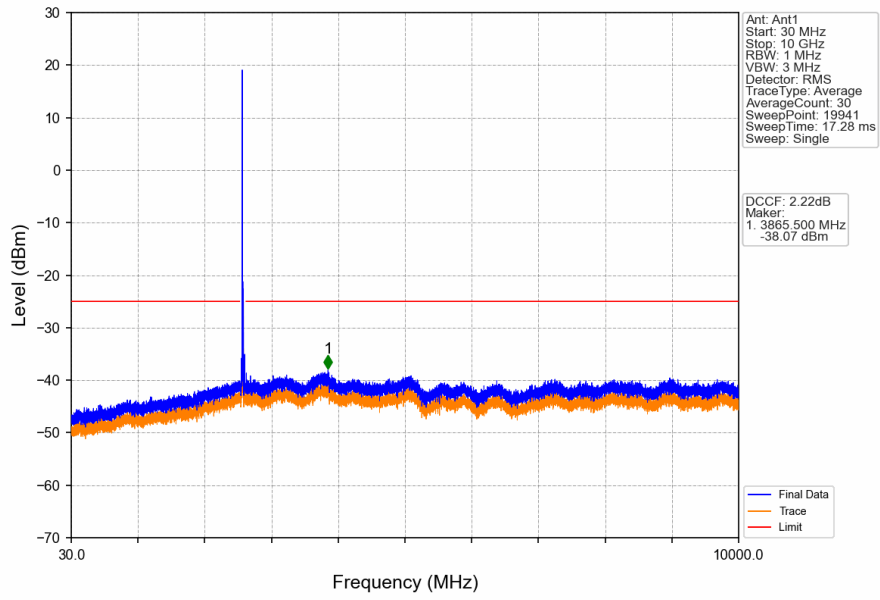


Band41_20MHz_16QAM_LCH_2506MHz_RB_100_0_NTNV

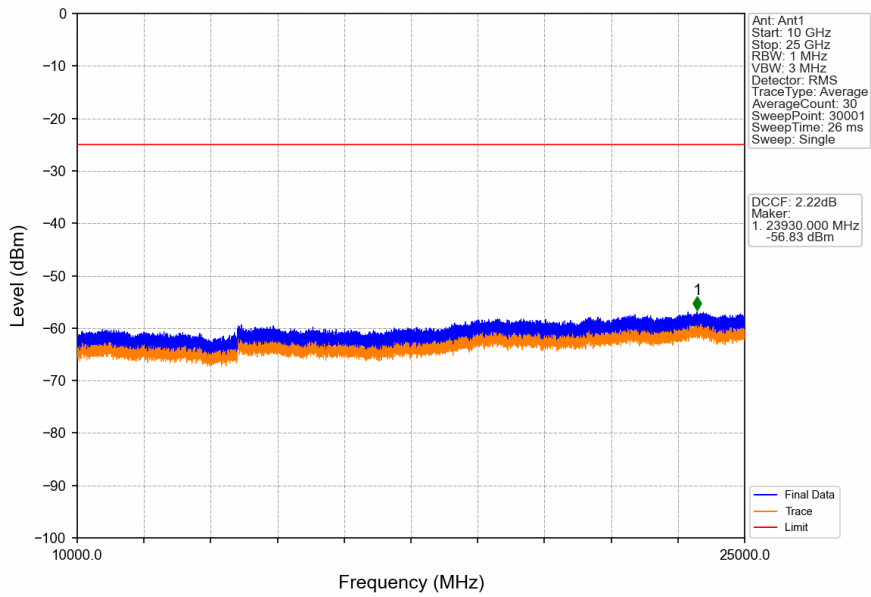


Start (MHz)	Stop (MHz)	RBW (MHz)	RBW Factor(dB)	Marker No.	Freq (MHz)	Level (dBm)	Limit (dBm)	Result
2485	2495	1	3.67	1	2494.799	-32.80	-13	Pass
2495	2496	0.43	0	2	2495.988	-33.78	-13	Pass
2496	2526	0.43	0	/	/	/	/	/

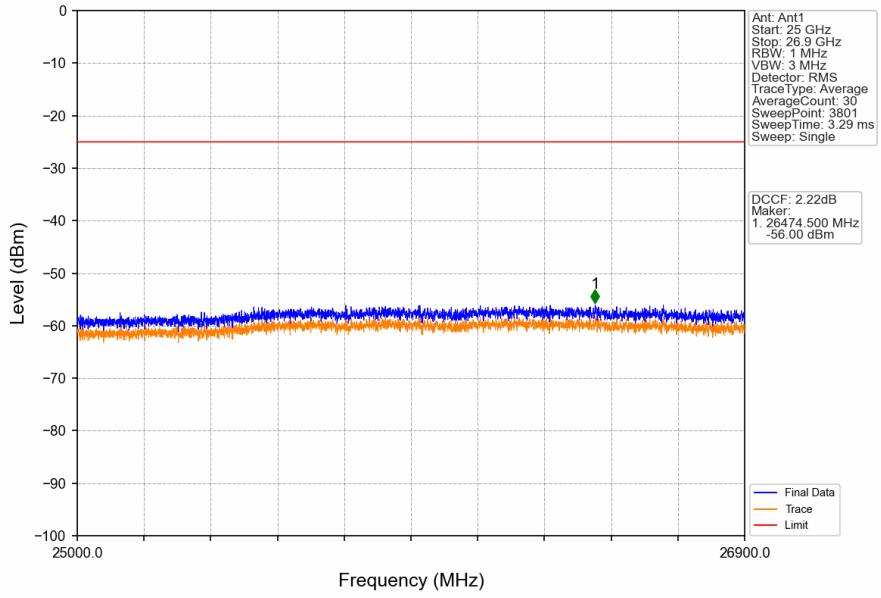
Band41_20MHz_16QAM_MCH_2593MHz_RB_1_0_NTNV



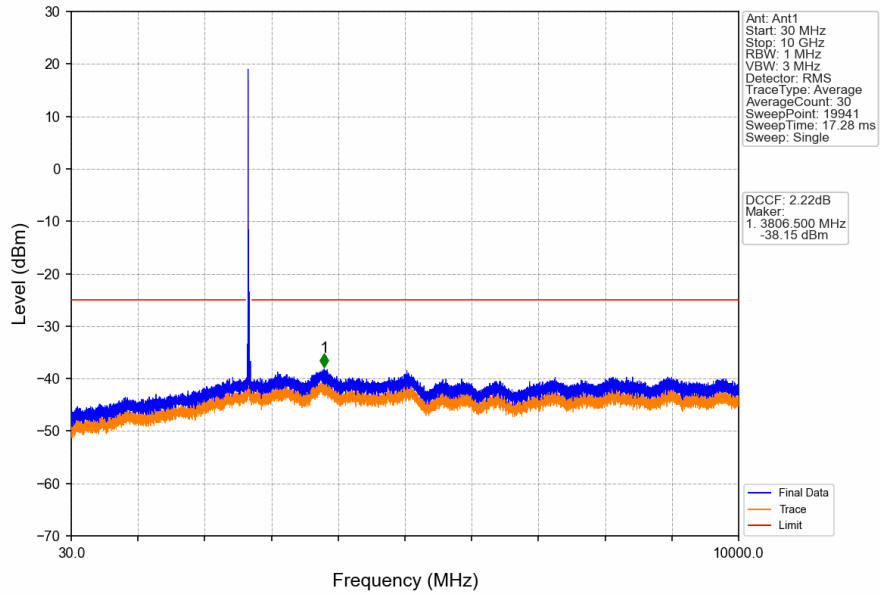
Band41_20MHz_16QAM_MCH_2593MHz_RB_1_0_NTNV



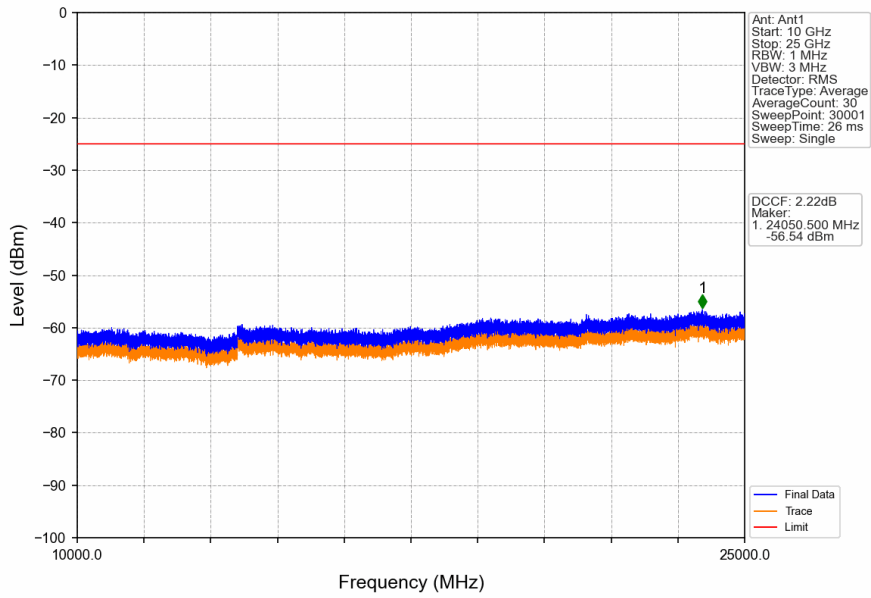
Band41_20MHz_16QAM_MCH_2593MHz_RB_1_0_NTNV



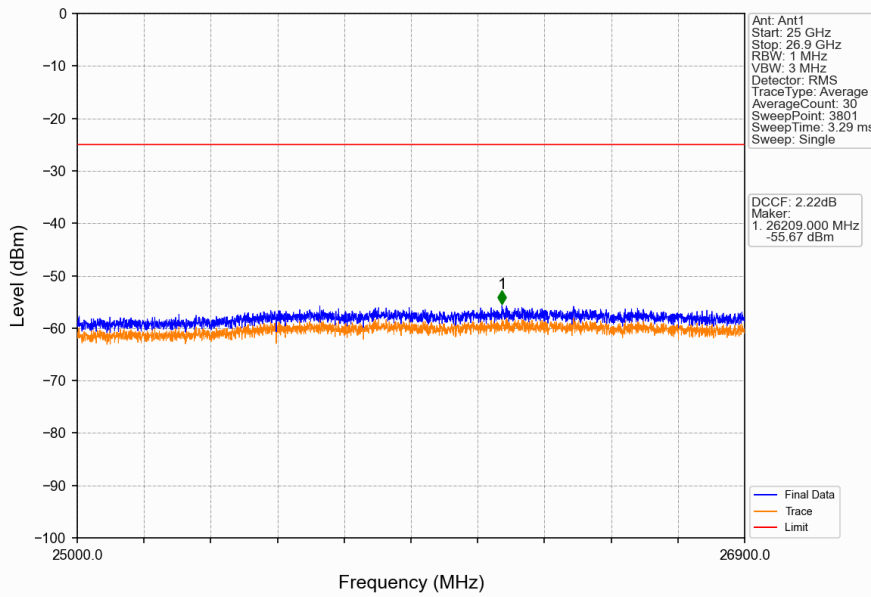
Band41_20MHz_16QAM_HCH_2680MHz_RB_1_0_NTNV



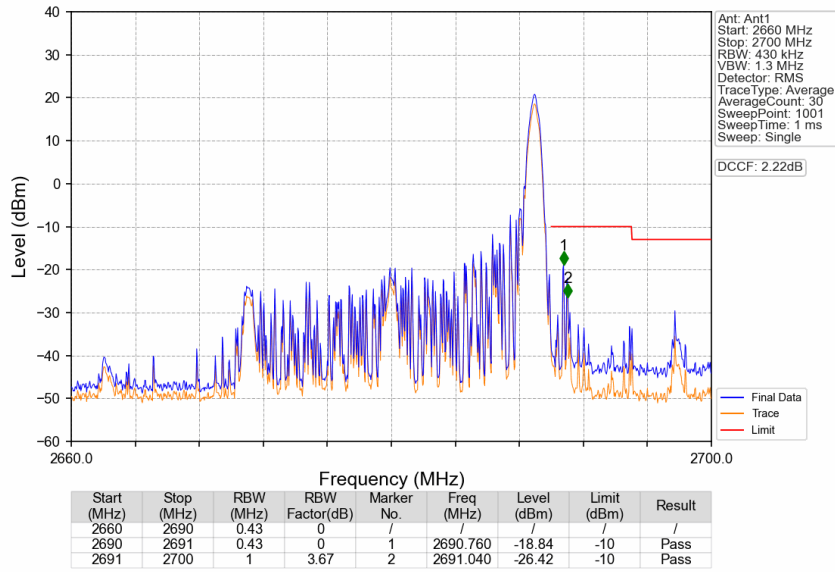
Band41_20MHz_16QAM_HCH_2680MHz_RB_1_0_NTNV



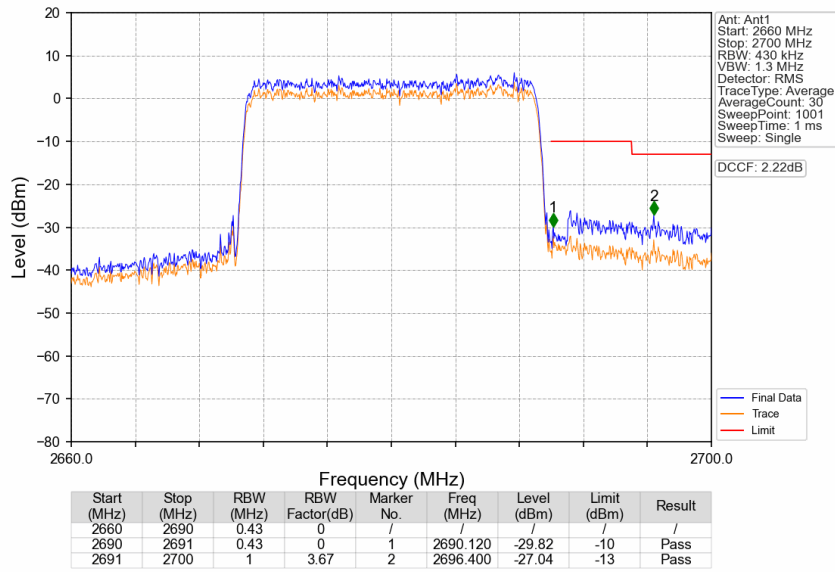
Band41_20MHz_16QAM_HCH_2680MHz_RB_1_0_NTNV



Band41_20MHz_16QAM_HCH_2680MHz_RB_1_99_NTNV



Band41_20MHz_16QAM_HCH_2680MHz_RB_100_0_NTNV



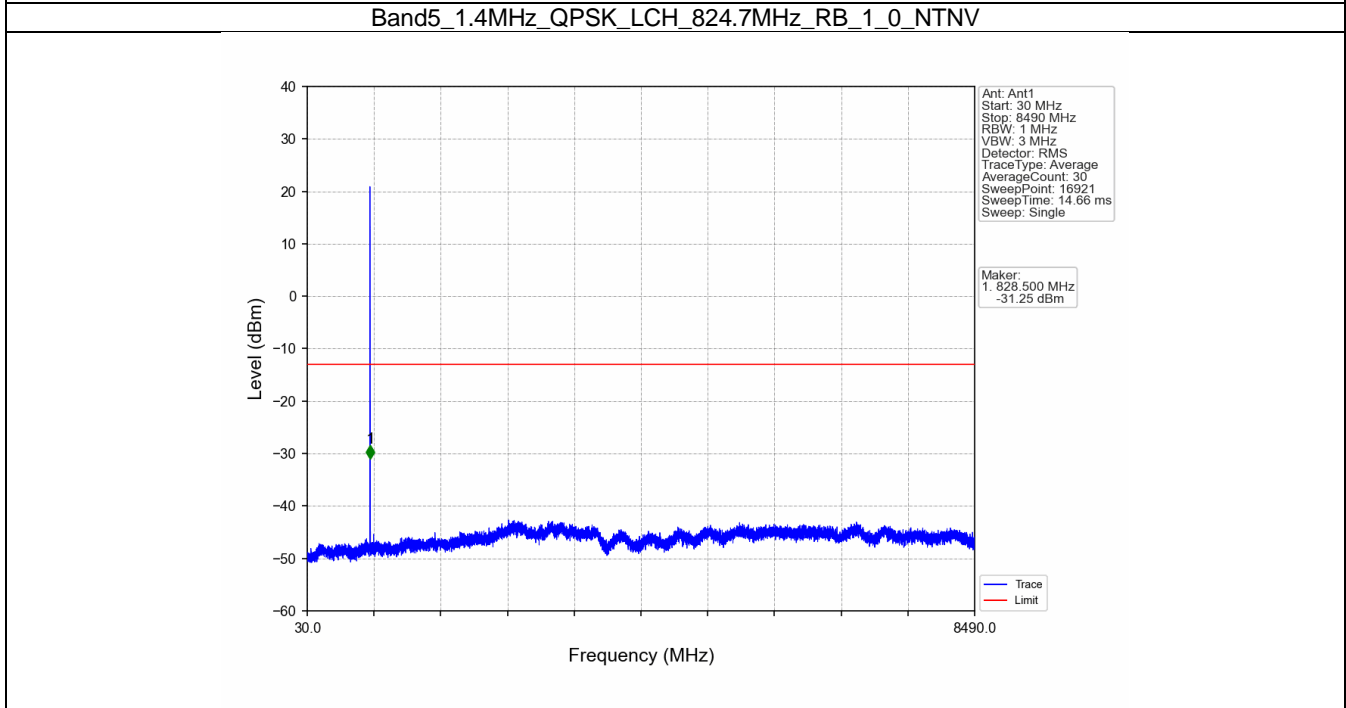
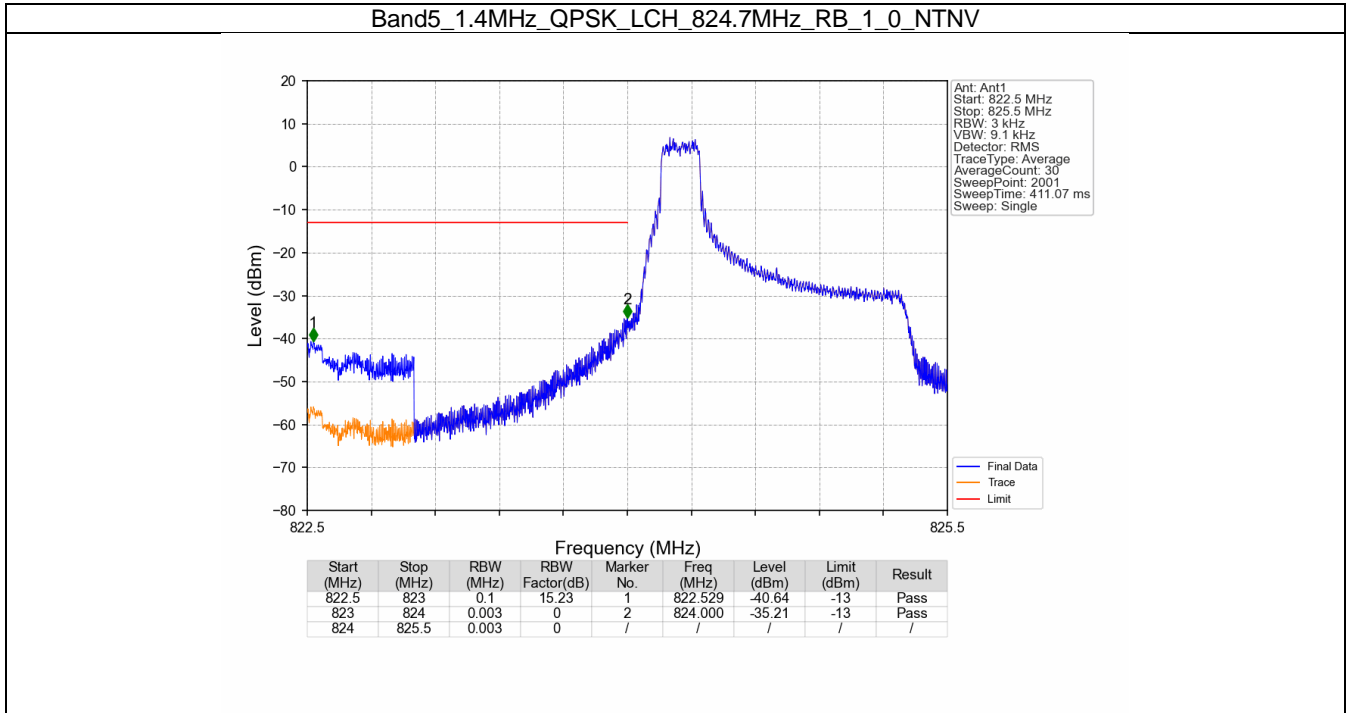
7. Spurious Emission

7.1 B5_1.4MHz

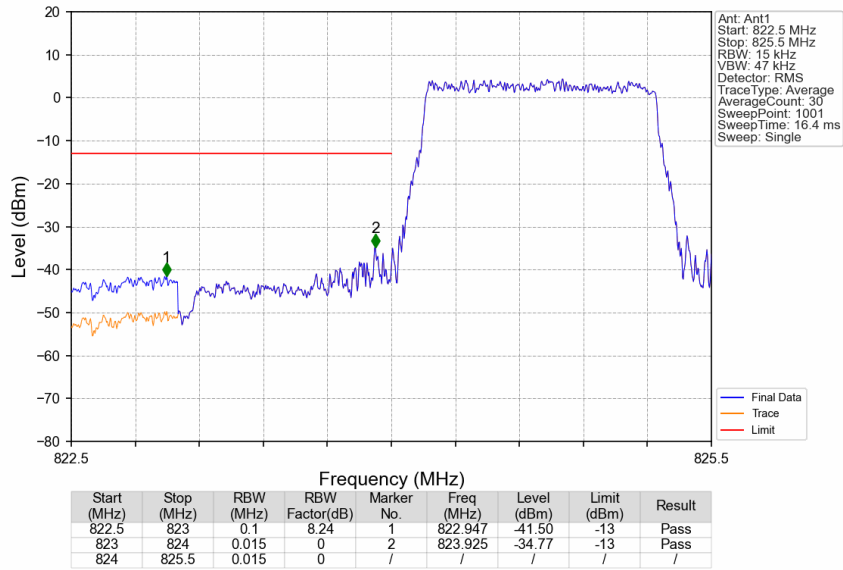
7.1.1 Test Result

Band: 5 / Bandwidth: 1.4MHz / NTNV						
Modulation	Frequency (MHz)	RB Allocation		Spurious Emission		Verdict
		Size	Offset	Result	Limit	
QPSK	824.7	1	0	Refer To Test Graph		Pass
		6	0	Refer To Test Graph		Pass
	848.3	1	0	Refer To Test Graph		Pass
		1	5	Refer To Test Graph		Pass
		6	0	Refer To Test Graph		Pass
		6	0	Refer To Test Graph		Pass
16QAM	824.7	1	0	Refer To Test Graph		Pass
		6	0	Refer To Test Graph		Pass
	848.3	1	0	Refer To Test Graph		Pass
		1	5	Refer To Test Graph		Pass
		6	0	Refer To Test Graph		Pass
		6	0	Refer To Test Graph		Pass

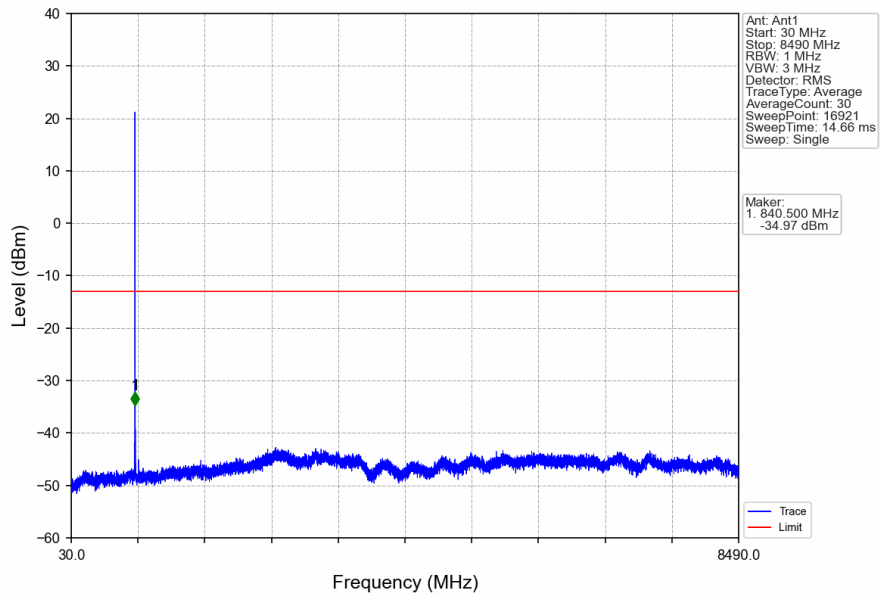
7.1.2 Test Graph



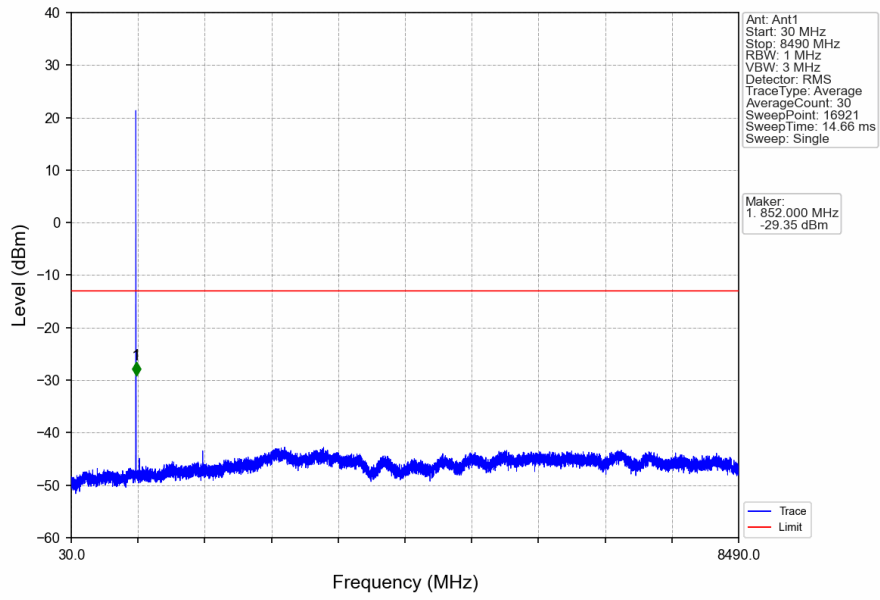
Band5_1.4MHz_QPSK_LCH_824.7MHz_RB_6_0_NTNV



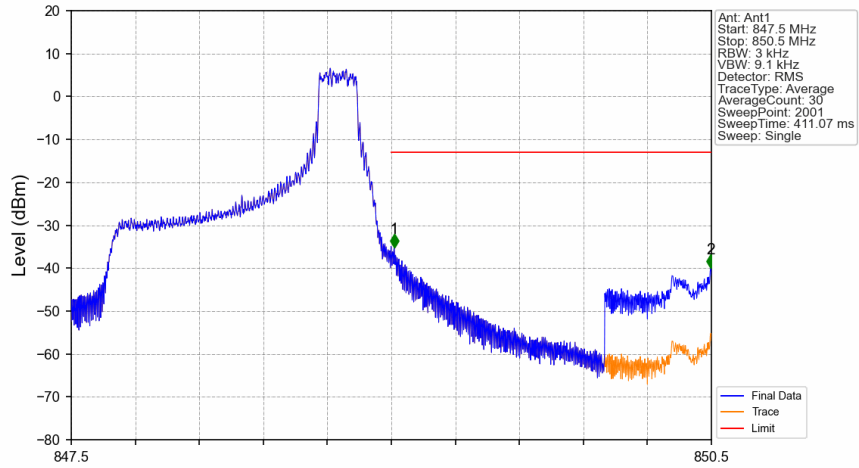
Band5_1.4MHz_QPSK_MCH_836.5MHz_RB_1_0_NTNV



Band5_1.4MHz_QPSK_HCH_848.3MHz_RB_1_0_NTNV

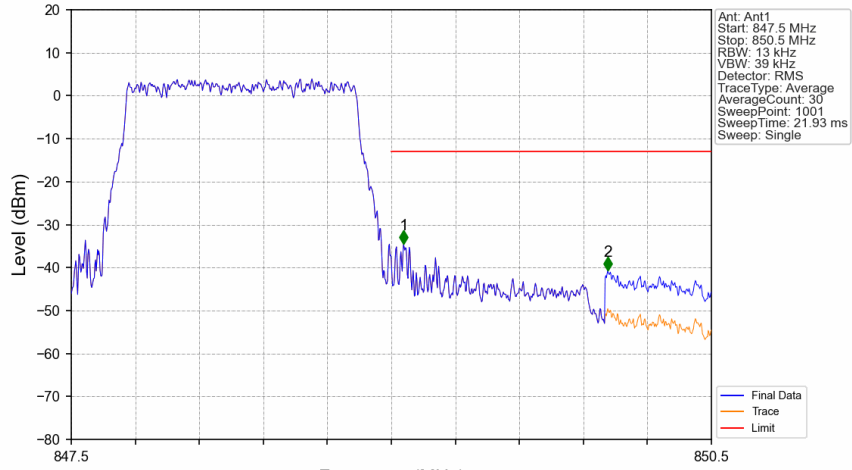


Band5_1.4MHz_QPSK_HCH_848.3MHz_RB_1_5_NTNV



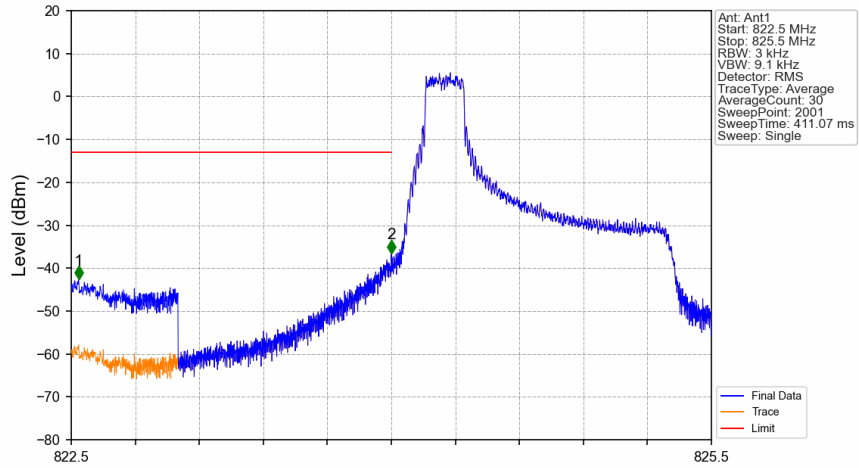
Start (MHz)	Stop (MHz)	RBW (MHz)	RBW Factor(dB)	Marker No.	Freq (MHz)	Level (dBm)	Limit (dBm)	Result
847.5	849	0.003	0	/	/	/	/	/
849	850	0.003	0	1	849.014	-35.19	-13	Pass
850	850.5	0.1	15.23	2	850.497	-39.97	-13	Pass

Band5_1.4MHz_QPSK_HCH_848.3MHz_RB_6_0_NTNV



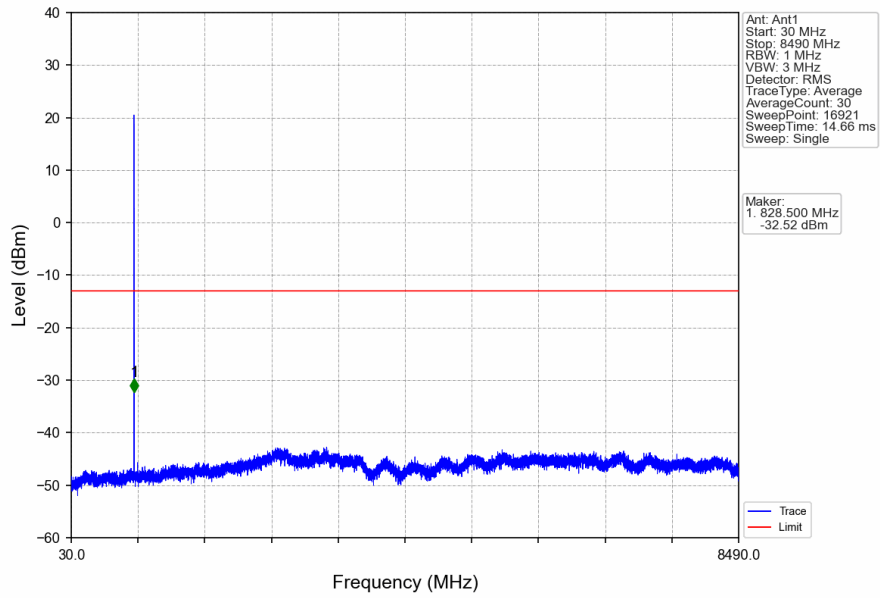
Start (MHz)	Stop (MHz)	RBW (MHz)	RBW Factor(dB)	Marker No.	Freq (MHz)	Level (dBm)	Limit (dBm)	Result
847.5	849	0.013	0	/	/	/	/	/
849	850	0.013	0	1	849.057	-34.55	-13	Pass
850	850.5	0.1	8.86	2	850.014	-40.69	-13	Pass

Band5_1.4MHz_16QAM_LCH_824.7MHz_RB_1_0_NTNV

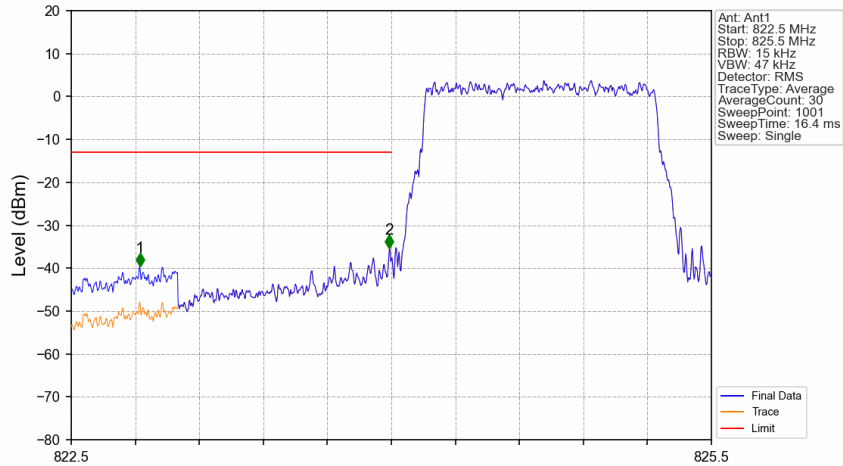


Start (MHz)	Stop (MHz)	RBW (MHz)	RBW Factor(dB)	Marker No.	Freq (MHz)	Level (dBm)	Limit (dBm)	Result
822.5	823	0.1	15.23	1	822.534	-42.66	-13	Pass
823	824	0.003	0	2	824.000	-36.55	-13	Pass
824	825.5	0.003	0	/	/	/	/	/

Band5_1.4MHz_16QAM_LCH_824.7MHz_RB_1_0_NTNV

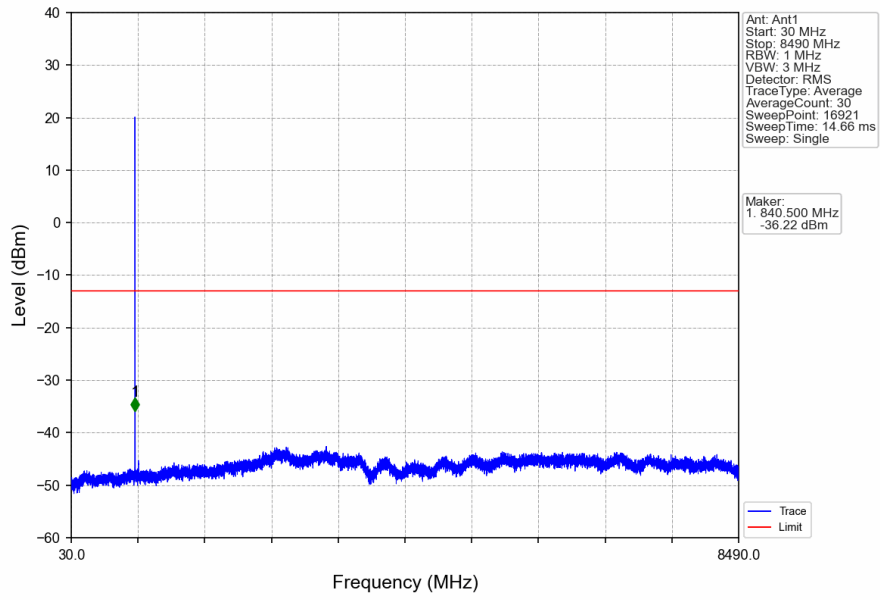


Band5_1.4MHz_16QAM_LCH_824.7MHz_RB_6_0_NTNV

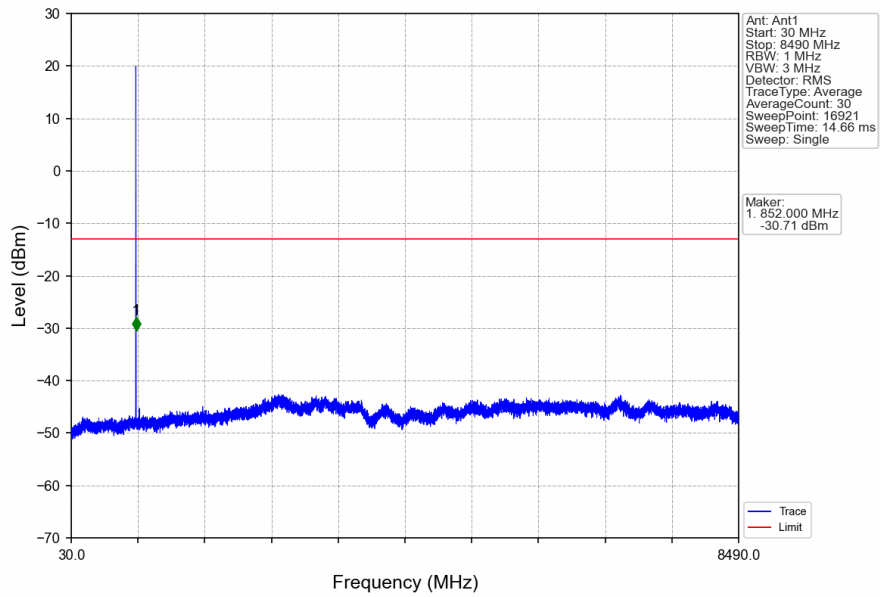


Start (MHz)	Stop (MHz)	RBW (MHz)	RBW Factor(dB)	Marker No.	Freq (MHz)	Level (dBm)	Limit (dBm)	Result
822.5	823	0.1	8.24	1	822.821	-39.60	-13	Pass
823	824	0.015	0	2	823.991	-35.41	-13	Pass
824	825.5	0.015	0	/	/	/	/	/

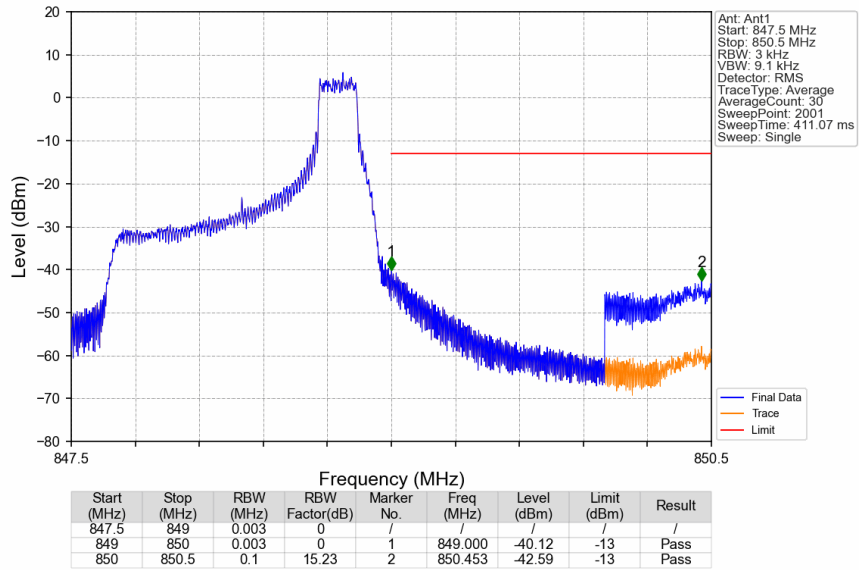
Band5_1.4MHz_16QAM_MCH_836.5MHz_RB_1_0_NTNV



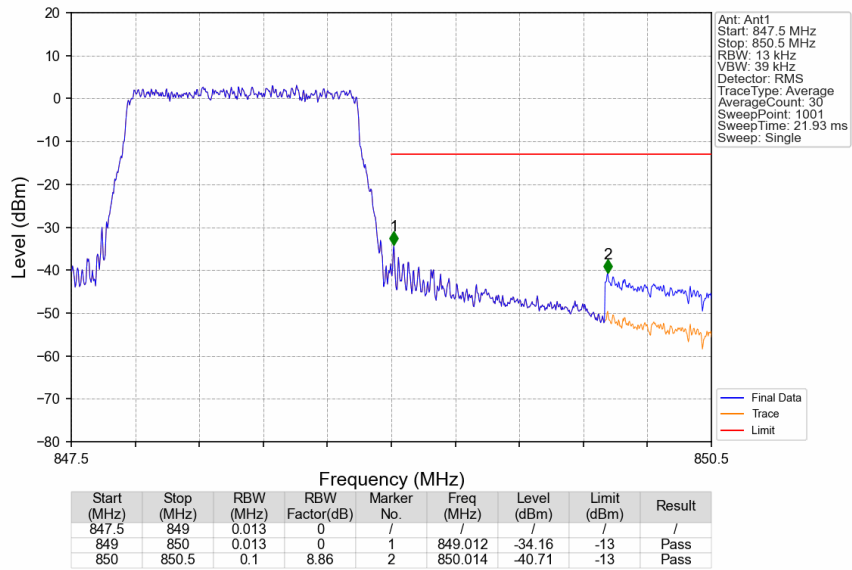
Band5_1.4MHz_16QAM_HCH_848.3MHz_RB_1_0_NTNV



Band5_1.4MHz_16QAM_HCH_848.3MHz_RB_1_5_NTNV



Band5_1.4MHz_16QAM_HCH_848.3MHz_RB_6_0_NTNV

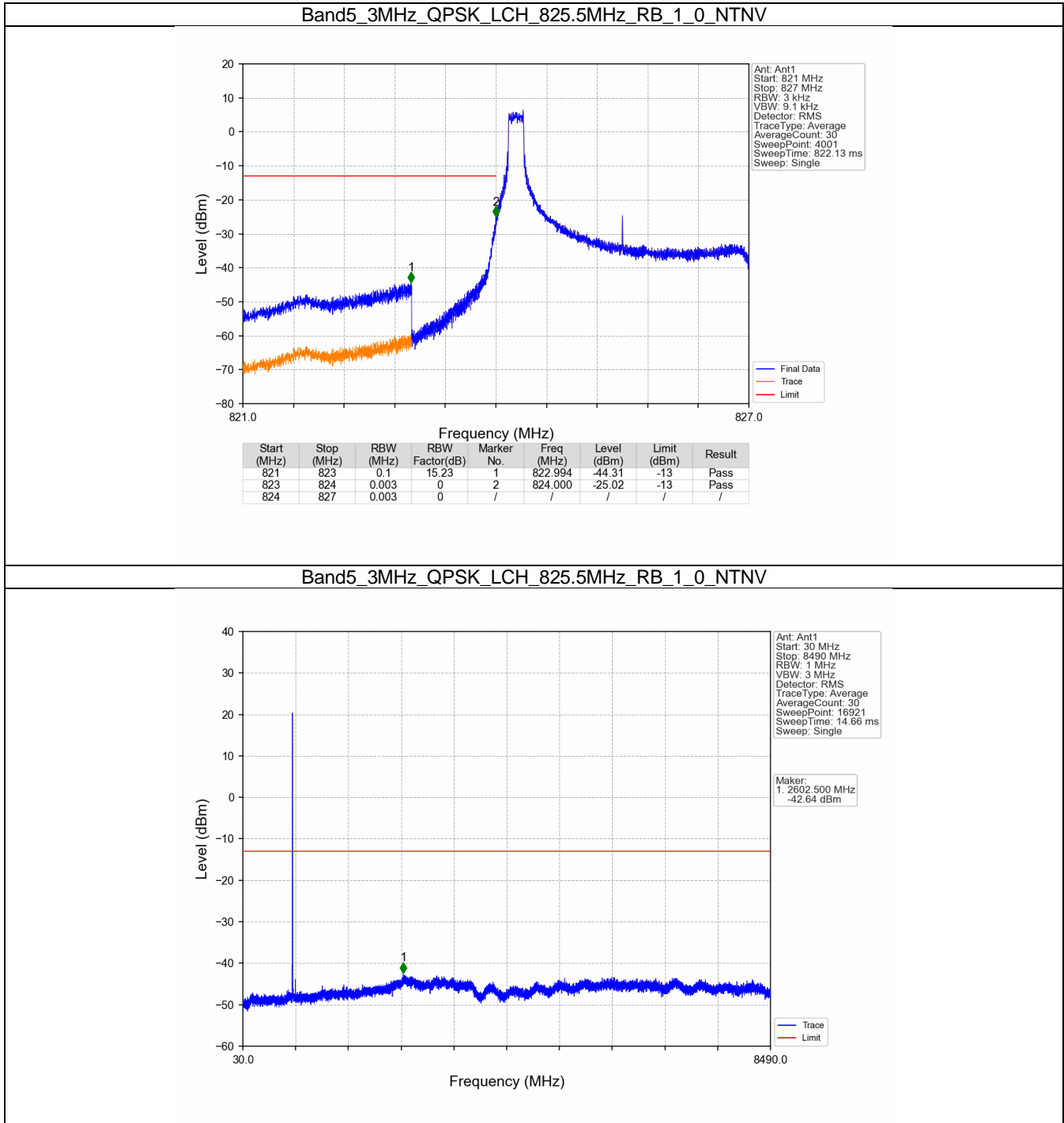


7.2 B5_3MHz

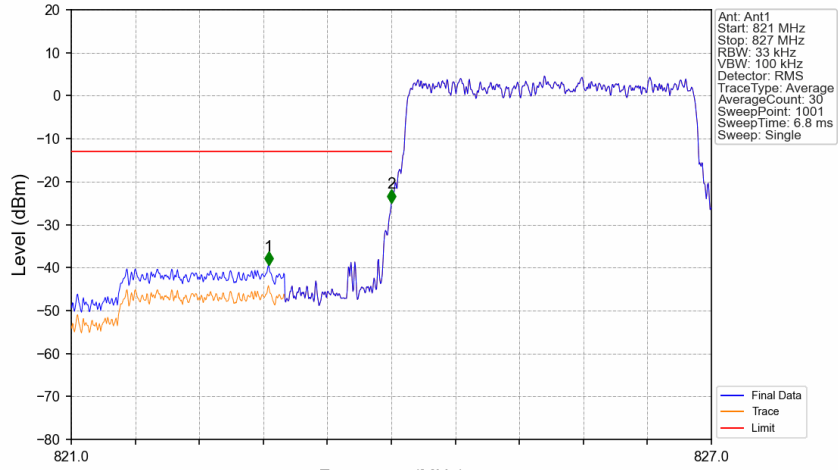
7.2.1 Test Result

Band: 5 / Bandwidth: 3MHz / NTNV						
Modulation	Frequency (MHz)	RB Allocation		Spurious Emission		Verdict
		Size	Offset	Result	Limit	
QPSK	825.5	1	0	Refer To Test Graph		Pass
		15	0	Refer To Test Graph		Pass
	836.5	1	0	Refer To Test Graph		Pass
	847.5	1	0	Refer To Test Graph		Pass
			14	Refer To Test Graph		Pass
		15	0	Refer To Test Graph		Pass
16QAM	825.5	1	0	Refer To Test Graph		Pass
		15	0	Refer To Test Graph		Pass
	836.5	1	0	Refer To Test Graph		Pass
	847.5	1	0	Refer To Test Graph		Pass
			14	Refer To Test Graph		Pass
		15	0	Refer To Test Graph		Pass

7.2.2 Test Graph

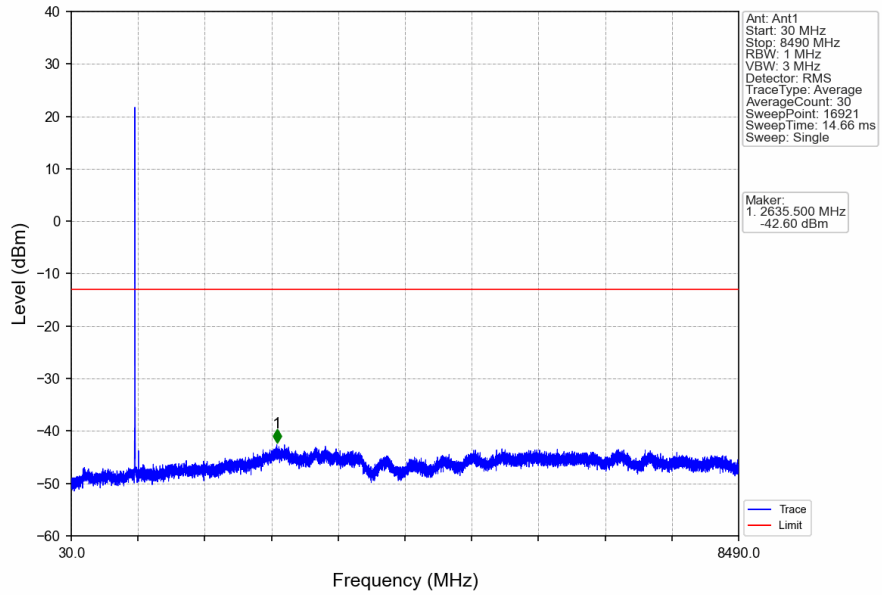


Band5_3MHz_QPSK_LCH_825.5MHz_RB_15_0_NTNV

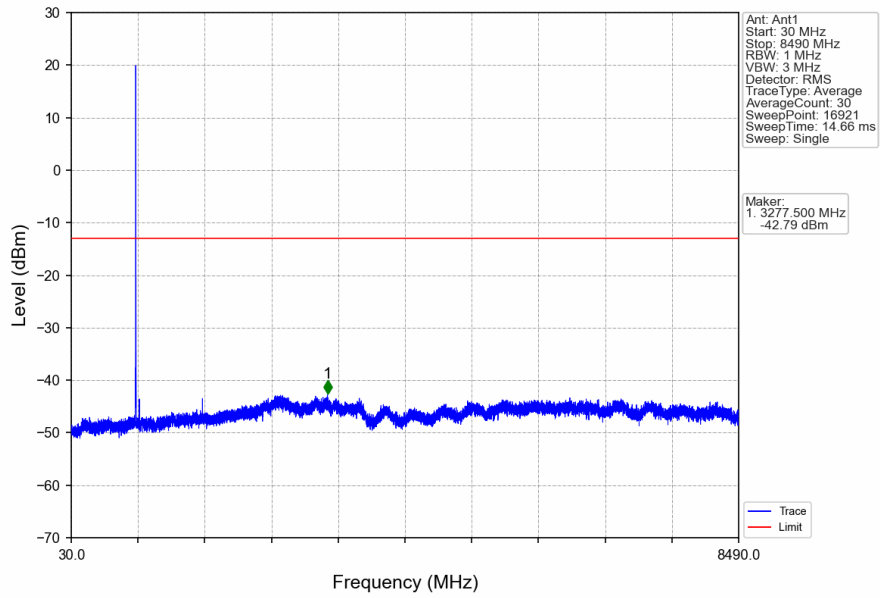


Start (MHz)	Stop (MHz)	RBW (MHz)	RBW Factor(dB)	Marker No.	Freq (MHz)	Level (dBm)	Limit (dBm)	Result
821	823	0.1	4.81	1	822.848	-39.39	-13	Pass
823	824	0.033	0	2	824.000	-24.90	-13	Pass
824	827	0.033	0	/	/	/	/	/

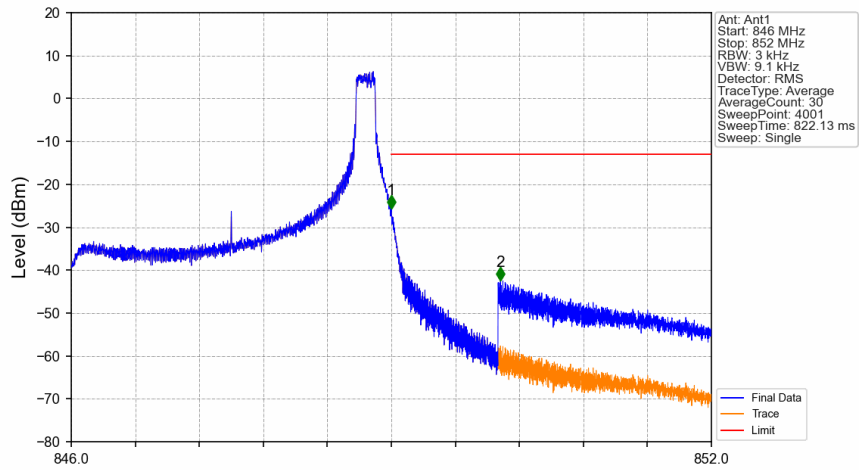
Band5_3MHz_QPSK_MCH_836.5MHz_RB_1_0_NTNV



Band5_3MHz_QPSK_HCH_847.5MHz_RB_1_0_NTNV

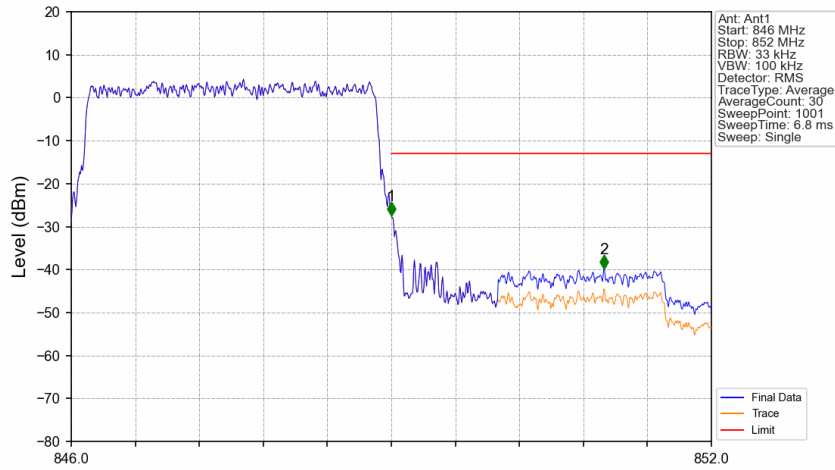


Band5_3MHz_QPSK_HCH_847.5MHz_RB_1_14_NTNV



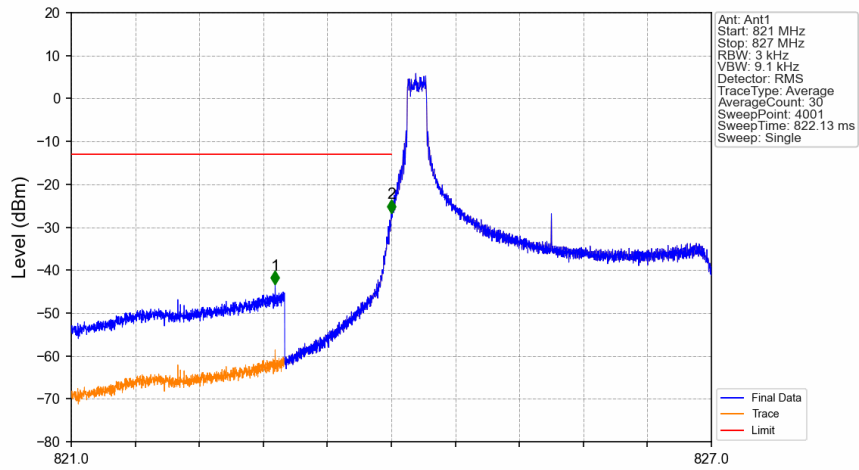
Start (MHz)	Stop (MHz)	RBW (MHz)	RBW Factor(dB)	Marker No.	Freq (MHz)	Level (dBm)	Limit (dBm)	Result
846	849	0.003	0	/	/	/	/	/
849	850	0.003	0	1	849.000	-25.72	-13	Pass
850	852	0.1	15.23	2	850.023	-42.42	-13	Pass

Band5_3MHz_QPSK_HCH_847.5MHz_RB_15_0_NTNV



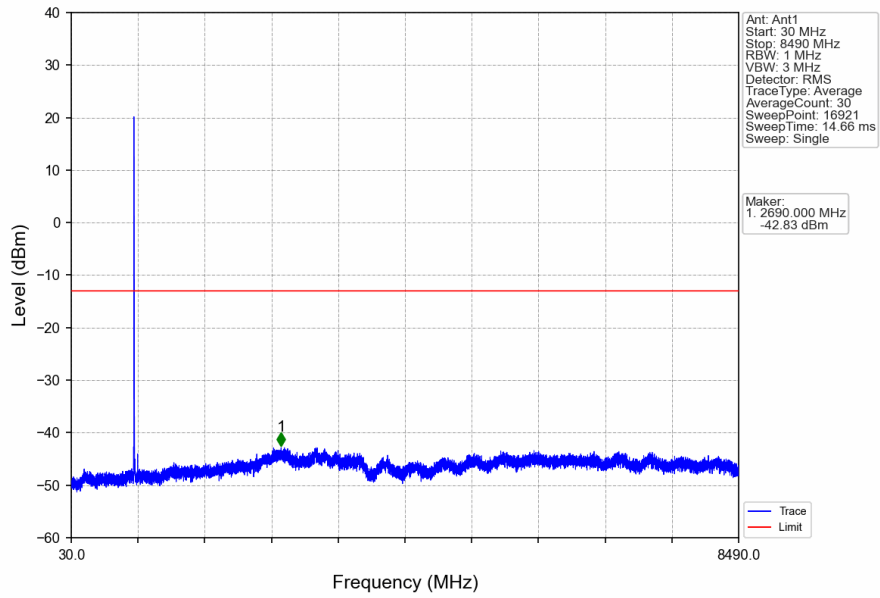
Start (MHz)	Stop (MHz)	RBW (MHz)	RBW Factor(dB)	Marker No.	Freq (MHz)	Level (dBm)	Limit (dBm)	Result
846	849	0.033	0	/	/	/	/	/
849	850	0.033	0	1	849.000	-27.36	-13	Pass
850	852	0.1	4.81	2	850.992	-39.70	-13	Pass

Band5_3MHz_16QAM_LCH_825.5MHz_RB_1_0_NTNV

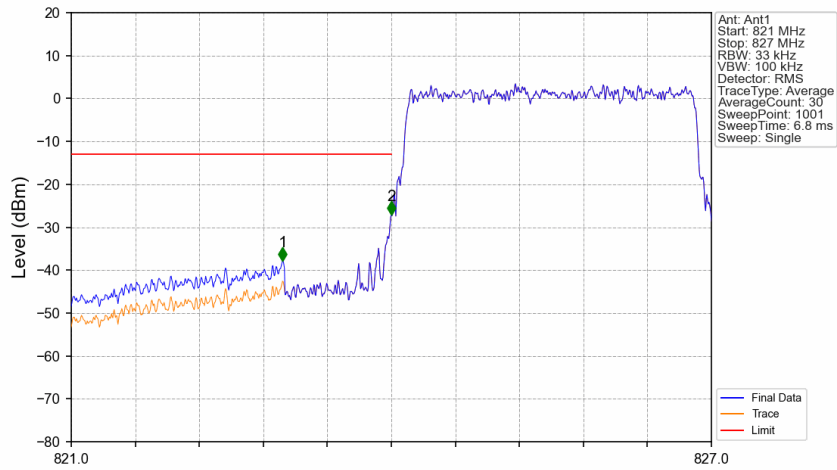


Start (MHz)	Stop (MHz)	RBW (MHz)	RBW Factor(dB)	Marker No.	Freq (MHz)	Level (dBm)	Limit (dBm)	Result
821	823	0.1	15.23	1	822.911	-43.34	-13	Pass
823	824	0.003	0	2	824.000	-26.67	-13	Pass
824	827	0.003	0	/	/	/	/	/

Band5_3MHz_16QAM_LCH_825.5MHz_RB_1_0_NTNV

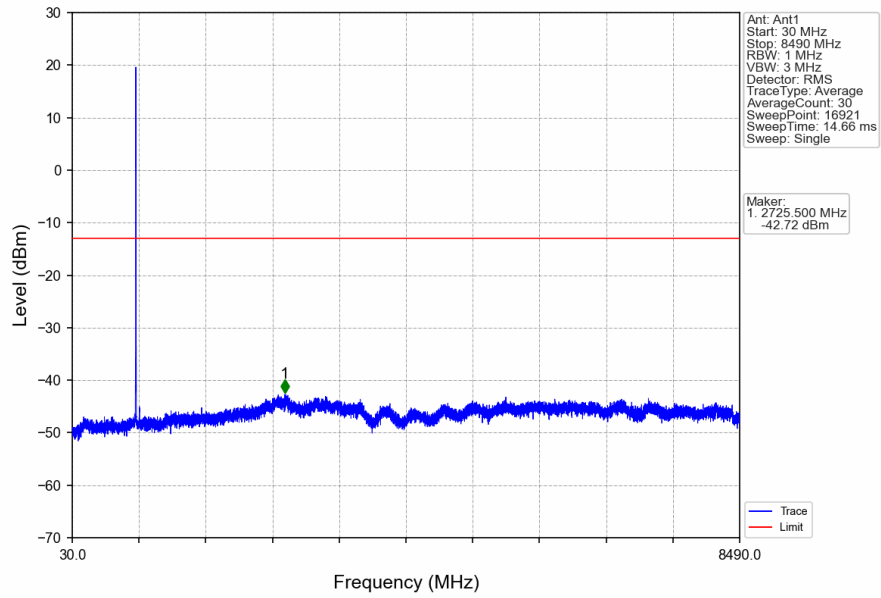


Band5_3MHz_16QAM_LCH_825.5MHz_RB_15_0_NTNV

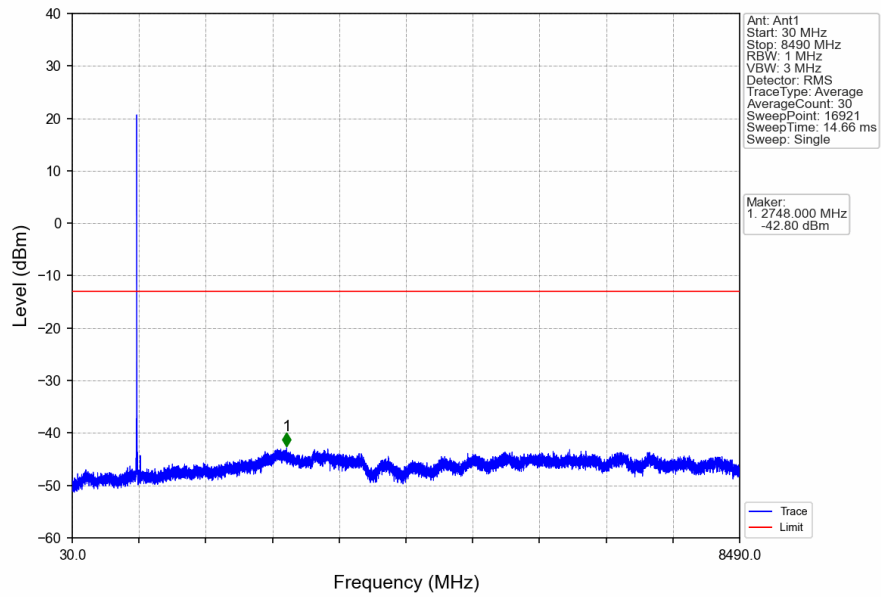


Start (MHz)	Stop (MHz)	RBW (MHz)	RBW Factor(dB)	Marker No.	Freq (MHz)	Level (dBm)	Limit (dBm)	Result
821	823	0.1	4.81	1	822.980	-37.80	-13	Pass
823	824	0.033	0	2	824.000	-27.16	-13	Pass
824	827	0.033	0	/	/	/	/	/

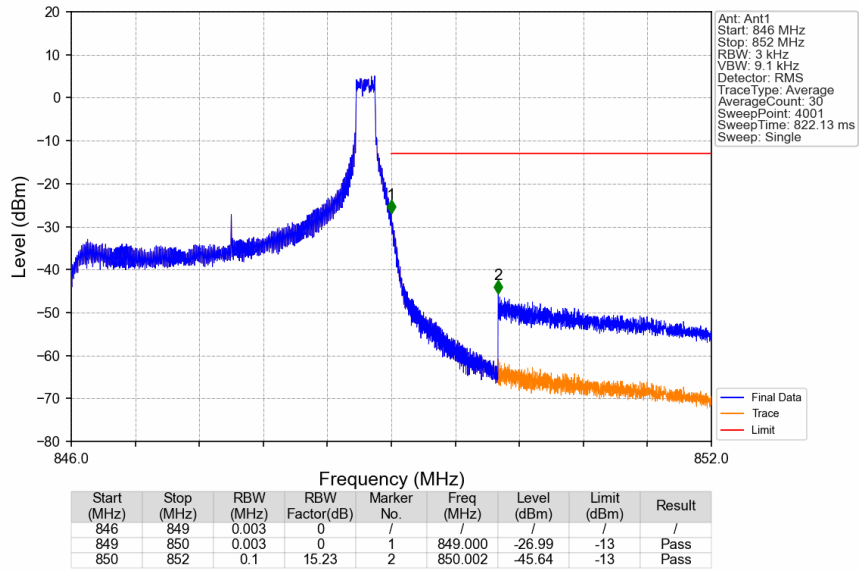
Band5_3MHz_16QAM_MCH_836.5MHz_RB_1_0_NTNV



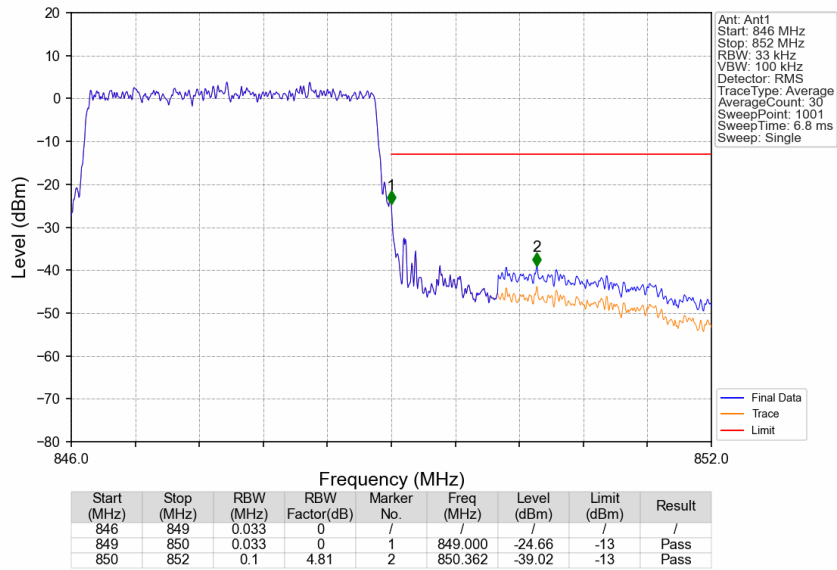
Band5_3MHz_16QAM_HCH_847.5MHz_RB_1_0_NTNV



Band5_3MHz_16QAM_HCH_847.5MHz_RB_1_14_NTNV



Band5_3MHz_16QAM_HCH_847.5MHz_RB_15_0_NTNV



7.3 B5_5MHz

7.3.1 Test Result

Band: 5 / Bandwidth: 5MHz / NTN						
Modulation	Frequency (MHz)	RB Allocation		Spurious Emission		Verdict
		Size	Offset	Result	Limit	
QPSK	826.5	1	0	Refer To Test Graph		Pass
		25	0	Refer To Test Graph		Pass
	846.5	1	0	Refer To Test Graph		Pass
		1	0	Refer To Test Graph		Pass
		1	24	Refer To Test Graph		Pass
		25	0	Refer To Test Graph		Pass
16QAM	826.5	1	0	Refer To Test Graph		Pass
		25	0	Refer To Test Graph		Pass
	846.5	1	0	Refer To Test Graph		Pass
		1	0	Refer To Test Graph		Pass
		1	24	Refer To Test Graph		Pass
		25	0	Refer To Test Graph		Pass

7.3.2 Test Graph

