

APPENDIX A – SYSTEM VERIFICATION PLOTS

Date/Time: 29/08/2017 3:40:42 PM

Test Laboratory: Celltech Labs

DUT: Dipole 150 MHz CLA-150; Type: CLA-150; Serial: 4007;

Calibrated: 17 April 2017
 Program Name: 150 MHz Body SPC

Communication System: CW; Frequency: 150 MHz; Duty Cycle: 1:1
 Medium parameters used: $f = 150 \text{ MHz}$; $\sigma = 0.82 \text{ mho/m}$; $\epsilon_r = 63.3$; $\rho = 1000 \text{ kg/m}^3$
 Phantom section: Flat Section

DASY Configuration:
 - Probe: EX3DV4 - SN3600; ConvF(9.25, 9.25, 9.25); Calibrated: 27/04/2017
 - Sensor-Surface: 4mm (Mechanical Surface Detection)
 - Electronics: DAE4 Sn353; Calibrated: 24/04/2017
 - Phantom: ELI v5.0; Type: QDOVA002AA; Serial: TP:xxxx
 - Measurement SW: DASY, V4.7 Build 80; Postprocessing SW: SEMCAD, V1.8 Build 145

Body d=0mm, Pin = 1.0W, TS = [3.672][4.08][4.488]/Area Scan (5x5x1): Measurement grid: dx=15mm, dy=15mm
 Maximum value of SAR (measured) = 4.28 mW/g


Body d=0mm, Pin = 1.0W, TS = [3.672][4.08][4.488]/Zoom Scan (5x5x7)/Cube 0: Measurement grid: dx=7.5mm, dy=7.5mm, dz=5mm

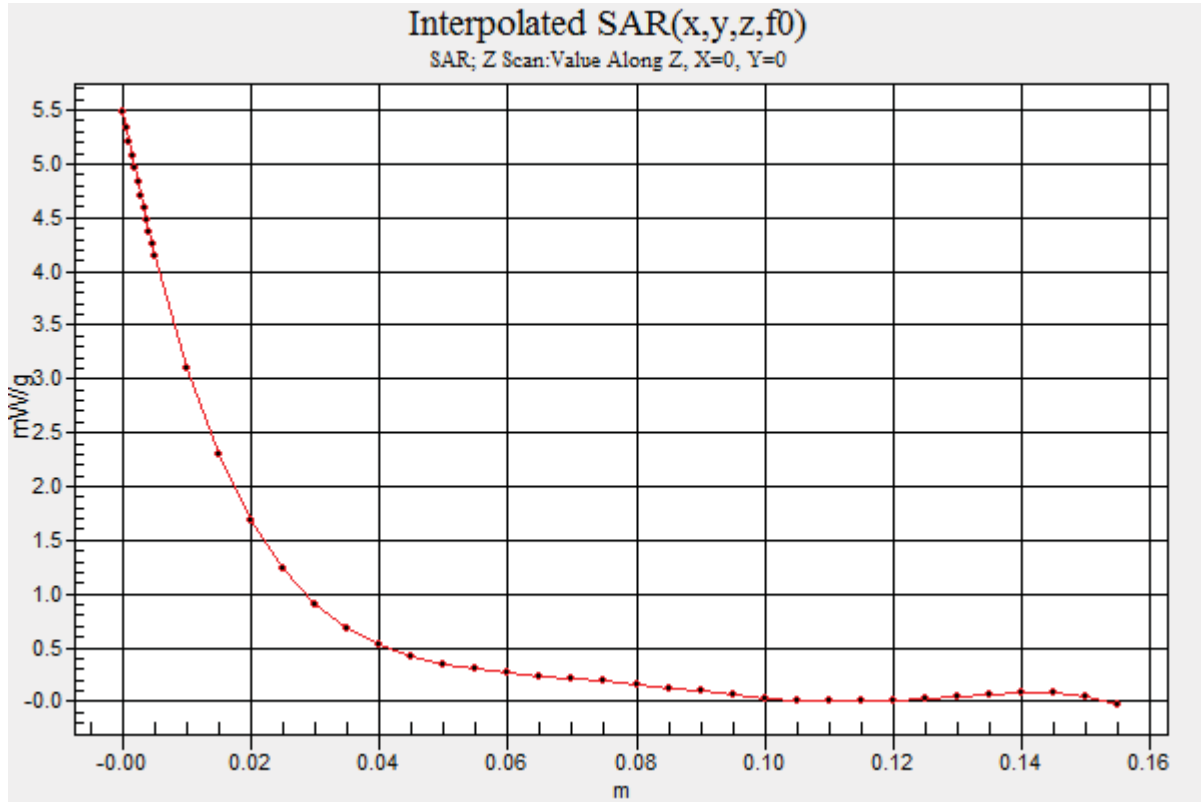
Reference Value = 71.9 V/m; Power Drift = 0.188 dB

Peak SAR (extrapolated) = 6.40 W/kg

SAR(1 g) = 4.22 mW/g; SAR(10 g) = 2.86 mW/g

Maximum value of SAR (measured) = 4.52 mW/g





Date/Time: 05/09/2017 11:39:56 AM

Test Laboratory: Celltech Labs

DUT: Dipole 150 MHz CLA-150; Type: CLA-150; Serial: 4007;

Calibrated: 17 April 2017
Program Name: 150 MHz Head SPC

Communication System: CW; Frequency: 150 MHz; Duty Cycle: 1:1
Medium parameters used: $f = 150$ MHz; $\sigma = 0.77$ mho/m; $\epsilon_r = 49.8$; $\rho = 1000$ kg/m³
Phantom section: Flat Section

DASY Configuration:

- Probe: EX3DV4 - SN3600; ConvF(9.58, 9.58, 9.58); Calibrated: 27/04/2017
- Sensor-Surface: 4mm (Mechanical Surface Detection)
- Electronics: DAE4 Sn353; Calibrated: 24/04/2017
- Phantom: ELI v5.0; Type: QDOVA002AA; Serial: TP:xxxx
- Measurement SW: DASY, V4.7 Build 80; Postprocessing SW: SEMCAD, V1.8 Build 145

Head d=0mm, Pin = 1.0W, TS = [3.483][3.87][4.257]/Area Scan (5x5x1): Measurement grid: dx=15mm, dy=15mm
Maximum value of SAR (measured) = 4.68 mW/g


Head d=0mm, Pin = 1.0W, TS = [3.483][3.87][4.257]/Zoom Scan (5x5x7)/Cube 0: Measurement grid: dx=7.5mm, dy=7.5mm, dz=5mm

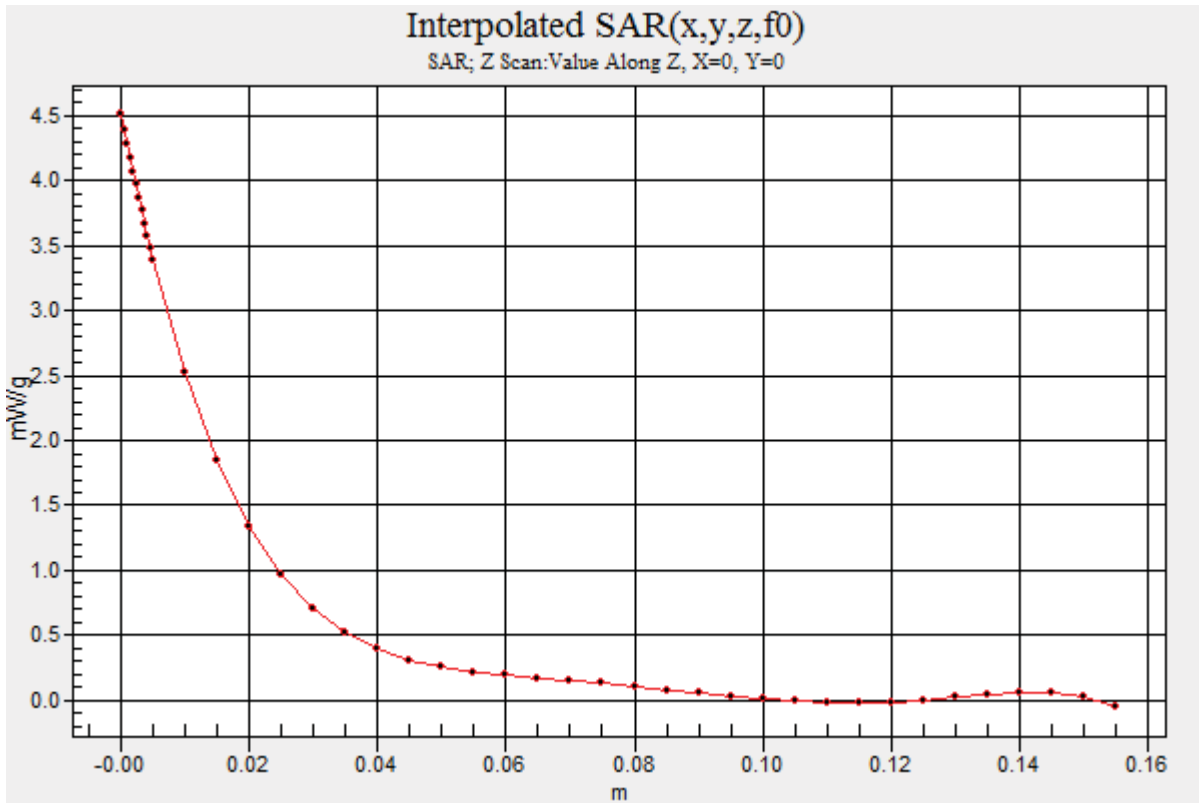
Reference Value = 77.4 V/m; Power Drift = -0.026 dB

Peak SAR (extrapolated) = 5.55 W/kg

SAR(1 g) = 3.64 mW/g; SAR(10 g) = 2.44 mW/g

Maximum value of SAR (measured) = 3.87 mW/g





Date/Time: 12/09/2017 12:20:30 PM

Test Laboratory: Celltech Labs

DUT: Dipole 2450 MHz; Type: D2450V2; Serial: 825; Calibrated: 22/04/2015
Program Name: 2450MHz Body SPC

Communication System: CW; Frequency: 2450 MHz; Duty Cycle: 1:1
Medium parameters used: $f = 2450$ MHz; $\sigma = 1.97$ mho/m; $\epsilon_r = 49.5$; $\rho = 1000$ kg/m³
Phantom section: Flat Section

DASY Configuration:

- Probe: EX3DV4 - SN3600; ConvF(6.56, 6.56, 6.56); Calibrated: 27/04/2017
- Sensor-Surface: 5mm (Mechanical Surface Detection) Sensor-Surface: 3mm (Mechanical Surface Detection)
- Electronics: DAE4 Sn353; Calibrated: 24/04/2017
- Phantom: ELI v5.0; Type: QDOVA002AA; Serial: TP:xxxx
- Measurement SW: DASY, V4.7 Build 80; Postprocessing SW: SEMCAD, V1.8 Build 145

2450MHz Body Dipole d=10mm P=250mW TS=[11.7][13.0][14.3]/Area Scan (5x7x1): Measurement grid: dx=10mm, dy=10mm
Maximum value of SAR (measured) = 11.9 mW/g


2450MHz Body Dipole d=10mm P=250mW TS=[11.7][13.0][14.3]/Zoom Scan (7x7x7)/Cube 0: Measurement grid: dx=5mm, dy=5mm, dz=5mm

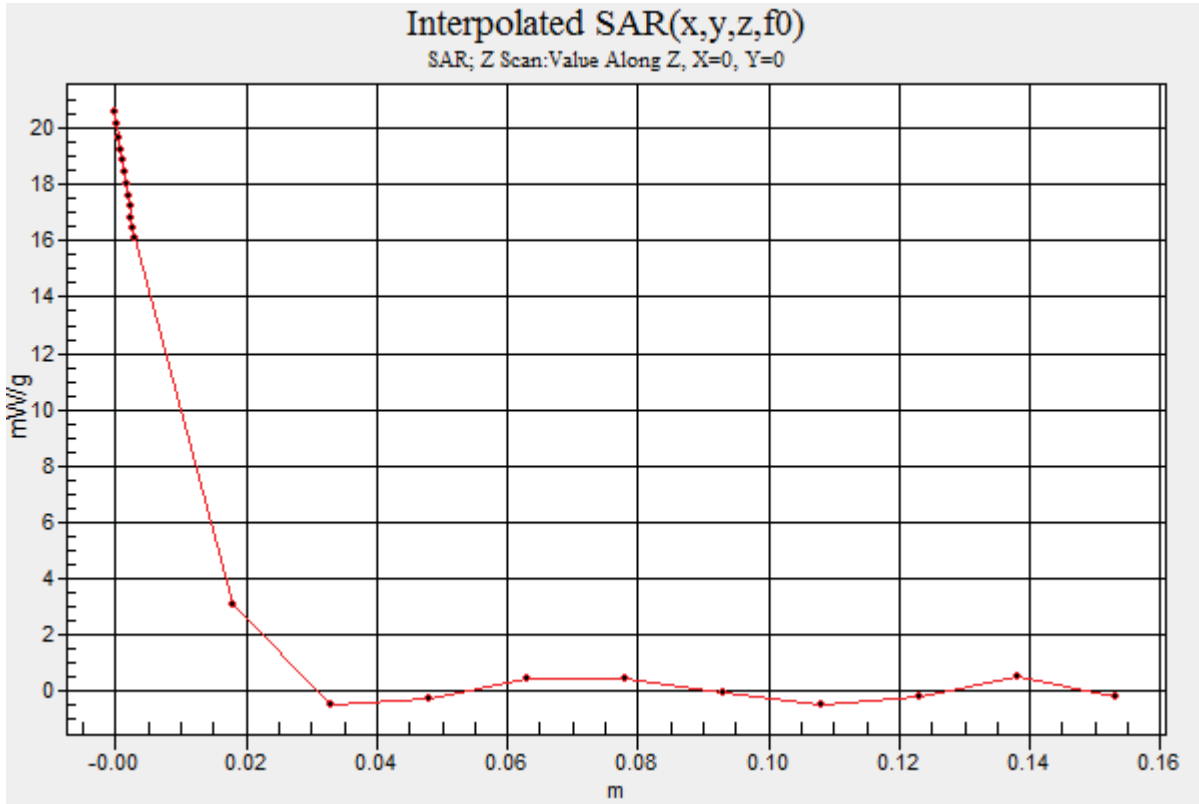
Reference Value = 90.9 V/m; Power Drift = -0.022 dB

Peak SAR (extrapolated) = 26.8 W/kg

SAR(1 g) = 12.4 mW/g; SAR(10 g) = 5.64 mW/g

Maximum value of SAR (measured) = 16.2 mW/g





Date/Time: 13/09/2017 3:43:56 PM

Test Laboratory: Celltech Labs

DUT: Dipole 5GHz; Type: D5GHzV2; Serial: 1031; Calibrated: 04/15/2015
Program Name: 5250 MHz SPC

Communication System: CW; Frequency: 5250 MHz; Duty Cycle: 1:1
Medium parameters used: $f = 5250$ MHz; $\sigma = 5.73$ mho/m; $\epsilon_r = 48.1$; $\rho = 1000$ kg/m³
Phantom section: Flat Section


DASY Configuration:

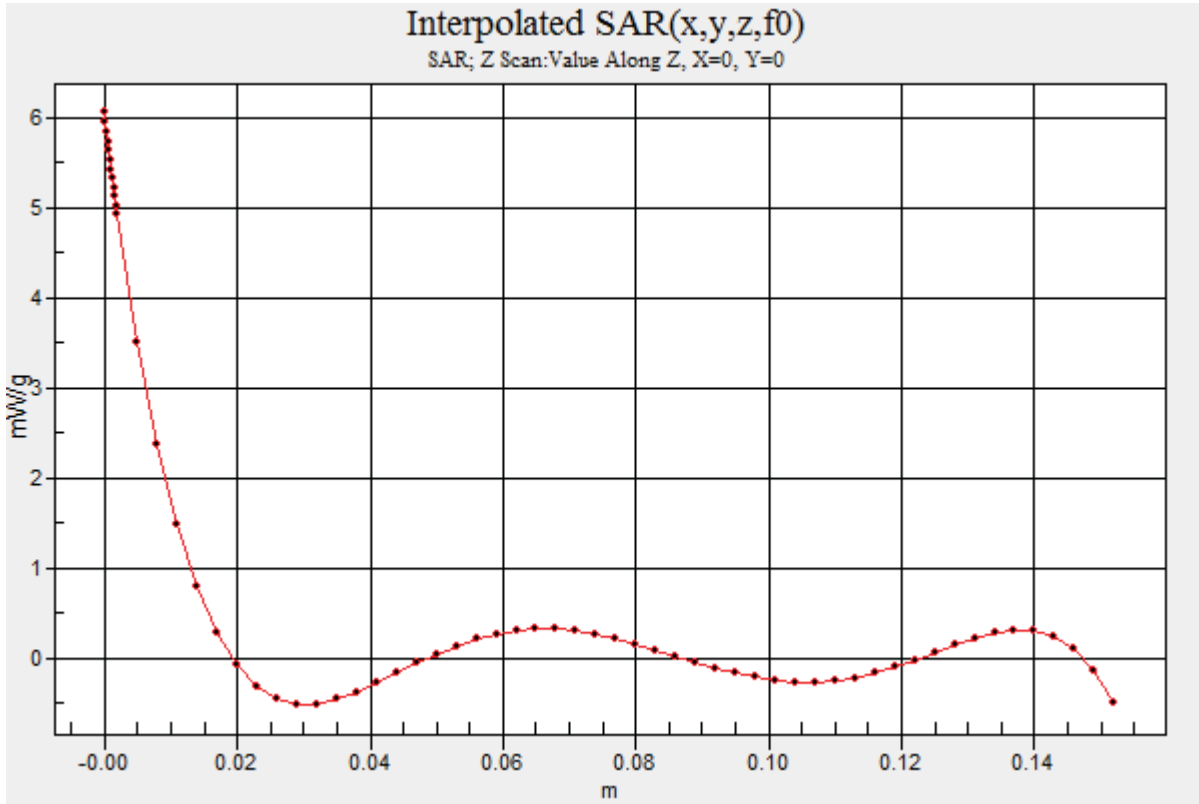
- Probe: EX3DV4 - SN3600; ConvF(4.18, 4.18, 4.18); Calibrated: 27/04/2017
- Sensor-Surface: 4mm (Mechanical Surface Detection) Sensor-Surface: 2mm (Mechanical Surface Detection)
- Electronics: DAE4 Sn353; Calibrated: 24/04/2017
- Phantom: ELI v5.0; Type: QDOVA002AA; Serial: TP:xxxx
- Measurement SW: DASY, V4.7 Build 80; Postprocessing SW: SEMCAD, V1.8 Build 145

5200-5800 MHz Dipole d=10mm P=47mW, TS=3.42/Area Scan (5x7x1): Measurement grid: dx=5mm, dy=5mm
Maximum value of SAR (measured) = 3.64 mW/g

5200-5800 MHz Dipole d=10mm P=47mW, TS=3.42/Zoom Scan (7x7x5)/Cube 0: Measurement grid: dx=4mm, dy=4mm, dz=2.5mm
Reference Value = 37.6 V/m; Power Drift = -0.041 dB
Peak SAR (extrapolated) = 14.7 W/kg
SAR(1 g) = 3.35 mW/g; SAR(10 g) = 0.925 mW/g

Maximum value of SAR (measured) = 7.05 mW/g





APPENDIX B – MEASUREMENT PLOTS OF MAXIMUM MEASURED SAR

Date/Time: 30/08/2017 12:44:58 PM

Test Laboratory: Celltech Labs

DUT: Harris; Type: PTT Radio Transceiver;
Program Name: 150B

Communication System: VHF; Frequency: 156.8 MHz; Duty Cycle: 1:1
Medium parameters used (interpolated): $f = 156.8$ MHz; $\sigma = 0.82$ mho/m; $\epsilon_r = 61.3$; $\rho = 1000$ kg/m³
Phantom section: Flat Section

DASY Configuration:

- Probe: EX3DV4 - SN3600; ConvF(9.25, 9.25, 9.25); Calibrated: 27/04/2017
- Sensor-Surface: 4mm (Mechanical Surface Detection (Locations From Previous Scan Used)) Sensor-Surface: 4mm (Mechanical Surface Detection)
- Electronics: DAE4 Sn353; Calibrated: 24/04/2017
- Phantom: ELI v5.0; Type: QDOVA002AA; Serial: TP:xxxx
- Measurement SW: DASY, V4.7 Build 80; Postprocessing SW: SEMCAD, V1.8 Build 145

B1 Body, 0144-E SYS_RB Eclipse XL-200P VHF , 156.8MHz, bc, spk-mic, ant 4000-01, bat 4045-01 2 3/Area Scan (8x26x1):
Measurement grid: dx=15mm, dy=15mm

[Info: Interpolated medium parameters used for SAR evaluation!](#)

Maximum value of SAR (measured) = 2.85 mW/g

B1 Body, 0144-E SYS_RB Eclipse XL-200P VHF , 156.8MHz, bc, spk-mic, ant 4000-01, bat 4045-01 2 3/Zoom Scan (5x5x7)/Cube

0: Measurement grid: dx=7.5mm, dy=7.5mm, dz=5mm


Reference Value = 47.5 V/m; Power Drift = -0.205 dB

Peak SAR (extrapolated) = 9.01 W/kg

SAR(1 g) = 3.73 mW/g; SAR(10 g) = 2.04 mW/g

[Info: Interpolated medium parameters used for SAR evaluation!](#)

Maximum value of SAR (measured) = 3.73 mW/g



Plot B2

Date/Time: 30/08/2017 12:28:24 PM

Test Laboratory: Celltech Labs

DUT: Harris; Type: PTT Radio Transceiver;
Program Name: 150B

Communication System: VHF; Frequency: 156.8 MHz; Duty Cycle: 1:1
Medium parameters used (interpolated): $f = 156.8$ MHz; $\sigma = 0.82$ mho/m; $\epsilon_r = 61.3$; $\rho = 1000$ kg/m³
Phantom section: Flat Section

DASY Configuration:

- Probe: EX3DV4 - SN3600; ConvF(9.25, 9.25, 9.25); Calibrated: 27/04/2017
- Sensor-Surface: 4mm (Mechanical Surface Detection (Locations From Previous Scan Used)) Sensor-Surface: 4mm (Mechanical Surface Detection)
- Electronics: DAE4 Sn353; Calibrated: 24/04/2017
- Phantom: ELI v5.0; Type: QDOVA002AA; Serial: TP:xxxx
- Measurement SW: DASY, V4.7 Build 80; Postprocessing SW: SEMCAD, V1.8 Build 145

B2 Body, 0146-E SYS_NRB Eclipse XL-200P VHF , 156.8 MHz, bc, spk-mic, ant 4000-01, bat 4045-01 2/Area Scan (8x26x1):
Measurement grid: dx=15mm, dy=15mm


[Info: Interpolated medium parameters used for SAR evaluation!](#)

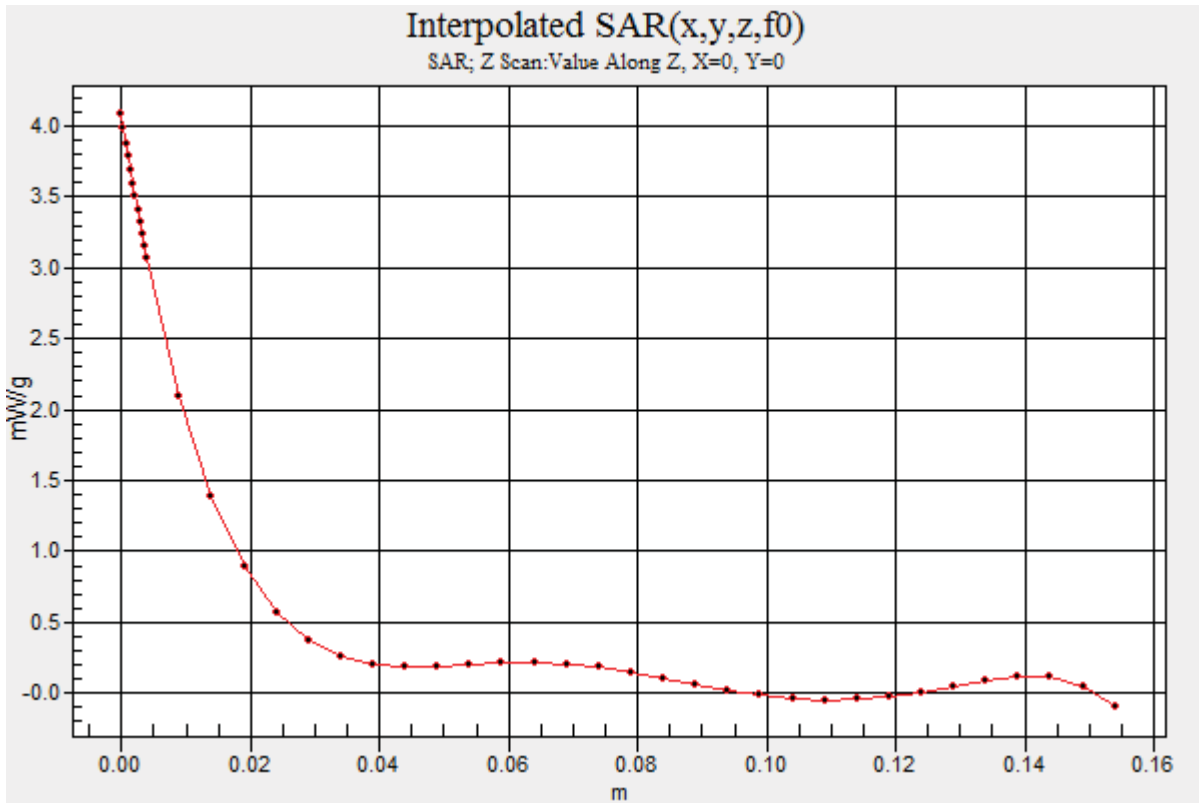
Maximum value of SAR (measured) = 2.92 mW/g

B2 Body, 0146-E SYS_NRB Eclipse XL-200P VHF , 156.8 MHz, bc, spk-mic, ant 4000-01, bat 4045-01 2/Zoom Scan (5x5x7)/Cube 0:
Measurement grid: dx=7.5mm, dy=7.5mm, dz=5mm
Reference Value = 46.4 V/m; Power Drift = -0.161 dB
Peak SAR (extrapolated) = 9.45 W/kg
SAR(1 g) = 3.84 mW/g; SAR(10 g) = 2.08 mW/g

[Info: Interpolated medium parameters used for SAR evaluation!](#)

Maximum value of SAR (measured) = 3.85 mW/g





Plot B3

Date/Time: 30/08/2017 1:04:15 PM

Test Laboratory: Celltech Labs

DUT: Harris; Type: PTT Radio Transceiver;
Program Name: 150B

Communication System: VHF; Frequency: 156.8 MHz; Duty Cycle: 1:1
Medium parameters used (interpolated): $f = 156.8$ MHz; $\sigma = 0.82$ mho/m; $\epsilon_r = 61.3$; $\rho = 1000$ kg/m³
Phantom section: Flat Section

DASY Configuration:

- Probe: EX3DV4 - SN3600; ConvF(9.25, 9.25, 9.25); Calibrated: 27/04/2017
- Sensor-Surface: 4mm (Mechanical Surface Detection (Locations From Previous Scan Used)) Sensor-Surface: 4mm (Mechanical Surface Detection)
- Electronics: DAE4 Sn353; Calibrated: 24/04/2017
- Phantom: ELI v5.0; Type: QDOVA002AA; Serial: TP:xxxx
- Measurement SW: DASY, V4.7 Build 80; Postprocessing SW: SEMCAD, V1.8 Build 145

B3 Body, 0153-E SYS Eclipse XL-185P VHF , 156.8MHz, bc, spk-mic, ant 4000-01, bat 4045-01 2 2/Area Scan (8x26x1):
Measurement grid: dx=15mm, dy=15mm

[Info: Interpolated medium parameters used for SAR evaluation!](#)


Maximum value of SAR (measured) = 1.15 mW/g

B3 Body, 0153-E SYS Eclipse XL-185P VHF , 156.8MHz, bc, spk-mic, ant 4000-01, bat 4045-01 2 2/Zoom Scan (5x5x7)/Cube 0:

Measurement grid: dx=7.5mm, dy=7.5mm, dz=5mm
Reference Value = 28.6 V/m; Power Drift = -0.142 dB
Peak SAR (extrapolated) = 3.77 W/kg
SAR(1 g) = 1.51 mW/g; SAR(10 g) = 0.805 mW/g

[Info: Interpolated medium parameters used for SAR evaluation!](#)

Maximum value of SAR (measured) = 1.49 mW/g



Plot B4

Date/Time: 30/08/2017 1:23:06 PM

Test Laboratory: Celltech Labs

DUT: Harris; Type: PTT Radio Transceiver;
Program Name: 150B

Communication System: VHF; Frequency: 162 MHz; Duty Cycle: 1:1
Medium parameters used (interpolated): $f = 162$ MHz; $\sigma = 0.814$ mho/m; $\epsilon_r = 60.9$; $\rho = 1000$ kg/m³
Phantom section: Flat Section

DASY Configuration:

- Probe: EX3DV4 - SN3600; ConvF(9.25, 9.25, 9.25); Calibrated: 27/04/2017
- Sensor-Surface: 4mm (Mechanical Surface Detection (Locations From Previous Scan Used)) Sensor-Surface: 4mm (Mechanical Surface Detection)
- Electronics: DAE4 Sn353; Calibrated: 24/04/2017
- Phantom: ELI v5.0; Type: QDOVA002AA; Serial: TP:xxxx
- Measurement SW: DASY, V4.7 Build 80; Postprocessing SW: SEMCAD, V1.8 Build 145

B4 Body, 0153-E SYS Eclipse XL-185P VHF , 162 MHz, bc, spk-mic, ant 4000-01, bat 4045-01/Area Scan (8x26x1): Measurement grid: dx=15mm, dy=15mm

[Info: Interpolated medium parameters used for SAR evaluation!](#)


Maximum value of SAR (measured) = 2.47 mW/g

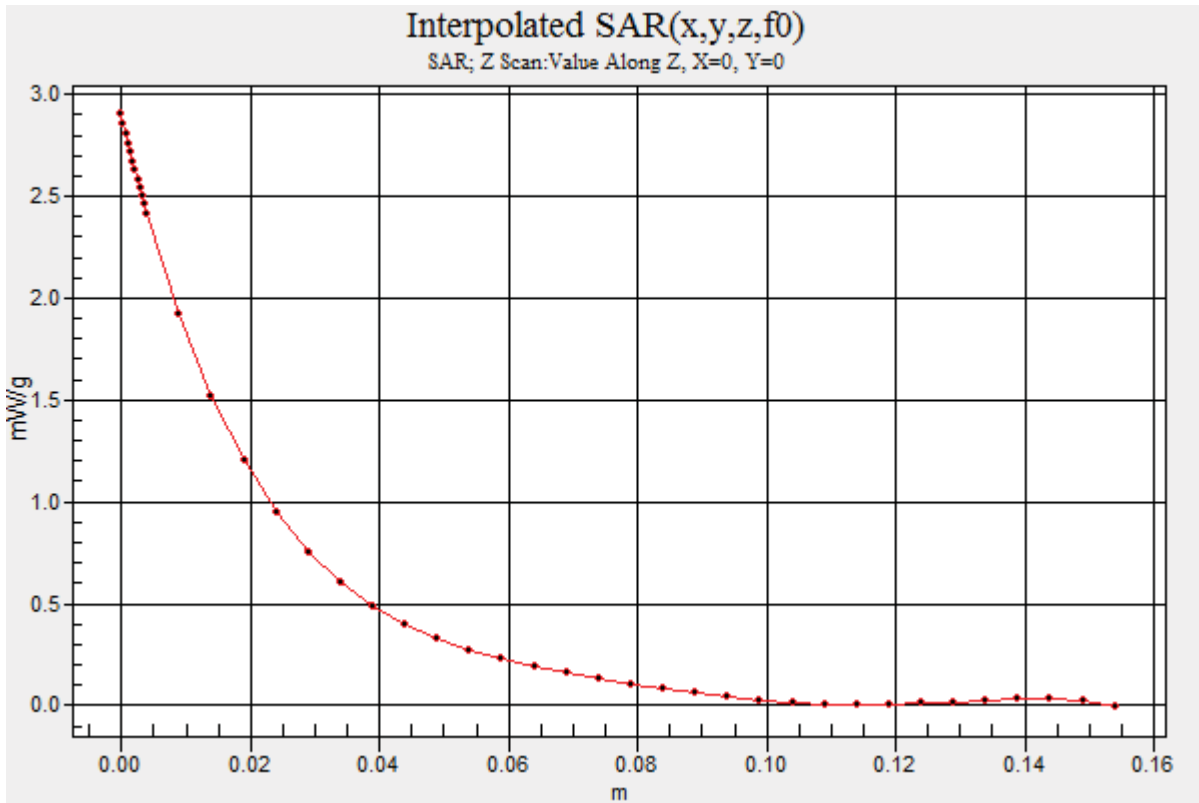
B4 Body, 0153-E SYS Eclipse XL-185P VHF , 162 MHz, bc, spk-mic, ant 4000-01, bat 4045-01/Zoom Scan (5x5x7)/Cube 0:

Measurement grid: dx=7.5mm, dy=7.5mm, dz=5mm
Reference Value = 40.8 V/m; Power Drift = -0.221 dB
Peak SAR (extrapolated) = 3.03 W/kg
SAR(1 g) = 2.34 mW/g; SAR(10 g) = 1.79 mW/g

[Info: Interpolated medium parameters used for SAR evaluation!](#)

Maximum value of SAR (measured) = 2.45 mW/g





Plot F1

Date/Time: 05/09/2017 2:05:00 PM

Test Laboratory: Celltech Labs

DUT: Harris; Type: PTT Radio Transceiver;
 Program Name: 150B

Communication System: VHF; Frequency: 136 MHz; Duty Cycle: 1:1
 Medium parameters used (interpolated): $f = 136 \text{ MHz}$; $\sigma = 0.744 \text{ mho/m}$; $\epsilon_r = 51.5$; $\rho = 1000 \text{ kg/m}^3$
 Phantom section: Flat Section

DASY Configuration:

- Probe: EX3DV4 - SN3600; ConvF(9.58, 9.58, 9.58); Calibrated: 27/04/2017
- Sensor-Surface: 4mm (Mechanical Surface Detection (Locations From Previous Scan Used)) Sensor-Surface: 4mm (Mechanical Surface Detection)
- Electronics: DAE4 Sn353; Calibrated: 24/04/2017
- Phantom: ELI v5.0; Type: QDOVA002AA; Serial: TP:xxxx
- Measurement SW: DASY, V4.7 Build 80; Postprocessing SW: SEMCAD, V1.8 Build 145

F1 Face, 0144-E SYS_RB Eclipse XL-200P VHF , 136MHz, ant 4000-01, bat 4045-01 2/Area Scan (8x26x1): Measurement grid: dx=15mm, dy=15mm

[Info: Interpolated medium parameters used for SAR evaluation!](#)

Maximum value of SAR (measured) = 1.58 mW/g

F1 Face, 0144-E SYS_RB Eclipse XL-200P VHF , 136MHz, ant 4000-01, bat 4045-01 2/Zoom Scan (5x5x7)/Cube 0: Measurement

grid: dx=7.5mm, dy=7.5mm, dz=5mm


Reference Value = 44.2 V/m; Power Drift = -0.346 dB

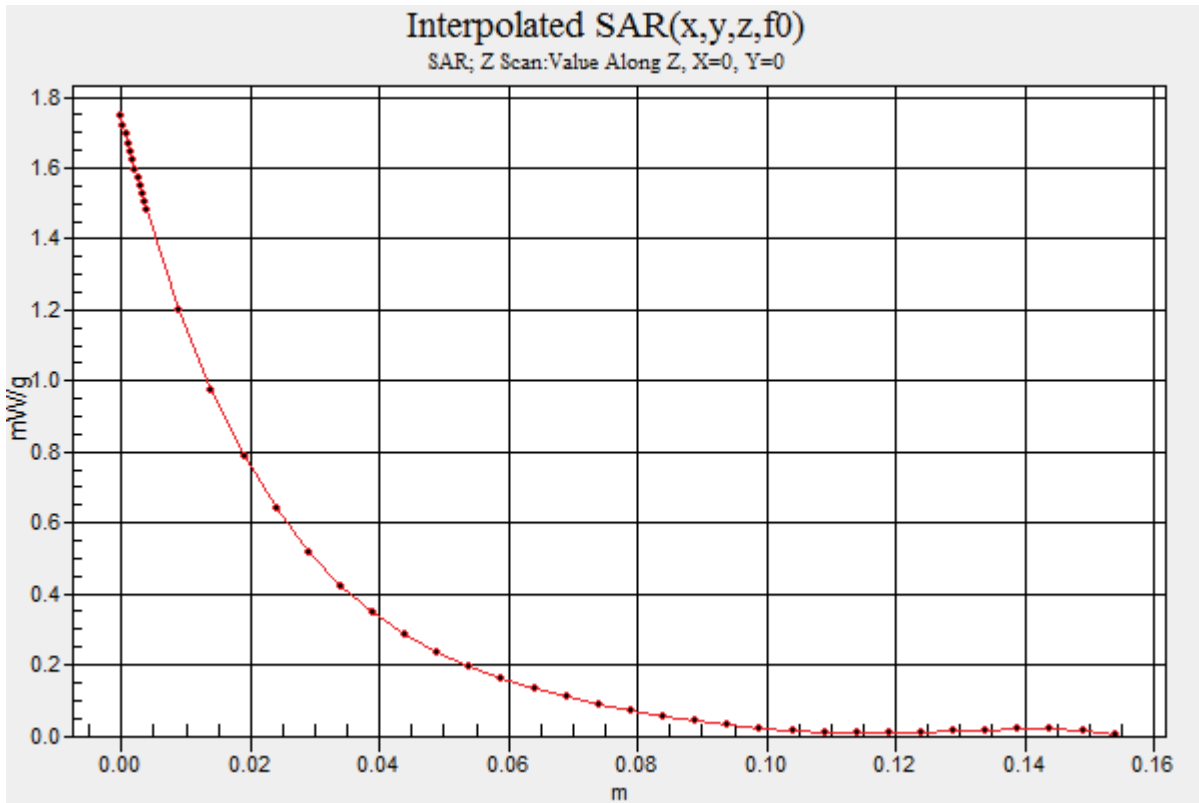
Peak SAR (extrapolated) = 1.87 W/kg

SAR(1 g) = 1.49 mW/g; SAR(10 g) = 1.18 mW/g

[Info: Interpolated medium parameters used for SAR evaluation!](#)

Maximum value of SAR (measured) = 1.55 mW/g





Plot F2

Date/Time: 05/09/2017 2:21:35 PM

Test Laboratory: Celltech Labs

DUT: Harris; Type: PTT Radio Transceiver;
Program Name: 150B

Communication System: VHF; Frequency: 136 MHz; Duty Cycle: 1:1
Medium parameters used (interpolated): $f = 136$ MHz; $\sigma = 0.744$ mho/m; $\epsilon_r = 51.5$; $\rho = 1000$ kg/m³
Phantom section: Flat Section

DASY Configuration:

- Probe: EX3DV4 - SN3600; ConvF(9.58, 9.58, 9.58); Calibrated: 27/04/2017
- Sensor-Surface: 4mm (Mechanical Surface Detection (Locations From Previous Scan Used)) Sensor-Surface: 4mm (Mechanical Surface Detection)
- Electronics: DAE4 Sn353; Calibrated: 24/04/2017
- Phantom: ELI v5.0; Type: QDOVA002AA; Serial: TP:xxxx
- Measurement SW: DASY, V4.7 Build 80; Postprocessing SW: SEMCAD, V1.8 Build 145

F2 Fasce, 0146-E SYS_NRB Eclipse XL-200P VHF , 136 MHz, ant 4000-01, bat 4045-01 2/Area Scan (8x26x1): Measurement grid: dx=15mm, dy=15mm

[Info: Interpolated medium parameters used for SAR evaluation!](#)


Maximum value of SAR (measured) = 1.53 mW/g

F2 Fasce, 0146-E SYS_NRB Eclipse XL-200P VHF , 136 MHz, ant 4000-01, bat 4045-01 2/Zoom Scan (5x5x7)/Cube 0:

Measurement grid: dx=7.5mm, dy=7.5mm, dz=5mm
Reference Value = 43.4 V/m; Power Drift = -0.275 dB
Peak SAR (extrapolated) = 1.79 W/kg
SAR(1 g) = 1.43 mW/g; SAR(10 g) = 1.13 mW/g

[Info: Interpolated medium parameters used for SAR evaluation!](#)

Maximum value of SAR (measured) = 1.48 mW/g



Plot F3

Date/Time: 05/09/2017 1:11:33 PM

Test Laboratory: Celltech Labs

DUT: Harris; Type: PTT Radio Transceiver;
Program Name: 150B

Communication System: VHF; Frequency: 136 MHz; Duty Cycle: 1:1
Medium parameters used (interpolated): $f = 136$ MHz; $\sigma = 0.744$ mho/m; $\epsilon_r = 51.5$; $\rho = 1000$ kg/m³
Phantom section: Flat Section

DASY Configuration:

- Probe: EX3DV4 - SN3600; ConvF(9.58, 9.58, 9.58); Calibrated: 27/04/2017
- Sensor-Surface: 4mm (Mechanical Surface Detection (Locations From Previous Scan Used)) Sensor-Surface: 4mm (Mechanical Surface Detection)
- Electronics: DAE4 Sn353; Calibrated: 24/04/2017
- Phantom: ELI v5.0; Type: QDOVA002AA; Serial: TP:xxxx
- Measurement SW: DASY, V4.7 Build 80; Postprocessing SW: SEMCAD, V1.8 Build 145

F3 Face, 0153-E SYS Eclipse XL-185P VHF, 136MHz, ant 4000-01, bat 4045-01/Area Scan (8x26x1): Measurement grid: dx=15mm, dy=15mm

[Info: Interpolated medium parameters used for SAR evaluation!](#)

Maximum value of SAR (measured) = 0.545 mW/g

F3 Face, 0153-E SYS Eclipse XL-185P VHF, 136MHz, ant 4000-01, bat 4045-01/Zoom Scan (5x5x7)/Cube 0: Measurement grid: dx=7.5mm, dy=7.5mm, dz=5mm


Reference Value = 26.1 V/m; Power Drift = -0.269 dB

Peak SAR (extrapolated) = 0.638 W/kg

SAR(1 g) = 0.513 mW/g; SAR(10 g) = 0.409 mW/g

[Info: Interpolated medium parameters used for SAR evaluation!](#)

Maximum value of SAR (measured) = 0.532 mW/g



Plot F4

Date/Time: 05/09/2017 1:29:54 PM

Test Laboratory: Celltech Labs

DUT: Harris; Type: PTT Radio Transceiver;
Program Name: 150B

Communication System: VHF; Frequency: 156.8 MHz; Duty Cycle: 1:1
Medium parameters used (interpolated): $f = 156.8$ MHz; $\sigma = 0.784$ mho/m; $\epsilon_r = 49.7$; $\rho = 1000$ kg/m³
Phantom section: Flat Section

DASY Configuration:

- Probe: EX3DV4 - SN3600; ConvF(9.58, 9.58, 9.58); Calibrated: 27/04/2017
- Sensor-Surface: 4mm (Mechanical Surface Detection (Locations From Previous Scan Used)) Sensor-Surface: 4mm (Mechanical Surface Detection)
- Electronics: DAE4 Sn353; Calibrated: 24/04/2017
- Phantom: ELI v5.0; Type: QDOVA002AA; Serial: TP:xxxx
- Measurement SW: DASY, V4.7 Build 80; Postprocessing SW: SEMCAD, V1.8 Build 145

F4 Face, 0153-E SYS Eclipse XL-185P VHF , 156.8MHz, ant 4000-01, bat 4045-01/Area Scan (8x26x1): Measurement grid:
dx=15mm, dy=15mm

[Info: Interpolated medium parameters used for SAR evaluation!](#)

Maximum value of SAR (measured) = 0.412 mW/g

F4 Face, 0153-E SYS Eclipse XL-185P VHF , 156.8MHz, ant 4000-01, bat 4045-01/Zoom Scan (5x5x7)/Cube 0: Measurement grid:
dx=7.5mm, dy=7.5mm, dz=5mm


Reference Value = 21.2 V/m; Power Drift = -0.155 dB

Peak SAR (extrapolated) = 0.503 W/kg

SAR(1 g) = 0.398 mW/g; SAR(10 g) = 0.314 mW/g

[Info: Interpolated medium parameters used for SAR evaluation!](#)

Maximum value of SAR (measured) = 0.415 mW/g



Plot F5

Date/Time: 05/09/2017 1:47:38 PM

Test Laboratory: Celltech Labs

DUT: Harris; Type: PTT Radio Transceiver;
Program Name: 150B

Communication System: VHF; Frequency: 162 MHz; Duty Cycle: 1:1
Medium parameters used (interpolated): $f = 162$ MHz; $\sigma = 0.792$ mho/m; $\epsilon_r = 50.1$; $\rho = 1000$ kg/m³
Phantom section: Flat Section

DASY Configuration:

- Probe: EX3DV4 - SN3600; ConvF(9.58, 9.58, 9.58); Calibrated: 27/04/2017
- Sensor-Surface: 4mm (Mechanical Surface Detection (Locations From Previous Scan Used)) Sensor-Surface: 4mm (Mechanical Surface Detection)
- Electronics: DAE4 Sn353; Calibrated: 24/04/2017
- Phantom: ELI v5.0; Type: QDOVA002AA; Serial: TP:xxxx
- Measurement SW: DASY, V4.7 Build 80; Postprocessing SW: SEMCAD, V1.8 Build 145

F5 Face, 0153-E SYS Eclipse XL-185P VHF ,162MHz, ant 4000-01, bat 4045-01/Area Scan (8x26x1): Measurement grid: dx=15mm, dy=15mm

[Info: Interpolated medium parameters used for SAR evaluation!](#)

Maximum value of SAR (measured) = 1.31 mW/g


F5 Face, 0153-E SYS Eclipse XL-185P VHF ,162MHz, ant 4000-01, bat 4045-01/Zoom Scan (5x5x7)/Cube 0: Measurement grid:

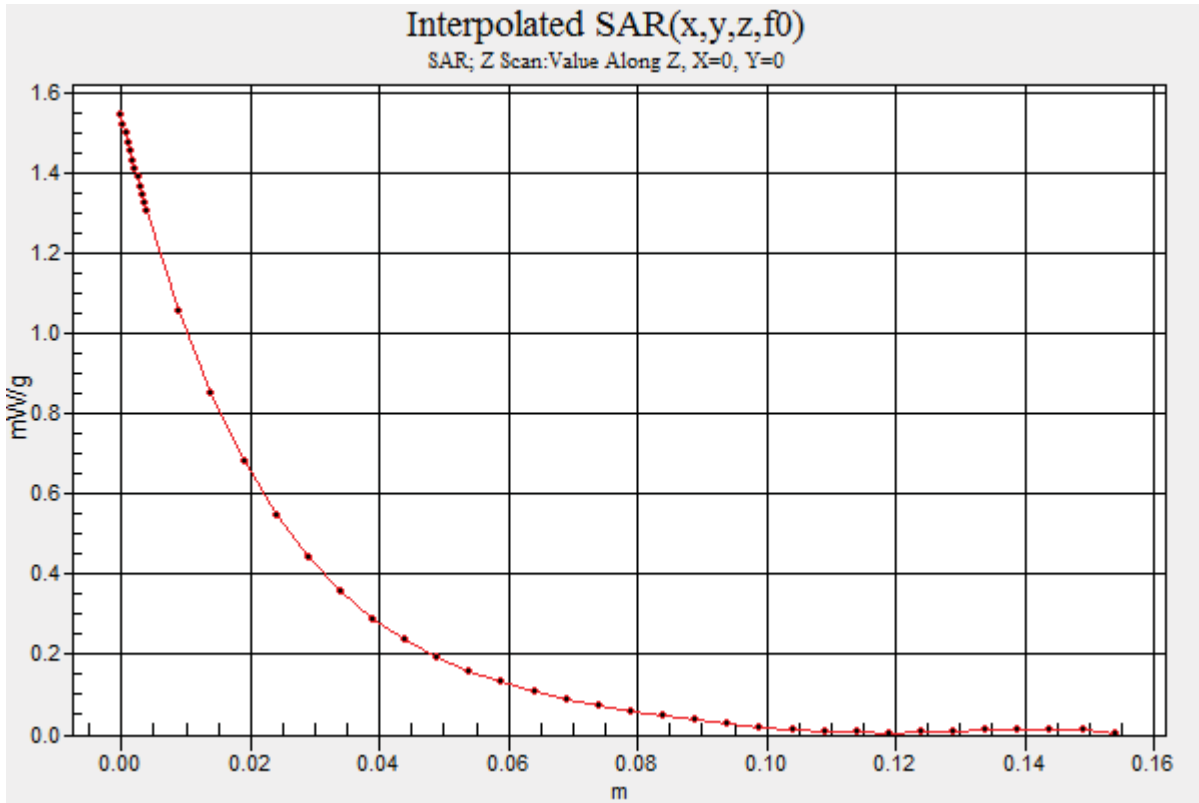
dx=7.5mm, dy=7.5mm, dz=5mm
Reference Value = 35.9 V/m; Power Drift = -0.002 dB
Peak SAR (extrapolated) = 1.60 W/kg

SAR(1 g) = 1.26 mW/g; SAR(10 g) = 0.992 mW/g

[Info: Interpolated medium parameters used for SAR evaluation!](#)

Maximum value of SAR (measured) = 1.32 mW/g





Plot B5

Date/Time: 12/09/2017 1:49:18 PM

Test Laboratory: Celltech Labs

DUT: Harris; Type: PTT Radio Transceiver;
Program Name: 2450B

Communication System: WiFi; Frequency: 2480 MHz; Duty Cycle: 1:1
Medium parameters used: $f = 2480$ MHz; $\sigma = 1.98$ mho/m; $\epsilon_r = 49.5$; $\rho = 1000$ kg/m³
Phantom section: Flat Section

DASY Configuration:

- Probe: EX3DV4 - SN3600; ConvF(6.56, 6.56, 6.56); Calibrated: 27/04/2017
- Sensor-Surface: 4mm (Mechanical Surface Detection (Locations From Previous Scan Used)) Sensor-Surface: 4mm (Mechanical Surface Detection)
- Electronics: DAE4 Sn353; Calibrated: 24/04/2017
- Phantom: ELI v5.0; Type: QDOVA002AA; Serial: TP:xxxx
- Measurement SW: DASY, V4.7 Build 80; Postprocessing SW: SEMCAD, V1.8 Build 145


B5 Body, SYS_0144-E_RB Eclipse XL-200P BT, 2480MHz, bc, spk-mic, ant 4440-01, bat 4045-01/Area Scan (9x32x1):

Measurement grid: dx=12mm, dy=12mm
Maximum value of SAR (measured) = 0.012 mW/g

B5 Body, SYS_0144-E_RB Eclipse XL-200P BT, 2480MHz, bc, spk-mic, ant 4440-01, bat 4045-01/Zoom Scan (7x7x7)/Cube 0:

Measurement grid: dx=5mm, dy=5mm, dz=5mm
Reference Value = 0.357 V/m; Power Drift = -999.0 dB
Peak SAR (extrapolated) = 0.011 W/kg
SAR(1 g) = 0.000257 mW/g; SAR(10 g) = 6.56e-005 mW/g

Maximum value of SAR (measured) = 0.011 mW/g



Plot B6

Date/Time: 12/09/2017 2:25:32 PM

Test Laboratory: Celltech Labs

DUT: Harris; Type: PTT Radio Transceiver;
Program Name: 2450B

Communication System: WiFi; Frequency: 2480 MHz; Duty Cycle: 1:1
Medium parameters used: $f = 2480$ MHz; $\sigma = 1.98$ mho/m; $\epsilon_r = 49.5$; $\rho = 1000$ kg/m³
Phantom section: Flat Section

DASY Configuration:

- Probe: EX3DV4 - SN3600; ConvF(6.56, 6.56, 6.56); Calibrated: 27/04/2017
- Sensor-Surface: 4mm (Mechanical Surface Detection (Locations From Previous Scan Used)) Sensor-Surface: 4mm (Mechanical Surface Detection)
- Electronics: DAE4 Sn353; Calibrated: 24/04/2017
- Phantom: ELI v5.0; Type: QDOVA002AA; Serial: TP:xxxx
- Measurement SW: DASY, V4.7 Build 80; Postprocessing SW: SEMCAD, V1.8 Build 145


B6 Body, SYS_0146-E_NRB Eclipse XL-200P BT, 2480MHz, bc, spk-mic, ant 4440-01, bat 4045-01/Area Scan (9x32x1):

Measurement grid: dx=12mm, dy=12mm
Maximum value of SAR (measured) = 0.011 mW/g

B6 Body, SYS_0146-E_NRB Eclipse XL-200P BT, 2480MHz, bc, spk-mic, ant 4440-01, bat 4045-01/Zoom Scan (7x7x7)/Cube 0:

Measurement grid: dx=5mm, dy=5mm, dz=5mm
Reference Value = 0.882 V/m; Power Drift = -1.44 dB
Peak SAR (extrapolated) = 0.00 W/kg
SAR(1 g) = 6.77e-005 mW/g; SAR(10 g) = 1.73e-005 mW/g

Maximum value of SAR (measured) = 0.01 mW/g



Plot B7

Date/Time: 12/09/2017 3:08:54 PM

Test Laboratory: Celltech Labs

DUT: Harris; Type: PTT Radio Transceiver;
Program Name: 2450B

Communication System: WiFi; Frequency: 2480 MHz; Duty Cycle: 1:1
Medium parameters used: $f = 2480$ MHz; $\sigma = 1.98$ mho/m; $\epsilon_r = 49.5$; $\rho = 1000$ kg/m³
Phantom section: Flat Section

DASY Configuration:

- Probe: EX3DV4 - SN3600; ConvF(6.56, 6.56, 6.56); Calibrated: 27/04/2017
- Sensor-Surface: 4mm (Mechanical Surface Detection (Locations From Previous Scan Used)) Sensor-Surface: 4mm (Mechanical Surface Detection)
- Electronics: DAE4 Sn353; Calibrated: 24/04/2017
- Phantom: ELI v5.0; Type: QDOVA002AA; Serial: TP:xxxx
- Measurement SW: DASY, V4.7 Build 80; Postprocessing SW: SEMCAD, V1.8 Build 145


B7 Body, SYS_0153-E_VHF Eclipse XL-185P BT, 2480MHz, bc, spk-mic, ant 4440-01, bat 4045-01/Area Scan (9x32x1):

Measurement grid: dx=12mm, dy=12mm
Maximum value of SAR (measured) = 0.011 mW/g

B7 Body, SYS_0153-E_VHF Eclipse XL-185P BT, 2480MHz, bc, spk-mic, ant 4440-01, bat 4045-01/Zoom Scan (7x7x7)/Cube 0:

Measurement grid: dx=5mm, dy=5mm, dz=5mm
Reference Value = 0.00 V/m; Power Drift = 999.0 dB
Peak SAR (extrapolated) = 0.01 W/kg
SAR(1 g) = 0.000118 mW/g; SAR(10 g) = 2.02e-005 mW/g

Maximum value of SAR (measured) = 0.01 mW/g



Plot B8

Date/Time: 13/09/2017 8:21:11 AM

Test Laboratory: Celltech Labs

DUT: Harris; Type: PTT Radio Transceiver;
Program Name: 2450B

Communication System: WiFi; Frequency: 2412 MHz; Duty Cycle: 1:1.2
Medium parameters used (interpolated): $f = 2412$ MHz; $\sigma = 1.9$ mho/m; $\epsilon_r = 49.7$; $\rho = 1000$ kg/m³
Phantom section: Flat Section

DASY Configuration:

- Probe: EX3DV4 - SN3600; ConvF(6.56, 6.56, 6.56); Calibrated: 27/04/2017
- Sensor-Surface: 4mm (Mechanical Surface Detection (Locations From Previous Scan Used)) Sensor-Surface: 4mm (Mechanical Surface Detection)
- Electronics: DAE4 Sn353; Calibrated: 24/04/2017
- Phantom: ELI v5.0; Type: QDOVA002AA; Serial: TP:xxxx
- Measurement SW: DASY, V4.7 Build 80; Postprocessing SW: SEMCAD, V1.8 Build 145

B8 Body, SYS_0151-E_NRB Eclipse XL-185P Wifi, 2412MHz, bc, spk-mic, ant 4440-01, bat 4045-01/Area Scan (9x32x1):
Measurement grid: dx=12mm, dy=12mm

[Info: Interpolated medium parameters used for SAR evaluation!](#)
Maximum value of SAR (measured) = 0.010 mW/g

B8 Body, SYS_0151-E_NRB Eclipse XL-185P Wifi, 2412MHz, bc, spk-mic, ant 4440-01, bat 4045-01/Zoom Scan (7x7x7)/Cube 0:
Measurement grid: dx=5mm, dy=5mm, dz=5mm
Reference Value = 1.10 V/m; Power Drift = 1.89 dB
Peak SAR (extrapolated) = 0.012 W/kg
SAR(1 g) = 0.000361 mW/g; SAR(10 g) = 4.86e-005 mW/g

[Info: Interpolated medium parameters used for SAR evaluation!](#)

Maximum value of SAR (measured) = 0.01 mW/g



Plot B9

Date/Time: 13/09/2017 9:12:33 AM

Test Laboratory: Celltech Labs

DUT: Harris; Type: PTT Radio Transceiver;
Program Name: 2450B

Communication System: WiFi; Frequency: 2437 MHz; Duty Cycle: 1:1.2
Medium parameters used (interpolated): $f = 2437$ MHz; $\sigma = 1.96$ mho/m; $\epsilon_r = 49.5$; $\rho = 1000$ kg/m³
Phantom section: Flat Section

DASY Configuration:


- Probe: EX3DV4 - SN3600; ConvF(6.56, 6.56, 6.56); Calibrated: 27/04/2017
- Sensor-Surface: 4mm (Mechanical Surface Detection (Locations From Previous Scan Used)) Sensor-Surface: 4mm (Mechanical Surface Detection)
- Electronics: DAE4 Sn353; Calibrated: 24/04/2017
- Phantom: ELI v5.0; Type: QDOVA002AA; Serial: TP:xxxx
- Measurement SW: DASY, V4.7 Build 80; Postprocessing SW: SEMCAD, V1.8 Build 145

B9 Body, SYS_0151-E_NRB Eclipse XL-185P Wifi, 2437MHz, bc, spk-mic, ant 4440-01, bat 4045-01/Area Scan (9x32x1):
Measurement grid: dx=12mm, dy=12mm

[Info: Interpolated medium parameters used for SAR evaluation!](#)
Maximum value of SAR (measured) = 0.011 mW/g

B9 Body, SYS_0151-E_NRB Eclipse XL-185P Wifi, 2437MHz, bc, spk-mic, ant 4440-01, bat 4045-01/Zoom Scan (7x7x7)/Cube 0:
Measurement grid: dx=5mm, dy=5mm, dz=5mm
Reference Value = 0.659 V/m; Power Drift = 6.43 dB
Peak SAR (extrapolated) = 0.011 W/kg
SAR(1 g) = 0.000877 mW/g; SAR(10 g) = 0.000169 mW/g

[Info: Interpolated medium parameters used for SAR evaluation!](#)



Plot B10

Date/Time: 13/09/2017 9:38:10 AM

Test Laboratory: Celltech Labs

DUT: Harris; Type: PTT Radio Transceiver;
Program Name: 2450B

Communication System: WiFi; Frequency: 2462 MHz; Duty Cycle: 1:1.2
Medium parameters used (interpolated): $f = 2462$ MHz; $\sigma = 2$ mho/m; $\epsilon_r = 49.5$; $\rho = 1000$ kg/m³
Phantom section: Flat Section

DASY Configuration:


- Probe: EX3DV4 - SN3600; ConvF(6.56, 6.56, 6.56); Calibrated: 27/04/2017
- Sensor-Surface: 4mm (Mechanical Surface Detection (Locations From Previous Scan Used)) Sensor-Surface: 4mm (Mechanical Surface Detection)
- Electronics: DAE4 Sn353; Calibrated: 24/04/2017
- Phantom: ELI v5.0; Type: QDOVA002AA; Serial: TP:xxxx
- Measurement SW: DASY, V4.7 Build 80; Postprocessing SW: SEMCAD, V1.8 Build 145

B10 Body, SYS_0151-E_NRB Eclipse XL-185P Wifi, 2462MHz, bc, spk-mic, ant 4440-01, bat 4045-01/Area Scan (9x32x1):
Measurement grid: dx=12mm, dy=12mm

[Info: Interpolated medium parameters used for SAR evaluation!](#)
Maximum value of SAR (measured) = 0.01 mW/g

B10 Body, SYS_0151-E_NRB Eclipse XL-185P Wifi, 2462MHz, bc, spk-mic, ant 4440-01, bat 4045-01/Zoom Scan (7x7x7)/Cube 0:
Measurement grid: dx=5mm, dy=5mm, dz=5mm
Reference Value = 0.576 V/m; Power Drift = 6.49 dB
Peak SAR (extrapolated) = 0.01 W/kg
SAR(1 g) = 0.000351 mW/g; SAR(10 g) = 6.02e-005 mW/g

[Info: Interpolated medium parameters used for SAR evaluation!](#)



Plot B11

Date/Time: 14/09/2017 10:10:36 AM

Test Laboratory: Celltech Labs

DUT: Harris; Type: PTT Radio Transceiver;
Program Name: 5250B

Communication System: Wifi; Frequency: 5180 MHz; Duty Cycle: 1:1.2
Medium parameters used: $f = 5180$ MHz; $\sigma = 5.66$ mho/m; $\epsilon_r = 48.4$; $\rho = 1000$ kg/m³
Phantom section: Flat Section

DASY Configuration:

- Probe: EX3DV4 - SN3600; ConvF(4.18, 4.18, 4.18); Calibrated: 27/04/2017
- Sensor-Surface: 4mm (Mechanical Surface Detection (Locations From Previous Scan Used)) Sensor-Surface: 2.5mm (Mechanical Surface Detection)
- Electronics: DAE4 Sn353; Calibrated: 24/04/2017
- Phantom: ELI v5.0; Type: QDOVA002AA; Serial: TP:xxxx
- Measurement SW: DASY, V4.7 Build 80; Postprocessing SW: SEMCAD, V1.8 Build 145

B11 Body, SYS_0144-E_RB Eclipse XL-200P Wifi, 5180MHz, bc, spk-mic, ant 4440-01, bat 4045-01/Area Scan (11x38x1):

Measurement grid: dx=10mm, dy=10mm
Maximum value of SAR (measured) = 0.050 mW/g

B11 Body, SYS_0144-E_RB Eclipse XL-200P Wifi, 5180MHz, bc, spk-mic, ant 4440-01, bat 4045-01/Zoom Scan (7x7x9)/Cube 0:

Measurement grid: dx=4mm, dy=4mm, dz=2.5mm
Reference Value = 0.682 V/m; Power Drift = 8.35 dB
Peak SAR (extrapolated) = 0.047 W/kg
SAR(1 g) = 0.00138 mW/g; SAR(10 g) = 0.00033 mW/g
Maximum value of SAR (measured) = 0.047 mW/g



Plot B12

Date/Time: 14/09/2017 10:43:04 AM

Test Laboratory: Celltech Labs

DUT: Harris; Type: PTT Radio Transceiver;
Program Name: 5250B

Communication System: Wifi; Frequency: 5180 MHz; Duty Cycle: 1:1.2
Medium parameters used: $f = 5180$ MHz; $\sigma = 5.66$ mho/m; $\epsilon_r = 48.4$; $\rho = 1000$ kg/m³
Phantom section: Flat Section

DASY Configuration:

- Probe: EX3DV4 - SN3600; ConvF(4.18, 4.18, 4.18); Calibrated: 27/04/2017
- Sensor-Surface: 4mm (Mechanical Surface Detection (Locations From Previous Scan Used)) Sensor-Surface: 2.5mm (Mechanical Surface Detection)
- Electronics: DAE4 Sn353; Calibrated: 24/04/2017
- Phantom: ELI v5.0; Type: QDOVA002AA; Serial: TP:xxxx
- Measurement SW: DASY, V4.7 Build 80; Postprocessing SW: SEMCAD, V1.8 Build 145

B12 Body, SYS_0146-E_NRB Eclipse XL-200P Wifi, 5180MHz, bc, spk-mic, ant 4440-01, bat 4045-01/Area Scan (11x38x1):

Measurement grid: dx=10mm, dy=10mm
Maximum value of SAR (measured) = 0.049 mW/g

B12 Body, SYS_0146-E_NRB Eclipse XL-200P Wifi, 5180MHz, bc, spk-mic, ant 4440-01, bat 4045-01/Zoom Scan (7x7x9)/Cube

0: Measurement grid: dx=4mm, dy=4mm, dz=2.5mm
Reference Value = 0.066 V/m; Power Drift = 29.0 dB
Peak SAR (extrapolated) = 0.051 W/kg
SAR(1 g) = 0.00051 mW/g; SAR(10 g) = 7.18e-005 mW/g

Maximum value of SAR (measured) = 0.051 mW/g



Plot B13

Date/Time: 14/09/2017 11:54:39 AM

Test Laboratory: Celltech Labs

DUT: Harris; Type: PTT Radio Transceiver;
Program Name: 5250B

Communication System: Wifi; Frequency: 5180 MHz; Duty Cycle: 1:1.2
Medium parameters used: $f = 5180$ MHz; $\sigma = 5.66$ mho/m; $\epsilon_r = 48.4$; $\rho = 1000$ kg/m³
Phantom section: Flat Section

DASY Configuration:

- Probe: EX3DV4 - SN3600; ConvF(4.18, 4.18, 4.18); Calibrated: 27/04/2017
- Sensor-Surface: 4mm (Mechanical Surface Detection (Locations From Previous Scan Used)) Sensor-Surface: 2.5mm (Mechanical Surface Detection)
- Electronics: DAE4 Sn353; Calibrated: 24/04/2017
- Phantom: ELI v5.0; Type: QDOVA002AA; Serial: TP:xxxx
- Measurement SW: DASY, V4.7 Build 80; Postprocessing SW: SEMCAD, V1.8 Build 145


B13 Body, SYS_0153-E_VHF Eclipse XL-185P Wifi, 5180MHz, bc, spk-mic, ant 4440-01, bat 4045-01/Area Scan (11x38x1):

Measurement grid: dx=10mm, dy=10mm
Maximum value of SAR (measured) = 0.059 mW/g

B13 Body, SYS_0153-E_VHF Eclipse XL-185P Wifi, 5180MHz, bc, spk-mic, ant 4440-01, bat 4045-01/Zoom Scan (7x7x9)/Cube 0:

Measurement grid: dx=4mm, dy=4mm, dz=2.5mm
Reference Value = 0.224 V/m; Power Drift = -999.0 dB
Peak SAR (extrapolated) = 0.055 W/kg
SAR(1 g) = 0.00126 mW/g; SAR(10 g) = 0.000282 mW/g

Maximum value of SAR (measured) = 0.055 mW/g



Plot B14

Date/Time: 14/09/2017 1:39:57 PM

Test Laboratory: Celltech Labs

DUT: Harris; Type: PTT Radio Transceiver;
Program Name: 5250B

Communication System: Wifi; Frequency: 5240 MHz; Duty Cycle: 1:1.2
Medium parameters used: $f = 5240$ MHz; $\sigma = 5.81$ mho/m; $\epsilon_r = 48.1$; $\rho = 1000$ kg/m³
Phantom section: Flat Section

DASY Configuration:

- Probe: EX3DV4 - SN3600; ConvF(4.18, 4.18, 4.18); Calibrated: 27/04/2017
- Sensor-Surface: 4mm (Mechanical Surface Detection (Locations From Previous Scan Used)) Sensor-Surface: 2.5mm (Mechanical Surface Detection)
- Electronics: DAE4 Sn353; Calibrated: 24/04/2017
- Phantom: ELI v5.0; Type: QDOVA002AA; Serial: TP:xxxx
- Measurement SW: DASY, V4.7 Build 80; Postprocessing SW: SEMCAD, V1.8 Build 145

B14 Body, SYS_0151-E_NRB Eclipse XL-185P Wifi, 5240MHz, bc, spk-mic, ant 4440-01, bat 4045-01/Area Scan (11x38x1):

Measurement grid: dx=10mm, dy=10mm
Maximum value of SAR (measured) = 0.043 mW/g

B14 Body, SYS_0151-E_NRB Eclipse XL-185P Wifi, 5240MHz, bc, spk-mic, ant 4440-01, bat 4045-01/Zoom Scan (7x7x9)/Cube

0: Measurement grid: dx=4mm, dy=4mm, dz=2.5mm
Reference Value = 0.465 V/m; Power Drift = 13.7 dB
Peak SAR (extrapolated) = 0.035 W/kg
SAR(1 g) = 0.000272 mW/g; SAR(10 g) = 7.6e-005 mW/g

Maximum value of SAR (measured) = 0.038 mW/g

