

APPENDIX A – SYSTEM VERIFICATION PLOTS

Date/Time: 19/12/2016 2:47:18 PM

Test Laboratory: Celltech Labs

DUT: Dipole 835 MHz; Type: D835V2; Serial: 4d075
 Program Name: SPC 835B


Communication System: CW; Frequency: 835 MHz; Duty Cycle: 1:1
 Medium parameters used: $f = 835 \text{ MHz}$; $\sigma = 0.98 \text{ mho/m}$; $\epsilon_r = 53.3$; $\rho = 1000 \text{ kg/m}^3$
 Phantom section: Flat Section

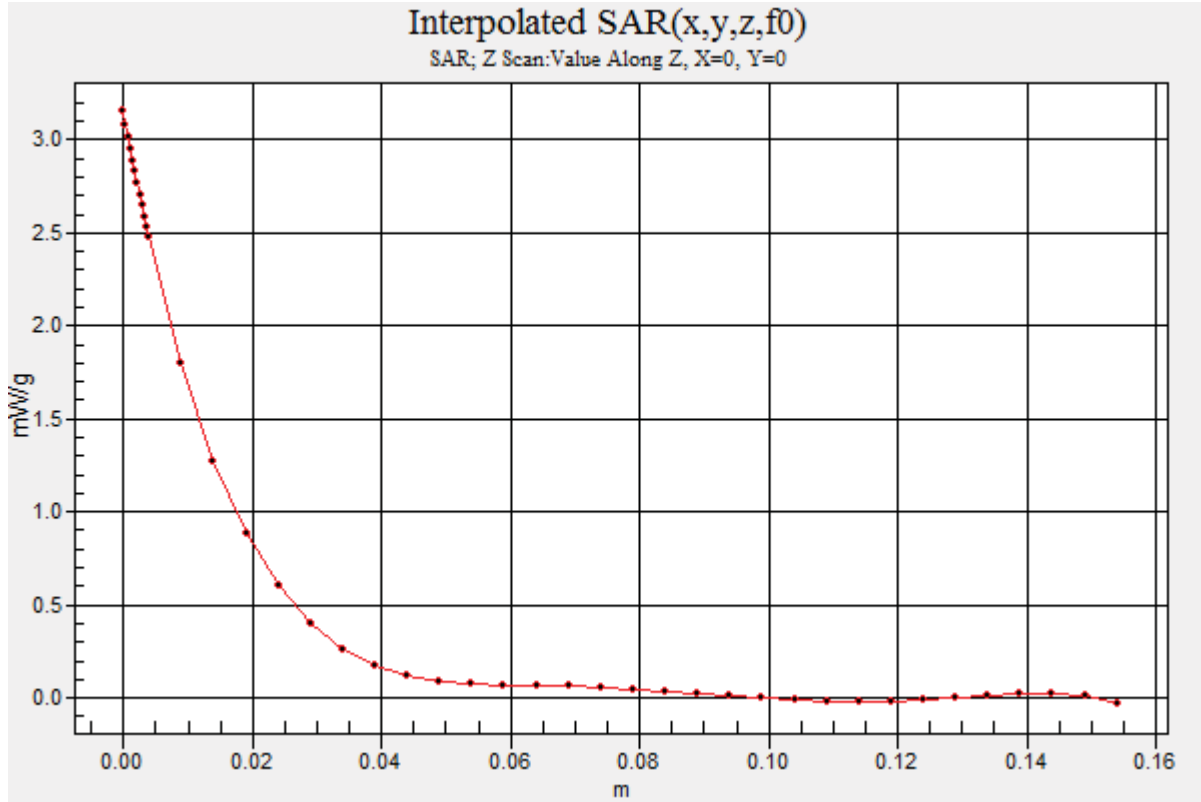
- DASY4 Configuration:
- Probe: EX3DV4 - SN3600 2016; ConvF(7.94, 7.94, 7.94); Calibrated: 27/04/2016
 - Sensor-Surface: 4mm (Mechanical Surface Detection)
 - Electronics: DAE4 Sn353 2016; Calibrated: 20/04/2016
 - Phantom: ELI v5.0; Type: QDOVA002AA; Serial: TP:xxxx
 - Measurement SW: DASY4, V4.5 Build 19; Postprocessing SW: SEMCAD, V1.8 Build 145

Body d=15mm Pin=250mW. TS=[2.178][2.42][2.662]W/kg/Area Scan (5x7x1): Measurement grid: dx=15mm, dy=15mm
 Maximum value of SAR (measured) = 2.58 mW/g

Body d=15mm Pin=250mW. TS=[2.178][2.42][2.662]W/kg/Zoom Scan (5x5x7)/Cube 0: Measurement grid: dx=7.5mm, dy=7.5mm, dz=5mm
 Reference Value = 58.1 V/m; Power Drift = -0.00 dB
 Peak SAR (extrapolated) = 3.60 W/kg
SAR(1 g) = 2.39 mW/g; SAR(10 g) = 1.55 mW/g
 Maximum value of SAR (measured) = 2.57 mW/g

Body d=15mm Pin=250mW. TS=[2.178][2.42][2.662]W/kg/Z Scan (1x1x42): Measurement grid: dx=20mm, dy=20mm, dz=5mm
 Maximum value of SAR (interpolated) = 3.15 mW/g





Date/Time: 28/12/2016 10:53:28 AM

Test Laboratory: Celltech Labs

DUT: Dipole 835 MHz; Type: D835V2; Serial: 4d075
 Program Name: SPC 835B

Communication System: CW; Frequency: 835 MHz; Duty Cycle: 1:1
 Medium parameters used: $f = 835 \text{ MHz}$; $\sigma = 0.96 \text{ mho/m}$; $\epsilon_r = 51.5$; $\rho = 1000 \text{ kg/m}^3$
 Phantom section: Flat Section

DASY4 Configuration:

- Probe: EX3DV4 - SN3600 2016; ConvF(7.94, 7.94, 7.94); Calibrated: 27/04/2016
- Sensor-Surface: 4mm (Mechanical Surface Detection)
- Electronics: DAE4 Sn353 2016; Calibrated: 20/04/2016
- Phantom: ELI v5.0; Type: QDOVA002AA; Serial: TP:xxxx
- Measurement SW: DASY4, V4.5 Build 19; Postprocessing SW: SEMCAD, V1.8 Build 145

Body d=15mm Pin=250mW. TS=[2.178][2.42][2.662]W/kg/Area Scan (5x7x1): Measurement grid: dx=15mm, dy=15mm
 Maximum value of SAR (measured) = 2.69 mW/g


Body d=15mm Pin=250mW. TS=[2.178][2.42][2.662]W/kg/Zoom Scan (5x5x7)/Cube 0: Measurement grid: dx=7.5mm, dy=7.5mm, dz=5mm

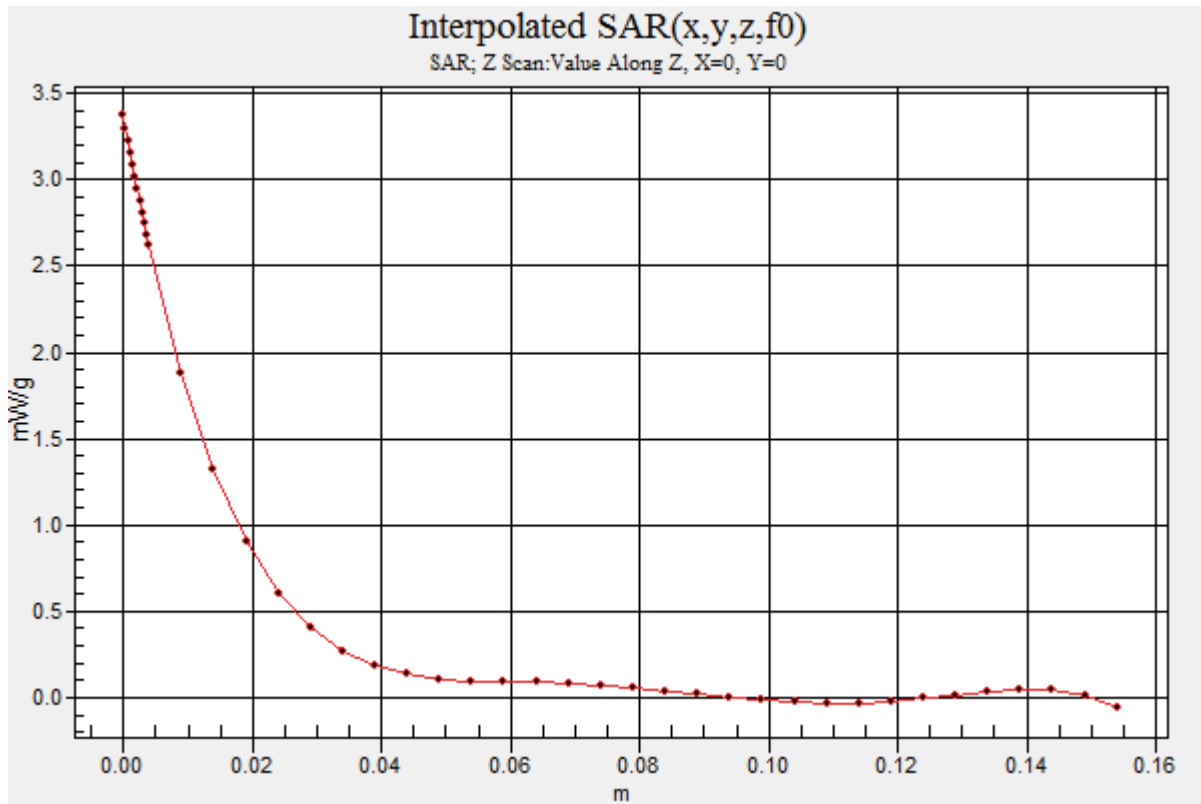
Reference Value = 57.5 V/m; Power Drift = 0.019 dB

Peak SAR (extrapolated) = 3.79 W/kg

SAR(1 g) = 2.51 mW/g; SAR(10 g) = 1.62 mW/g

Maximum value of SAR (measured) = 2.70 mW/g





Date/Time: 29/12/2016 10:42:32 AM

Test Laboratory: Celltech Labs

DUT: Dipole 835 MHz; Type: D835V2; Serial: 411
Program Name: SPC 835H

Communication System: CW; Frequency: 835 MHz; Duty Cycle: 1:1
Medium parameters used: $f = 835 \text{ MHz}$; $\sigma = 0.93 \text{ mho/m}$; $\epsilon_r = 41.9$; $\rho = 1000 \text{ kg/m}^3$
Phantom section: Flat Section

DASY4 Configuration:

- Probe: EX3DV4 - SN3600 2016; ConvF(8.12, 8.12, 8.12); Calibrated: 27/04/2016
- Sensor-Surface: 4mm (Mechanical Surface Detection)
- Electronics: DAE4 Sn353 2016; Calibrated: 20/04/2016
- Phantom: ELI v5.0; Type: QDOVA002AA; Serial: TP:xxxx
- Measurement SW: DASY4, V4.5 Build 19; Postprocessing SW: SEMCAD, V1.8 Build 145

Head d=15mm Pin=250mW. TS=[2.169][2.41][2.651]W/kg/Area Scan (5x7x1): Measurement grid: dx=15mm, dy=15mm
Maximum value of SAR (measured) = 2.68 mW/g

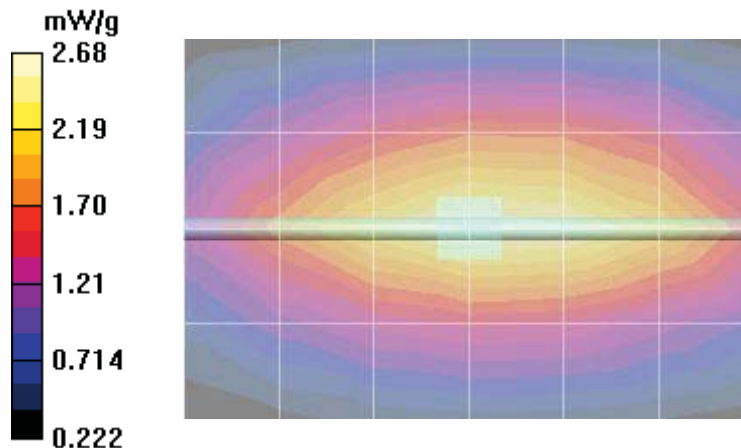
Head d=15mm Pin=250mW. TS=[2.169][2.41][2.651]W/kg/Zoom Scan (5x5x7)/Cube 0: Measurement grid: dx=7.5mm, dy=7.5mm, dz=5mm

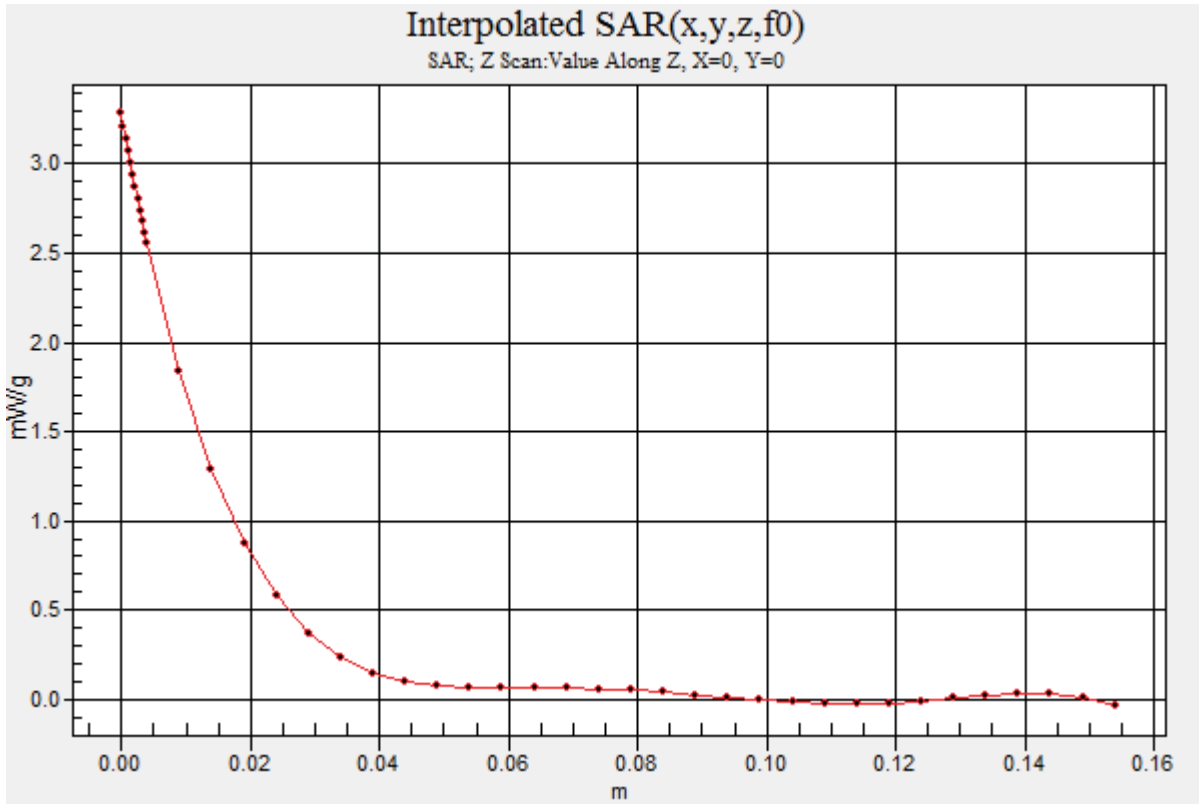
Reference Value = 58.9 V/m; Power Drift = -0.00 dB

Peak SAR (extrapolated) = 3.87 W/kg

SAR(1 g) = 2.5 mW/g; SAR(10 g) = 1.6 mW/g

Maximum value of SAR (measured) = 2.70 mW/g





Date/Time: 03/01/2017 10:41:18 AM

Test Laboratory: Celltech Labs

DUT: Dipole 835 MHz; Type: D835V2; Serial: 411
Program Name: SPC 835H

Communication System: CW; Frequency: 835 MHz; Duty Cycle: 1:1
Medium parameters used: $f = 835 \text{ MHz}$; $\sigma = 0.91 \text{ mho/m}$; $\epsilon_r = 41.3$; $\rho = 1000 \text{ kg/m}^3$
Phantom section: Flat Section

DASY4 Configuration:

- Probe: EX3DV4 - SN3600 2016; ConvF(8.12, 8.12, 8.12); Calibrated: 27/04/2016
- Sensor-Surface: 4mm (Mechanical Surface Detection)
- Electronics: DAE4 Sn353 2016; Calibrated: 20/04/2016
- Phantom: ELI v5.0; Type: QDOVA002AA; Serial: TP:xxxx
- Measurement SW: DASY4, V4.5 Build 19; Postprocessing SW: SEMCAD, V1.8 Build 145

Head d=15mm Pin=250mW. TS=[2.169][2.41][2.651]W/kg/Area Scan (5x7x1): Measurement grid: dx=15mm, dy=15mm
Maximum value of SAR (measured) = 2.60 mW/g

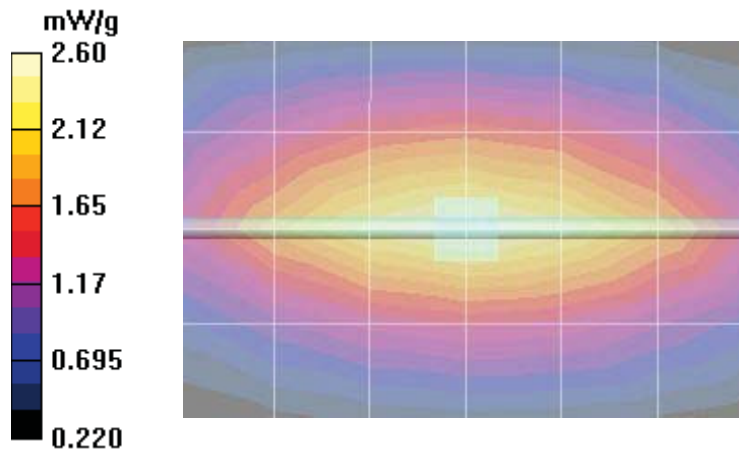
Head d=15mm Pin=250mW. TS=[2.169][2.41][2.651]W/kg/Zoom Scan (5x5x7)/Cube 0: Measurement grid: dx=7.5mm, dy=7.5mm, dz=5mm

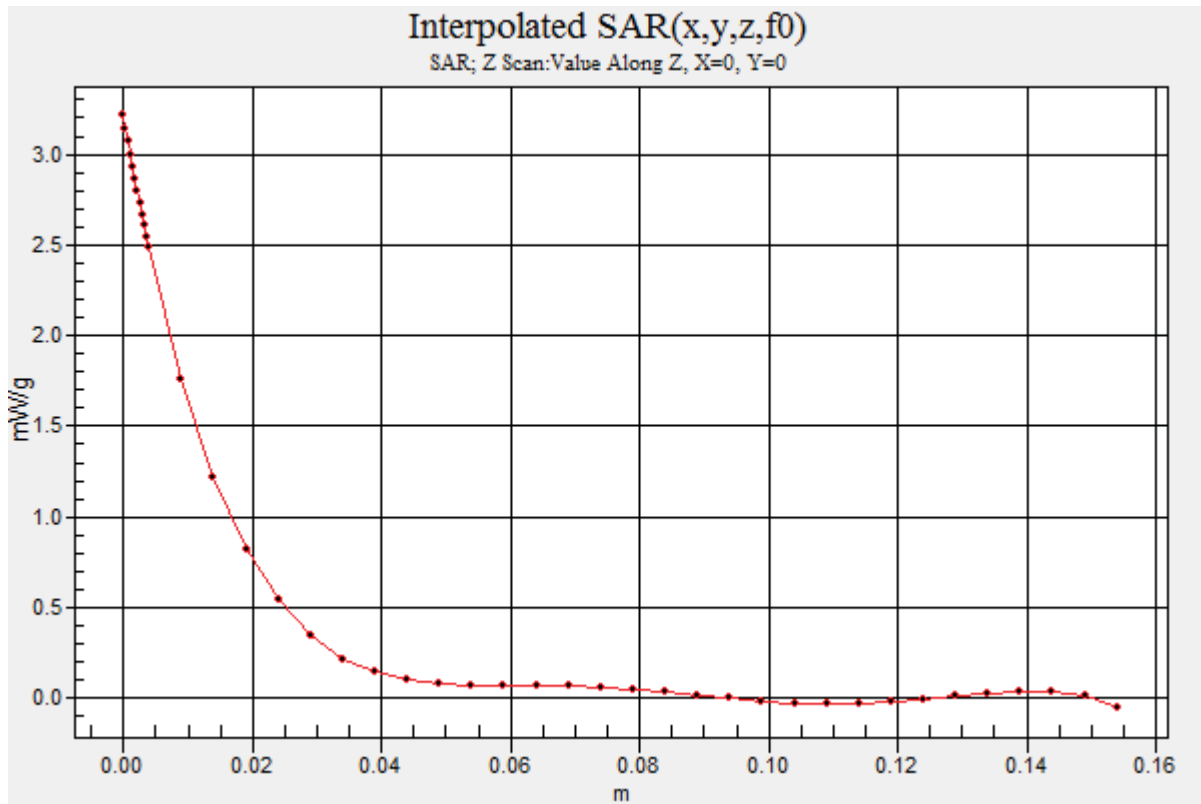
Reference Value = 58.6 V/m; Power Drift = -0.046 dB

Peak SAR (extrapolated) = 3.64 W/kg

SAR(1 g) = 2.37 mW/g; SAR(10 g) = 1.53 mW/g

Maximum value of SAR (measured) = 2.55 mW/g





Date/Time: 05/01/2017 10:06:20 AM

Test Laboratory: Celltech Labs

DUT: Dipole 2450 MHz; Type: D2450V2; Serial: 825
 Program Name: 2450MHz Body SPC

Communication System: WiFi; Frequency: 2450 MHz; Duty Cycle: 1:1
 Medium parameters used: $f = 2450$ MHz; $\sigma = 2.03$ mho/m; $\epsilon_r = 49.7$; $\rho = 1000$ kg/m³
 Phantom section: Flat Section

DASY4 Configuration:

- Probe: EX3DV4 - SN3600 2016; ConvF(6.55, 6.55, 6.55); Calibrated: 27/04/2016
- Sensor-Surface: 5mm (Mechanical Surface Detection) Sensor-Surface: 3mm (Mechanical Surface Detection)
- Electronics: DAE4 Sn353 2016; Calibrated: 20/04/2016
- Phantom: ELI v5.0; Type: QDOVA002AA; Serial: TP:xxxx
- Measurement SW: DASY4, V4.5 Build 19; Postprocessing SW: SEMCAD, V1.8 Build 145

2450MHz Body Dipole d=10mm P=250mW TS=[11.7][13.0][14.3]/Area Scan (5x7x1): Measurement grid: dx=10mm, dy=10mm
 Maximum value of SAR (measured) = 12.5 mW/g

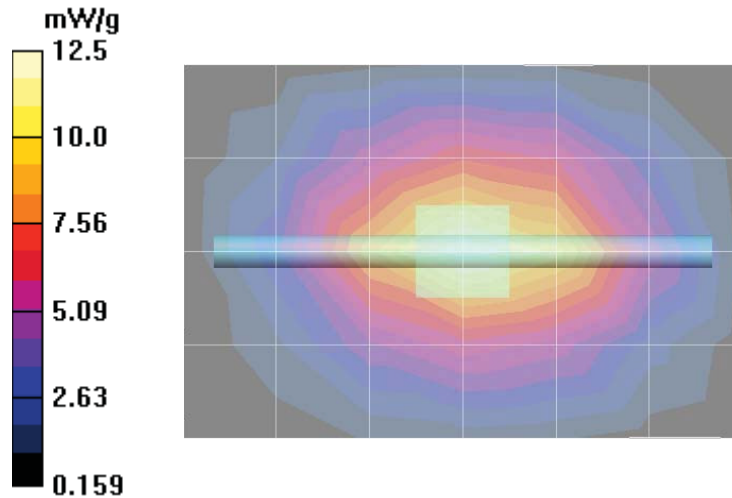
2450MHz Body Dipole d=10mm P=250mW TS=[11.7][13.0][14.3]/Zoom Scan (7x7x7)/Cube 0: Measurement grid: dx=5mm, dy=5mm, dz=5mm

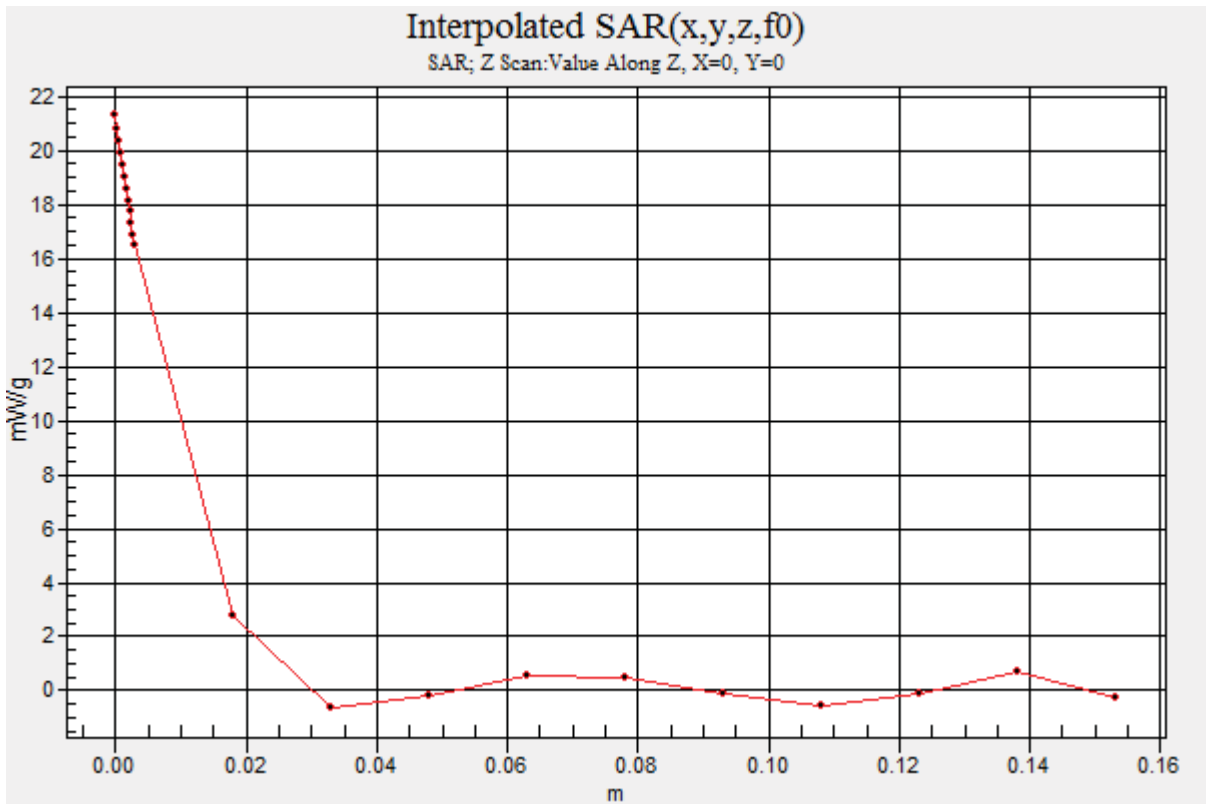
Reference Value = 92.5 V/m; Power Drift = -0.049 dB

Peak SAR (extrapolated) = 28.5 W/kg

SAR(1 g) = 12.9 mW/g; SAR(10 g) = 5.78 mW/g

Maximum value of SAR (measured) = 16.9 mW/g





Date/Time: 09/01/2017 1:12:32 PM

Test Laboratory: Celltech Labs

DUT: Dipole 2450 MHz; Type: D2450V2; Serial: 825
Program Name: 2450MHz Head SPC

Communication System: CW; Frequency: 2450 MHz; Duty Cycle: 1:1
Medium parameters used: $f = 2450$ MHz; $\sigma = 1.93$ mho/m; $\epsilon_r = 39.5$; $\rho = 1000$ kg/m³
Phantom section: Flat Section

DASY4 Configuration:

- Probe: EX3DV4 - SN3600 2016; ConvF(6.37, 6.37, 6.37); Calibrated: 27/04/2016
- Sensor-Surface: 5mm (Mechanical Surface Detection) Sensor-Surface: 3mm (Mechanical Surface Detection)
- Electronics: DAE4 Sn353 2016; Calibrated: 20/04/2016
- Phantom: ELI v5.0; Type: QDOVA002AA; Serial: TP:xxxx
- Measurement SW: DASY4, V4.5 Build 19; Postprocessing SW: SEMCAD, V1.8 Build 145

2450 MHz Head Dipole d=10mm P=250mW TS=[11.79][13.1][14.41]/Area Scan (5x7x1): Measurement grid: dx=10mm, dy=10mm
Maximum value of SAR (measured) = 14.6 mW/g

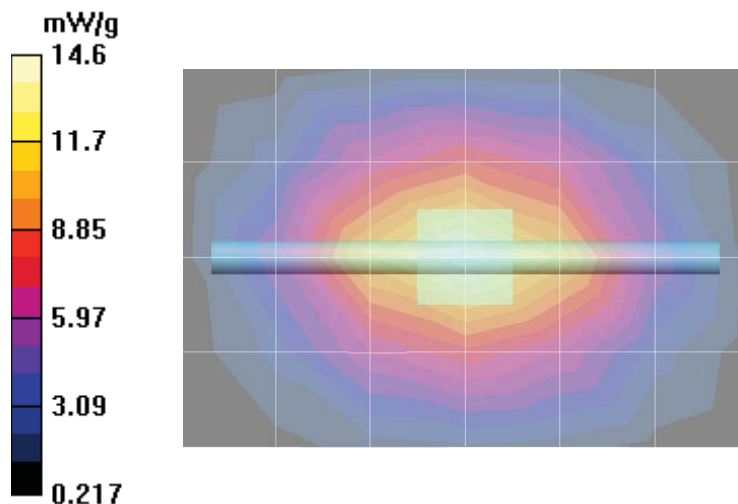
2450 MHz Head Dipole d=10mm P=250mW TS=[11.79][13.1][14.41]/Zoom Scan (7x7x7)/Cube 0: Measurement grid: dx=5mm, dy=5mm, dz=5mm

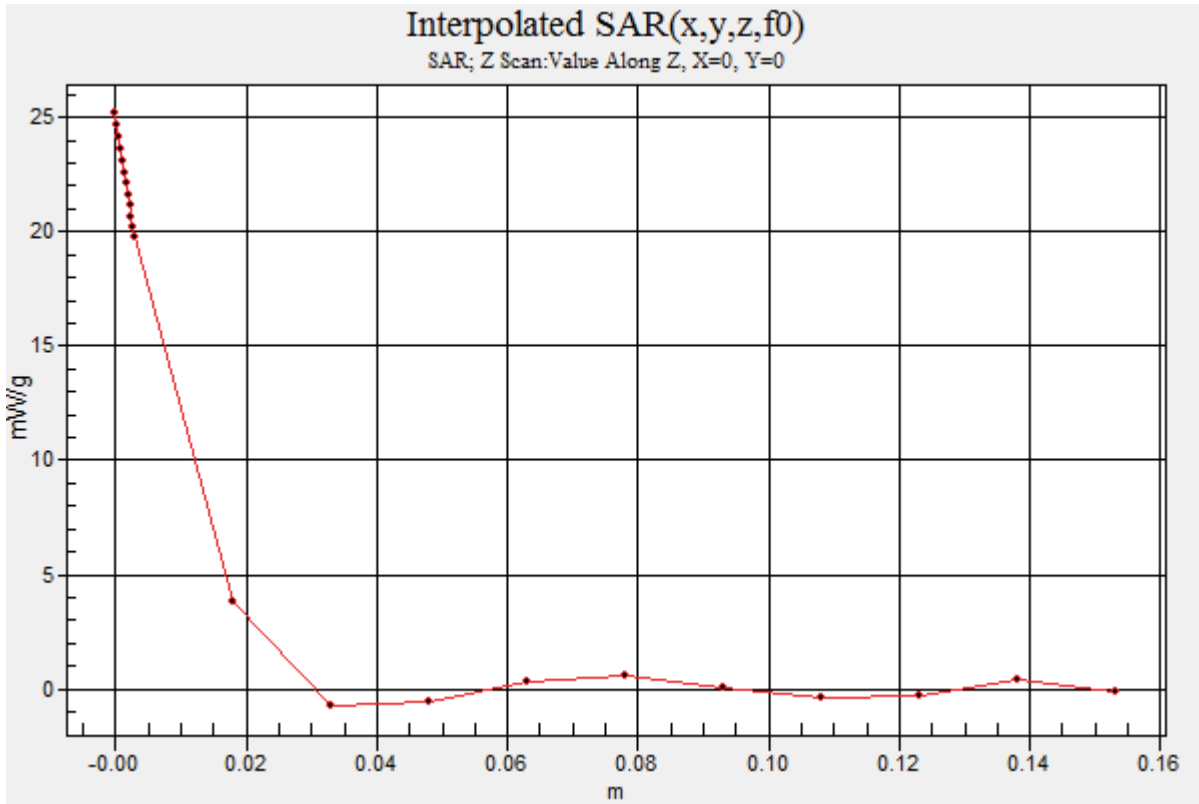
Reference Value = 102.6 V/m; Power Drift = -0.013 dB

Peak SAR (extrapolated) = 25.8 W/kg

SAR(1 g) = 12.2 mW/g; SAR(10 g) = 5.64 mW/g

Maximum value of SAR (measured) = 15.9 mW/g





Date/Time: 11/01/2017 12:51:58 PM

Test Laboratory: Celltech Labs

DUT: Dipole 5GHz; Type: D5GHzV2; Serial: 1031
Program Name: 5200 MHz SPC

Communication System: CW; Frequency: 5250 MHz; Duty Cycle: 1:1
Medium parameters used: $f = 5250$ MHz; $\sigma = 5.64$ mho/m; $\epsilon_r = 48.4$; $\rho = 1000$ kg/m³
Phantom section: Flat Section


DASY4 Configuration:

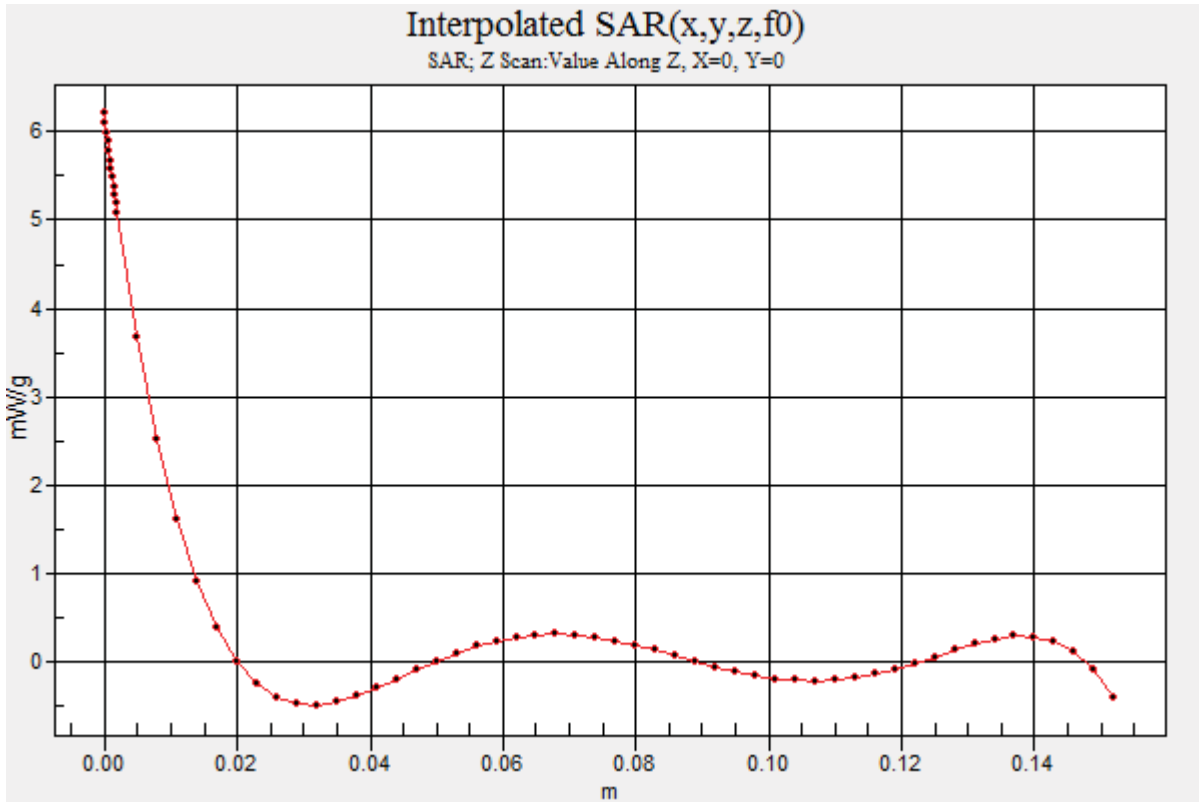
- Probe: EX3DV4 - SN3600 2016; ConvF(3.88, 3.88, 3.88); Calibrated: 27/04/2016
- Sensor-Surface: 2mm (Mechanical Surface Detection)
- Electronics: DAE4 Sn353 2016; Calibrated: 20/04/2016
- Phantom: ELI v5.0; Type: QDOVA002AA; Serial: TP:xxxx
- Measurement SW: DASY4, V4.5 Build 19; Postprocessing SW: SEMCAD, V1.8 Build 145

5200-5800 MHz Dipole d=10mm P=50mW, TS=7.26/Area Scan (3x5x1): Measurement grid: dx=5mm, dy=5mm
Maximum value of SAR (measured) = 7.42 mW/g

5200-5800 MHz Dipole d=10mm P=50mW, TS=7.26/Zoom Scan (7x7x5)/Cube 0: Measurement grid: dx=4mm, dy=4mm, dz=2.5mm
Reference Value = 33.6 V/m; Power Drift = -0.166 dB
Peak SAR (extrapolated) = 14.2 W/kg

SAR(1 g) = 3.55 mW/g; SAR(10 g) = 0.992 mW/g
Maximum value of SAR (measured) = 7.47 mW/g





Date/Time: 16/01/2017 12:39:36 PM

Test Laboratory: Celltech Labs

DUT: Dipole 5GHz; Type: D5GHzV2; Serial: 1031
Program Name: 5200 MHz SPC

Communication System: CW; Frequency: 5250 MHz; Duty Cycle: 1:1
Medium parameters used: $f = 5250$ MHz; $\sigma = 5$ mho/m; $\epsilon_r = 36.2$; $\rho = 1000$ kg/m³
Phantom section: Flat Section

DASY4 Configuration:

- Probe: EX3DV4 - SN3600 2016; ConvF(4.41, 4.41, 4.41); Calibrated: 27/04/2016
- Sensor-Surface: 2mm (Mechanical Surface Detection)
- Electronics: DAE4 Sn353 2016; Calibrated: 20/04/2016
- Phantom: ELI v5.0; Type: QDOVA002AA; Serial: TP:xxxx
- Measurement SW: DASY4, V4.5 Build 19; Postprocessing SW: SEMCAD, V1.8 Build 145


5200-5800 MHz Dipole d=10mm P=48.6 mW, TS=3.88/Area Scan (3x5x1): Measurement grid: dx=5mm, dy=5mm
Maximum value of SAR (measured) = 8.32 mW/g

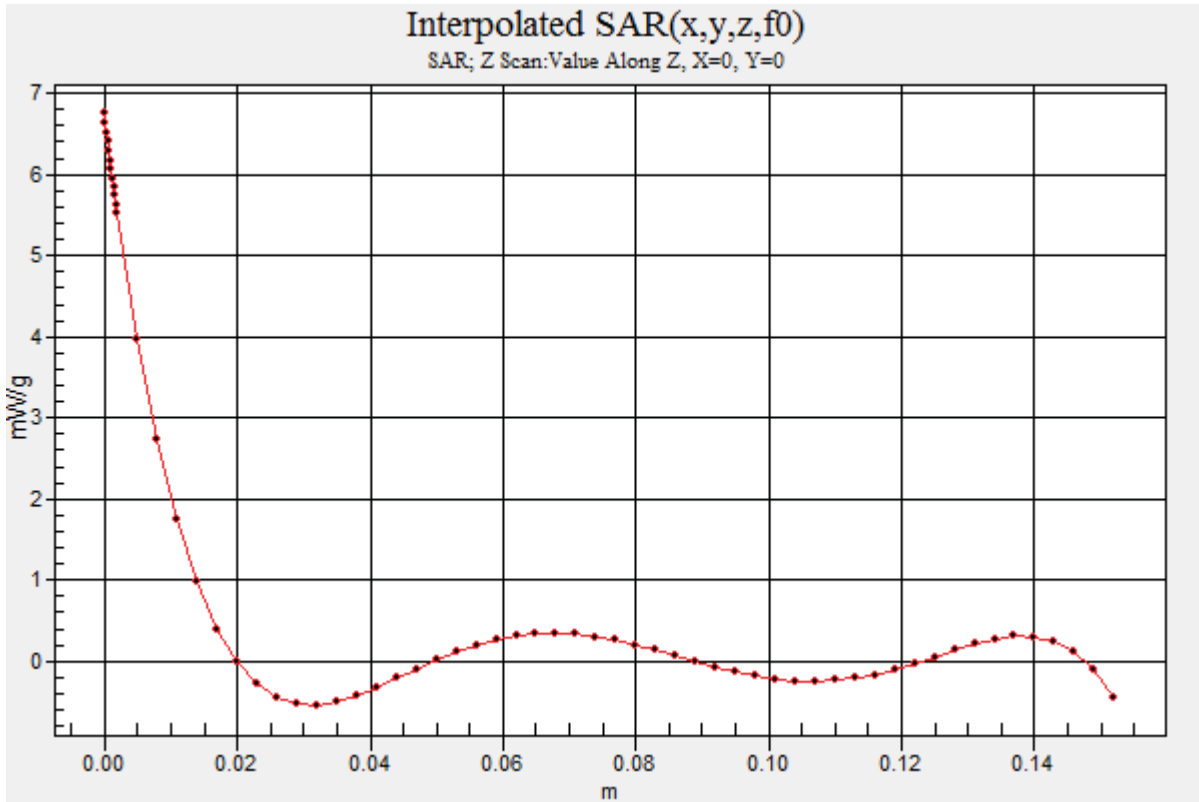
5200-5800 MHz Dipole d=10mm P=48.6 mW, TS=3.88/Zoom Scan (7x7x5)/Cube 0: Measurement grid: dx=4mm, dy=4mm, dz=2.5mm

Reference Value = 47.4 V/m; Power Drift = -0.160 dB

Peak SAR (extrapolated) = 16.7 W/kg

SAR(1 g) = 4.06 mW/g; SAR(10 g) = 1.16 mW/g





APPENDIX B – MEASUREMENT PLOTS OF MAXIMUM MEASURED SAR

Plot B1

Date/Time: 21/12/2016 9:46:07 AM

Test Laboratory: Celltech Labs

DUT: Harris XL-185; Type: PTT Radio Transceiver; Serial: 789-E00006 & 789-E00008
Program Name: 835B

Communication System: Harris; Frequency: 768 MHz; Duty Cycle: 1:1
Medium parameters used (interpolated): $f = 768$ MHz; $\sigma = 0.903$ mho/m; $\epsilon_r = 52.3$; $\rho = 1000$ kg/m³
Phantom section: Flat Section

DASY4 Configuration:

- Probe: EX3DV4 - SN3600 2016; ConvF(7.94, 7.94, 7.94); Calibrated: 27/04/2016
- Sensor-Surface: 4mm (Mechanical Surface Detection (Locations From Previous Scan Used)) Sensor-Surface: 4mm (Mechanical Surface Detection)
- Electronics: DAE4 Sn353 2016; Calibrated: 20/04/2016
- Phantom: ELI v5.0; Type: QDOVA002AA; Serial: TP:xxxx
- Measurement SW: DASY4, V4.5 Build 19; Postprocessing SW: SEMCAD, V1.8 Build 145

B1 Body, XL-185, 768MHz, ant 4450-01, bat 4010-01, Lotus/Area Scan (8x23x1): Measurement grid: dx=15mm, dy=15mm

[Info: Interpolated medium parameters used for SAR evaluation!](#)

Maximum value of SAR (measured) = 3.18 mW/g

B1 Body, XL-185, 768MHz, ant 4450-01, bat 4010-01, Lotus/Zoom Scan (5x5x7)/Cube 0: Measurement grid: dx=7.5mm, dy=7.5mm, dz=5mm


Reference Value = 39.0 V/m; Power Drift = 0.107 dB

Peak SAR (extrapolated) = 4.29 W/kg

SAR(1 g) = 3.15 mW/g; SAR(10 g) = 2.24 mW/g

[Info: Interpolated medium parameters used for SAR evaluation!](#)

Maximum value of SAR (measured) = 3.35 mW/g



Plot B2

Date/Time: 21/12/2016 10:06:35 AM

Test Laboratory: Celltech Labs

DUT: Harris XL-185; Type: PTT Radio Transceiver; Serial: 789-E00006 & 789-E00008
Program Name: 835B

Communication System: Harris; Frequency: 776 MHz; Duty Cycle: 1:1
Medium parameters used (interpolated): $f = 776$ MHz; $\sigma = 0.911$ mho/m; $\epsilon_r = 52.4$; $\rho = 1000$ kg/m³
Phantom section: Flat Section

DASY4 Configuration:

- Probe: EX3DV4 - SN3600 2016; ConvF(7.94, 7.94, 7.94); Calibrated: 27/04/2016
- Sensor-Surface: 4mm (Mechanical Surface Detection (Locations From Previous Scan Used)) Sensor-Surface: 4mm (Mechanical Surface Detection)
- Electronics: DAE4 Sn353 2016; Calibrated: 20/04/2016
- Phantom: ELI v5.0; Type: QDOVA002AA; Serial: TP:xxxx
- Measurement SW: DASY4, V4.5 Build 19; Postprocessing SW: SEMCAD, V1.8 Build 145

B2 Body, XL-185, 776MHz, ant 4450-01, bat 4010-01, Lotus/Area Scan (8x23x1): Measurement grid: dx=15mm, dy=15mm

[Info: Interpolated medium parameters used for SAR evaluation!](#)

Maximum value of SAR (measured) = 4.44 mW/g

B2 Body, XL-185, 776MHz, ant 4450-01, bat 4010-01, Lotus/Zoom Scan (5x5x7)/Cube 0: Measurement grid: dx=7.5mm, dy=7.5mm, dz=5mm


Reference Value = 35.2 V/m; Power Drift = -0.210 dB

Peak SAR (extrapolated) = 6.09 W/kg

SAR(1 g) = 4.43 mW/g; SAR(10 g) = 3.12 mW/g

[Info: Interpolated medium parameters used for SAR evaluation!](#)

Maximum value of SAR (measured) = 4.72 mW/g



Plot B3

Date/Time: 21/12/2016 10:30:17 AM

Test Laboratory: Celltech Labs

DUT: Harris XL-185; Type: PTT Radio Transceiver; Serial: 789-E00006 & 789-E00008
 Program Name: 835B

Communication System: Harris; Frequency: 798 MHz; Duty Cycle: 1:1
 Medium parameters used (interpolated): $f = 798 \text{ MHz}$; $\sigma = 0.93 \text{ mho/m}$; $\epsilon_r = 52$; $\rho = 1000 \text{ kg/m}^3$
 Phantom section: Flat Section

DASY4 Configuration:

- Probe: EX3DV4 - SN3600 2016; ConvF(7.94, 7.94, 7.94); Calibrated: 27/04/2016
- Sensor-Surface: 4mm (Mechanical Surface Detection (Locations From Previous Scan Used)) Sensor-Surface: 4mm (Mechanical Surface Detection)
- Electronics: DAE4 Sn353 2016; Calibrated: 20/04/2016
- Phantom: ELI v5.0; Type: QDOVA002AA; Serial: TP:xxxx
- Measurement SW: DASY4, V4.5 Build 19; Postprocessing SW: SEMCAD, V1.8 Build 145

B3 Body, XL-185, 798MHz, ant 4450-01, bat 4010-01, Lotus/Area Scan (8x23x1): Measurement grid: $dx=15\text{mm}$, $dy=15\text{mm}$

[Info: Interpolated medium parameters used for SAR evaluation!](#)

Maximum value of SAR (measured) = 4.13 mW/g

B3 Body, XL-185, 798MHz, ant 4450-01, bat 4010-01, Lotus/Zoom Scan (5x5x7)/Cube 0: Measurement grid: $dx=7.5\text{mm}$, $dy=7.5\text{mm}$, $dz=5\text{mm}$


Reference Value = 27.8 V/m; Power Drift = 0.085 dB

Peak SAR (extrapolated) = 5.19 W/kg

SAR(1 g) = 3.87 mW/g; SAR(10 g) = 2.77 mW/g

[Info: Interpolated medium parameters used for SAR evaluation!](#)

Maximum value of SAR (measured) = 4.11 mW/g



Plot B4

Date/Time: 21/12/2016 10:59:23 AM

Test Laboratory: Celltech Labs

DUT: Harris XL-185; Type: PTT Radio Transceiver; Serial: 789-E00006 & 789-E00008
Program Name: 835B

Communication System: Harris; Frequency: 806 MHz; Duty Cycle: 1:1
Medium parameters used (interpolated): $f = 806$ MHz; $\sigma = 0.931$ mho/m; $\epsilon_r = 52.2$; $\rho = 1000$ kg/m³
Phantom section: Flat Section

DASY4 Configuration:

- Probe: EX3DV4 - SN3600 2016; ConvF(7.94, 7.94, 7.94); Calibrated: 27/04/2016
- Sensor-Surface: 4mm (Mechanical Surface Detection (Locations From Previous Scan Used)) Sensor-Surface: 4mm (Mechanical Surface Detection)
- Electronics: DAE4 Sn353 2016; Calibrated: 20/04/2016
- Phantom: ELI v5.0; Type: QDOVA002AA; Serial: TP:xxxx
- Measurement SW: DASY4, V4.5 Build 19; Postprocessing SW: SEMCAD, V1.8 Build 145

B4 Body, XL-185, 806MHz, ant 4450-01, bat 4010-01, Lotus/Area Scan (8x23x1): Measurement grid: dx=15mm, dy=15mm

[Info: Interpolated medium parameters used for SAR evaluation!](#)

Maximum value of SAR (measured) = 5.70 mW/g

B4 Body, XL-185, 806MHz, ant 4450-01, bat 4010-01, Lotus/Zoom Scan (5x5x7)/Cube 0: Measurement grid: dx=7.5mm, dy=7.5mm, dz=5mm


Reference Value = 28.1 V/m; Power Drift = -0.090 dB

Peak SAR (extrapolated) = 7.10 W/kg

SAR(1 g) = 5.28 mW/g; SAR(10 g) = 3.79 mW/g

[Info: Interpolated medium parameters used for SAR evaluation!](#)

Maximum value of SAR (measured) = 5.60 mW/g



Plot B5

Date/Time: 21/12/2016 11:19:54 AM

Test Laboratory: Celltech Labs

DUT: Harris XL-185; Type: PTT Radio Transceiver; Serial: 789-E00006 & 789-E00008
Program Name: 835B

Communication System: Harris; Frequency: 816 MHz; Duty Cycle: 1:1
Medium parameters used (interpolated): $f = 816$ MHz; $\sigma = 0.942$ mho/m; $\epsilon_r = 51.8$; $\rho = 1000$ kg/m³
Phantom section: Flat Section

DASY4 Configuration:

- Probe: EX3DV4 - SN3600 2016; ConvF(7.94, 7.94, 7.94); Calibrated: 27/04/2016
- Sensor-Surface: 4mm (Mechanical Surface Detection (Locations From Previous Scan Used)) Sensor-Surface: 4mm (Mechanical Surface Detection)
- Electronics: DAE4 Sn353 2016; Calibrated: 20/04/2016
- Phantom: ELI v5.0; Type: QDOVA002AA; Serial: TP:xxxx
- Measurement SW: DASY4, V4.5 Build 19; Postprocessing SW: SEMCAD, V1.8 Build 145

B5 Body, XL-185, 816MHz, ant 4450-01, bat 4010-01, Lotus/Area Scan (8x23x1): Measurement grid: dx=15mm, dy=15mm

[Info: Interpolated medium parameters used for SAR evaluation!](#)

Maximum value of SAR (measured) = 6.01 mW/g

B5 Body, XL-185, 816MHz, ant 4450-01, bat 4010-01, Lotus/Zoom Scan (5x5x7)/Cube 0: Measurement grid: dx=7.5mm, dy=7.5mm, dz=5mm

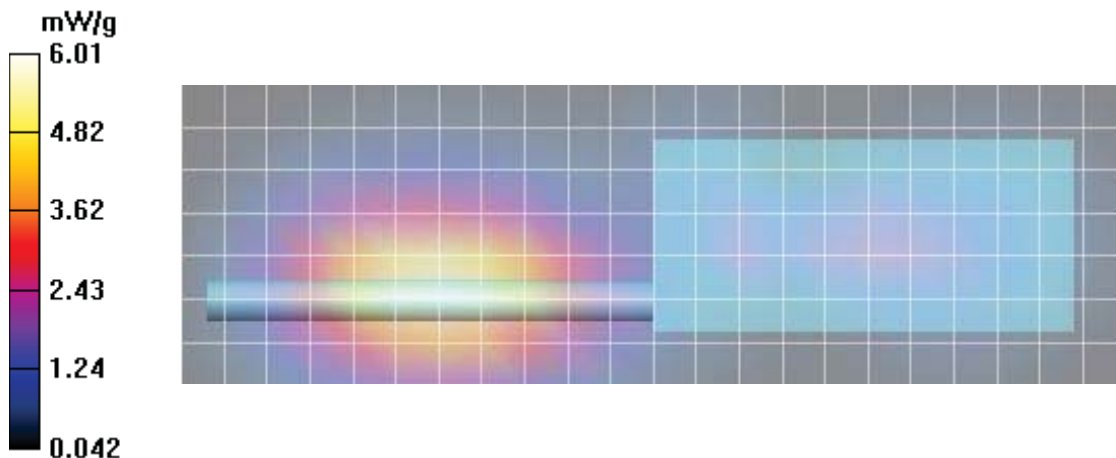
Reference Value = 32.6 V/m; Power Drift = -0.215 dB

Peak SAR (extrapolated) = 7.50 W/kg

SAR(1 g) = 5.57 mW/g; SAR(10 g) = 3.99 mW/g

[Info: Interpolated medium parameters used for SAR evaluation!](#)

Maximum value of SAR (measured) = 5.91 mW/g



Plot B6

Date/Time: 21/12/2016 11:41:15 AM

Test Laboratory: Celltech Labs

DUT: Harris XL-185; Type: PTT Radio Transceiver; Serial: 789-E00006 & 789-E00008
Program Name: 835B

Communication System: Harris; Frequency: 851 MHz; Duty Cycle: 1:1
Medium parameters used (interpolated): $f = 851 \text{ MHz}$; $\sigma = 0.982 \text{ mho/m}$; $\epsilon_r = 51.2$; $\rho = 1000 \text{ kg/m}^3$
Phantom section: Flat Section

DASY4 Configuration:

- Probe: EX3DV4 - SN3600 2016; ConvF(7.94, 7.94, 7.94); Calibrated: 27/04/2016
- Sensor-Surface: 4mm (Mechanical Surface Detection (Locations From Previous Scan Used)) Sensor-Surface: 4mm (Mechanical Surface Detection)
- Electronics: DAE4 Sn353 2016; Calibrated: 20/04/2016
- Phantom: ELI v5.0; Type: QDOVA002AA; Serial: TP:xxxx
- Measurement SW: DASY4, V4.5 Build 19; Postprocessing SW: SEMCAD, V1.8 Build 145

B6 Body, XL-185, 851MHz, ant 4450-01, bat 4010-01, Lotus/Area Scan (8x23x1): Measurement grid: $dx=15\text{mm}$, $dy=15\text{mm}$

[Info: Interpolated medium parameters used for SAR evaluation!](#)

Maximum value of SAR (measured) = 6.34 mW/g

B6 Body, XL-185, 851MHz, ant 4450-01, bat 4010-01, Lotus/Zoom Scan (5x5x7)/Cube 0: Measurement grid: $dx=7.5\text{mm}$, $dy=7.5\text{mm}$, $dz=5\text{mm}$


Reference Value = 35.0 V/m; Power Drift = -0.204 dB

Peak SAR (extrapolated) = 7.87 W/kg

SAR(1 g) = 5.81 mW/g; SAR(10 g) = 4.14 mW/g

[Info: Interpolated medium parameters used for SAR evaluation!](#)

Maximum value of SAR (measured) = 6.16 mW/g



Plot B7

Date/Time: 21/12/2016 12:04:11 PM

Test Laboratory: Celltech Labs

DUT: Harris XL-185; Type: PTT Radio Transceiver; Serial: 789-E00006 & 789-E00008
Program Name: 835B

Communication System: Harris; Frequency: 861 MHz; Duty Cycle: 1:1
Medium parameters used (interpolated): $f = 861 \text{ MHz}$; $\sigma = 0.99 \text{ mho/m}$; $\epsilon_r = 51.4$; $\rho = 1000 \text{ kg/m}^3$
Phantom section: Flat Section

DASY4 Configuration:

- Probe: EX3DV4 - SN3600 2016; ConvF(7.94, 7.94, 7.94); Calibrated: 27/04/2016
- Sensor-Surface: 4mm (Mechanical Surface Detection (Locations From Previous Scan Used)) Sensor-Surface: 4mm (Mechanical Surface Detection)
- Electronics: DAE4 Sn353 2016; Calibrated: 20/04/2016
- Phantom: ELI v5.0; Type: QDOVA002AA; Serial: TP:xxxx
- Measurement SW: DASY4, V4.5 Build 19; Postprocessing SW: SEMCAD, V1.8 Build 145

B7 Body, XL-185, 861MHz, ant 4450-01, bat 4010-01, Lotus/Area Scan (8x23x1): Measurement grid: dx=15mm, dy=15mm

[Info: Interpolated medium parameters used for SAR evaluation!](#)

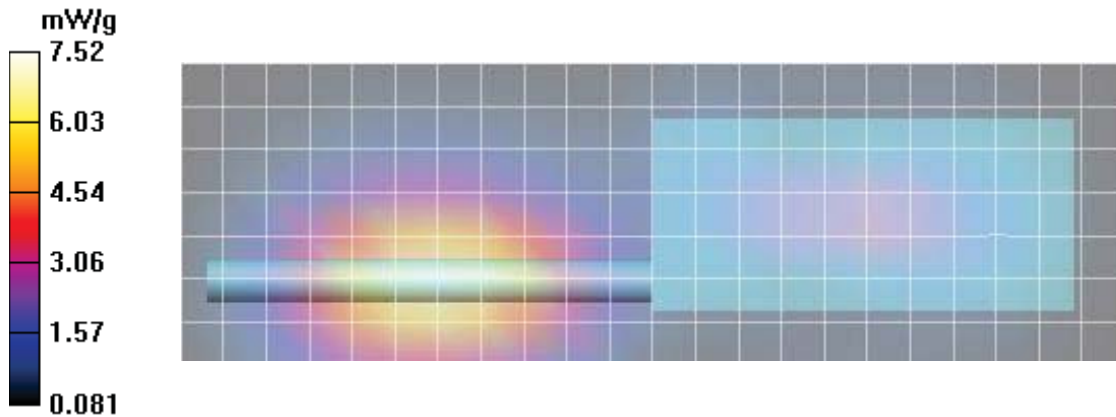
Maximum value of SAR (measured) = 7.52 mW/g

B7 Body, XL-185, 861MHz, ant 4450-01, bat 4010-01, Lotus/Zoom Scan (5x5x7)/Cube 0: Measurement grid: dx=7.5mm, dy=7.5mm, dz=5mm

Reference Value = 32.8 V/m; Power Drift = -0.208 dB

[Info: Interpolated medium parameters used for SAR evaluation!](#)

Maximum value of SAR (measured) = 7.17 mW/g



Plot B8

Date/Time: 21/12/2016 12:27:21 PM

Test Laboratory: Celltech Labs

DUT: Harris XL-185; Type: PTT Radio Transceiver; Serial: 789-E00006 & 789-E00008
Program Name: 835B

Communication System: Harris; Frequency: 896 MHz; Duty Cycle: 1:1
Medium parameters used (interpolated): $f = 896$ MHz; $\sigma = 1.02$ mho/m; $\epsilon_r = 51.1$; $\rho = 1000$ kg/m³
Phantom section: Flat Section

DASY4 Configuration:

- Probe: EX3DV4 - SN3600 2016; ConvF(7.94, 7.94, 7.94); Calibrated: 27/04/2016
- Sensor-Surface: 4mm (Mechanical Surface Detection (Locations From Previous Scan Used)) Sensor-Surface: 4mm (Mechanical Surface Detection)
- Electronics: DAE4 Sn353 2016; Calibrated: 20/04/2016
- Phantom: ELI v5.0; Type: QDOVA002AA; Serial: TP:xxxx
- Measurement SW: DASY4, V4.5 Build 19; Postprocessing SW: SEMCAD, V1.8 Build 145

B8 Body, XL-185, 896MHz, ant 4450-01, bat 4010-01, Lotus/Area Scan (8x23x1): Measurement grid: dx=15mm, dy=15mm

[Info: Interpolated medium parameters used for SAR evaluation!](#)

Maximum value of SAR (measured) = 10.2 mW/g

B8 Body, XL-185, 896MHz, ant 4450-01, bat 4010-01, Lotus/Zoom Scan (5x5x7)/Cube 0: Measurement grid: dx=7.5mm, dy=7.5mm, dz=5mm

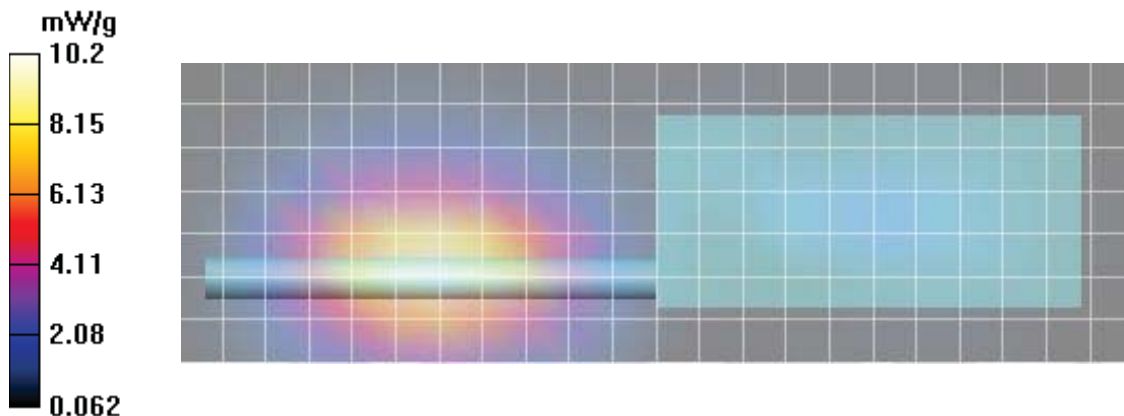
Reference Value = 26.2 V/m; Power Drift = -0.170 dB

Peak SAR (extrapolated) = 12.9 W/kg

SAR(1 g) = 9.36 mW/g; SAR(10 g) = 6.55 mW/g

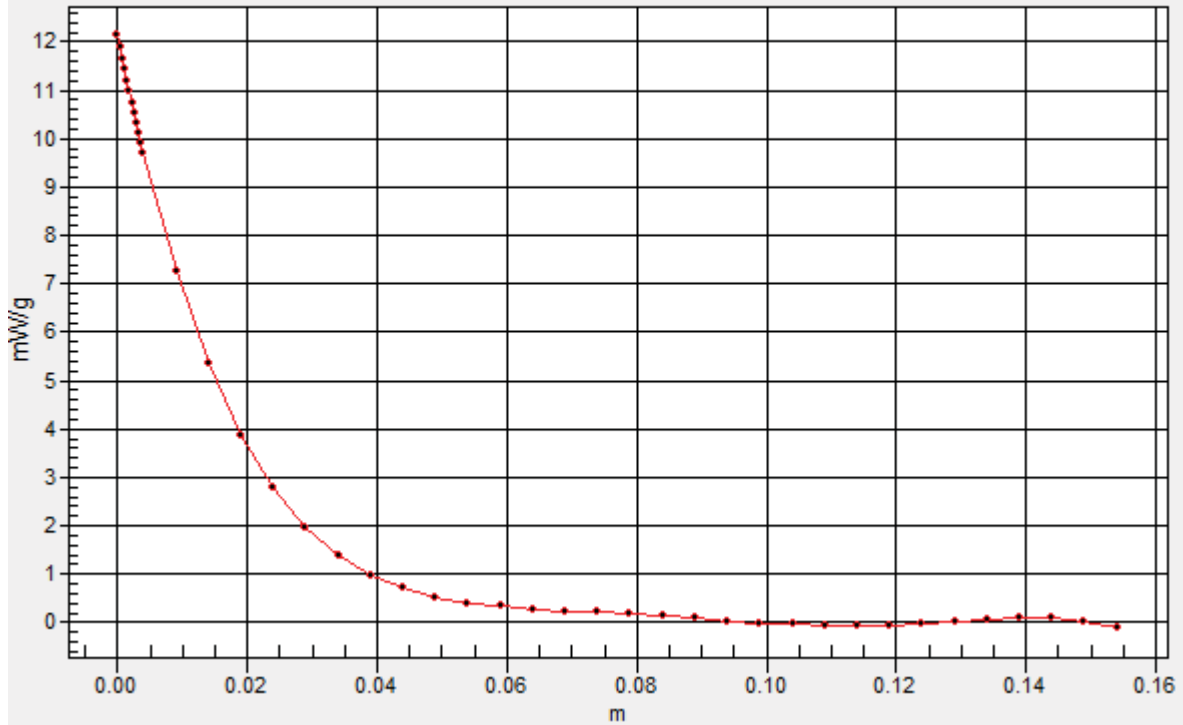
[Info: Interpolated medium parameters used for SAR evaluation!](#)

Maximum value of SAR (measured) = 9.95 mW/g



Interpolated SAR(x,y,z,f0)

SAR; Z Scan: Value Along Z, X=0, Y=0



Plot B9

Date/Time: 21/12/2016 2:56:44 PM

Test Laboratory: Celltech Labs

DUT: Harris XL-185; Type: PTT Radio Transceiver; Serial: 789-E00006 & 789-E00008
 Program Name: 835B

Communication System: Harris; Frequency: 901 MHz; Duty Cycle: 1:1
 Medium parameters used (interpolated): $f = 901 \text{ MHz}$; $\sigma = 1.04 \text{ mho/m}$; $\epsilon_r = 51$; $\rho = 1000 \text{ kg/m}^3$
 Phantom section: Flat Section

DASY4 Configuration:

- Probe: EX3DV4 - SN3600 2016; ConvF(7.94, 7.94, 7.94); Calibrated: 27/04/2016
- Sensor-Surface: 4mm (Mechanical Surface Detection (Locations From Previous Scan Used)) Sensor-Surface: 4mm (Mechanical Surface Detection)
- Electronics: DAE4 Sn353 2016; Calibrated: 20/04/2016
- Phantom: ELI v5.0; Type: QDOVA002AA; Serial: TP:xxxx
- Measurement SW: DASY4, V4.5 Build 19; Postprocessing SW: SEMCAD, V1.8 Build 145

B9 Body, XL-185, 901MHz, ant 4450-01, bat 4010-01, Lotus/Area Scan (8x23x1): Measurement grid: $dx=15\text{mm}$, $dy=15\text{mm}$

[Info: Interpolated medium parameters used for SAR evaluation!](#)

Maximum value of SAR (measured) = 9.60 mW/g

B9 Body, XL-185, 901MHz, ant 4450-01, bat 4010-01, Lotus/Zoom Scan (5x5x7)/Cube 0: Measurement grid: $dx=7.5\text{mm}$, $dy=7.5\text{mm}$, $dz=5\text{mm}$

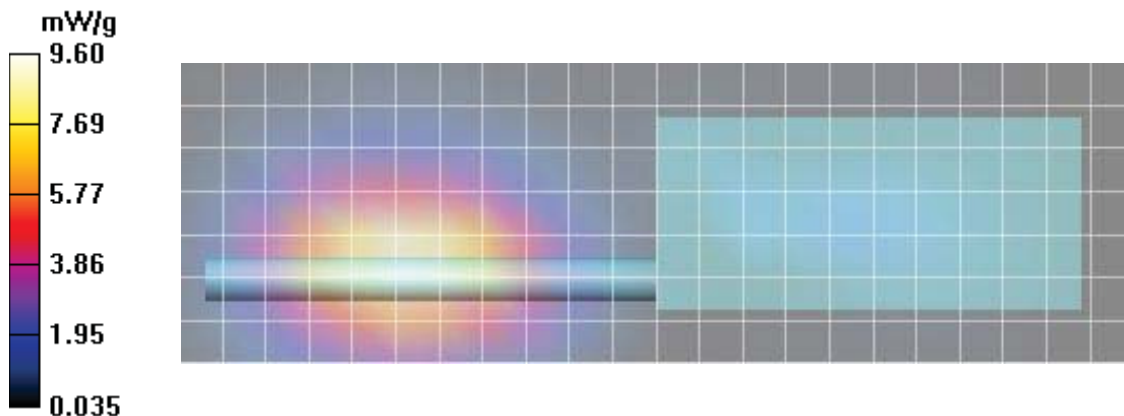
Reference Value = 21.3 V/m; Power Drift = -0.202 dB

Peak SAR (extrapolated) = 12.5 W/kg

SAR(1 g) = 9.08 mW/g; SAR(10 g) = 6.37 mW/g

[Info: Interpolated medium parameters used for SAR evaluation!](#)

Maximum value of SAR (measured) = 9.64 mW/g



Plot B10

Date/Time: 21/12/2016 2:18:32 PM

Test Laboratory: Celltech Labs

DUT: Harris XL-185; Type: PTT Radio Transceiver; Serial: 789-E00006 & 789-E00008
Program Name: 835B

Communication System: Harris; Frequency: 935 MHz; Duty Cycle: 1:1
Medium parameters used: $f = 935 \text{ MHz}$; $\sigma = 1.07 \text{ mho/m}$; $\epsilon_r = 50.5$; $\rho = 1000 \text{ kg/m}^3$
Phantom section: Flat Section

DASY4 Configuration:

- Probe: EX3DV4 - SN3600 2016; ConvF(7.94, 7.94, 7.94); Calibrated: 27/04/2016
- Sensor-Surface: 4mm (Mechanical Surface Detection (Locations From Previous Scan Used)) Sensor-Surface: 4mm (Mechanical Surface Detection)
- Electronics: DAE4 Sn353 2016; Calibrated: 20/04/2016
- Phantom: ELI v5.0; Type: QDOVA002AA; Serial: TP:xxxx
- Measurement SW: DASY4, V4.5 Build 19; Postprocessing SW: SEMCAD, V1.8 Build 145

B10 Body, XL-185, 935MHz, ant 4450-01, bat 4010-01, Lotus/Area Scan (8x23x1): Measurement grid: $dx=15\text{mm}$, $dy=15\text{mm}$
Maximum value of SAR (measured) = 9.74 mW/g

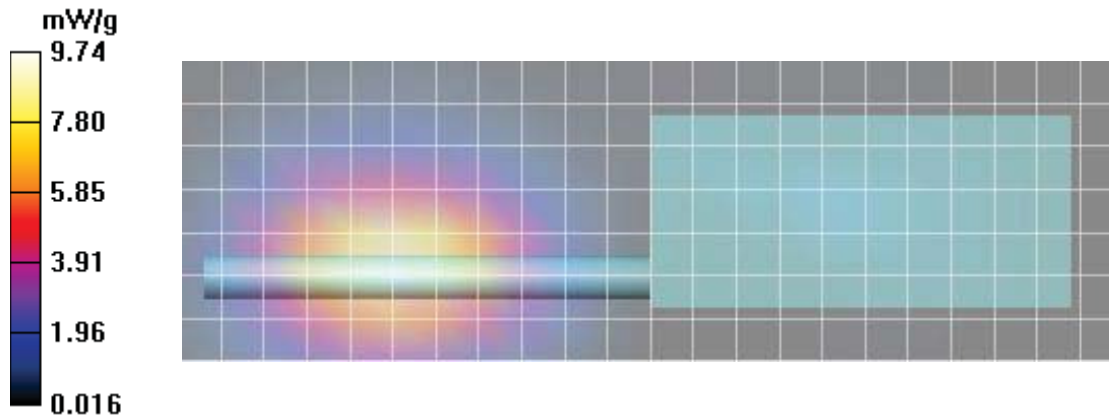
B10 Body, XL-185, 935MHz, ant 4450-01, bat 4010-01, Lotus/Zoom Scan (5x5x7)/Cube 0: Measurement grid: $dx=7.5\text{mm}$, $dy=7.5\text{mm}$, $dz=5\text{mm}$

Reference Value = 16.1 V/m; Power Drift = -0.217 dB

Peak SAR (extrapolated) = 12.3 W/kg

SAR(1 g) = 8.86 mW/g; SAR(10 g) = 6.15 mW/g

Maximum value of SAR (measured) = 9.46 mW/g



Plot B12

Date/Time: 21/12/2016 3:51:12 PM

Test Laboratory: Celltech Labs

DUT: Harris XL-185; Type: PTT Radio Transceiver; Serial: 789-E00006 & 789-E00008
Program Name: 835B

Communication System: Harris; Frequency: 896 MHz; Duty Cycle: 1:1
Medium parameters used (interpolated): $f = 896 \text{ MHz}$; $\sigma = 1.02 \text{ mho/m}$; $\epsilon_r = 51.1$; $\rho = 1000 \text{ kg/m}^3$
Phantom section: Flat Section

DASY4 Configuration:

- Probe: EX3DV4 - SN3600 2016; ConvF(7.94, 7.94, 7.94); Calibrated: 27/04/2016
- Sensor-Surface: 4mm (Mechanical Surface Detection (Locations From Previous Scan Used)) Sensor-Surface: 4mm (Mechanical Surface Detection)
- Electronics: DAE4 Sn353 2016; Calibrated: 20/04/2016
- Phantom: ELI v5.0; Type: QDOVA002AA; Serial: TP:xxxx
- Measurement SW: DASY4, V4.5 Build 19; Postprocessing SW: SEMCAD, V1.8 Build 145

B12 w/c Body, XL-185, 896MHz, ant 4450-01, bat 4010-04, Lotus/Area Scan (8x23x1): Measurement grid: dx=15mm, dy=15mm

[Info: Interpolated medium parameters used for SAR evaluation!](#)

Maximum value of SAR (measured) = 9.48 mW/g

B12 w/c Body, XL-185, 896MHz, ant 4450-01, bat 4010-04, Lotus/Zoom Scan (5x5x7)/Cube 0: Measurement grid: dx=7.5mm, dy=7.5mm, dz=5mm

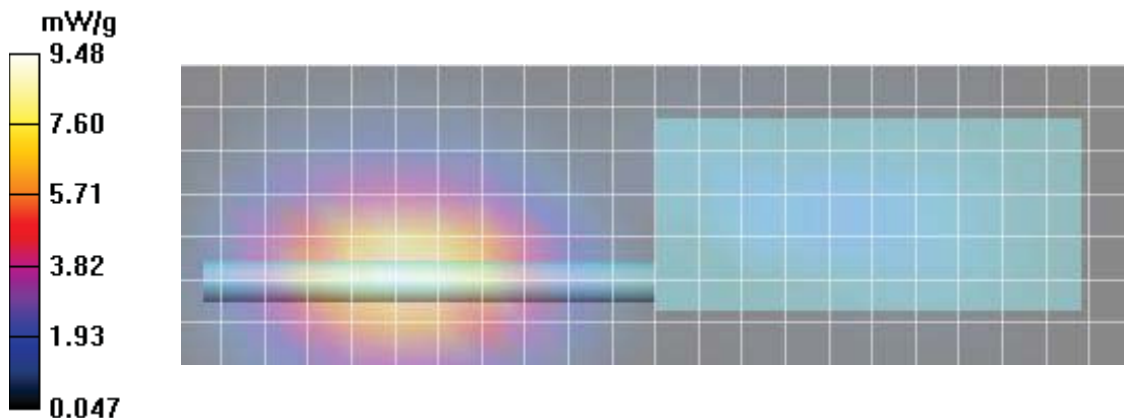
Reference Value = 22.6 V/m; Power Drift = -0.134 dB

Peak SAR (extrapolated) = 12.2 W/kg

SAR(1 g) = 8.81 mW/g; SAR(10 g) = 6.16 mW/g

[Info: Interpolated medium parameters used for SAR evaluation!](#)

Maximum value of SAR (measured) = 9.39 mW/g



Plot B13

Date/Time: 22/12/2016 12:25:27 PM

Test Laboratory: Celltech Labs

DUT: Harris XL-185; Type: PTT Radio Transceiver; Serial: 789-E00006 & 789-E00008
Program Name: 835B

Communication System: Harris; Frequency: 768 MHz; Duty Cycle: 1:1
Medium parameters used (interpolated): $f = 768 \text{ MHz}$; $\sigma = 0.903 \text{ mho/m}$; $\epsilon_r = 52.3$; $\rho = 1000 \text{ kg/m}^3$
Phantom section: Flat Section

DASY4 Configuration:

- Probe: EX3DV4 - SN3600 2016; ConvF(7.94, 7.94, 7.94); Calibrated: 27/04/2016
- Sensor-Surface: 4mm (Mechanical Surface Detection (Locations From Previous Scan Used)) Sensor-Surface: 4mm (Mechanical Surface Detection)
- Electronics: DAE4 Sn353 2016; Calibrated: 20/04/2016
- Phantom: ELI v5.0; Type: QDOVA002AA; Serial: TP:xxxx
- Measurement SW: DASY4, V4.5 Build 19; Postprocessing SW: SEMCAD, V1.8 Build 145

B13 Body, XL-185, 768MHz, ant 4450-02, bat 4010-01, Lotus/Area Scan (8x19x1): Measurement grid: dx=15mm, dy=15mm

[Info: Interpolated medium parameters used for SAR evaluation!](#)

Maximum value of SAR (measured) = 5.07 mW/g

B13 Body, XL-185, 768MHz, ant 4450-02, bat 4010-01, Lotus/Zoom Scan (5x5x7)/Cube 0: Measurement grid: dx=7.5mm, dy=7.5mm, dz=5mm

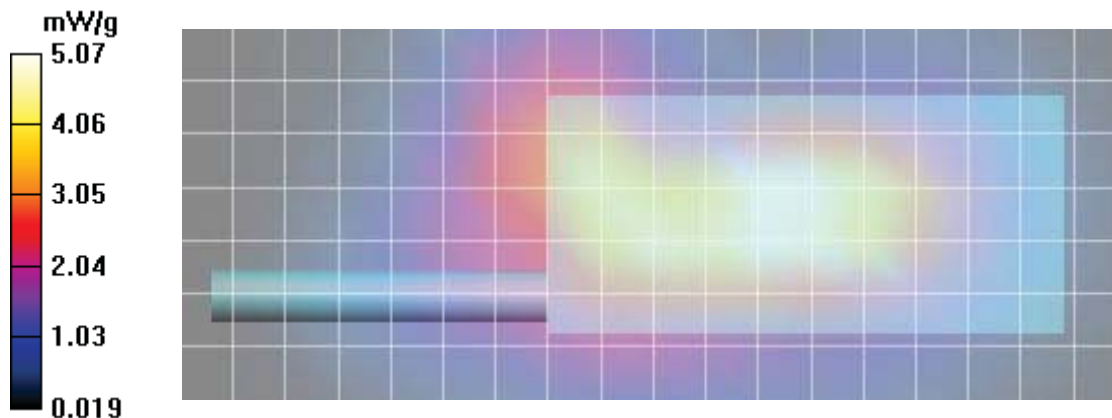
Reference Value = 54.3 V/m; Power Drift = -0.021 dB

Peak SAR (extrapolated) = 7.23 W/kg

SAR(1 g) = 5.3 mW/g; SAR(10 g) = 3.77 mW/g

[Info: Interpolated medium parameters used for SAR evaluation!](#)

Maximum value of SAR (measured) = 5.64 mW/g



Plot B14

Date/Time: 22/12/2016 12:46:21 PM

Test Laboratory: Celltech Labs

DUT: Harris XL-185; Type: PTT Radio Transceiver; Serial: 789-E00006 & 789-E00008
Program Name: 835B

Communication System: Harris; Frequency: 776 MHz; Duty Cycle: 1:1
Medium parameters used (interpolated): $f = 776$ MHz; $\sigma = 0.911$ mho/m; $\epsilon_r = 52.4$; $\rho = 1000$ kg/m³
Phantom section: Flat Section

DASY4 Configuration:

- Probe: EX3DV4 - SN3600 2016; ConvF(7.94, 7.94, 7.94); Calibrated: 27/04/2016
- Sensor-Surface: 4mm (Mechanical Surface Detection (Locations From Previous Scan Used)) Sensor-Surface: 4mm (Mechanical Surface Detection)
- Electronics: DAE4 Sn353 2016; Calibrated: 20/04/2016
- Phantom: ELI v5.0; Type: QDOVA002AA; Serial: TP:xxxx
- Measurement SW: DASY4, V4.5 Build 19; Postprocessing SW: SEMCAD, V1.8 Build 145

B14 Body, XL-185, 776MHz, ant 4450-02, bat 4010-01, Lotus/Area Scan (8x19x1): Measurement grid: dx=15mm, dy=15mm

[Info: Interpolated medium parameters used for SAR evaluation!](#)

Maximum value of SAR (measured) = 6.46 mW/g

B14 Body, XL-185, 776MHz, ant 4450-02, bat 4010-01, Lotus/Zoom Scan (5x5x7)/Cube 0: Measurement grid: dx=7.5mm, dy=7.5mm, dz=5mm

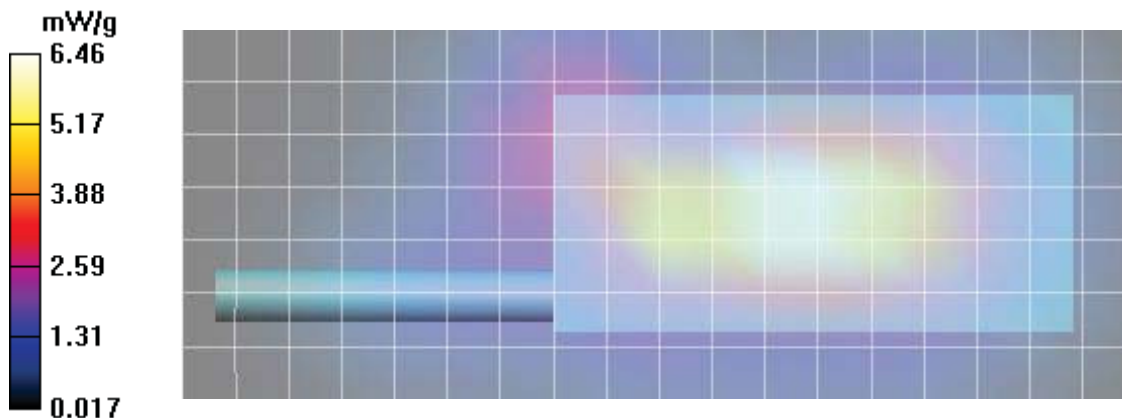
Reference Value = 44.4 V/m; Power Drift = -0.056 dB

Peak SAR (extrapolated) = 8.96 W/kg

SAR(1 g) = 6.62 mW/g; SAR(10 g) = 4.7 mW/g

[Info: Interpolated medium parameters used for SAR evaluation!](#)

Maximum value of SAR (measured) = 7.07 mW/g



Plot B15

Date/Time: 22/12/2016 1:05:07 PM

Test Laboratory: Celltech Labs

DUT: Harris XL-185; Type: PTT Radio Transceiver; Serial: 789-E00006 & 789-E00008
Program Name: 835B

Communication System: Harris; Frequency: 798 MHz; Duty Cycle: 1:1
Medium parameters used (interpolated): $f = 798 \text{ MHz}$; $\sigma = 0.93 \text{ mho/m}$; $\epsilon_r = 52$; $\rho = 1000 \text{ kg/m}^3$
Phantom section: Flat Section

DASY4 Configuration:

- Probe: EX3DV4 - SN3600 2016; ConvF(7.94, 7.94, 7.94); Calibrated: 27/04/2016
- Sensor-Surface: 4mm (Mechanical Surface Detection (Locations From Previous Scan Used)) Sensor-Surface: 4mm (Mechanical Surface Detection)
- Electronics: DAE4 Sn353 2016; Calibrated: 20/04/2016
- Phantom: ELI v5.0; Type: QDOVA002AA; Serial: TP:xxxx
- Measurement SW: DASY4, V4.5 Build 19; Postprocessing SW: SEMCAD, V1.8 Build 145

B15 Body, XL-185, 798MHz, ant 4450-02, bat 4010-01, Lotus/Area Scan (8x19x1): Measurement grid: dx=15mm, dy=15mm

[Info: Interpolated medium parameters used for SAR evaluation!](#)

Maximum value of SAR (measured) = 7.83 mW/g

B15 Body, XL-185, 798MHz, ant 4450-02, bat 4010-01, Lotus/Zoom Scan (5x5x7)/Cube 0: Measurement grid: dx=7.5mm, dy=7.5mm, dz=5mm


Reference Value = 42.7 V/m; Power Drift = 0.055 dB

Peak SAR (extrapolated) = 10.5 W/kg

SAR(1 g) = 7.67 mW/g; SAR(10 g) = 5.35 mW/g

[Info: Interpolated medium parameters used for SAR evaluation!](#)

Maximum value of SAR (measured) = 8.13 mW/g



Plot B16

Date/Time: 22/12/2016 1:20:59 PM

Test Laboratory: Celltech Labs

DUT: Harris XL-185; Type: PTT Radio Transceiver; Serial: 789-E00006 & 789-E00008
Program Name: 835B

Communication System: Harris; Frequency: 806 MHz; Duty Cycle: 1:1
Medium parameters used (interpolated): $f = 806$ MHz; $\sigma = 0.931$ mho/m; $\epsilon_r = 52.2$; $\rho = 1000$ kg/m³
Phantom section: Flat Section

DASY4 Configuration:

- Probe: EX3DV4 - SN3600 2016; ConvF(7.94, 7.94, 7.94); Calibrated: 27/04/2016
- Sensor-Surface: 4mm (Mechanical Surface Detection (Locations From Previous Scan Used)) Sensor-Surface: 4mm (Mechanical Surface Detection)
- Electronics: DAE4 Sn353 2016; Calibrated: 20/04/2016
- Phantom: ELI v5.0; Type: QDOVA002AA; Serial: TP:xxxx
- Measurement SW: DASY4, V4.5 Build 19; Postprocessing SW: SEMCAD, V1.8 Build 145

B16 Body, XL-185, 806MHz, ant 4450-02, bat 4010-01, Lotus/Area Scan (8x19x1): Measurement grid: dx=15mm, dy=15mm

[Info: Interpolated medium parameters used for SAR evaluation!](#)

Maximum value of SAR (measured) = 9.61 mW/g

B16 Body, XL-185, 806MHz, ant 4450-02, bat 4010-01, Lotus/Zoom Scan (5x5x7)/Cube 0: Measurement grid: dx=7.5mm, dy=7.5mm, dz=5mm


Reference Value = 49.2 V/m; Power Drift = -0.080 dB

Peak SAR (extrapolated) = 13.0 W/kg

SAR(1 g) = 9.41 mW/g; SAR(10 g) = 6.52 mW/g

[Info: Interpolated medium parameters used for SAR evaluation!](#)

Maximum value of SAR (measured) = 9.99 mW/g



Plot B17

Date/Time: 22/12/2016 1:40:19 PM

Test Laboratory: Celltech Labs

DUT: Harris XL-185; Type: PTT Radio Transceiver; Serial: 789-E00006 & 789-E00008
Program Name: 835B

Communication System: Harris; Frequency: 816 MHz; Duty Cycle: 1:1
Medium parameters used (interpolated): $f = 816$ MHz; $\sigma = 0.942$ mho/m; $\epsilon_r = 51.8$; $\rho = 1000$ kg/m³
Phantom section: Flat Section

DASY4 Configuration:

- Probe: EX3DV4 - SN3600 2016; ConvF(7.94, 7.94, 7.94); Calibrated: 27/04/2016
- Sensor-Surface: 4mm (Mechanical Surface Detection (Locations From Previous Scan Used)) Sensor-Surface: 4mm (Mechanical Surface Detection)
- Electronics: DAE4 Sn353 2016; Calibrated: 20/04/2016
- Phantom: ELI v5.0; Type: QDOVA002AA; Serial: TP:xxxx
- Measurement SW: DASY4, V4.5 Build 19; Postprocessing SW: SEMCAD, V1.8 Build 145

B17 Body, XL-185, 816MHz, ant 4450-02, bat 4010-01, Lotus/Area Scan (8x19x1): Measurement grid: dx=15mm, dy=15mm

[Info: Interpolated medium parameters used for SAR evaluation!](#)

Maximum value of SAR (measured) = 7.01 mW/g

B17 Body, XL-185, 816MHz, ant 4450-02, bat 4010-01, Lotus/Zoom Scan (5x5x7)/Cube 0: Measurement grid: dx=7.5mm, dy=7.5mm, dz=5mm

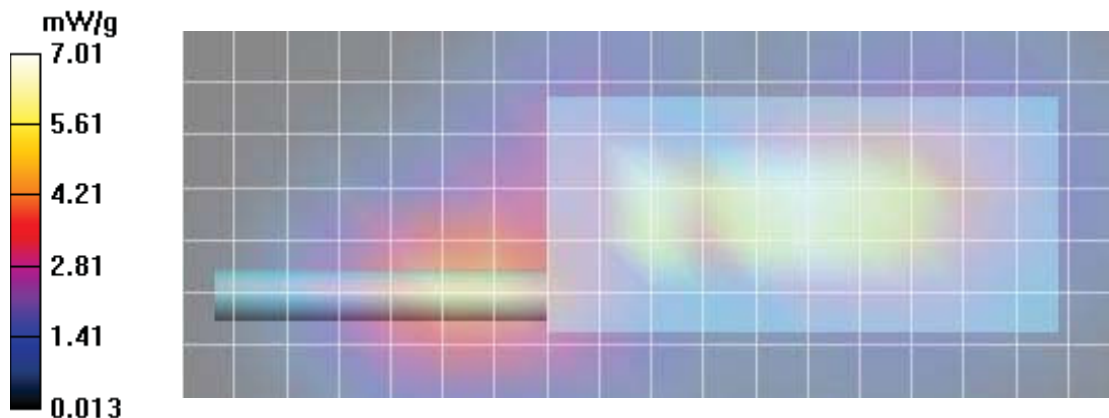
Reference Value = 55.8 V/m; Power Drift = -0.126 dB

Peak SAR (extrapolated) = 10.1 W/kg

SAR(1 g) = 7.29 mW/g; SAR(10 g) = 5.04 mW/g

[Info: Interpolated medium parameters used for SAR evaluation!](#)

Maximum value of SAR (measured) = 7.74 mW/g



Plot B18

Date/Time: 22/12/2016 2:43:49 PM

Test Laboratory: Celltech Labs

DUT: Harris XL-185; Type: PTT Radio Transceiver; Serial: 789-E00006 & 789-E00008
Program Name: 835B

Communication System: Harris; Frequency: 851 MHz; Duty Cycle: 1:1
Medium parameters used (interpolated): $f = 851 \text{ MHz}$; $\sigma = 0.982 \text{ mho/m}$; $\epsilon_r = 51.2$; $\rho = 1000 \text{ kg/m}^3$
Phantom section: Flat Section

DASY4 Configuration:

- Probe: EX3DV4 - SN3600 2016; ConvF(7.94, 7.94, 7.94); Calibrated: 27/04/2016
- Sensor-Surface: 4mm (Mechanical Surface Detection (Locations From Previous Scan Used)) Sensor-Surface: 4mm (Mechanical Surface Detection)
- Electronics: DAE4 Sn353 2016; Calibrated: 20/04/2016
- Phantom: ELI v5.0; Type: QDOVA002AA; Serial: TP:xxxx
- Measurement SW: DASY4, V4.5 Build 19; Postprocessing SW: SEMCAD, V1.8 Build 145

B18 Body, XL-185, 851MHz, ant 4450-02, bat 4010-01, Lotus/Area Scan (8x19x1): Measurement grid: dx=15mm, dy=15mm

[Info: Interpolated medium parameters used for SAR evaluation!](#)

Maximum value of SAR (measured) = 9.16 mW/g

B18 Body, XL-185, 851MHz, ant 4450-02, bat 4010-01, Lotus/Zoom Scan (5x5x7)/Cube 0: Measurement grid: dx=7.5mm, dy=7.5mm, dz=5mm


Reference Value = 56.8 V/m; Power Drift = -0.117 dB

Peak SAR (extrapolated) = 13.6 W/kg

SAR(1 g) = 9.89 mW/g; SAR(10 g) = 6.72 mW/g

[Info: Interpolated medium parameters used for SAR evaluation!](#)

Maximum value of SAR (measured) = 10.6 mW/g



Plot B19

Date/Time: 22/12/2016 3:03:38 PM

Test Laboratory: Celltech Labs

DUT: Harris XL-185; Type: PTT Radio Transceiver; Serial: 789-E00006 & 789-E00008
Program Name: 835B

Communication System: Harris; Frequency: 861 MHz; Duty Cycle: 1:1
Medium parameters used (interpolated): $f = 861$ MHz; $\sigma = 0.99$ mho/m; $\epsilon_r = 51.4$; $\rho = 1000$ kg/m³
Phantom section: Flat Section

DASY4 Configuration:

- Probe: EX3DV4 - SN3600 2016; ConvF(7.94, 7.94, 7.94); Calibrated: 27/04/2016
- Sensor-Surface: 4mm (Mechanical Surface Detection (Locations From Previous Scan Used)) Sensor-Surface: 4mm (Mechanical Surface Detection)
- Electronics: DAE4 Sn353 2016; Calibrated: 20/04/2016
- Phantom: ELI v5.0; Type: QDOVA002AA; Serial: TP:xxxx
- Measurement SW: DASY4, V4.5 Build 19; Postprocessing SW: SEMCAD, V1.8 Build 145

B19 Body, XL-185, 861MHz, ant 4450-02, bat 4010-01, Lotus/Area Scan (8x19x1): Measurement grid: dx=15mm, dy=15mm

[Info: Interpolated medium parameters used for SAR evaluation!](#)

Maximum value of SAR (measured) = 9.68 mW/g

B19 Body, XL-185, 861MHz, ant 4450-02, bat 4010-01, Lotus/Zoom Scan (5x5x7)/Cube 0: Measurement grid: dx=7.5mm, dy=7.5mm, dz=5mm


Reference Value = 56.6 V/m; Power Drift = -0.145 dB

Peak SAR (extrapolated) = 13.9 W/kg

SAR(1 g) = 10.1 mW/g; SAR(10 g) = 6.9 mW/g

[Info: Interpolated medium parameters used for SAR evaluation!](#)

Maximum value of SAR (measured) = 10.8 mW/g



Plot B20

Date/Time: 22/12/2016 3:24:18 PM

Test Laboratory: Celltech Labs

DUT: Harris XL-185; Type: PTT Radio Transceiver; Serial: 789-E00006 & 789-E00008
Program Name: 835B

Communication System: Harris; Frequency: 896 MHz; Duty Cycle: 1:1
Medium parameters used (interpolated): $f = 896 \text{ MHz}$; $\sigma = 1.02 \text{ mho/m}$; $\epsilon_r = 51.1$; $\rho = 1000 \text{ kg/m}^3$
Phantom section: Flat Section

DASY4 Configuration:

- Probe: EX3DV4 - SN3600 2016; ConvF(7.94, 7.94, 7.94); Calibrated: 27/04/2016
- Sensor-Surface: 4mm (Mechanical Surface Detection (Locations From Previous Scan Used)) Sensor-Surface: 4mm (Mechanical Surface Detection)
- Electronics: DAE4 Sn353 2016; Calibrated: 20/04/2016
- Phantom: ELI v5.0; Type: QDOVA002AA; Serial: TP:xxxx
- Measurement SW: DASY4, V4.5 Build 19; Postprocessing SW: SEMCAD, V1.8 Build 145

B20 Body, XL-185, 896MHz, ant 4450-02, bat 4010-01, Lotus/Area Scan (8x19x1): Measurement grid: dx=15mm, dy=15mm

[Info: Interpolated medium parameters used for SAR evaluation!](#)

Maximum value of SAR (measured) = 10.4 mW/g

B20 Body, XL-185, 896MHz, ant 4450-02, bat 4010-01, Lotus/Zoom Scan (5x5x7)/Cube 0: Measurement grid: dx=7.5mm, dy=7.5mm, dz=5mm


Reference Value = 53.1 V/m; Power Drift = -0.219 dB

Peak SAR (extrapolated) = 15.0 W/kg

SAR(1 g) = 10.7 mW/g; SAR(10 g) = 7.14 mW/g

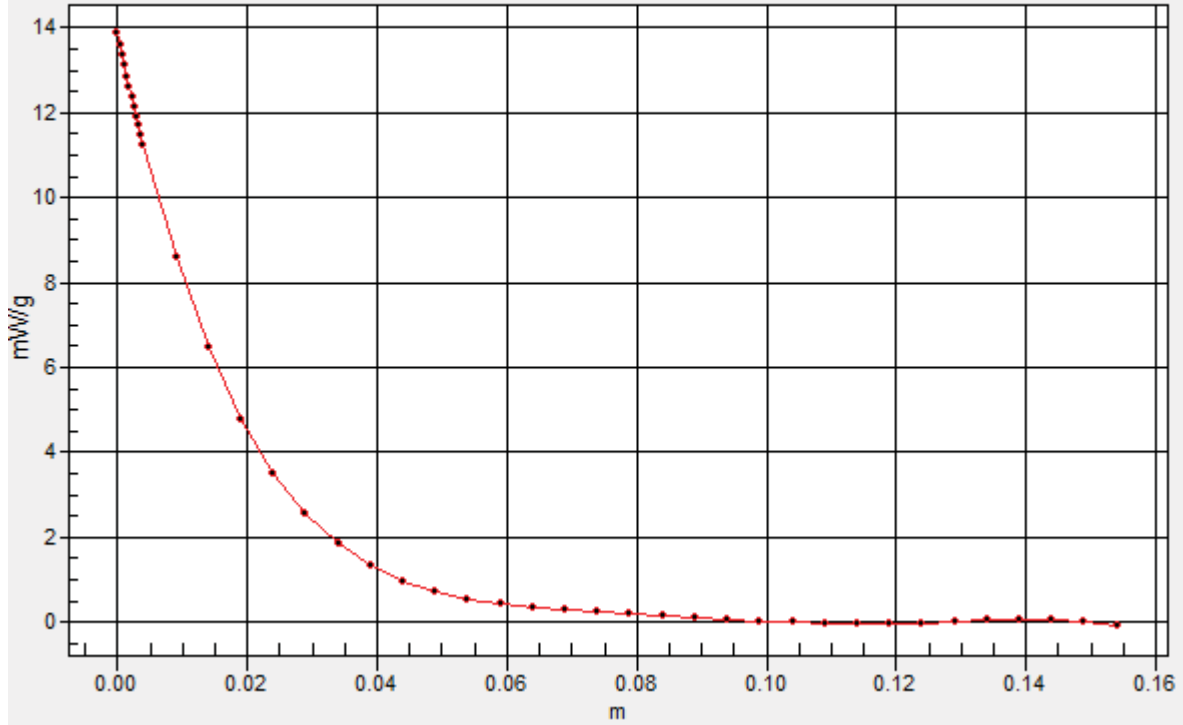
[Info: Interpolated medium parameters used for SAR evaluation!](#)

Maximum value of SAR (measured) = 11.5 mW/g



Interpolated SAR(x,y,z,f0)

SAR; Z Scan: Value Along Z, X=0, Y=0



Plot B21

Date/Time: 22/12/2016 3:43:44 PM

Test Laboratory: Celltech Labs

DUT: Harris XL-185; Type: PTT Radio Transceiver; Serial: 789-E00006 & 789-E00008
Program Name: 835B

Communication System: Harris; Frequency: 901 MHz; Duty Cycle: 1:1
Medium parameters used (interpolated): $f = 901$ MHz; $\sigma = 1.04$ mho/m; $\epsilon_r = 51$; $\rho = 1000$ kg/m³
Phantom section: Flat Section

DASY4 Configuration:

- Probe: EX3DV4 - SN3600 2016; ConvF(7.94, 7.94, 7.94); Calibrated: 27/04/2016
- Sensor-Surface: 4mm (Mechanical Surface Detection (Locations From Previous Scan Used)) Sensor-Surface: 4mm (Mechanical Surface Detection)
- Electronics: DAE4 Sn353 2016; Calibrated: 20/04/2016
- Phantom: ELI v5.0; Type: QDOVA002AA; Serial: TP:xxxx
- Measurement SW: DASY4, V4.5 Build 19; Postprocessing SW: SEMCAD, V1.8 Build 145

B21 Body, XL-185, 901MHz, ant 4450-02, bat 4010-01, Lotus/Area Scan (8x19x1): Measurement grid: dx=15mm, dy=15mm

[Info: Interpolated medium parameters used for SAR evaluation!](#)

Maximum value of SAR (measured) = 10.2 mW/g

B21 Body, XL-185, 901MHz, ant 4450-02, bat 4010-01, Lotus/Zoom Scan (5x5x7)/Cube 0: Measurement grid: dx=7.5mm, dy=7.5mm, dz=5mm

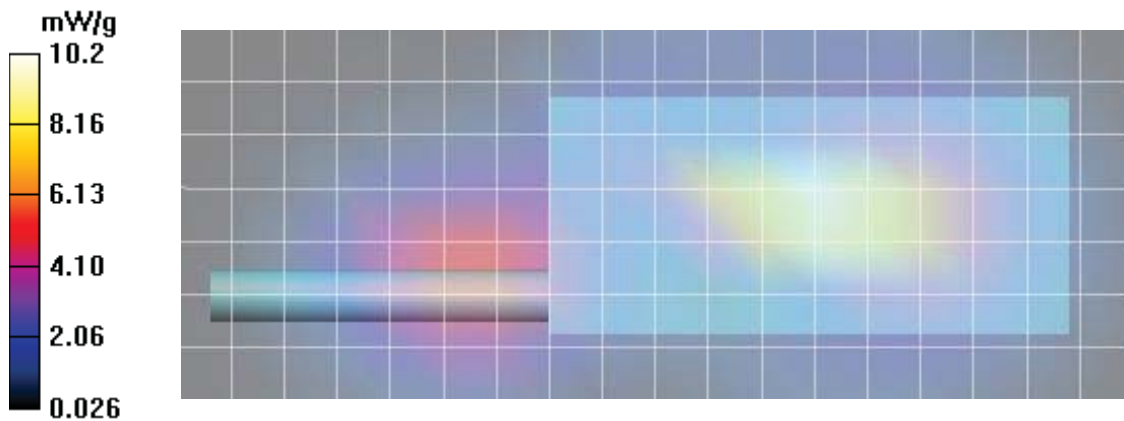
Reference Value = 55.2 V/m; Power Drift = -0.200 dB

Peak SAR (extrapolated) = 15.0 W/kg

SAR(1 g) = 10.7 mW/g; SAR(10 g) = 7.08 mW/g

[Info: Interpolated medium parameters used for SAR evaluation!](#)

Maximum value of SAR (measured) = 11.4 mW/g



Plot B22

Date/Time: 23/12/2016 9:08:00 AM

Test Laboratory: The name of your organization

DUT: Harris XL-185; Type: PTT Radio Transceiver; Serial: 789-E00006 & 789-E00008
Program Name: 835B

Communication System: Harris; Frequency: 935 MHz; Duty Cycle: 1:1
Medium parameters used: $f = 935 \text{ MHz}$; $\sigma = 1.07 \text{ mho/m}$; $\epsilon_r = 50.5$; $\rho = 1000 \text{ kg/m}^3$
Phantom section: Flat Section

DASY4 Configuration:

- Probe: EX3DV4 - SN3600 2016; ConvF(7.94, 7.94, 7.94); Calibrated: 27/04/2016
- Sensor-Surface: 4mm (Mechanical Surface Detection (Locations From Previous Scan Used)) Sensor-Surface: 4mm (Mechanical Surface Detection)
- Electronics: DAE4 Sn353 2016; Calibrated: 20/04/2016
- Phantom: ELI v5.0; Type: QDOVA002AA; Serial: TP:xxxx
- Measurement SW: DASY4, V4.5 Build 19; Postprocessing SW: SEMCAD, V1.8 Build 145

B22 Body, XL-185, 935MHz, ant 4450-02, bat 4010-01, Lotus/Area Scan (8x19x1): Measurement grid: $dx=15\text{mm}$, $dy=15\text{mm}$
Maximum value of SAR (measured) = 8.09 mW/g

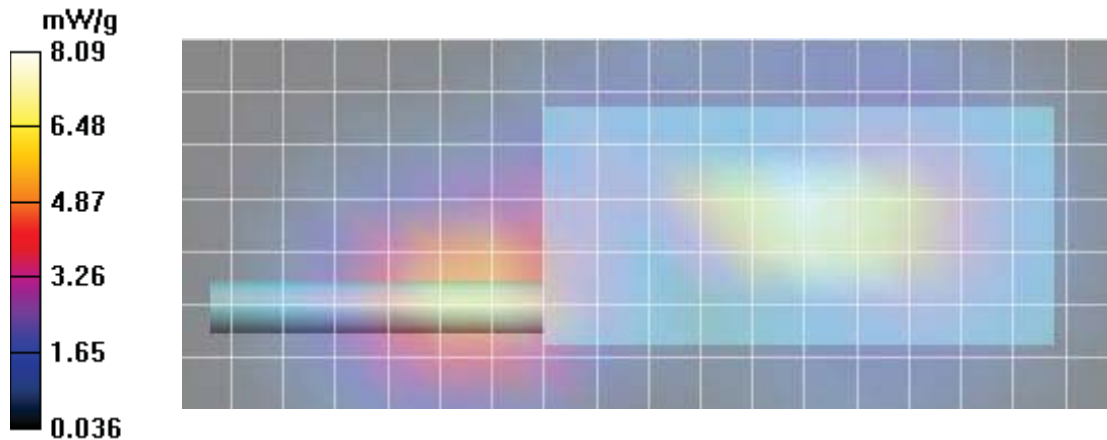
B22 Body, XL-185, 935MHz, ant 4450-02, bat 4010-01, Lotus/Zoom Scan (5x5x7)/Cube 0: Measurement grid: $dx=7.5\text{mm}$, $dy=7.5\text{mm}$, $dz=5\text{mm}$

Reference Value = 54.3 V/m; Power Drift = -0.013 dB

Peak SAR (extrapolated) = 12.6 W/kg

SAR(1 g) = 8.82 mW/g; SAR(10 g) = 5.66 mW/g

Maximum value of SAR (measured) = 9.36 mW/g



Plot B25

Date/Time: 23/12/2016 10:11:59 AM

Test Laboratory: The name of your organization

DUT: Harris XL-185; Type: PTT Radio Transceiver; Serial: 789-E00006 & 789-E00008
Program Name: 835B

Communication System: Harris; Frequency: 896 MHz; Duty Cycle: 1:1
Medium parameters used (interpolated): $f = 896$ MHz; $\sigma = 1.02$ mho/m; $\epsilon_r = 51.1$; $\rho = 1000$ kg/m³
Phantom section: Flat Section

DASY4 Configuration:

- Probe: EX3DV4 - SN3600 2016; ConvF(7.94, 7.94, 7.94); Calibrated: 27/04/2016
- Sensor-Surface: 4mm (Mechanical Surface Detection (Locations From Previous Scan Used)) Sensor-Surface: 4mm (Mechanical Surface Detection)
- Electronics: DAE4 Sn353 2016; Calibrated: 20/04/2016
- Phantom: ELI v5.0; Type: QDOVA002AA; Serial: TP:xxxx
- Measurement SW: DASY4, V4.5 Build 19; Postprocessing SW: SEMCAD, V1.8 Build 145

B25 w/c Body, XL-185, 896MHz, ant 4450-02, bat 4010-04, Lotus/Area Scan (8x19x1): Measurement grid: dx=15mm, dy=15mm

[Info: Interpolated medium parameters used for SAR evaluation!](#)

Maximum value of SAR (measured) = 9.06 mW/g

B25 w/c Body, XL-185, 896MHz, ant 4450-02, bat 4010-04, Lotus/Zoom Scan (5x5x7)/Cube 0: Measurement grid: dx=7.5mm, dy=7.5mm, dz=5mm


Reference Value = 47.8 V/m; Power Drift = -0.074 dB

Peak SAR (extrapolated) = 13.3 W/kg

SAR(1 g) = 9.56 mW/g; SAR(10 g) = 6.37 mW/g

[Info: Interpolated medium parameters used for SAR evaluation!](#)

Maximum value of SAR (measured) = 10.2 mW/g



Plot B26

Date/Time: 23/12/2016 10:34:55 AM

Test Laboratory: The name of your organization

DUT: Harris XL-185; Type: PTT Radio Transceiver; Serial: 789-E00006 & 789-E00008
 Program Name: 835B

Communication System: Harris; Frequency: 901 MHz; Duty Cycle: 1:1
 Medium parameters used (interpolated): $f = 901 \text{ MHz}$; $\sigma = 1.04 \text{ mho/m}$; $\epsilon_r = 51$; $\rho = 1000 \text{ kg/m}^3$
 Phantom section: Flat Section

DASY4 Configuration:

- Probe: EX3DV4 - SN3600 2016; ConvF(7.94, 7.94, 7.94); Calibrated: 27/04/2016
- Sensor-Surface: 4mm (Mechanical Surface Detection (Locations From Previous Scan Used)) Sensor-Surface: 4mm (Mechanical Surface Detection)
- Electronics: DAE4 Sn353 2016; Calibrated: 20/04/2016
- Phantom: ELI v5.0; Type: QDOVA002AA; Serial: TP:xxxx
- Measurement SW: DASY4, V4.5 Build 19; Postprocessing SW: SEMCAD, V1.8 Build 145

B26 w/c Body, XL-185, 901MHz, ant 44450-02, bat 4010-04, Lotus/Area Scan (8x19x1): Measurement grid: dx=15mm, dy=15mm

[Info: Interpolated medium parameters used for SAR evaluation!](#)

Maximum value of SAR (measured) = 7.98 mW/g

B26 w/c Body, XL-185, 901MHz, ant 44450-02, bat 4010-04, Lotus/Zoom Scan (5x5x7)/Cube 0: Measurement grid: dx=7.5mm, dy=7.5mm, dz=5mm


Reference Value = 50.3 V/m; Power Drift = -0.113 dB

Peak SAR (extrapolated) = 12.4 W/kg

SAR(1 g) = 8.95 mW/g; SAR(10 g) = 5.97 mW/g

[Info: Interpolated medium parameters used for SAR evaluation!](#)

Maximum value of SAR (measured) = 9.54 mW/g



Plot B27

Date/Time: 23/12/2016 11:16:04 AM

Test Laboratory: The name of your organization

DUT: Harris XL-185; Type: PTT Radio Transceiver; Serial: 789-E00006 & 789-E00008
Program Name: 835B

Communication System: Harris; Frequency: 896 MHz; Duty Cycle: 1:1
Medium parameters used (interpolated): $f = 896$ MHz; $\sigma = 1.02$ mho/m; $\epsilon_r = 51.1$; $\rho = 1000$ kg/m³
Phantom section: Flat Section

DASY4 Configuration:

- Probe: EX3DV4 - SN3600 2016; ConvF(7.94, 7.94, 7.94); Calibrated: 27/04/2016
- Sensor-Surface: 4mm (Mechanical Surface Detection (Locations From Previous Scan Used)) Sensor-Surface: 4mm (Mechanical Surface Detection)
- Electronics: DAE4 Sn353 2016; Calibrated: 20/04/2016
- Phantom: ELI v5.0; Type: QDOVA002AA; Serial: TP:xxxx
- Measurement SW: DASY4, V4.5 Build 19; Postprocessing SW: SEMCAD, V1.8 Build 145

B27 Body, XL-185, 896MHz, ant 11223/02, bat 4010-01, Lotus/Area Scan (8x19x1): Measurement grid: dx=15mm, dy=15mm

[Info: Interpolated medium parameters used for SAR evaluation!](#)

Maximum value of SAR (measured) = 6.05 mW/g

B27 Body, XL-185, 896MHz, ant 11223/02, bat 4010-01, Lotus/Zoom Scan (5x5x7)/Cube 0: Measurement grid: dx=7.5mm, dy=7.5mm, dz=5mm

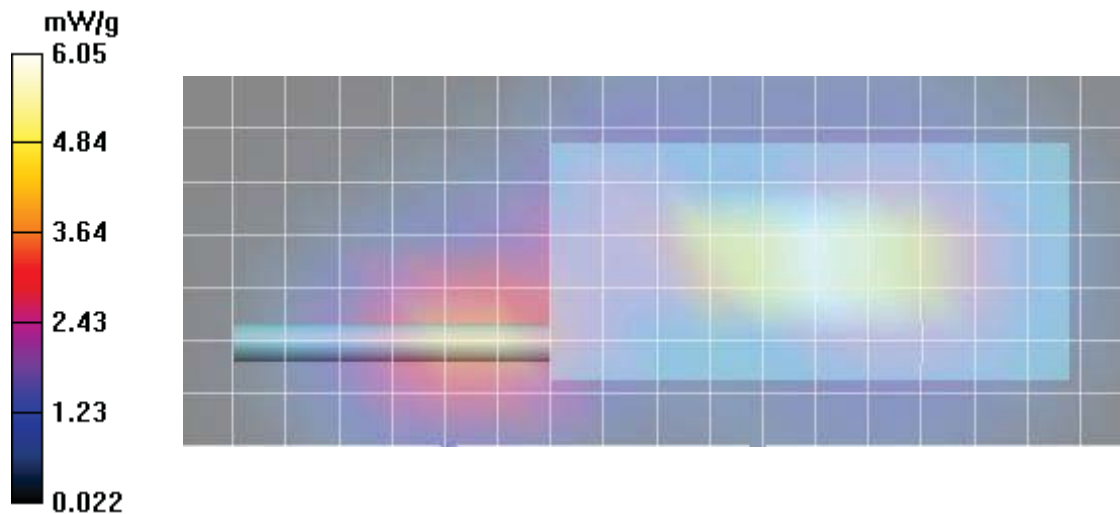
Reference Value = 47.4 V/m; Power Drift = -0.173 dB

Peak SAR (extrapolated) = 9.41 W/kg

SAR(1 g) = 6.78 mW/g; SAR(10 g) = 4.53 mW/g

[Info: Interpolated medium parameters used for SAR evaluation!](#)

Maximum value of SAR (measured) = 7.22 mW/g



Plot B28

Date/Time: 23/12/2016 11:43:43 AM

Test Laboratory: The name of your organization

DUT: Harris XL-185; Type: PTT Radio Transceiver; Serial: 789-E00006 & 789-E00008
Program Name: 835B

Communication System: Harris; Frequency: 901 MHz; Duty Cycle: 1:1
Medium parameters used (interpolated): $f = 901$ MHz; $\sigma = 1.04$ mho/m; $\epsilon_r = 51$; $\rho = 1000$ kg/m³
Phantom section: Flat Section

DASY4 Configuration:

- Probe: EX3DV4 - SN3600 2016; ConvF(7.94, 7.94, 7.94); Calibrated: 27/04/2016
- Sensor-Surface: 4mm (Mechanical Surface Detection (Locations From Previous Scan Used)) Sensor-Surface: 4mm (Mechanical Surface Detection)
- Electronics: DAE4 Sn353 2016; Calibrated: 20/04/2016
- Phantom: ELI v5.0; Type: QDOVA002AA; Serial: TP:xxxx
- Measurement SW: DASY4, V4.5 Build 19; Postprocessing SW: SEMCAD, V1.8 Build 145

B28 Body, XL-185, 901MHz, ant 11223/02, bat 4010-01, Lotus/Area Scan (8x19x1): Measurement grid: dx=15mm, dy=15mm

[Info: Interpolated medium parameters used for SAR evaluation!](#)

Maximum value of SAR (measured) = 7.04 mW/g

B28 Body, XL-185, 901MHz, ant 11223/02, bat 4010-01, Lotus/Zoom Scan (5x5x7)/Cube 0: Measurement grid: dx=7.5mm, dy=7.5mm, dz=5mm

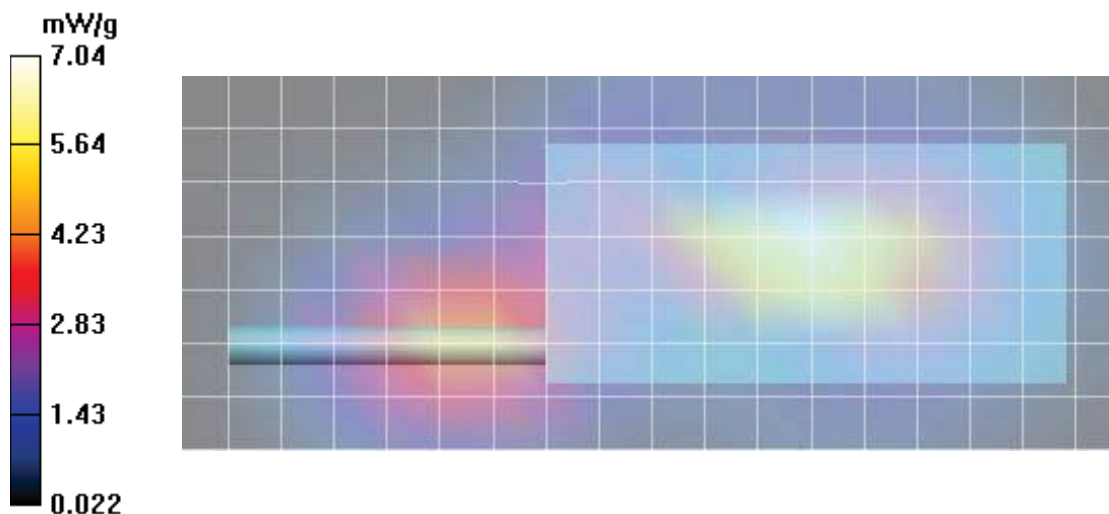
Reference Value = 50.6 V/m; Power Drift = -0.221 dB

Peak SAR (extrapolated) = 10.1 W/kg

SAR(1 g) = 7.24 mW/g; SAR(10 g) = 4.79 mW/g

[Info: Interpolated medium parameters used for SAR evaluation!](#)

Maximum value of SAR (measured) = 7.75 mW/g



Plot B29

Date/Time: 23/12/2016 12:32:55 PM

Test Laboratory: The name of your organization

DUT: Harris XL-185; Type: PTT Radio Transceiver; Serial: 789-E00006 & 789-E00008
Program Name: 835B


Communication System: Harris; Frequency: 935 MHz; Duty Cycle: 1:1
Medium parameters used: $f = 935 \text{ MHz}$; $\sigma = 1.07 \text{ mho/m}$; $\epsilon_r = 50.5$; $\rho = 1000 \text{ kg/m}^3$
Phantom section: Flat Section

DASY4 Configuration:

- Probe: EX3DV4 - SN3600 2016; ConvF(7.94, 7.94, 7.94); Calibrated: 27/04/2016
- Sensor-Surface: 4mm (Mechanical Surface Detection (Locations From Previous Scan Used)) Sensor-Surface: 4mm (Mechanical Surface Detection)
- Electronics: DAE4 Sn353 2016; Calibrated: 20/04/2016
- Phantom: ELI v5.0; Type: QDOVA002AA; Serial: TP:xxxx
- Measurement SW: DASY4, V4.5 Build 19; Postprocessing SW: SEMCAD, V1.8 Build 145

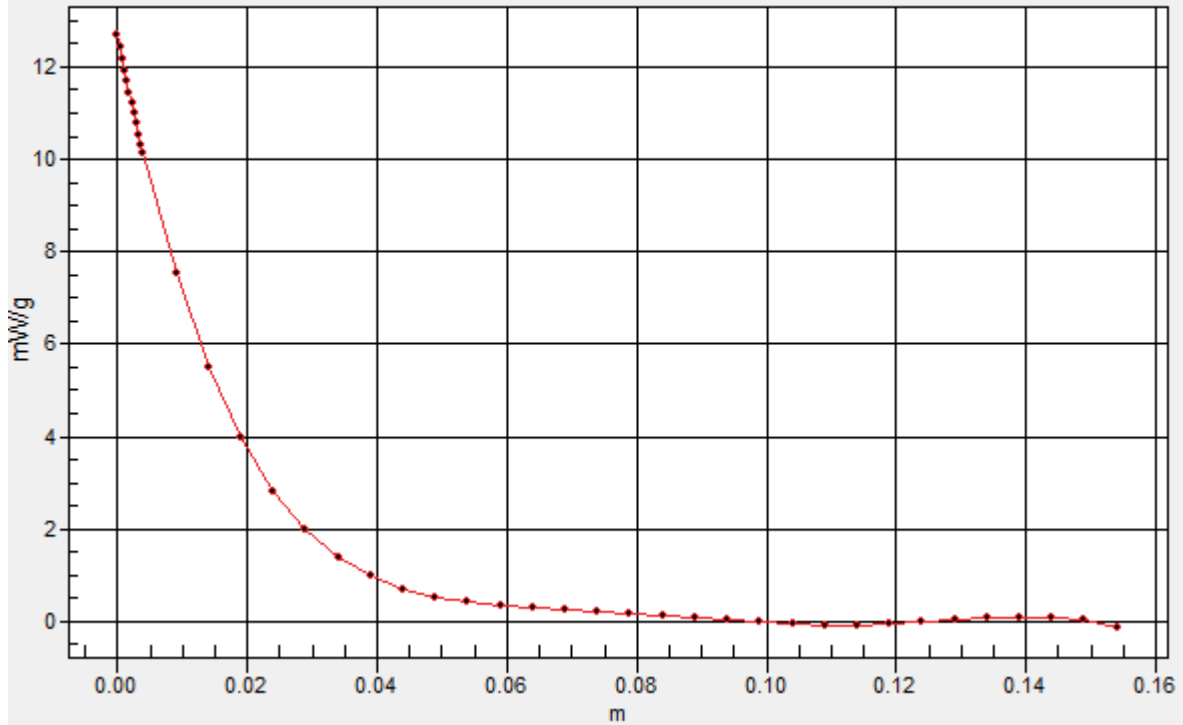
B29 Body, XL-185, 935MHz, ant 11223/02, bat 4010-01, Lotus 2/Area Scan (8x19x1): Measurement grid: $dx=15\text{mm}$, $dy=15\text{mm}$
Maximum value of SAR (measured) = 10.2 mW/g

B29 Body, XL-185, 935MHz, ant 11223/02, bat 4010-01, Lotus 2/Zoom Scan (5x5x7)/Cube 0: Measurement grid: $dx=7.5\text{mm}$, $dy=7.5\text{mm}$, $dz=5\text{mm}$
Reference Value = 55.6 V/m; Power Drift = -0.219 dB
Peak SAR (extrapolated) = 13.9 W/kg
SAR(1 g) = 9.8 mW/g; SAR(10 g) = 6.34 mW/g
Maximum value of SAR (measured) = 10.4 mW/g



Interpolated SAR(x,y,z,f0)

SAR; Z Scan: Value Along Z, X=0, Y=0



Plot B31

Date/Time: 23/12/2016 1:15:40 PM

Test Laboratory: The name of your organization

DUT: Harris XL-185; Type: PTT Radio Transceiver; Serial: 789-E00006 & 789-E00008
Program Name: 835B

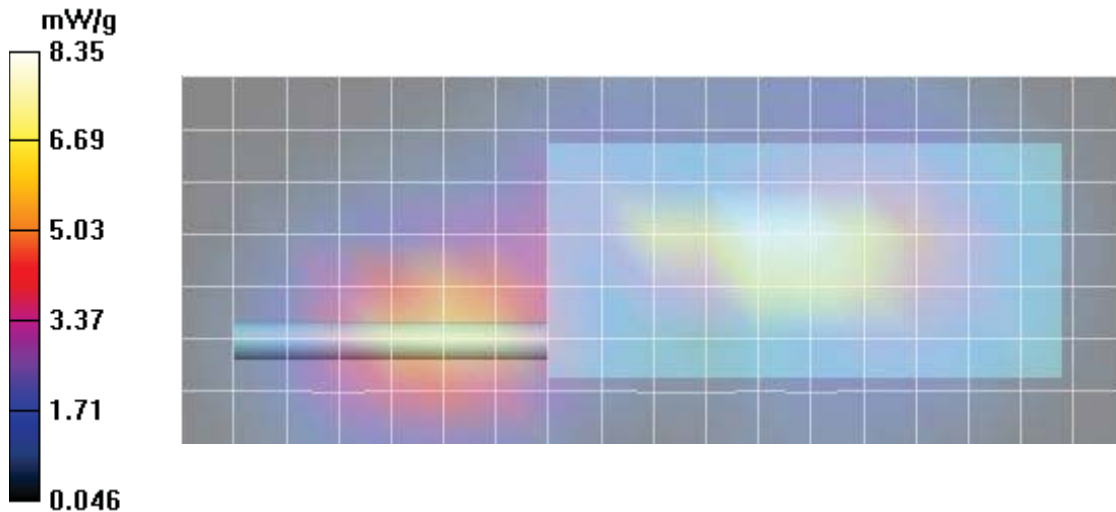
Communication System: Harris; Frequency: 935 MHz; Duty Cycle: 1:1
Medium parameters used: $f = 935 \text{ MHz}$; $\sigma = 1.07 \text{ mho/m}$; $\epsilon_r = 50.5$; $\rho = 1000 \text{ kg/m}^3$
Phantom section: Flat Section

DASY4 Configuration:

- Probe: EX3DV4 - SN3600 2016; ConvF(7.94, 7.94, 7.94); Calibrated: 27/04/2016
- Sensor-Surface: 4mm (Mechanical Surface Detection (Locations From Previous Scan Used)) Sensor-Surface: 4mm (Mechanical Surface Detection)
- Electronics: DAE4 Sn353 2016; Calibrated: 20/04/2016
- Phantom: ELI v5.0; Type: QDOVA002AA; Serial: TP:xxxx
- Measurement SW: DASY4, V4.5 Build 19; Postprocessing SW: SEMCAD, V1.8 Build 145

B31 w/c Body, XL-185, 935MHz, ant 11223/02, bat 4010-04, Lotus/Area Scan (8x19x1): Measurement grid: $dx=15\text{mm}$, $dy=15\text{mm}$
Maximum value of SAR (measured) = 8.35 mW/g

B31 w/c Body, XL-185, 935MHz, ant 11223/02, bat 4010-04, Lotus/Zoom Scan (5x5x7)/Cube 0: Measurement grid: $dx=7.5\text{mm}$, $dy=7.5\text{mm}$, $dz=5\text{mm}$
Reference Value = 54.8 V/m; Power Drift = -0.198 dB
Peak SAR (extrapolated) = 11.3 W/kg
SAR(1 g) = 7.9 mW/g; SAR(10 g) = 5.16 mW/g
Maximum value of SAR (measured) = 8.45 mW/g



Plot B32

Date/Time: 28/12/2016 12:51:23 PM

Test Laboratory: Celltech Labs

DUT: 789-E00006 & 789-E00008; Type: PTT Radio Transceiver; Serial: 789-E00006 & 789-E00008
Program Name: 835B

Communication System: Harris; Frequency: 896 MHz; Duty Cycle: 1:1
Medium parameters used (interpolated): $f = 896$ MHz; $\sigma = 1.04$ mho/m; $\epsilon_r = 53$; $\rho = 1000$ kg/m³
Phantom section: Flat Section

DASY4 Configuration:

- Probe: EX3DV4 - SN3600 2016; ConvF(7.94, 7.94, 7.94); Calibrated: 27/04/2016
- Sensor-Surface: 4mm (Mechanical Surface Detection (Locations From Previous Scan Used)) Sensor-Surface: 4mm (Mechanical Surface Detection)
- Electronics: DAE4 Sn353 2016; Calibrated: 20/04/2016
- Phantom: ELI v5.0; Type: QDOVA002AA; Serial: TP:xxxx
- Measurement SW: DASY4, V4.5 Build 19; Postprocessing SW: SEMCAD, V1.8 Build 145

B32 w/c Body, bc 0218-01, XL-185, 896MHz, ant 4450-02, bat 4010-01, Lotus/Area Scan (8x19x1): Measurement grid: dx=15mm, dy=15mm

[Info: Interpolated medium parameters used for SAR evaluation!](#)

Maximum value of SAR (measured) = 2.86 mW/g

B32 w/c Body, bc 0218-01, XL-185, 896MHz, ant 4450-02, bat 4010-01, Lotus/Zoom Scan (5x5x7)/Cube 0: Measurement grid: dx=7.5mm, dy=7.5mm, dz=5mm


Reference Value = 34.8 V/m; Power Drift = 0.048 dB

Peak SAR (extrapolated) = 3.89 W/kg

SAR(1 g) = 2.62 mW/g; SAR(10 g) = 1.92 mW/g

[Info: Interpolated medium parameters used for SAR evaluation!](#)

Maximum value of SAR (measured) = 2.77 mW/g



Plot B33

Date/Time: 28/12/2016 1:10:37 PM

Test Laboratory: Celltech Labs

DUT: 789-E00006 & 789-E00008; Type: PTT Radio Transceiver; Serial: 789-E00006 & 789-E00008
Program Name: 835B

Communication System: Harris; Frequency: 896 MHz; Duty Cycle: 1:1
Medium parameters used (interpolated): $f = 896$ MHz; $\sigma = 1.04$ mho/m; $\epsilon_r = 53$; $\rho = 1000$ kg/m³
Phantom section: Flat Section

DASY4 Configuration:

- Probe: EX3DV4 - SN3600 2016; ConvF(7.94, 7.94, 7.94); Calibrated: 27/04/2016
- Sensor-Surface: 4mm (Mechanical Surface Detection (Locations From Previous Scan Used)) Sensor-Surface: 4mm (Mechanical Surface Detection)
- Electronics: DAE4 Sn353 2016; Calibrated: 20/04/2016
- Phantom: ELI v5.0; Type: QDOVA002AA; Serial: TP:xxxx
- Measurement SW: DASY4, V4.5 Build 19; Postprocessing SW: SEMCAD, V1.8 Build 145

B33 w/c Body, bc 1609/1, XL-185, 896MHz, ant 4450-02, bat 4010-01, Lotus/Area Scan (8x19x1): Measurement grid: dx=15mm, dy=15mm

[Info: Interpolated medium parameters used for SAR evaluation!](#)

Maximum value of SAR (measured) = 2.32 mW/g

B33 w/c Body, bc 1609/1, XL-185, 896MHz, ant 4450-02, bat 4010-01, Lotus/Zoom Scan (5x5x7)/Cube 0: Measurement grid:


dx=7.5mm, dy=7.5mm, dz=5mm

Reference Value = 32.0 V/m; Power Drift = 0.042 dB

Peak SAR (extrapolated) = 2.87 W/kg

SAR(1 g) = 2.22 mW/g; SAR(10 g) = 1.67 mW/g

[Info: Interpolated medium parameters used for SAR evaluation!](#)



Plot B34

Date/Time: 28/12/2016 2:38:58 PM

Test Laboratory: Celltech Labs

DUT: 789-E00006 & 789-E00008; Type: PTT Radio Transceiver; Serial: 789-E00006 & 789-E00008
Program Name: 835B

Communication System: Harris; Frequency: 896 MHz; Duty Cycle: 1:1
Medium parameters used (interpolated): $f = 896$ MHz; $\sigma = 1.04$ mho/m; $\epsilon_r = 53$; $\rho = 1000$ kg/m³
Phantom section: Flat Section

DASY4 Configuration:

- Probe: EX3DV4 - SN3600 2016; ConvF(7.94, 7.94, 7.94); Calibrated: 27/04/2016
- Sensor-Surface: 4mm (Mechanical Surface Detection (Locations From Previous Scan Used)) Sensor-Surface: 4mm (Mechanical Surface Detection)
- Electronics: DAE4 Sn353 2016; Calibrated: 20/04/2016
- Phantom: ELI v5.0; Type: QDOVA002AA; Serial: TP:xxxx
- Measurement SW: DASY4, V4.5 Build 19; Postprocessing SW: SEMCAD, V1.8 Build 145

B34 w/c Body, A25, XL-185, 896MHz, ant 4450-02, bat 4010-01, Lotus/Area Scan (8x19x1): Measurement grid: dx=15mm, dy=15mm

[Info: Interpolated medium parameters used for SAR evaluation!](#)

Maximum value of SAR (measured) = 9.54 mW/g

B34 w/c Body, A25, XL-185, 896MHz, ant 4450-02, bat 4010-01, Lotus/Zoom Scan (5x5x7)/Cube 0: Measurement grid: dx=7.5mm, dy=7.5mm, dz=5mm

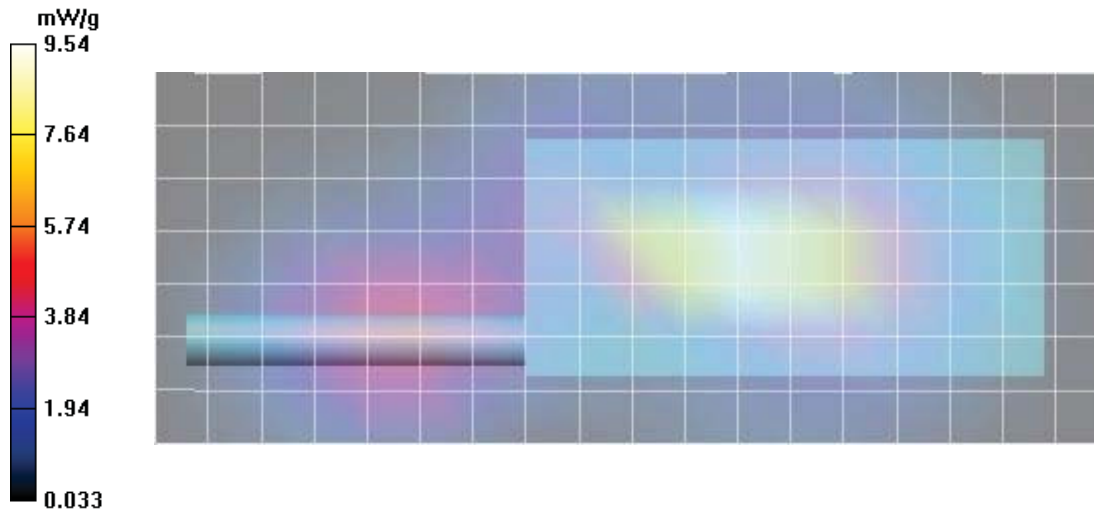
Reference Value = 48.5 V/m; Power Drift = 0.024 dB

Peak SAR (extrapolated) = 14.6 W/kg

SAR(1 g) = 10.5 mW/g; SAR(10 g) = 6.98 mW/g

[Info: Interpolated medium parameters used for SAR evaluation!](#)

Maximum value of SAR (measured) = 11.2 mW/g



Plot B35

Date/Time: 28/12/2016 3:08:53 PM

Test Laboratory: Celltech Labs

DUT: 789-E00006 & 789-E00008; Type: PTT Radio Transceiver; Serial: 789-E00006 & 789-E00008
Program Name: 835B

Communication System: Harris; Frequency: 896 MHz; Duty Cycle: 1:1
Medium parameters used (interpolated): $f = 896 \text{ MHz}$; $\sigma = 1.04 \text{ mho/m}$; $\epsilon_r = 53$; $\rho = 1000 \text{ kg/m}^3$
Phantom section: Flat Section

DASY4 Configuration:

- Probe: EX3DV4 - SN3600 2016; ConvF(7.94, 7.94, 7.94); Calibrated: 27/04/2016
- Sensor-Surface: 4mm (Mechanical Surface Detection (Locations From Previous Scan Used)) Sensor-Surface: 4mm (Mechanical Surface Detection)
- Electronics: DAE4 Sn353 2016; Calibrated: 20/04/2016
- Phantom: ELI v5.0; Type: QDOVA002AA; Serial: TP:xxxx
- Measurement SW: DASY4, V4.5 Build 19; Postprocessing SW: SEMCAD, V1.8 Build 145

B35 w/c Body, A3, XL-185, 896MHz, ant 4450-02, bat 4010-01, Lotus/Area Scan (8x19x1): Measurement grid: $dx=15\text{mm}$, $dy=15\text{mm}$

[Info: Interpolated medium parameters used for SAR evaluation!](#)

Maximum value of SAR (measured) = 10.0 mW/g

B35 w/c Body, A3, XL-185, 896MHz, ant 4450-02, bat 4010-01, Lotus/Zoom Scan (5x5x7)/Cube 0: Measurement grid: $dx=7.5\text{mm}$, $dy=7.5\text{mm}$, $dz=5\text{mm}$

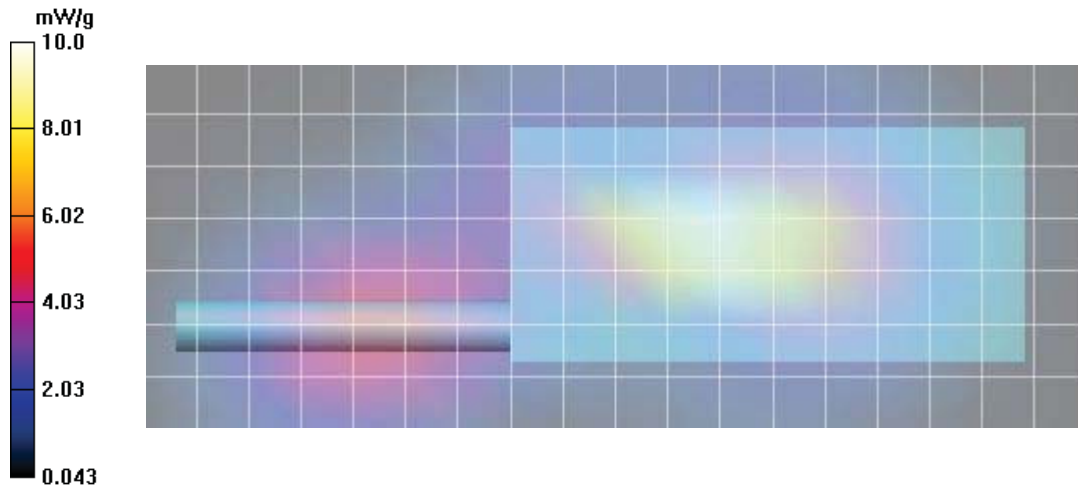
Reference Value = 49.6 V/m; Power Drift = -0.170 dB

Peak SAR (extrapolated) = 16.0 W/kg

SAR(1 g) = 10.4 mW/g; SAR(10 g) = 6.56 mW/g

[Info: Interpolated medium parameters used for SAR evaluation!](#)

Maximum value of SAR (measured) = 11.2 mW/g



Plot H1

Date/Time: 29/12/2016 12:33:44 PM Date/Time: 29/12/2016 12:40:38 PM

Test Laboratory: Celltech Labs

DUT: Harris XL-185; Type: PTT Radio Transceiver; Serial: 789-E00006 & 789-E00008
Program Name: 835H

Communication System: Harris; Frequency: 768 MHz; Duty Cycle: 1:1
Medium parameters used (interpolated): $f = 768 \text{ MHz}$; $\sigma = 0.87 \text{ mho/m}$; $\epsilon_r = 43$; $\rho = 1000 \text{ kg/m}^3$
Phantom section: Flat Section

DASY4 Configuration:

- Probe: EX3DV4 - SN3600 2016; ConvF(8.12, 8.12, 8.12); Calibrated: 27/04/2016
- Sensor-Surface: 4mm (Mechanical Surface Detection (Locations From Previous Scan Used)) Sensor-Surface: 4mm (Mechanical Surface Detection)
- Electronics: DAE4 Sn353 2016; Calibrated: 20/04/2016
- Phantom: ELI v5.0; Type: QDOVA002AA; Serial: TP:xxxx
- Measurement SW: DASY4, V4.5 Build 19; Postprocessing SW: SEMCAD, V1.8 Build 145

H1 XL-185, 768MHz, ant 4450-01, bat 4010-01, Lotus/Area Scan (8x23x1): Measurement grid: $dx=15\text{mm}$, $dy=15\text{mm}$

[Info: Interpolated medium parameters used for SAR evaluation!](#)

Maximum value of SAR (measured) = 1.44 mW/g

H1 XL-185, 768MHz, ant 4450-01, bat 4010-01, Lotus/Zoom Scan (5x5x7)/Cube 0: Measurement grid: $dx=7.5\text{mm}$, $dy=7.5\text{mm}$, $dz=5\text{mm}$


Reference Value = 18.7 V/m; Power Drift = 0.087 dB

Peak SAR (extrapolated) = 1.77 W/kg

SAR(1 g) = 1.39 mW/g; SAR(10 g) = 1.05 mW/g

[Info: Interpolated medium parameters used for SAR evaluation!](#)

Maximum value of SAR (measured) = 1.46 mW/g



Plot H2

Date/Time: 29/12/2016 12:53:34 PM

Test Laboratory: Celltech Labs

DUT: Harris XL-185; Type: PTT Radio Transceiver; Serial: 789-E00006 & 789-E00008
Program Name: 835H

Communication System: Harris; Frequency: 776 MHz; Duty Cycle: 1:1
Medium parameters used (interpolated): $f = 776$ MHz; $\sigma = 0.87$ mho/m; $\epsilon_r = 43$; $\rho = 1000$ kg/m³
Phantom section: Flat Section

DASY4 Configuration:

- Probe: EX3DV4 - SN3600 2016; ConvF(8.12, 8.12, 8.12); Calibrated: 27/04/2016
- Sensor-Surface: 4mm (Mechanical Surface Detection (Locations From Previous Scan Used)) Sensor-Surface: 4mm (Mechanical Surface Detection)
- Electronics: DAE4 Sn353 2016; Calibrated: 20/04/2016
- Phantom: ELI v5.0; Type: QDOVA002AA; Serial: TP:xxxx
- Measurement SW: DASY4, V4.5 Build 19; Postprocessing SW: SEMCAD, V1.8 Build 145

H2 XL-185, 776 MHz, ant 4450-01, bat 4010-01, Lotus/Area Scan (8x23x1): Measurement grid: dx=15mm, dy=15mm

[Info: Interpolated medium parameters used for SAR evaluation!](#)

Maximum value of SAR (measured) = 1.44 mW/g

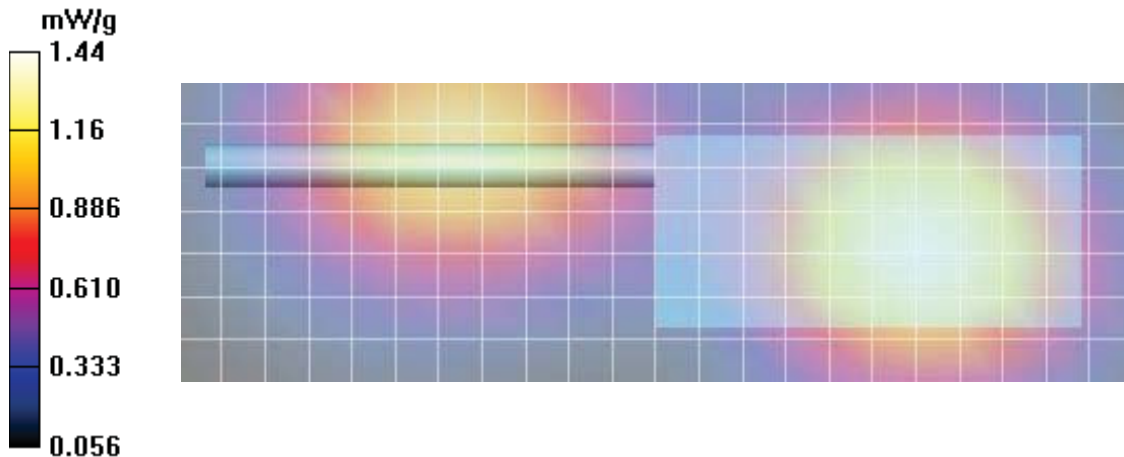
H2 XL-185, 776 MHz, ant 4450-01, bat 4010-01, Lotus/Zoom Scan (5x5x7)/Cube 0: Measurement grid: dx=7.5mm, dy=7.5mm, dz=5mm

Reference Value = 21.7 V/m; Power Drift = 0.011 dB

Peak SAR (extrapolated) = 1.75 W/kg

SAR(1 g) = 1.38 mW/g; SAR(10 g) = 1.04 mW/g

[Info: Interpolated medium parameters used for SAR evaluation!](#)



Plot H3

Date/Time: 29/12/2016 1:13:29 PM

Test Laboratory: Celltech Labs

DUT: Harris XL-185; Type: PTT Radio Transceiver; Serial: 789-E00006 & 789-E00008
 Program Name: 835H

Communication System: Harris; Frequency: 798 MHz; Duty Cycle: 1:1
 Medium parameters used (interpolated): $f = 798 \text{ MHz}$; $\sigma = 0.89 \text{ mho/m}$; $\epsilon_r = 42.5$; $\rho = 1000 \text{ kg/m}^3$
 Phantom section: Flat Section

DASY4 Configuration:

- Probe: EX3DV4 - SN3600 2016; ConvF(8.12, 8.12, 8.12); Calibrated: 27/04/2016
- Sensor-Surface: 4mm (Mechanical Surface Detection (Locations From Previous Scan Used)) Sensor-Surface: 4mm (Mechanical Surface Detection)
- Electronics: DAE4 Sn353 2016; Calibrated: 20/04/2016
- Phantom: ELI v5.0; Type: QDOVA002AA; Serial: TP:xxxx
- Measurement SW: DASY4, V4.5 Build 19; Postprocessing SW: SEMCAD, V1.8 Build 145

H3 XL-185, 798 MHz, ant 4450-01, bat 4010-01, Lotus/Area Scan (8x23x1): Measurement grid: $dx=15\text{mm}$, $dy=15\text{mm}$

[Info: Interpolated medium parameters used for SAR evaluation!](#)

Maximum value of SAR (measured) = 2.57 mW/g

H3 XL-185, 798 MHz, ant 4450-01, bat 4010-01, Lotus/Zoom Scan (5x5x7)/Cube 0: Measurement grid: $dx=7.5\text{mm}$, $dy=7.5\text{mm}$, $dz=5\text{mm}$

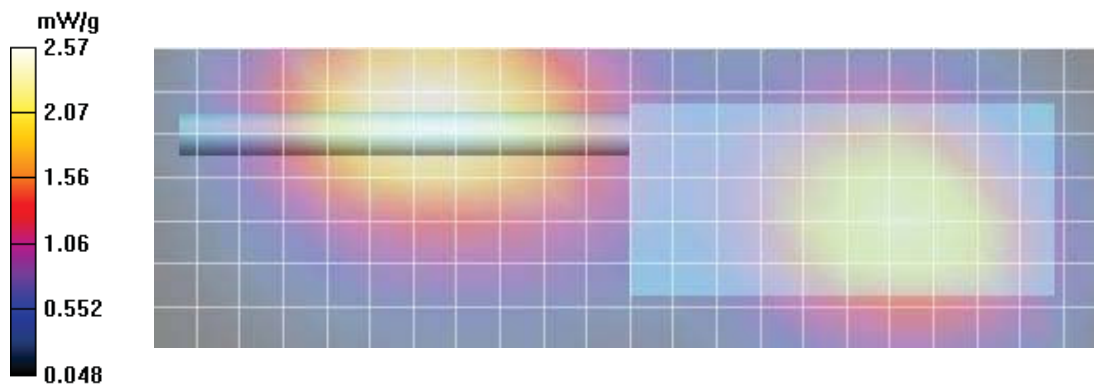
Reference Value = 30.8 V/m; Power Drift = -0.124 dB

Peak SAR (extrapolated) = 3.36 W/kg

SAR(1 g) = 2.55 mW/g; SAR(10 g) = 1.87 mW/g

[Info: Interpolated medium parameters used for SAR evaluation!](#)

Maximum value of SAR (measured) = 2.68 mW/g



Plot H4

Date/Time: 30/12/2016 11:16:24 AM

Test Laboratory: Celltech Labs

DUT: Harris XL-185; Type: PTT Radio Transceiver; Serial: 789-E00006 & 789-E00008
Program Name: 835H

Communication System: Harris; Frequency: 806 MHz; Duty Cycle: 1:1
Medium parameters used (interpolated): $f = 806$ MHz; $\sigma = 0.891$ mho/m; $\epsilon_r = 42.6$; $\rho = 1000$ kg/m³
Phantom section: Flat Section

DASY4 Configuration:

- Probe: EX3DV4 - SN3600 2016; ConvF(8.12, 8.12, 8.12); Calibrated: 27/04/2016
- Sensor-Surface: 4mm (Mechanical Surface Detection (Locations From Previous Scan Used)) Sensor-Surface: 4mm (Mechanical Surface Detection)
- Electronics: DAE4 Sn353 2016; Calibrated: 20/04/2016
- Phantom: ELI v5.0; Type: QDOVA002AA; Serial: TP:xxxx
- Measurement SW: DASY4, V4.5 Build 19; Postprocessing SW: SEMCAD, V1.8 Build 145

H4 XL-185,806MHz, ant 4450-01, bat 4010-01, Lotus/Area Scan (8x23x1): Measurement grid: dx=15mm, dy=15mm

[Info: Interpolated medium parameters used for SAR evaluation!](#)

Maximum value of SAR (measured) = 2.09 mW/g

H4 XL-185,806MHz, ant 4450-01, bat 4010-01, Lotus/Zoom Scan (5x5x7)/Cube 0: Measurement grid: dx=7.5mm, dy=7.5mm, dz=5mm


Reference Value = 24.4 V/m; Power Drift = 0.043 dB

Peak SAR (extrapolated) = 2.62 W/kg

SAR(1 g) = 2 mW/g; SAR(10 g) = 1.48 mW/g

[Info: Interpolated medium parameters used for SAR evaluation!](#)

Maximum value of SAR (measured) = 2.10 mW/g



Plot H5

Date/Time: 30/12/2016 11:59:53 AM

Test Laboratory: Celltech Labs

DUT: Harris XL-185; Type: PTT Radio Transceiver; Serial: 789-E00006 & 789-E00008
 Program Name: 835H

Communication System: Harris; Frequency: 816 MHz; Duty Cycle: 1:1
 Medium parameters used (interpolated): $f = 816 \text{ MHz}$; $\sigma = 0.901 \text{ mho/m}$; $\epsilon_r = 42.5$; $\rho = 1000 \text{ kg/m}^3$
 Phantom section: Flat Section

DASY4 Configuration:

- Probe: EX3DV4 - SN3600 2016; ConvF(8.12, 8.12, 8.12); Calibrated: 27/04/2016
- Sensor-Surface: 4mm (Mechanical Surface Detection (Locations From Previous Scan Used)) Sensor-Surface: 4mm (Mechanical Surface Detection)
- Electronics: DAE4 Sn353 2016; Calibrated: 20/04/2016
- Phantom: ELI v5.0; Type: QDOVA002AA; Serial: TP:xxxx
- Measurement SW: DASY4, V4.5 Build 19; Postprocessing SW: SEMCAD, V1.8 Build 145

H5 XL-185, 816 MHz, ant 4450-01, bat 4010-01, Lotus/Area Scan (8x23x1): Measurement grid: dx=15mm, dy=15mm

[Info: Interpolated medium parameters used for SAR evaluation!](#)

Maximum value of SAR (measured) = 2.22 mW/g


H5 XL-185, 816 MHz, ant 4450-01, bat 4010-01, Lotus/Zoom Scan (5x5x7)/Cube 0: Measurement grid: dx=7.5mm, dy=7.5mm, dz=5mm

Reference Value = 27.8 V/m; Power Drift = -0.146 dB

Peak SAR (extrapolated) = 2.78 W/kg

SAR(1 g) = 2.11 mW/g; SAR(10 g) = 1.55 mW/g

[Info: Interpolated medium parameters used for SAR evaluation!](#)



Plot H6

Date/Time: 29/12/2016 2:25:43 PM

Test Laboratory: Celltech Labs

DUT: Harris XL-185; Type: PTT Radio Transceiver; Serial: 789-E00006 & 789-E00008
 Program Name: 835H

Communication System: Harris; Frequency: 851 MHz; Duty Cycle: 1:1
 Medium parameters used (interpolated): $f = 851 \text{ MHz}$; $\sigma = 0.95 \text{ mho/m}$; $\epsilon_r = 41.9$; $\rho = 1000 \text{ kg/m}^3$
 Phantom section: Flat Section

DASY4 Configuration:

- Probe: EX3DV4 - SN3600 2016; ConvF(8.12, 8.12, 8.12); Calibrated: 27/04/2016
- Sensor-Surface: 4mm (Mechanical Surface Detection (Locations From Previous Scan Used)) Sensor-Surface: 4mm (Mechanical Surface Detection)
- Electronics: DAE4 Sn353 2016; Calibrated: 20/04/2016
- Phantom: ELI v5.0; Type: QDOVA002AA; Serial: TP:xxxx
- Measurement SW: DASY4, V4.5 Build 19; Postprocessing SW: SEMCAD, V1.8 Build 145

H6 XL-185, 851MHz, ant 4450-01, bat 4010-01, Lotus/Area Scan (8x23x1): Measurement grid: $dx=15\text{mm}$, $dy=15\text{mm}$

[Info: Interpolated medium parameters used for SAR evaluation!](#)

Maximum value of SAR (measured) = 2.47 mW/g

H6 XL-185, 851MHz, ant 4450-01, bat 4010-01, Lotus/Zoom Scan (5x5x7)/Cube 0: Measurement grid: $dx=7.5\text{mm}$, $dy=7.5\text{mm}$, $dz=5\text{mm}$

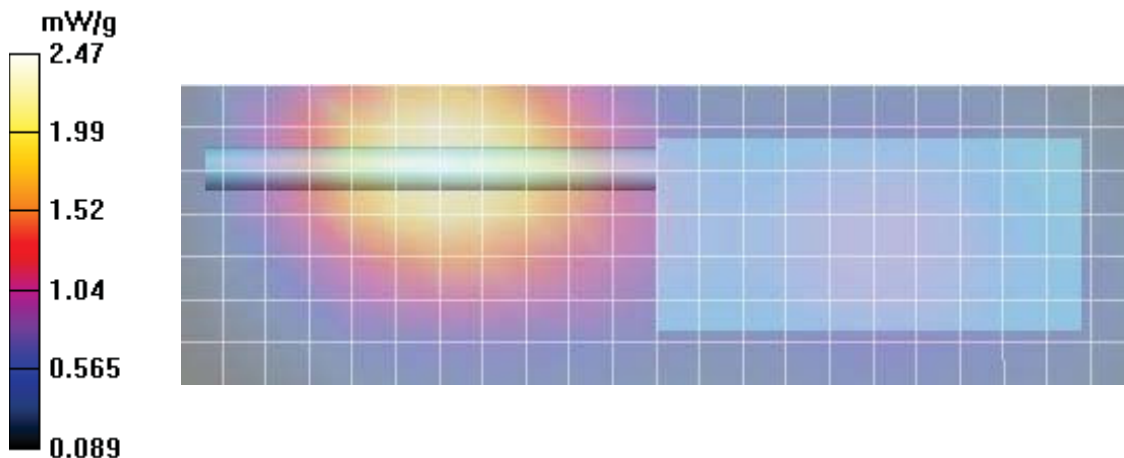
Reference Value = 30.2 V/m; Power Drift = -0.217 dB

Peak SAR (extrapolated) = 3.16 W/kg

SAR(1 g) = 2.37 mW/g; SAR(10 g) = 1.72 mW/g

[Info: Interpolated medium parameters used for SAR evaluation!](#)

Maximum value of SAR (measured) = 2.49 mW/g



Plot H7

Date/Time: 29/12/2016 2:48:07 PM

Test Laboratory: Celltech Labs

DUT: Harris XL-185; Type: PTT Radio Transceiver; Serial: 789-E00006 & 789-E00008
Program Name: 835H

Communication System: Harris; Frequency: 861 MHz; Duty Cycle: 1:1
Medium parameters used (interpolated): $f = 861 \text{ MHz}$; $\sigma = 0.95 \text{ mho/m}$; $\epsilon_r = 41.8$; $\rho = 1000 \text{ kg/m}^3$
Phantom section: Flat Section

DASY4 Configuration:

- Probe: EX3DV4 - SN3600 2016; ConvF(8.12, 8.12, 8.12); Calibrated: 27/04/2016
- Sensor-Surface: 4mm (Mechanical Surface Detection (Locations From Previous Scan Used)) Sensor-Surface: 4mm (Mechanical Surface Detection)
- Electronics: DAE4 Sn353 2016; Calibrated: 20/04/2016
- Phantom: ELI v5.0; Type: QDOVA002AA; Serial: TP:xxxx
- Measurement SW: DASY4, V4.5 Build 19; Postprocessing SW: SEMCAD, V1.8 Build 145

H7 XL-185, 861MHz, ant 4450-01, bat 4010-01, Lotus/Area Scan (8x23x1): Measurement grid: dx=15mm, dy=15mm

[Info: Interpolated medium parameters used for SAR evaluation!](#)

Maximum value of SAR (measured) = 2.85 mW/g

H7 XL-185, 861MHz, ant 4450-01, bat 4010-01, Lotus/Zoom Scan (5x5x7)/Cube 0: Measurement grid: dx=7.5mm, dy=7.5mm, dz=5mm

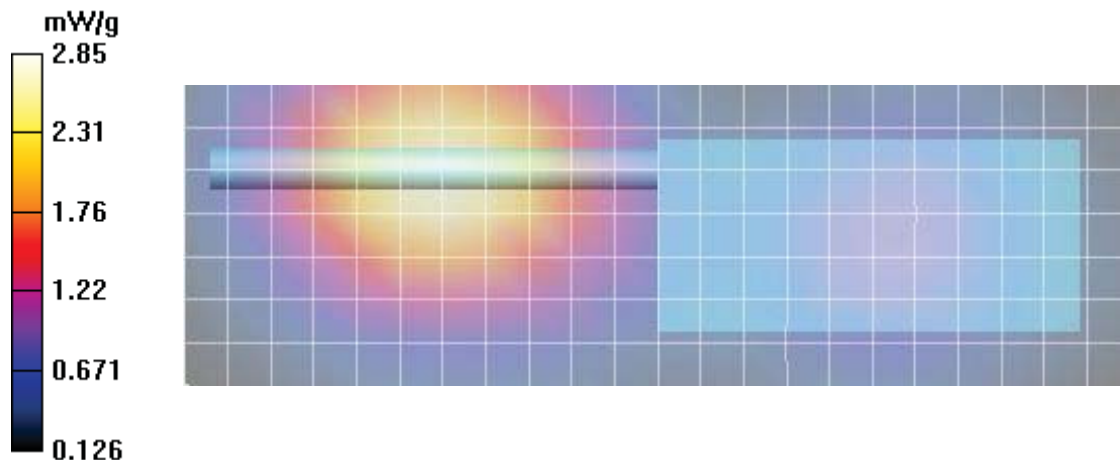
Reference Value = 28.5 V/m; Power Drift = -0.196 dB

Peak SAR (extrapolated) = 3.61 W/kg

SAR(1 g) = 2.69 mW/g; SAR(10 g) = 1.96 mW/g

[Info: Interpolated medium parameters used for SAR evaluation!](#)

Maximum value of SAR (measured) = 2.84 mW/g



Plot H8

Date/Time: 29/12/2016 3:07:39 PM

Test Laboratory: Celltech Labs

DUT: Harris XL-185; Type: PTT Radio Transceiver; Serial: 789-E00006 & 789-E00008
 Program Name: 835H

Communication System: Harris; Frequency: 896 MHz; Duty Cycle: 1:1
 Medium parameters used (interpolated): $f = 896$ MHz; $\sigma = 0.991$ mho/m; $\epsilon_r = 41.4$; $\rho = 1000$ kg/m³
 Phantom section: Flat Section

DASY4 Configuration:

- Probe: EX3DV4 - SN3600 2016; ConvF(8.12, 8.12, 8.12); Calibrated: 27/04/2016
- Sensor-Surface: 4mm (Mechanical Surface Detection (Locations From Previous Scan Used)) Sensor-Surface: 4mm (Mechanical Surface Detection)
- Electronics: DAE4 Sn353 2016; Calibrated: 20/04/2016
- Phantom: ELI v5.0; Type: QDOVA002AA; Serial: TP:xxxx
- Measurement SW: DASY4, V4.5 Build 19; Postprocessing SW: SEMCAD, V1.8 Build 145

H8 XL-185, 896MHz, ant 4450-01, bat 4010-01, Lotus/Area Scan (8x23x1): Measurement grid: dx=15mm, dy=15mm

[Info: Interpolated medium parameters used for SAR evaluation!](#)

Maximum value of SAR (measured) = 3.26 mW/g

H8 XL-185, 896MHz, ant 4450-01, bat 4010-01, Lotus/Zoom Scan (5x5x7)/Cube 0: Measurement grid: dx=7.5mm, dy=7.5mm, dz=5mm


Reference Value = 22.6 V/m; Power Drift = -0.198 dB

Peak SAR (extrapolated) = 4.26 W/kg

SAR(1 g) = 3.14 mW/g; SAR(10 g) = 2.26 mW/g

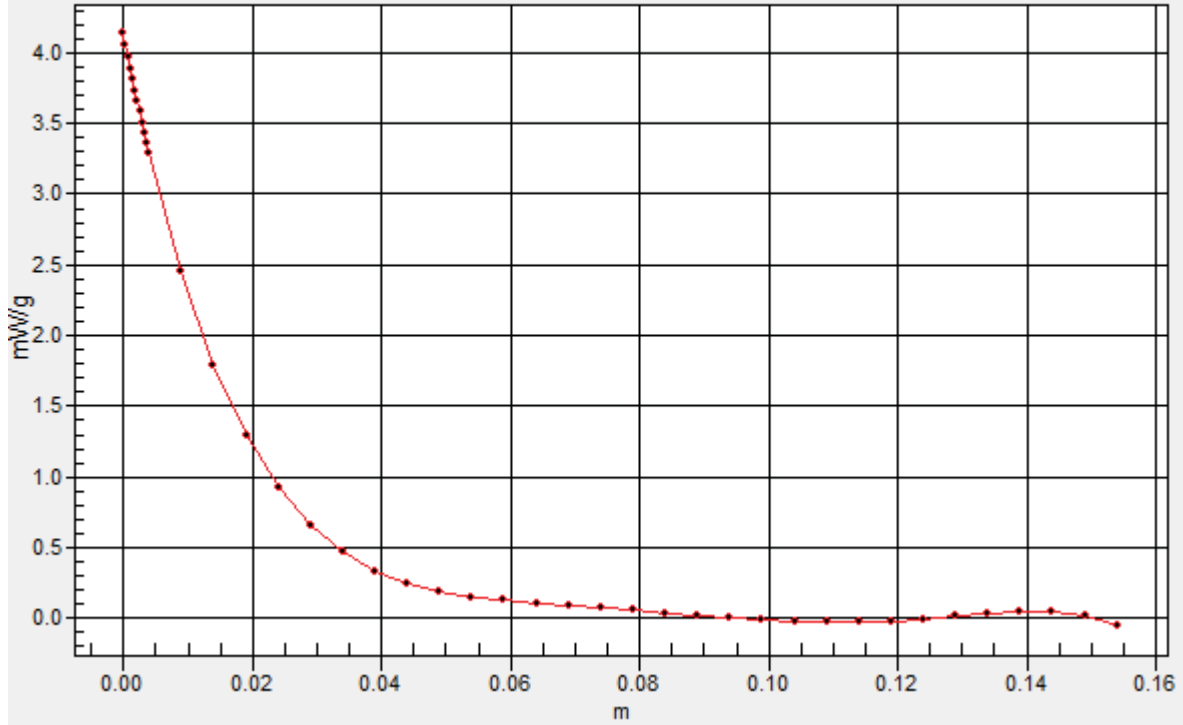
[Info: Interpolated medium parameters used for SAR evaluation!](#)

Maximum value of SAR (measured) = 3.32 mW/g



Interpolated SAR(x,y,z,f0)

SAR; Z Scan: Value Along Z, X=0, Y=0



Plot H9

Date/Time: 29/12/2016 3:27:26 PM

Test Laboratory: Celltech Labs

DUT: Harris XL-185; Type: PTT Radio Transceiver; Serial: 789-E00006 & 789-E00008
 Program Name: 835H

Communication System: Harris; Frequency: 901 MHz; Duty Cycle: 1:1
 Medium parameters used (interpolated): $f = 901$ MHz; $\sigma = 0.996$ mho/m; $\epsilon_r = 41.2$; $\rho = 1000$ kg/m³
 Phantom section: Flat Section

DASY4 Configuration:

- Probe: EX3DV4 - SN3600 2016; ConvF(8.12, 8.12, 8.12); Calibrated: 27/04/2016
- Sensor-Surface: 4mm (Mechanical Surface Detection (Locations From Previous Scan Used)) Sensor-Surface: 4mm (Mechanical Surface Detection)
- Electronics: DAE4 Sn353 2016; Calibrated: 20/04/2016
- Phantom: ELI v5.0; Type: QDOVA002AA; Serial: TP:xxxx
- Measurement SW: DASY4, V4.5 Build 19; Postprocessing SW: SEMCAD, V1.8 Build 145

H9 XL-185,901MHz, ant 4450-01, bat 4010-01, Lotus/Area Scan (8x23x1): Measurement grid: dx=15mm, dy=15mm

[Info: Interpolated medium parameters used for SAR evaluation!](#)

Maximum value of SAR (measured) = 2.85 mW/g

H9 XL-185,901MHz, ant 4450-01, bat 4010-01, Lotus/Zoom Scan (5x5x7)/Cube 0: Measurement grid: dx=7.5mm, dy=7.5mm, dz=5mm


Reference Value = 20.8 V/m; Power Drift = -0.164 dB

Peak SAR (extrapolated) = 3.72 W/kg

SAR(1 g) = 2.74 mW/g; SAR(10 g) = 1.96 mW/g

[Info: Interpolated medium parameters used for SAR evaluation!](#)

Maximum value of SAR (measured) = 2.89 mW/g



Plot H10

Date/Time: 30/12/2016 10:55:28 AM

Test Laboratory: Celltech Labs

DUT: Harris XL-185; Type: PTT Radio Transceiver; Serial: 789-E00006 & 789-E00008
Program Name: 835H


Communication System: Harris; Frequency: 935 MHz; Duty Cycle: 1:1
Medium parameters used: $f = 935 \text{ MHz}$; $\sigma = 1.04 \text{ mho/m}$; $\epsilon_r = 40.7$; $\rho = 1000 \text{ kg/m}^3$
Phantom section: Flat Section

DASY4 Configuration:

- Probe: EX3DV4 - SN3600 2016; ConvF(8.12, 8.12, 8.12); Calibrated: 27/04/2016
- Sensor-Surface: 4mm (Mechanical Surface Detection (Locations From Previous Scan Used)) Sensor-Surface: 4mm (Mechanical Surface Detection)
- Electronics: DAE4 Sn353 2016; Calibrated: 20/04/2016
- Phantom: ELI v5.0; Type: QDOVA002AA; Serial: TP:xxxx
- Measurement SW: DASY4, V4.5 Build 19; Postprocessing SW: SEMCAD, V1.8 Build 145

H10 XL-185,935MHz, ant 4450-01, bat 4010-01, Lotus/Area Scan (8x23x1): Measurement grid: $dx=15\text{mm}$, $dy=15\text{mm}$
Maximum value of SAR (measured) = 2.41 mW/g

H10 XL-185,935MHz, ant 4450-01, bat 4010-01, Lotus/Zoom Scan (5x5x7)/Cube 0: Measurement grid: $dx=7.5\text{mm}$, $dy=7.5\text{mm}$, $dz=5\text{mm}$
Reference Value = 15.6 V/m; Power Drift = -0.136 dB
Peak SAR (extrapolated) = 3.11 W/kg
SAR(1 g) = 2.27 mW/g; SAR(10 g) = 1.61 mW/g
Maximum value of SAR (measured) = 2.40 mW/g



Plot H12

Date/Time: 30/12/2016 12:50:57 PM

Test Laboratory: Celltech Labs

DUT: Harris XL-185; Type: PTT Radio Transceiver; Serial: 789-E00006 & 789-E00008
Program Name: 835H

Communication System: Harris; Frequency: 896 MHz; Duty Cycle: 1:1
Medium parameters used (interpolated): $f = 896$ MHz; $\sigma = 0.991$ mho/m; $\epsilon_r = 41.4$; $\rho = 1000$ kg/m³
Phantom section: Flat Section

DASY4 Configuration:

- Probe: EX3DV4 - SN3600 2016; ConvF(8.12, 8.12, 8.12); Calibrated: 27/04/2016
- Sensor-Surface: 4mm (Mechanical Surface Detection (Locations From Previous Scan Used)) Sensor-Surface: 4mm (Mechanical Surface Detection)
- Electronics: DAE4 Sn353 2016; Calibrated: 20/04/2016
- Phantom: ELI v5.0; Type: QDOVA002AA; Serial: TP:xxxx
- Measurement SW: DASY4, V4.5 Build 19; Postprocessing SW: SEMCAD, V1.8 Build 145

H12 w/c XL-185, 896 MHz, ant 4450-01, bat 4010-04, Lotus/Area Scan (8x23x1): Measurement grid: dx=15mm, dy=15mm

[Info: Interpolated medium parameters used for SAR evaluation!](#)

Maximum value of SAR (measured) = 2.54 mW/g

H12 w/c XL-185, 896 MHz, ant 4450-01, bat 4010-04, Lotus/Zoom Scan (5x5x7)/Cube 0: Measurement grid: dx=7.5mm, dy=7.5mm, dz=5mm


Reference Value = 22.5 V/m; Power Drift = -0.179 dB

Peak SAR (extrapolated) = 3.27 W/kg

SAR(1 g) = 2.42 mW/g; SAR(10 g) = 1.74 mW/g

[Info: Interpolated medium parameters used for SAR evaluation!](#)

Maximum value of SAR (measured) = 2.56 mW/g



Plot H13

Date/Time: 30/12/2016 1:54:58 PM

Test Laboratory: Celltech Labs

DUT: Harris XL-185; Type: PTT Radio Transceiver; Serial: 789-E00006 & 789-E00008
Program Name: 835H

Communication System: Harris; Frequency: 768 MHz; Duty Cycle: 1:1
Medium parameters used (interpolated): $f = 768 \text{ MHz}$; $\sigma = 0.87 \text{ mho/m}$; $\epsilon_r = 43$; $\rho = 1000 \text{ kg/m}^3$
Phantom section: Flat Section

DASY4 Configuration:

- Probe: EX3DV4 - SN3600 2016; ConvF(8.12, 8.12, 8.12); Calibrated: 27/04/2016
- Sensor-Surface: 4mm (Mechanical Surface Detection (Locations From Previous Scan Used)) Sensor-Surface: 4mm (Mechanical Surface Detection)
- Electronics: DAE4 Sn353 2016; Calibrated: 20/04/2016
- Phantom: ELI v5.0; Type: QDOVA002AA; Serial: TP:xxxx
- Measurement SW: DASY4, V4.5 Build 19; Postprocessing SW: SEMCAD, V1.8 Build 145

H13 XL-185, 768 MHz, ant 4450-02, bat 4010-01, Lotus/Area Scan (8x19x1): Measurement grid: $dx=15\text{mm}$, $dy=15\text{mm}$

[Info: Interpolated medium parameters used for SAR evaluation!](#)

Maximum value of SAR (measured) = 2.63 mW/g

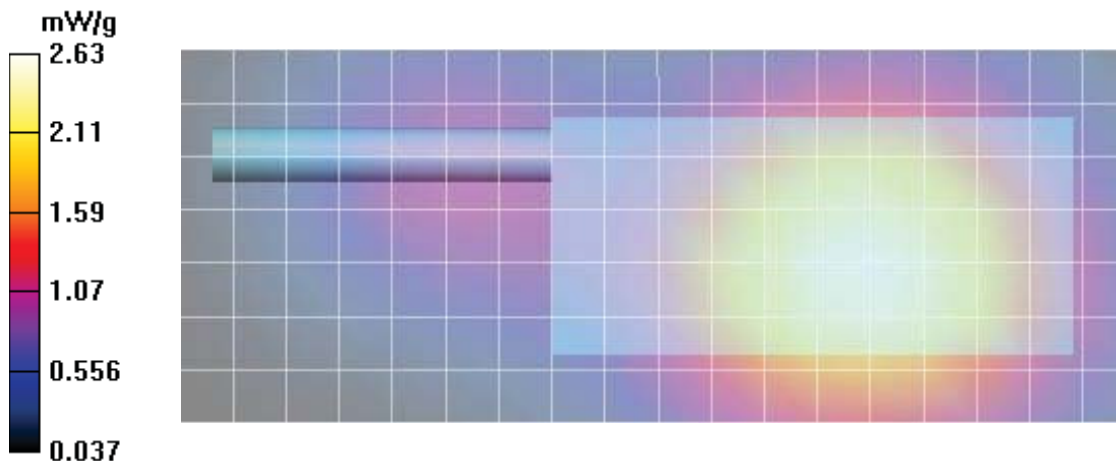
H13 XL-185, 768 MHz, ant 4450-02, bat 4010-01, Lotus/Zoom Scan (5x5x7)/Cube 0: Measurement grid: $dx=7.5\text{mm}$, $dy=7.5\text{mm}$, $dz=5\text{mm}$

Reference Value = 30.6 V/m; Power Drift = -0.047 dB

Peak SAR (extrapolated) = 3.20 W/kg

SAR(1 g) = 2.51 mW/g; SAR(10 g) = 1.89 mW/g

[Info: Interpolated medium parameters used for SAR evaluation!](#)



Plot H14

Date/Time: 30/12/2016 2:13:55 PM

Test Laboratory: Celltech Labs

DUT: Harris XL-185; Type: PTT Radio Transceiver; Serial: 789-E00006 & 789-E00008
Program Name: 835H

Communication System: Harris; Frequency: 776 MHz; Duty Cycle: 1:1
Medium parameters used (interpolated): $f = 776$ MHz; $\sigma = 0.87$ mho/m; $\epsilon_r = 43$; $\rho = 1000$ kg/m³
Phantom section: Flat Section

DASY4 Configuration:

- Probe: EX3DV4 - SN3600 2016; ConvF(8.12, 8.12, 8.12); Calibrated: 27/04/2016
- Sensor-Surface: 4mm (Mechanical Surface Detection (Locations From Previous Scan Used)) Sensor-Surface: 4mm (Mechanical Surface Detection)
- Electronics: DAE4 Sn353 2016; Calibrated: 20/04/2016
- Phantom: ELI v5.0; Type: QDOVA002AA; Serial: TP:xxxx
- Measurement SW: DASY4, V4.5 Build 19; Postprocessing SW: SEMCAD, V1.8 Build 145

H14 XL-185,776 MHz, ant 4450-02, bat HR003, Lotus/Area Scan (8x19x1): Measurement grid: dx=15mm, dy=15mm

[Info: Interpolated medium parameters used for SAR evaluation!](#)

Maximum value of SAR (measured) = 2.45 mW/g

H14 XL-185,776 MHz, ant 4450-02, bat HR003, Lotus/Zoom Scan (5x5x7)/Cube 0: Measurement grid: dx=7.5mm, dy=7.5mm, dz=5mm


Reference Value = 29.4 V/m; Power Drift = -0.121 dB

Peak SAR (extrapolated) = 2.97 W/kg

SAR(1 g) = 2.33 mW/g; SAR(10 g) = 1.76 mW/g

[Info: Interpolated medium parameters used for SAR evaluation!](#)

Maximum value of SAR (measured) = 2.44 mW/g



Plot H15

Date/Time: 30/12/2016 2:31:15 PM

Test Laboratory: Celltech Labs

DUT: Harris XL-185; Type: PTT Radio Transceiver; Serial: 789-E00006 & 789-E00008
Program Name: 835H

Communication System: Harris; Frequency: 798 MHz; Duty Cycle: 1:1
Medium parameters used (interpolated): $f = 798 \text{ MHz}$; $\sigma = 0.89 \text{ mho/m}$; $\epsilon_r = 42.5$; $\rho = 1000 \text{ kg/m}^3$
Phantom section: Flat Section

DASY4 Configuration:

- Probe: EX3DV4 - SN3600 2016; ConvF(8.12, 8.12, 8.12); Calibrated: 27/04/2016
- Sensor-Surface: 4mm (Mechanical Surface Detection (Locations From Previous Scan Used)) Sensor-Surface: 4mm (Mechanical Surface Detection)
- Electronics: DAE4 Sn353 2016; Calibrated: 20/04/2016
- Phantom: ELI v5.0; Type: QDOVA002AA; Serial: TP:xxxx
- Measurement SW: DASY4, V4.5 Build 19; Postprocessing SW: SEMCAD, V1.8 Build 145

H15 XL-185,798 MHz, ant 4450-02, bat HR003, Lotus/Area Scan (8x19x1): Measurement grid: $dx=15\text{mm}$, $dy=15\text{mm}$

[Info: Interpolated medium parameters used for SAR evaluation!](#)

Maximum value of SAR (measured) = 2.85 mW/g

H15 XL-185,798 MHz, ant 4450-02, bat HR003, Lotus/Zoom Scan (5x5x7)/Cube 0: Measurement grid: $dx=7.5\text{mm}$, $dy=7.5\text{mm}$, $dz=5\text{mm}$


Reference Value = 32.2 V/m; Power Drift = -0.158 dB

Peak SAR (extrapolated) = 3.51 W/kg

SAR(1 g) = 2.71 mW/g; SAR(10 g) = 2.03 mW/g

[Info: Interpolated medium parameters used for SAR evaluation!](#)

Maximum value of SAR (measured) = 2.86 mW/g



Plot H16

Date/Time: 30/12/2016 2:49:14 PM

Test Laboratory: Celltech Labs

DUT: Harris XL-185; Type: PTT Radio Transceiver; Serial: 789-E00006 & 789-E00008
Program Name: 835H

Communication System: Harris; Frequency: 806 MHz; Duty Cycle: 1:1
Medium parameters used (interpolated): $f = 806$ MHz; $\sigma = 0.891$ mho/m; $\epsilon_r = 42.6$; $\rho = 1000$ kg/m³
Phantom section: Flat Section

DASY4 Configuration:

- Probe: EX3DV4 - SN3600 2016; ConvF(8.12, 8.12, 8.12); Calibrated: 27/04/2016
- Sensor-Surface: 4mm (Mechanical Surface Detection (Locations From Previous Scan Used)) Sensor-Surface: 4mm (Mechanical Surface Detection)
- Electronics: DAE4 Sn353 2016; Calibrated: 20/04/2016
- Phantom: ELI v5.0; Type: QDOVA002AA; Serial: TP:xxxx
- Measurement SW: DASY4, V4.5 Build 19; Postprocessing SW: SEMCAD, V1.8 Build 145

H16 XL-185,806 MHz, ant 4450-02, bat HR003, Lotus/Area Scan (8x19x1): Measurement grid: dx=15mm, dy=15mm

[Info: Interpolated medium parameters used for SAR evaluation!](#)

Maximum value of SAR (measured) = 2.57 mW/g

H16 XL-185,806 MHz, ant 4450-02, bat HR003, Lotus/Zoom Scan (5x5x7)/Cube 0: Measurement grid: dx=7.5mm, dy=7.5mm, dz=5mm

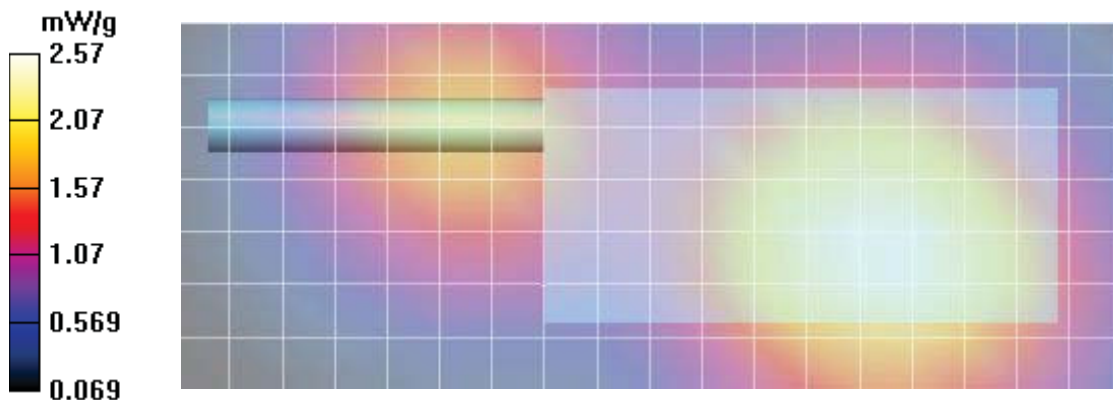
Reference Value = 38.2 V/m; Power Drift = 0.062 dB

Peak SAR (extrapolated) = 3.19 W/kg

SAR(1 g) = 2.47 mW/g; SAR(10 g) = 1.85 mW/g

[Info: Interpolated medium parameters used for SAR evaluation!](#)

Maximum value of SAR (measured) = 2.60 mW/g



Plot H17

Date/Time: 30/12/2016 3:09:46 PM

Test Laboratory: Celltech Labs

DUT: Harris XL-185; Type: PTT Radio Transceiver; Serial: 789-E00006 & 789-E00008
Program Name: 835H

Communication System: Harris; Frequency: 816 MHz; Duty Cycle: 1:1
Medium parameters used (interpolated): $f = 816$ MHz; $\sigma = 0.901$ mho/m; $\epsilon_r = 42.5$; $\rho = 1000$ kg/m³
Phantom section: Flat Section

DASY4 Configuration:

- Probe: EX3DV4 - SN3600 2016; ConvF(8.12, 8.12, 8.12); Calibrated: 27/04/2016
- Sensor-Surface: 4mm (Mechanical Surface Detection (Locations From Previous Scan Used)) Sensor-Surface: 4mm (Mechanical Surface Detection)
- Electronics: DAE4 Sn353 2016; Calibrated: 20/04/2016
- Phantom: ELI v5.0; Type: QDOVA002AA; Serial: TP:xxxx
- Measurement SW: DASY4, V4.5 Build 19; Postprocessing SW: SEMCAD, V1.8 Build 145

H17 XL-185,816 MHz, ant 4450-02, bat HR003, Lotus/Area Scan (8x19x1): Measurement grid: dx=15mm, dy=15mm

[Info: Interpolated medium parameters used for SAR evaluation!](#)

Maximum value of SAR (measured) = 2.47 mW/g

H17 XL-185,816 MHz, ant 4450-02, bat HR003, Lotus/Zoom Scan (5x5x7)/Cube 0: Measurement grid: dx=7.5mm, dy=7.5mm, dz=5mm

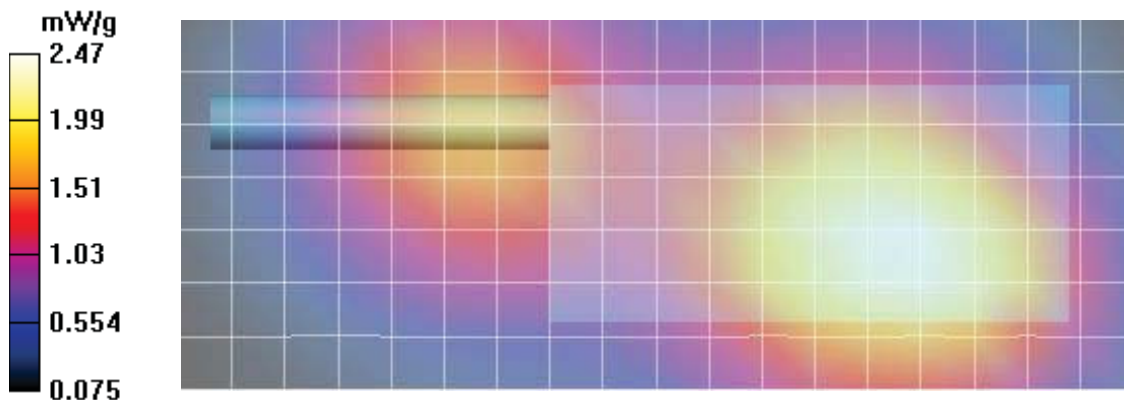
Reference Value = 38.9 V/m; Power Drift = -0.034 dB

Peak SAR (extrapolated) = 3.03 W/kg

SAR(1 g) = 2.34 mW/g; SAR(10 g) = 1.74 mW/g

[Info: Interpolated medium parameters used for SAR evaluation!](#)

Maximum value of SAR (measured) = 2.46 mW/g



Plot H18

Date/Time: 30/12/2016 3:28:37 PM

Test Laboratory: Celltech Labs

DUT: Harris XL-185; Type: PTT Radio Transceiver; Serial: 789-E00006 & 789-E00008
Program Name: 835H

Communication System: Harris; Frequency: 851 MHz; Duty Cycle: 1:1
Medium parameters used (interpolated): $f = 851$ MHz; $\sigma = 0.95$ mho/m; $\epsilon_r = 41.9$; $\rho = 1000$ kg/m³
Phantom section: Flat Section

DASY4 Configuration:

- Probe: EX3DV4 - SN3600 2016; ConvF(8.12, 8.12, 8.12); Calibrated: 27/04/2016
- Sensor-Surface: 4mm (Mechanical Surface Detection (Locations From Previous Scan Used)) Sensor-Surface: 4mm (Mechanical Surface Detection)
- Electronics: DAE4 Sn353 2016; Calibrated: 20/04/2016
- Phantom: ELI v5.0; Type: QDOVA002AA; Serial: TP:xxxx
- Measurement SW: DASY4, V4.5 Build 19; Postprocessing SW: SEMCAD, V1.8 Build 145

H18 XL-185,851 MHz, ant 4450-02, bat HR003, Lotus/Area Scan (8x19x1): Measurement grid: dx=15mm, dy=15mm

[Info: Interpolated medium parameters used for SAR evaluation!](#)

Maximum value of SAR (measured) = 2.22 mW/g

H18 XL-185,851 MHz, ant 4450-02, bat HR003, Lotus/Zoom Scan (5x5x7)/Cube 0: Measurement grid: dx=7.5mm, dy=7.5mm, dz=5mm

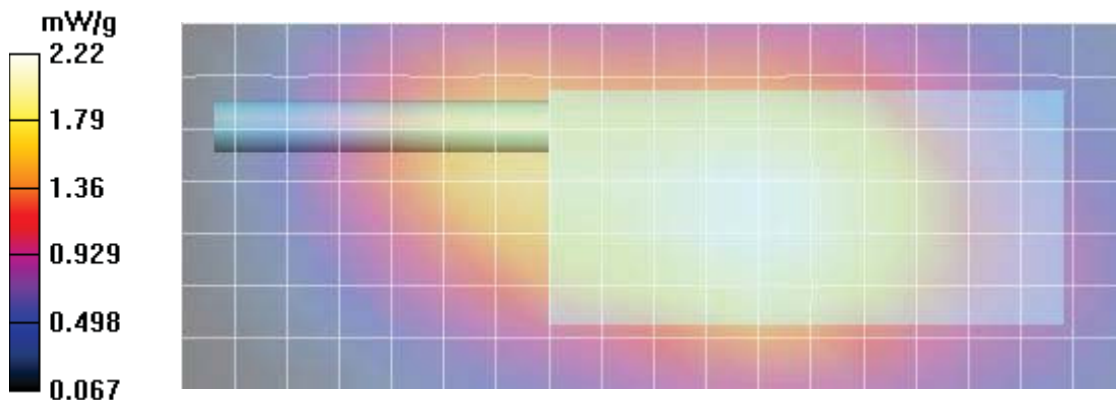
Reference Value = 43.8 V/m; Power Drift = -0.083 dB

Peak SAR (extrapolated) = 2.79 W/kg

SAR(1 g) = 2.13 mW/g; SAR(10 g) = 1.59 mW/g

[Info: Interpolated medium parameters used for SAR evaluation!](#)

Maximum value of SAR (measured) = 2.24 mW/g



Plot H19

Date/Time: 03/01/2017 11:29:38 AM

Test Laboratory: Celltech Labs

DUT: Harris XL-185; Type: PTT Radio Transceiver; Serial: 789-E00006 & 789-E00008
Program Name: 835H

Communication System: Harris; Frequency: 861 MHz; Duty Cycle: 1:1
Medium parameters used (interpolated): $f = 861 \text{ MHz}$; $\sigma = 0.932 \text{ mho/m}$; $\epsilon_r = 41$; $\rho = 1000 \text{ kg/m}^3$
Phantom section: Flat Section

DASY4 Configuration:

- Probe: EX3DV4 - SN3600 2016; ConvF(8.12, 8.12, 8.12); Calibrated: 27/04/2016
- Sensor-Surface: 4mm (Mechanical Surface Detection (Locations From Previous Scan Used)) Sensor-Surface: 4mm (Mechanical Surface Detection)
- Electronics: DAE4 Sn353 2016; Calibrated: 20/04/2016
- Phantom: ELI v5.0; Type: QDOVA002AA; Serial: TP:xxxx
- Measurement SW: DASY4, V4.5 Build 19; Postprocessing SW: SEMCAD, V1.8 Build 145

H19 XL-185,861MHz, ant 4450-02, bat HR003, Lotus/Area Scan (8x19x1): Measurement grid: $dx=15\text{mm}$, $dy=15\text{mm}$

[Info: Interpolated medium parameters used for SAR evaluation!](#)

Maximum value of SAR (measured) = 2.47 mW/g

H19 XL-185,861MHz, ant 4450-02, bat HR003, Lotus/Zoom Scan (5x5x7)/Cube 0: Measurement grid: $dx=7.5\text{mm}$, $dy=7.5\text{mm}$, $dz=5\text{mm}$

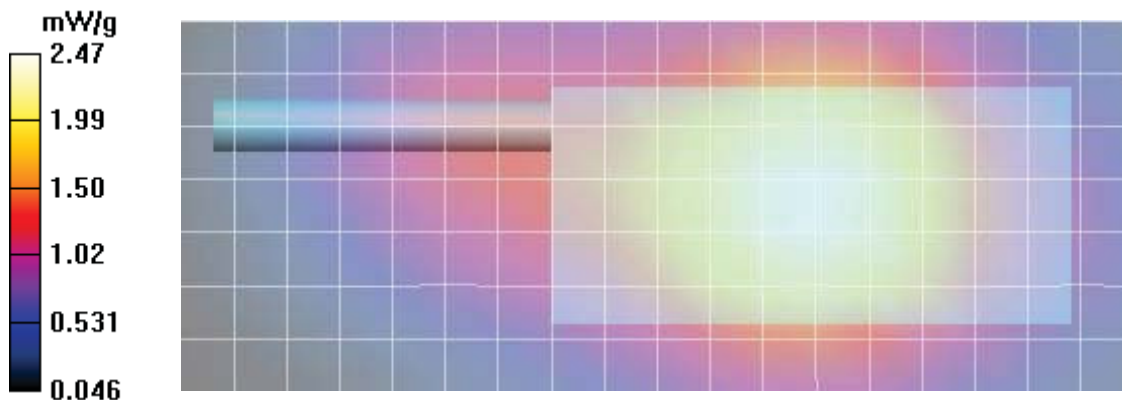
Reference Value = 37.2 V/m; Power Drift = -0.134 dB

Peak SAR (extrapolated) = 3.15 W/kg

SAR(1 g) = 2.38 mW/g; SAR(10 g) = 1.76 mW/g

[Info: Interpolated medium parameters used for SAR evaluation!](#)

Maximum value of SAR (measured) = 2.51 mW/g



Plot H20

Date/Time: 03/01/2017 12:29:59 PM

Test Laboratory: Celltech Labs

DUT: Harris XL-185; Type: PTT Radio Transceiver; Serial: 789-E00006 & 789-E00008
 Program Name: 835H

Communication System: Harris; Frequency: 896 MHz; Duty Cycle: 1:1
 Medium parameters used (interpolated): $f = 896$ MHz; $\sigma = 0.942$ mho/m; $\epsilon_r = 40.5$; $\rho = 1000$ kg/m³
 Phantom section: Flat Section

DASY4 Configuration:

- Probe: EX3DV4 - SN3600 2016; ConvF(8.12, 8.12, 8.12); Calibrated: 27/04/2016
- Sensor-Surface: 4mm (Mechanical Surface Detection (Locations From Previous Scan Used)) Sensor-Surface: 4mm (Mechanical Surface Detection)
- Electronics: DAE4 Sn353 2016; Calibrated: 20/04/2016
- Phantom: ELI v5.0; Type: QDOVA002AA; Serial: TP:xxxx
- Measurement SW: DASY4, V4.5 Build 19; Postprocessing SW: SEMCAD, V1.8 Build 145

H20 XL-185,896 MHz, ant 4450-02, bat HR003, Lotus/Area Scan (8x19x1): Measurement grid: dx=15mm, dy=15mm

[Info: Interpolated medium parameters used for SAR evaluation!](#)

Maximum value of SAR (measured) = 3.52 mW/g

H20 XL-185,896 MHz, ant 4450-02, bat HR003, Lotus/Zoom Scan (5x5x7)/Cube 0: Measurement grid: dx=7.5mm, dy=7.5mm, dz=5mm


Reference Value = 34.7 V/m; Power Drift = -0.00 dB

Peak SAR (extrapolated) = 4.55 W/kg

SAR(1 g) = 3.4 mW/g; SAR(10 g) = 2.47 mW/g

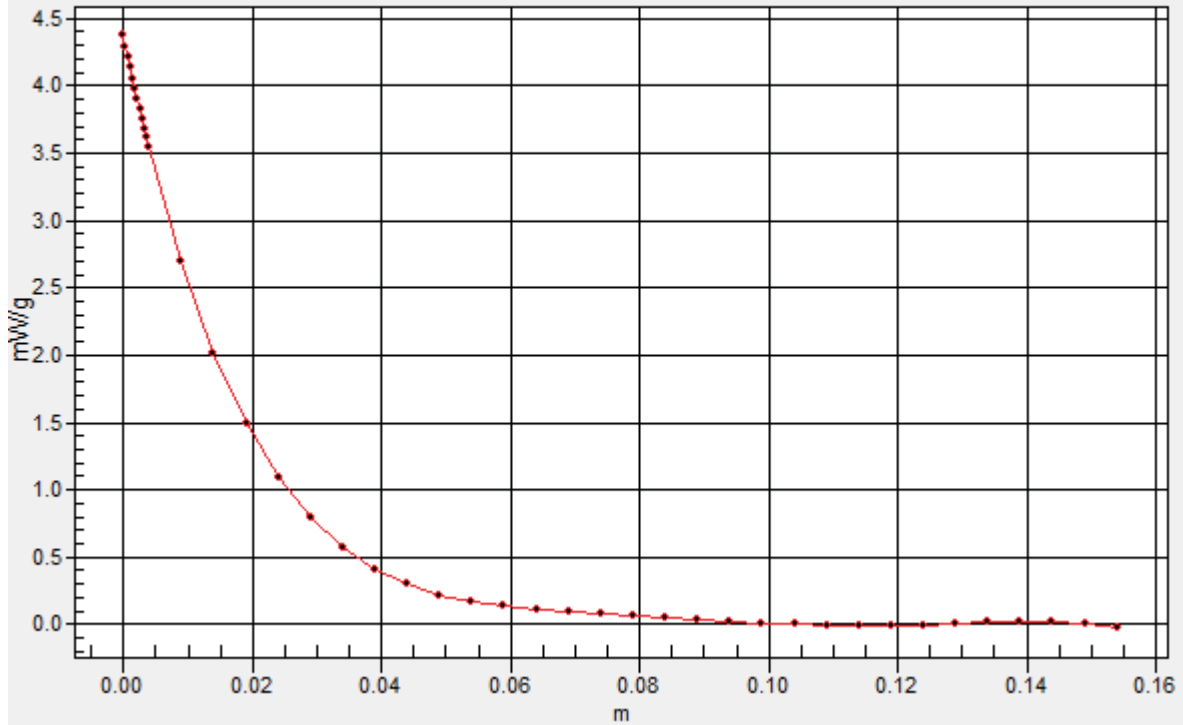
[Info: Interpolated medium parameters used for SAR evaluation!](#)

Maximum value of SAR (measured) = 3.58 mW/g



Interpolated SAR(x,y,z,f0)

SAR; Z Scan: Value Along Z, X=0, Y=0



Plot H21

Date/Time: 03/01/2017 12:12:12 PM

Test Laboratory: Celltech Labs

DUT: Harris XL-185; Type: PTT Radio Transceiver; Serial: 789-E00006 & 789-E00008
Program Name: 835H

Communication System: Harris; Frequency: 901 MHz; Duty Cycle: 1:1
Medium parameters used (interpolated): $f = 901$ MHz; $\sigma = 0.952$ mho/m; $\epsilon_r = 40.4$; $\rho = 1000$ kg/m³
Phantom section: Flat Section

DASY4 Configuration:

- Probe: EX3DV4 - SN3600 2016; ConvF(8.12, 8.12, 8.12); Calibrated: 27/04/2016
- Sensor-Surface: 4mm (Mechanical Surface Detection (Locations From Previous Scan Used)) Sensor-Surface: 4mm (Mechanical Surface Detection)
- Electronics: DAE4 Sn353 2016; Calibrated: 20/04/2016
- Phantom: ELI v5.0; Type: QDOVA002AA; Serial: TP:xxxx
- Measurement SW: DASY4, V4.5 Build 19; Postprocessing SW: SEMCAD, V1.8 Build 145

H21 XL-185,901 MHz, ant 4450-02, bat HR003, Lotus/Area Scan (8x19x1): Measurement grid: dx=15mm, dy=15mm

[Info: Interpolated medium parameters used for SAR evaluation!](#)

Maximum value of SAR (measured) = 2.92 mW/g

H21 XL-185,901 MHz, ant 4450-02, bat HR003, Lotus/Zoom Scan (5x5x7)/Cube 0: Measurement grid: dx=7.5mm, dy=7.5mm, dz=5mm

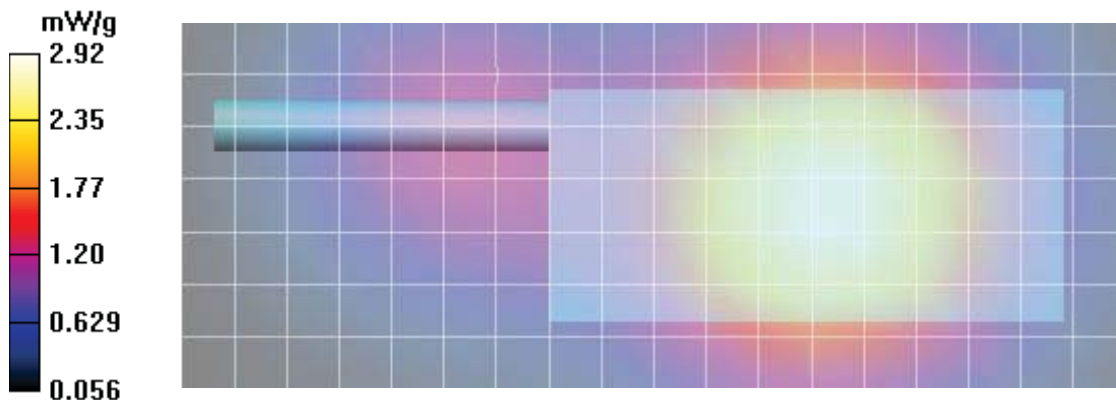
Reference Value = 32.4 V/m; Power Drift = -0.044 dB

Peak SAR (extrapolated) = 3.82 W/kg

SAR(1 g) = 2.86 mW/g; SAR(10 g) = 2.08 mW/g

[Info: Interpolated medium parameters used for SAR evaluation!](#)

Maximum value of SAR (measured) = 3.02 mW/g



Plot H22

Date/Time: 03/01/2017 12:49:20 PM

Test Laboratory: Celltech Labs

DUT: Harris XL-185; Type: PTT Radio Transceiver; Serial: 789-E00006 & 789-E00008
Program Name: 835H


Communication System: Harris; Frequency: 935 MHz; Duty Cycle: 1:1
Medium parameters used: $f = 935 \text{ MHz}$; $\sigma = 1 \text{ mho/m}$; $\epsilon_r = 40$; $\rho = 1000 \text{ kg/m}^3$
Phantom section: Flat Section

DASY4 Configuration:

- Probe: EX3DV4 - SN3600 2016; ConvF(8.12, 8.12, 8.12); Calibrated: 27/04/2016
- Sensor-Surface: 4mm (Mechanical Surface Detection (Locations From Previous Scan Used)) Sensor-Surface: 4mm (Mechanical Surface Detection)
- Electronics: DAE4 Sn353 2016; Calibrated: 20/04/2016
- Phantom: ELI v5.0; Type: QDOVA002AA; Serial: TP:xxxx
- Measurement SW: DASY4, V4.5 Build 19; Postprocessing SW: SEMCAD, V1.8 Build 145

H22 XL-185,935 MHz, ant 4450-02, bat HR003, Lotus/Area Scan (8x19x1): Measurement grid: $dx=15\text{mm}$, $dy=15\text{mm}$
Maximum value of SAR (measured) = 3.07 mW/g

H22 XL-185,935 MHz, ant 4450-02, bat HR003, Lotus/Zoom Scan (5x5x7)/Cube 0: Measurement grid: $dx=7.5\text{mm}$, $dy=7.5\text{mm}$, $dz=5\text{mm}$
Reference Value = 36.6 V/m; Power Drift = -0.119 dB
Peak SAR (extrapolated) = 4.03 W/kg
SAR(1 g) = 2.99 mW/g; SAR(10 g) = 2.15 mW/g
Maximum value of SAR (measured) = 3.16 mW/g



Plot H24

Date/Time: 03/01/2017 1:32:31PM

Test Laboratory: Celltech Labs

DUT: Harris XL-185; Type: PTT Radio Transceiver; Serial: 789-E00006 & 789-E00008
 Program Name: 835H

Communication System: Harris; Frequency: 896 MHz; Duty Cycle: 1:1
 Medium parameters used (interpolated): $f = 896$ MHz; $\sigma = 0.942$ mho/m; $\epsilon_r = 40.5$; $\rho = 1000$ kg/m³
 Phantom section: Flat Section

DASY4 Configuration:

- Probe: EX3DV4 - SN3600 2016; ConvF(8.12, 8.12, 8.12); Calibrated: 27/04/2016
- Sensor-Surface: 4mm (Mechanical Surface Detection (Locations From Previous Scan Used)) Sensor-Surface: 4mm (Mechanical Surface Detection)
- Electronics: DAE4 Sn353 2016; Calibrated: 20/04/2016
- Phantom: ELI v5.0; Type: QDOVA002AA; Serial: TP:xxxx
- Measurement SW: DASY4, V4.5 Build 19; Postprocessing SW: SEMCAD, V1.8 Build 145

H24 XL-185,896 MHz, ant 4450-02, bat 4010-04, Lotus/Area Scan (8x19x1): Measurement grid: dx=15mm, dy=15mm

[Info: Interpolated medium parameters used for SAR evaluation!](#)

Maximum value of SAR (measured) = 2.91 mW/g

H24 XL-185,896 MHz, ant 4450-02, bat 4010-04, Lotus/Zoom Scan (5x5x7)/Cube 0: Measurement grid: dx=7.5mm, dy=7.5mm, dz=5mm

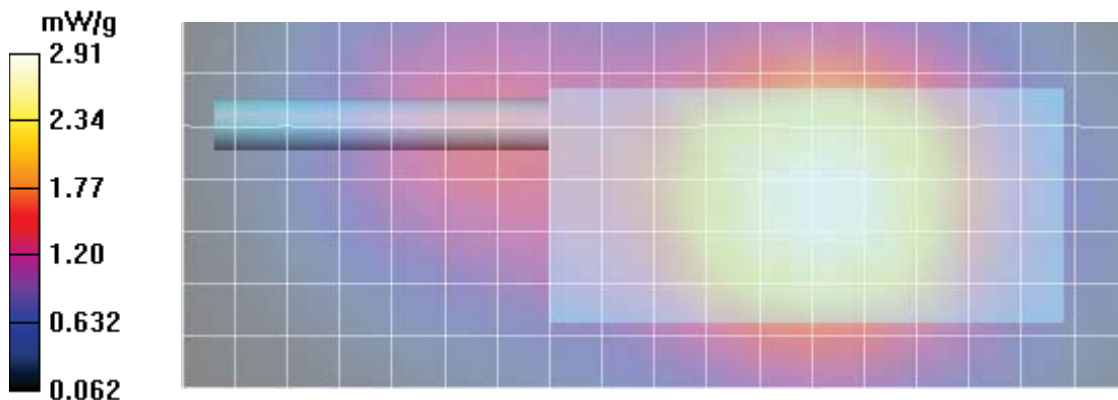
Reference Value = 36.6 V/m; Power Drift = 0.053 dB

Peak SAR (extrapolated) = 3.76 W/kg

SAR(1 g) = 2.82 mW/g; SAR(10 g) = 2.06 mW/g

[Info: Interpolated medium parameters used for SAR evaluation!](#)

Maximum value of SAR (measured) = 2.98 mW/g



Plot H25

Date/Time: 03/01/2017 2:28:26 PM

Test Laboratory: Celltech Labs

DUT: Harris XL-185; Type: PTT Radio Transceiver; Serial: 789-E00006 & 789-E00008
Program Name: 835H

Communication System: Harris; Frequency: 896 MHz; Duty Cycle: 1:1
Medium parameters used (interpolated): $f = 896$ MHz; $\sigma = 0.942$ mho/m; $\epsilon_r = 40.5$; $\rho = 1000$ kg/m³
Phantom section: Flat Section

DASY4 Configuration:

- Probe: EX3DV4 - SN3600 2016; ConvF(8.12, 8.12, 8.12); Calibrated: 27/04/2016
- Sensor-Surface: 4mm (Mechanical Surface Detection (Locations From Previous Scan Used)) Sensor-Surface: 4mm (Mechanical Surface Detection)
- Electronics: DAE4 Sn353 2016; Calibrated: 20/04/2016
- Phantom: ELI v5.0; Type: QDOVA002AA; Serial: TP:xxxx
- Measurement SW: DASY4, V4.5 Build 19; Postprocessing SW: SEMCAD, V1.8 Build 145

H25 XL-185,896 MHz, ant 11223/02, bat HR003, Lotus/Area Scan (8x19x1): Measurement grid: dx=15mm, dy=15mm

[Info: Interpolated medium parameters used for SAR evaluation!](#)

Maximum value of SAR (measured) = 2.42 mW/g

H25 XL-185,896 MHz, ant 11223/02, bat HR003, Lotus/Zoom Scan (5x5x7)/Cube 0: Measurement grid: dx=7.5mm, dy=7.5mm, dz=5mm

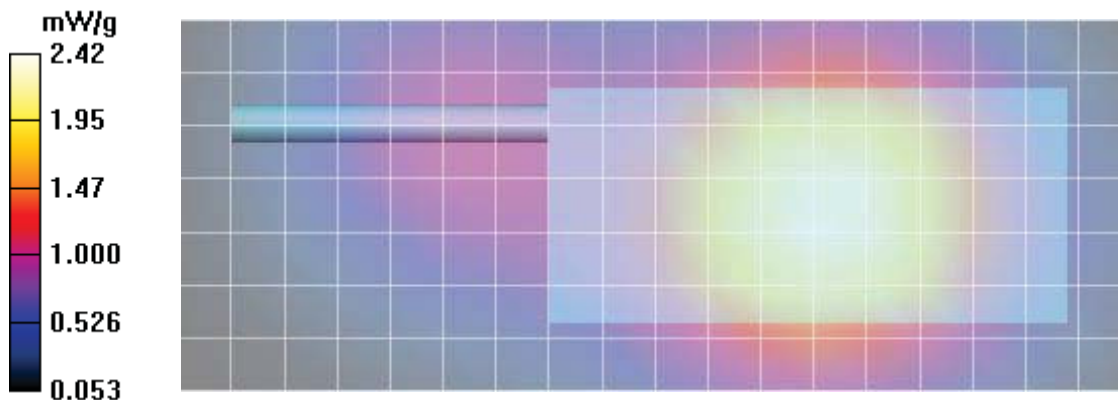
Reference Value = 29.4 V/m; Power Drift = 0.139 dB

Peak SAR (extrapolated) = 3.07 W/kg

SAR(1 g) = 2.31 mW/g; SAR(10 g) = 1.68 mW/g

[Info: Interpolated medium parameters used for SAR evaluation!](#)

Maximum value of SAR (measured) = 2.43 mW/g



Plot H26

Date/Time: 03/01/2017 2:46:46 PM

Test Laboratory: Celltech Labs

DUT: Harris XL-185; Type: PTT Radio Transceiver; Serial: 789-E00006 & 789-E00008
 Program Name: 835H

Communication System: Harris; Frequency: 901 MHz; Duty Cycle: 1:1
 Medium parameters used (interpolated): $f = 901$ MHz; $\sigma = 0.952$ mho/m; $\epsilon_r = 40.4$; $\rho = 1000$ kg/m³
 Phantom section: Flat Section

DASY4 Configuration:

- Probe: EX3DV4 - SN3600 2016; ConvF(8.12, 8.12, 8.12); Calibrated: 27/04/2016
- Sensor-Surface: 4mm (Mechanical Surface Detection (Locations From Previous Scan Used)) Sensor-Surface: 4mm (Mechanical Surface Detection)
- Electronics: DAE4 Sn353 2016; Calibrated: 20/04/2016
- Phantom: ELI v5.0; Type: QDOVA002AA; Serial: TP:xxxx
- Measurement SW: DASY4, V4.5 Build 19; Postprocessing SW: SEMCAD, V1.8 Build 145

H26 XL-185,901 MHz, ant 11223/02, bat HR003, Lotus/Area Scan (8x19x1): Measurement grid: dx=15mm, dy=15mm

[Info: Interpolated medium parameters used for SAR evaluation!](#)

Maximum value of SAR (measured) = 2.12 mW/g

H26 XL-185,901 MHz, ant 11223/02, bat HR003, Lotus/Zoom Scan (5x5x7)/Cube 0: Measurement grid: dx=7.5mm, dy=7.5mm, dz=5mm

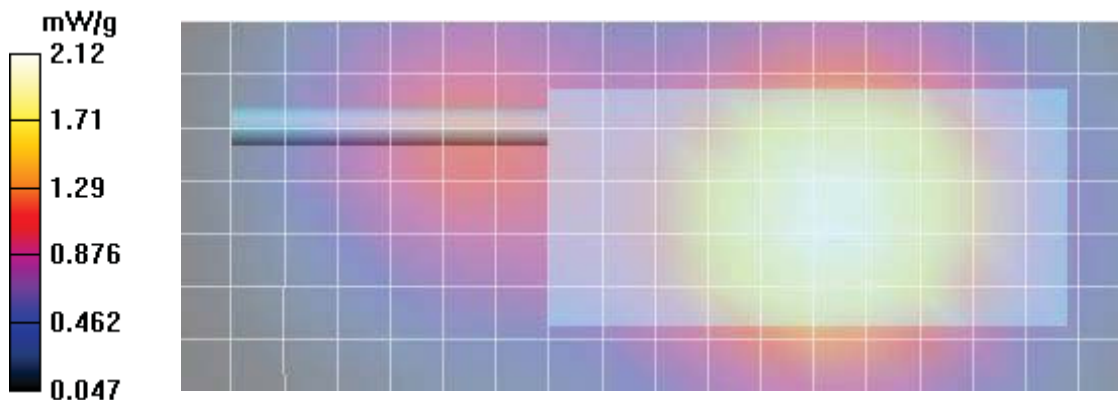
Reference Value = 30.9 V/m; Power Drift = 0.023 dB

Peak SAR (extrapolated) = 2.71 W/kg

SAR(1 g) = 2.03 mW/g; SAR(10 g) = 1.48 mW/g

[Info: Interpolated medium parameters used for SAR evaluation!](#)

Maximum value of SAR (measured) = 2.14 mW/g



Plot H27

Date/Time: 03/01/2017 3:32:09 PM

Test Laboratory: Celltech Labs

DUT: Harris XL-185; Type: PTT Radio Transceiver; Serial: 789-E00006 & 789-E00008
Program Name: 835H

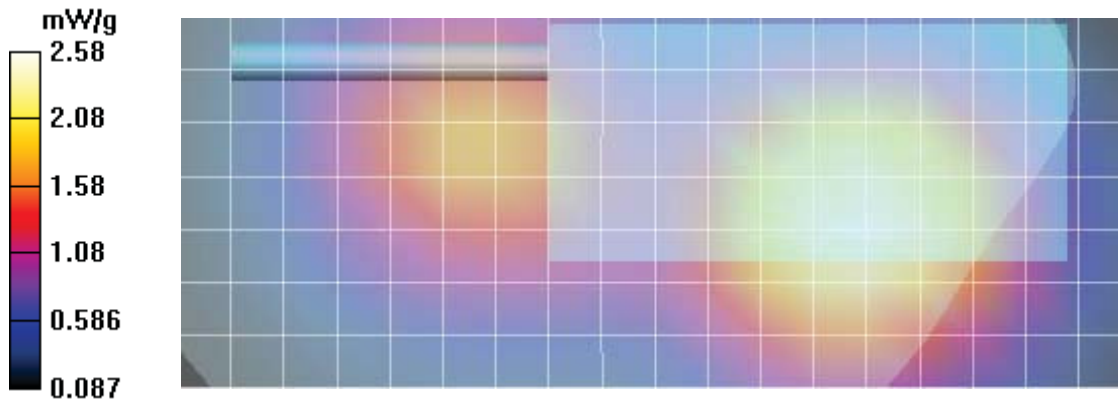
Communication System: Harris; Frequency: 935 MHz; Duty Cycle: 1:1
Medium parameters used: $f = 935 \text{ MHz}$; $\sigma = 1 \text{ mho/m}$; $\epsilon_r = 40$; $\rho = 1000 \text{ kg/m}^3$
Phantom section: Flat Section

DASY4 Configuration:

- Probe: EX3DV4 - SN3600 2016; ConvF(8.12, 8.12, 8.12); Calibrated: 27/04/2016
- Sensor-Surface: 4mm (Mechanical Surface Detection (Locations From Previous Scan Used)) Sensor-Surface: 4mm (Mechanical Surface Detection)
- Electronics: DAE4 Sn353 2016; Calibrated: 20/04/2016
- Phantom: SAM with CRP; Type: SAM;
- Measurement SW: DASY4, V4.5 Build 19; Postprocessing SW: SEMCAD, V1.8 Build 145

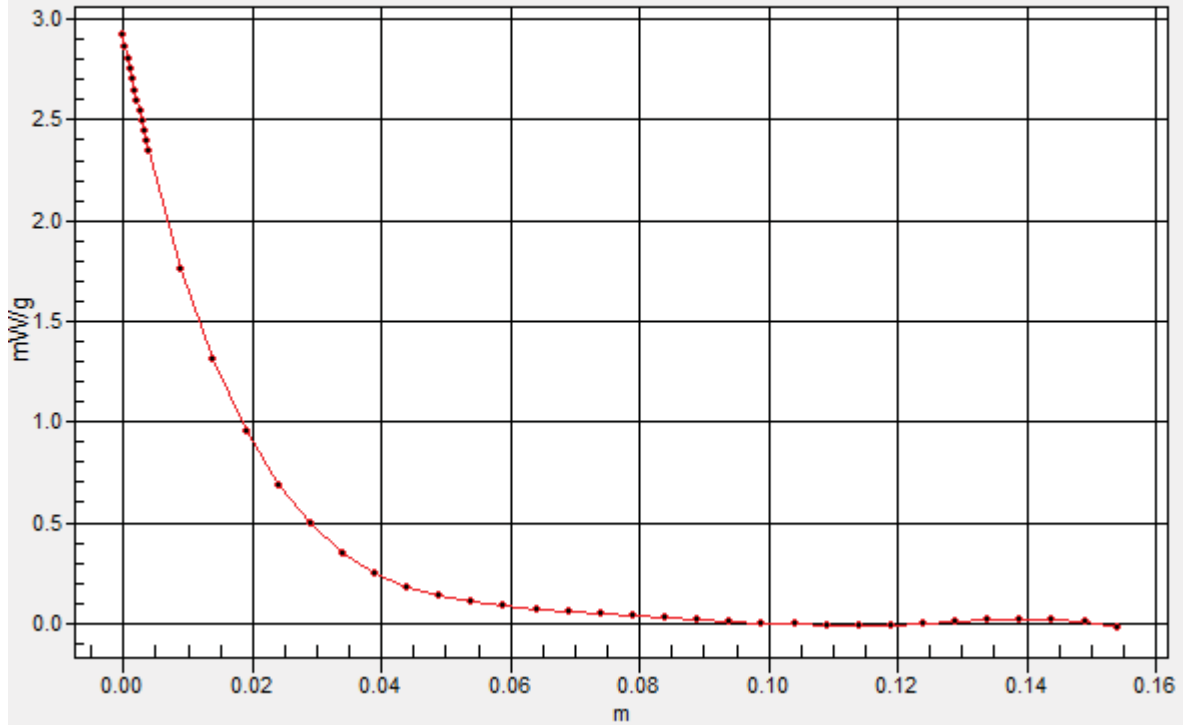
H27 XL-185,935 MHz, ant 11223/02, bat HR003, Lotus/Area Scan (8x19x1): Measurement grid: $dx=15\text{mm}$, $dy=15\text{mm}$
Maximum value of SAR (measured) = 2.58 mW/g

H27 XL-185,935 MHz, ant 11223/02, bat HR003, Lotus/Zoom Scan (5x5x7)/Cube 0: Measurement grid: $dx=7.5\text{mm}$, $dy=7.5\text{mm}$, $dz=5\text{mm}$
Reference Value = 38.9 V/m; Power Drift = -0.165 dB
Peak SAR (extrapolated) = 3.12 W/kg
SAR(1 g) = 2.31 mW/g; SAR(10 g) = 1.67 mW/g
Maximum value of SAR (measured) = 2.44 mW/g



Interpolated SAR(x,y,z,f0)

SAR; Z Scan: Value Along Z, X=0, Y=0



Plot H29

Date/Time: 04/01/2017 10:48:59 AM

Test Laboratory: Celltech Labs

DUT: Harris XL-185; Type: PTT Radio Transceiver; Serial: 789-E00006 & 789-E00008
Program Name: 835H

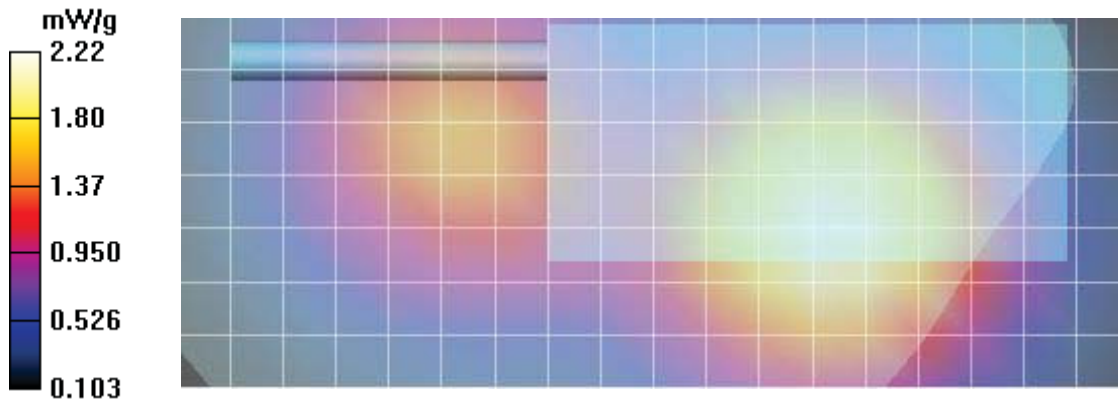
Communication System: Harris; Frequency: 935 MHz; Duty Cycle: 1:1
Medium parameters used: $f = 935 \text{ MHz}$; $\sigma = 1 \text{ mho/m}$; $\epsilon_r = 40$; $\rho = 1000 \text{ kg/m}^3$
Phantom section: Flat Section

DASY4 Configuration:

- Probe: EX3DV4 - SN3600 2016; ConvF(8.12, 8.12, 8.12); Calibrated: 27/04/2016
- Sensor-Surface: 4mm (Mechanical Surface Detection (Locations From Previous Scan Used)) Sensor-Surface: 4mm (Mechanical Surface Detection)
- Electronics: DAE4 Sn353 2016; Calibrated: 20/04/2016
- Phantom: SAM with CRP; Type: SAM;
- Measurement SW: DASY4, V4.5 Build 19; Postprocessing SW: SEMCAD, V1.8 Build 145

H29 XL-185,w/c 935 MHz, ant 11223/02, bat 4010-04, Lotus/Area Scan (8x19x1): Measurement grid: $dx=15\text{mm}$, $dy=15\text{mm}$
Maximum value of SAR (measured) = 2.22 mW/g

H29 XL-185,w/c 935 MHz, ant 11223/02, bat 4010-04, Lotus/Zoom Scan (5x5x7)/Cube 0: Measurement grid: $dx=7.5\text{mm}$, $dy=7.5\text{mm}$, $dz=5\text{mm}$
Reference Value = 34.9 V/m; Power Drift = -0.217 dB
Peak SAR (extrapolated) = 2.73 W/kg
SAR(1 g) = 2.02 mW/g; SAR(10 g) = 1.45 mW/g
Maximum value of SAR (measured) = 2.13 mW/g



Plot B36

Date/Time: 05/01/2017 11:24:07 AM

Test Laboratory: Celltech Labs

DUT: Harris XL-185; Type: PTT Radio Transceiver; Serial: 789-E00006 & 789-E00008
Program Name: 2450B

Communication System: WiFi; Frequency: 2412 MHz; Duty Cycle: 1:1.11
Medium parameters used (interpolated): $f = 2412$ MHz; $\sigma = 1.95$ mho/m; $\epsilon_r = 49.6$; $\rho = 1000$ kg/m³
Phantom section: Flat Section

DASY4 Configuration:

- Probe: EX3DV4 - SN3600 2016; ConvF(6.55, 6.55, 6.55); Calibrated: 27/04/2016
- Sensor-Surface: 4mm (Mechanical Surface Detection (Locations From Previous Scan Used)) Sensor-Surface: 4mm (Mechanical Surface Detection)
- Electronics: DAE4 Sn353 2016; Calibrated: 20/04/2016
- Phantom: ELI v5.0; Type: QDOVA002AA; Serial: TP:xxxx
- Measurement SW: DASY4, V4.5 Build 19; Postprocessing SW: SEMCAD, V1.8 Build 145

B36 XL-185,2412 MHz, ant 4450-02, bat 4010-04, Lotus/Area Scan (8x19x1): Measurement grid: dx=15mm, dy=15mm

[Info: Interpolated medium parameters used for SAR evaluation!](#)

Maximum value of SAR (measured) = 0.013 mW/g

B36 XL-185,2412 MHz, ant 4450-02, bat 4010-04, Lotus/Zoom Scan (5x5x7)/Cube 0: Measurement grid: dx=7.5mm, dy=7.5mm, dz=5mm

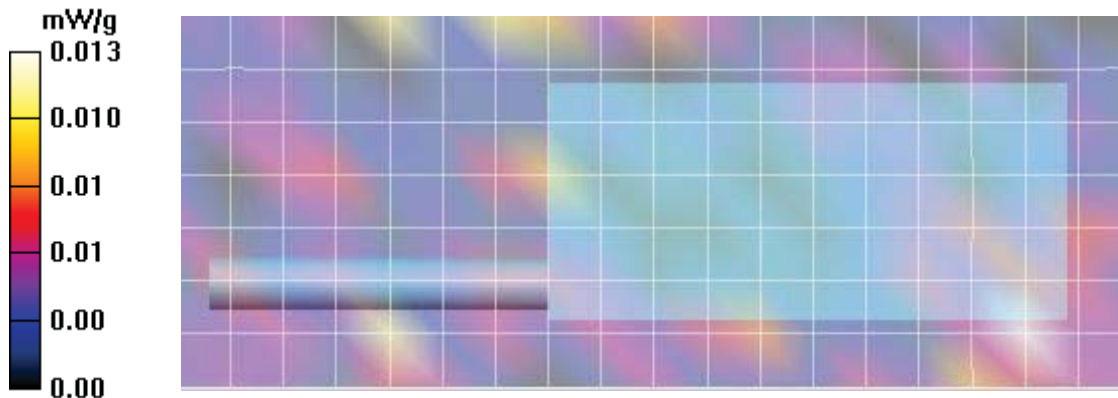
Reference Value = 0.992 V/m; Power Drift = -0.569 dB

Peak SAR (extrapolated) = 0.019 W/kg

SAR(1 g) = 0.00269 mW/g; SAR(10 g) = 0.000379 mW/g

[Info: Interpolated medium parameters used for SAR evaluation!](#)

Maximum value of SAR (measured) = 0.019 mW/g



Plot B37

Date/Time: 05/01/2017 11:42:58 AM

Test Laboratory: Celltech Labs

DUT: Harris XL-185; Type: PTT Radio Transceiver; Serial: 789-E00006 & 789-E00008
 Program Name: 2450B

Communication System: WiFi; Frequency: 2437 MHz; Duty Cycle: 1:1.11
 Medium parameters used (interpolated): $f = 2437$ MHz; $\sigma = 1.99$ mho/m; $\epsilon_r = 49.5$; $\rho = 1000$ kg/m³
 Phantom section: Flat Section

DASY4 Configuration:

- Probe: EX3DV4 - SN3600 2016; ConvF(6.55, 6.55, 6.55); Calibrated: 27/04/2016
- Sensor-Surface: 4mm (Mechanical Surface Detection (Locations From Previous Scan Used)) Sensor-Surface: 4mm (Mechanical Surface Detection)
- Electronics: DAE4 Sn353 2016; Calibrated: 20/04/2016
- Phantom: ELI v5.0; Type: QDOVA002AA; Serial: TP:xxxx
- Measurement SW: DASY4, V4.5 Build 19; Postprocessing SW: SEMCAD, V1.8 Build 145

B37 XL-185,2437 MHz, ant 4450-02, bat 4010-04, Lotus/Area Scan (8x19x1): Measurement grid: dx=15mm, dy=15mm

[Info: Interpolated medium parameters used for SAR evaluation!](#)

Maximum value of SAR (measured) = 0.010 mW/g

B37 XL-185,2437 MHz, ant 4450-02, bat 4010-04, Lotus/Zoom Scan (5x5x7)/Cube 0: Measurement grid: dx=7.5mm, dy=7.5mm, dz=5mm


Reference Value = 1.43 V/m; Power Drift = -4.19 dB

Peak SAR (extrapolated) = 0.020 W/kg

SAR(1 g) = 0.00322 mW/g; SAR(10 g) = 0.00107 mW/g

[Info: Interpolated medium parameters used for SAR evaluation!](#)

Maximum value of SAR (measured) = 0.016 mW/g



Plot B38

Date/Time: 05/01/2017 12:01:55 PM

Test Laboratory: Celltech Labs

DUT: Harris XL-185; Type: PTT Radio Transceiver; Serial: 789-E00006 & 789-E00008
Program Name: 2450B

Communication System: WiFi; Frequency: 2462 MHz; Duty Cycle: 1:1.11
Medium parameters used (interpolated): $f = 2462$ MHz; $\sigma = 2.03$ mho/m; $\epsilon_r = 49.7$; $\rho = 1000$ kg/m³
Phantom section: Flat Section

DASY4 Configuration:

- Probe: EX3DV4 - SN3600 2016; ConvF(6.55, 6.55, 6.55); Calibrated: 27/04/2016
- Sensor-Surface: 4mm (Mechanical Surface Detection (Locations From Previous Scan Used)) Sensor-Surface: 4mm (Mechanical Surface Detection)
- Electronics: DAE4 Sn353 2016; Calibrated: 20/04/2016
- Phantom: ELI v5.0; Type: QDOVA002AA; Serial: TP:xxxx
- Measurement SW: DASY4, V4.5 Build 19; Postprocessing SW: SEMCAD, V1.8 Build 145

B38 XL-185,2462 MHz, ant 4450-02, bat 4010-04, Lotus/Area Scan (8x19x1): Measurement grid: dx=15mm, dy=15mm

[Info: Interpolated medium parameters used for SAR evaluation!](#)

Maximum value of SAR (measured) = 0.019 mW/g

B38 XL-185,2462 MHz, ant 4450-02, bat 4010-04, Lotus/Zoom Scan (5x5x7)/Cube 0: Measurement grid: dx=7.5mm, dy=7.5mm, dz=5mm


Reference Value = 1.47 V/m; Power Drift = 3.25 dB

Peak SAR (extrapolated) = 0.016 W/kg

SAR(1 g) = 0.0028 mW/g; SAR(10 g) = 0.000535 mW/g

[Info: Interpolated medium parameters used for SAR evaluation!](#)

Maximum value of SAR (measured) = 0.016 mW/g



Plot B39

Date/Time: 05/01/2017 12:19:04 PM

Test Laboratory: Celltech Labs

DUT: Harris XL-185; Type: PTT Radio Transceiver; Serial: 789-E00006 & 789-E00008
Program Name: 2450B

Communication System: WiFi; Frequency: 2437 MHz; Duty Cycle: 1:1.11
Medium parameters used (interpolated): $f = 2437$ MHz; $\sigma = 1.99$ mho/m; $\epsilon_r = 49.5$; $\rho = 1000$ kg/m³
Phantom section: Flat Section

DASY4 Configuration:

- Probe: EX3DV4 - SN3600 2016; ConvF(6.55, 6.55, 6.55); Calibrated: 27/04/2016
- Sensor-Surface: 4mm (Mechanical Surface Detection (Locations From Previous Scan Used)) Sensor-Surface: 4mm (Mechanical Surface Detection)
- Electronics: DAE4 Sn353 2016; Calibrated: 20/04/2016
- Phantom: ELI v5.0; Type: QDOVA002AA; Serial: TP:xxxx
- Measurement SW: DASY4, V4.5 Build 19; Postprocessing SW: SEMCAD, V1.8 Build 145

B39 XL-185,w/c 2437 MHz, ant 4450-02, bat 4010-04,LUE/Area Scan (8x19x1): Measurement grid: dx=15mm, dy=15mm

[Info: Interpolated medium parameters used for SAR evaluation!](#)

Maximum value of SAR (measured) = 0.01 mW/g

B39 XL-185,w/c 2437 MHz, ant 4450-02, bat 4010-04,LUE/Zoom Scan (5x5x7)/Cube 0: Measurement grid: dx=7.5mm, dy=7.5mm, dz=5mm

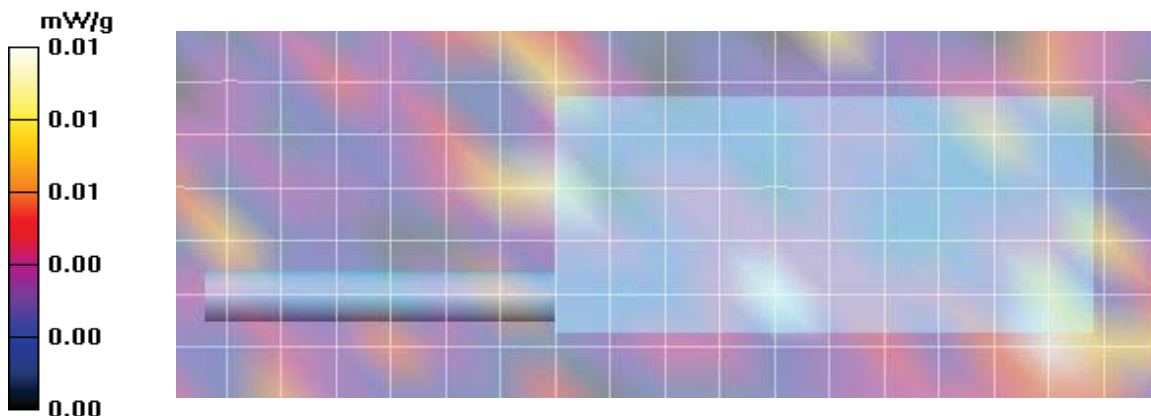
Reference Value = 1.27 V/m; Power Drift = 0.597 dB

Peak SAR (extrapolated) = 0.020 W/kg

SAR(1 g) = 0.00415 mW/g; SAR(10 g) = 0.000936 mW/g

[Info: Interpolated medium parameters used for SAR evaluation!](#)

Maximum value of SAR (measured) = 0.020 mW/g



Plot B41

Date/Time: 05/01/2017 1:31:06 PM

Test Laboratory: Celltech Labs

DUT: Harris XL-185; Type: PTT Radio Transceiver; Serial: 789-E00006 & 789-E00008
Program Name: 2450B

Communication System: WiFi; Frequency: 2480 MHz; Duty Cycle: 1:1
Medium parameters used: $f = 2480$ MHz; $\sigma = 2.07$ mho/m; $\epsilon_r = 49.5$; $\rho = 1000$ kg/m³
Phantom section: Flat Section


DASY4 Configuration:

- Probe: EX3DV4 - SN3600 2016; ConvF(6.55, 6.55, 6.55); Calibrated: 27/04/2016
- Sensor-Surface: 4mm (Mechanical Surface Detection (Locations From Previous Scan Used)) Sensor-Surface: 4mm (Mechanical Surface Detection)
- Electronics: DAE4 Sn353 2016; Calibrated: 20/04/2016
- Phantom: ELI v5.0; Type: QDOVA002AA; Serial: TP:xxxx
- Measurement SW: DASY4, V4.5 Build 19; Postprocessing SW: SEMCAD, V1.8 Build 145

B41 XL-185,2480 MHz, ant 4450-02, bat 4010-04, Lotus/Area Scan (8x19x1): Measurement grid: dx=15mm, dy=15mm
Maximum value of SAR (measured) = 0.013 mW/g

B41 XL-185,2480 MHz, ant 4450-02, bat 4010-04, Lotus/Zoom Scan (5x5x7)/Cube 0: Measurement grid: dx=7.5mm, dy=7.5mm, dz=5mm
Reference Value = 0.625 V/m; Power Drift = 7.41 dB
Peak SAR (extrapolated) = 0.012 W/kg
SAR(1 g) = 0.00106 mW/g; SAR(10 g) = 0.00016 mW/g

Maximum value of SAR (measured) = 0.017 mW/g



Plot H30

Date/Time: 09/01/2017 2:50:30 PM

Test Laboratory: Celltech Labs

DUT: Harris XL-185; Type: PTT Radio Transceiver; Serial: 789-E00006 & 789-E00008
Program Name: 2450B

Communication System: WiFi; Frequency: 2412 MHz; Duty Cycle: 1:1.11
Medium parameters used (interpolated): $f = 2412$ MHz; $\sigma = 1.87$ mho/m; $\epsilon_r = 39.7$; $\rho = 1000$ kg/m³
Phantom section: Flat Section

DASY4 Configuration:

- Probe: EX3DV4 - SN3600 2016; ConvF(6.37, 6.37, 6.37); Calibrated: 27/04/2016
- Sensor-Surface: 4mm (Mechanical Surface Detection (Locations From Previous Scan Used)) Sensor-Surface: 4mm (Mechanical Surface Detection)
- Electronics: DAE4 Sn353 2016; Calibrated: 20/04/2016
- Phantom: ELI v5.0; Type: QDOVA002AA; Serial: TP:xxxx
- Measurement SW: DASY4, V4.5 Build 19; Postprocessing SW: SEMCAD, V1.8 Build 145

H30 XL-185,2412 MHz, ant 4450-02, bat 4010-04, Lotus/Area Scan (8x19x1): Measurement grid: dx=15mm, dy=15mm

[Info: Interpolated medium parameters used for SAR evaluation!](#)

Maximum value of SAR (measured) = 0.01 mW/g

H30 XL-185,2412 MHz, ant 4450-02, bat 4010-04, Lotus/Zoom Scan (5x5x7)/Cube 0: Measurement grid: dx=7.5mm, dy=7.5mm, dz=5mm

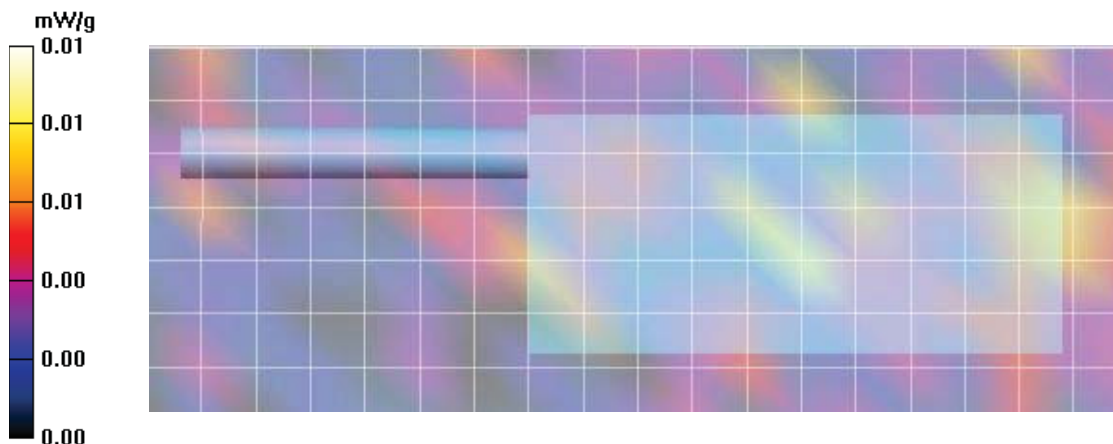
Reference Value = 0.646 V/m; Power Drift = 9.01 dB

Peak SAR (extrapolated) = 0.012 W/kg

SAR(1 g) = 0.00383 mW/g; SAR(10 g) = 0.0019 mW/g

[Info: Interpolated medium parameters used for SAR evaluation!](#)

Maximum value of SAR (measured) = 0.011 mW/g



Plot H31

Date/Time: 09/01/2017 3:19:10 PM

Test Laboratory: Celltech Labs

DUT: Harris XL-185; Type: PTT Radio Transceiver; Serial: 789-E00006 & 789-E00008
Program Name: 2450B

Communication System: WiFi; Frequency: 2437 MHz; Duty Cycle: 1:1.11
Medium parameters used (interpolated): $f = 2437$ MHz; $\sigma = 1.91$ mho/m; $\epsilon_r = 39.5$; $\rho = 1000$ kg/m³
Phantom section: Flat Section

DASY4 Configuration:

- Probe: EX3DV4 - SN3600 2016; ConvF(6.37, 6.37, 6.37); Calibrated: 27/04/2016
- Sensor-Surface: 4mm (Mechanical Surface Detection (Locations From Previous Scan Used)) Sensor-Surface: 4mm (Mechanical Surface Detection)
- Electronics: DAE4 Sn353 2016; Calibrated: 20/04/2016
- Phantom: ELI v5.0; Type: QDOVA002AA; Serial: TP:xxxx
- Measurement SW: DASY4, V4.5 Build 19; Postprocessing SW: SEMCAD, V1.8 Build 145

H31 XL-185,2437 MHz, ant 4450-02, bat 4010-04, Lotus/Area Scan (8x19x1): Measurement grid: dx=15mm, dy=15mm

[Info: Interpolated medium parameters used for SAR evaluation!](#)

Maximum value of SAR (measured) = 0.01 mW/g

H31 XL-185,2437 MHz, ant 4450-02, bat 4010-04, Lotus/Zoom Scan (5x5x7)/Cube 0: Measurement grid: dx=7.5mm, dy=7.5mm, dz=5mm

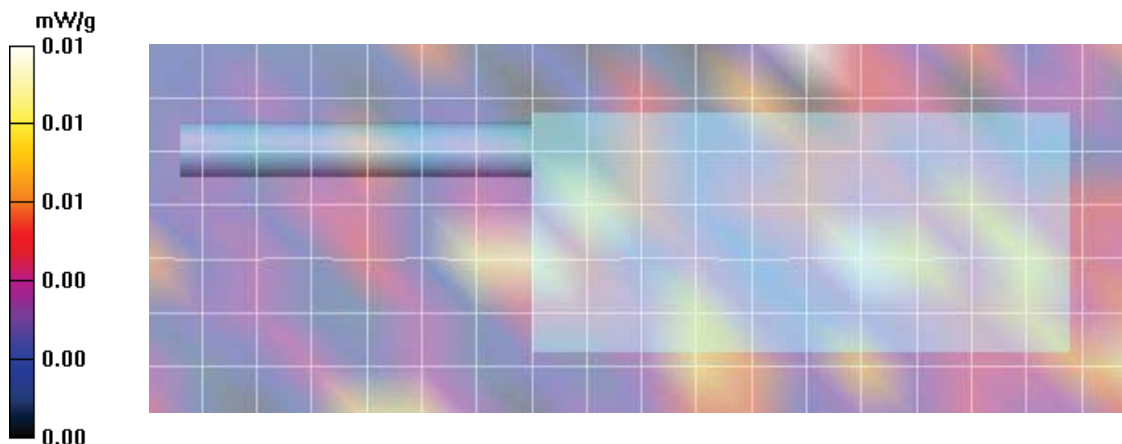
Reference Value = 0.285 V/m; Power Drift = 16.8 dB

Peak SAR (extrapolated) = 0.016 W/kg

SAR(1 g) = 0.00292 mW/g; SAR(10 g) = 0.000985 mW/g

[Info: Interpolated medium parameters used for SAR evaluation!](#)

Maximum value of SAR (measured) = 0.012 mW/g



Plot H32

Date/Time: 09/01/2017 3:34:48 PM

Test Laboratory: Celltech Labs

DUT: Harris XL-185; Type: PTT Radio Transceiver; Serial: 789-E00006 & 789-E00008
Program Name: 2450B

Communication System: WiFi; Frequency: 2462 MHz; Duty Cycle: 1:1.11
Medium parameters used (interpolated): $f = 2462$ MHz; $\sigma = 1.94$ mho/m; $\epsilon_r = 39.5$; $\rho = 1000$ kg/m³
Phantom section: Flat Section

DASY4 Configuration:

- Probe: EX3DV4 - SN3600 2016; ConvF(6.37, 6.37, 6.37); Calibrated: 27/04/2016
- Sensor-Surface: 4mm (Mechanical Surface Detection (Locations From Previous Scan Used)) Sensor-Surface: 4mm (Mechanical Surface Detection)
- Electronics: DAE4 Sn353 2016; Calibrated: 20/04/2016
- Phantom: ELI v5.0; Type: QDOVA002AA; Serial: TP:xxxx
- Measurement SW: DASY4, V4.5 Build 19; Postprocessing SW: SEMCAD, V1.8 Build 145

H32 XL-185,2462 MHz, ant 4450-02, bat 4010-04, Lotus/Area Scan (8x19x1): Measurement grid: dx=15mm, dy=15mm

[Info: Interpolated medium parameters used for SAR evaluation!](#)

Maximum value of SAR (measured) = 0.010 mW/g

H32 XL-185,2462 MHz, ant 4450-02, bat 4010-04, Lotus/Zoom Scan (5x5x7)/Cube 0: Measurement grid: dx=7.5mm, dy=7.5mm, dz=5mm


Reference Value = 0.721 V/m; Power Drift = 8.69 dB

Peak SAR (extrapolated) = 0.012 W/kg

SAR(1 g) = 0.000908 mW/g; SAR(10 g) = 0.000304 mW/g

[Info: Interpolated medium parameters used for SAR evaluation!](#)

Maximum value of SAR (measured) = 0.012 mW/g



Plot H34

Date/Time: 10/01/2017 9:58:19 AM

Test Laboratory: Celltech Labs

DUT: Harris XL-185; Type: PTT Radio Transceiver; Serial: 789-E00006 & 789-E00008
Program Name: 2450B

Communication System: WiFi; Frequency: 2480 MHz; Duty Cycle: 1:1
Medium parameters used: $f = 2480$ MHz; $\sigma = 1.97$ mho/m; $\epsilon_r = 39.6$; $\rho = 1000$ kg/m³
Phantom section: Flat Section


DASY4 Configuration:

- Probe: EX3DV4 - SN3600 2016; ConvF(6.37, 6.37, 6.37); Calibrated: 27/04/2016
- Sensor-Surface: 4mm (Mechanical Surface Detection (Locations From Previous Scan Used)) Sensor-Surface: 4mm (Mechanical Surface Detection)
- Electronics: DAE4 Sn353 2016; Calibrated: 20/04/2016
- Phantom: ELI v5.0; Type: QDOVA002AA; Serial: TP:xxxx
- Measurement SW: DASY4, V4.5 Build 19; Postprocessing SW: SEMCAD, V1.8 Build 145

H34 BT, XL-185,2480 MHz, ant 4450-02, bat 4010-04, Lotus/Area Scan (8x19x1): Measurement grid: dx=15mm, dy=15mm
Maximum value of SAR (measured) = 0.01 mW/g

H34 BT, XL-185,2480 MHz, ant 4450-02, bat 4010-04, Lotus/Zoom Scan (5x5x7)/Cube 0: Measurement grid: dx=7.5mm, dy=7.5mm, dz=5mm
Reference Value = 0.523 V/m; Power Drift = 4.33 dB
Peak SAR (extrapolated) = 0.016 W/kg
SAR(1 g) = 0.00458 mW/g; SAR(10 g) = 0.00211 mW/g

Maximum value of SAR (measured) = 0.011 mW/g



Plot B44

Date/Time: 13/01/2017 11:24:07 AM

Test Laboratory: Celltech Labs

DUT: Harris XL-185; Type: PTT Radio Transceiver; Serial: 789-E00006 & 789-E00008
Program Name: 5250B

Communication System: WiFi; Frequency: 5180 MHz; Duty Cycle: 1:1
Medium parameters used (interpolated): $f = 5180$ MHz; $\sigma = 5.62$ mho/m; $\epsilon_r = 48.5$; $\rho = 1000$ kg/m³
Phantom section: Flat Section

DASY4 Configuration:

- Probe: EX3DV4 - SN3600 2016; ConvF(6.55, 6.55, 6.55); Calibrated: 27/04/2016
- Sensor-Surface: 4mm (Mechanical Surface Detection (Locations From Previous Scan Used)) Sensor-Surface: 4mm (Mechanical Surface Detection)
- Electronics: DAE4 Sn353 2016; Calibrated: 20/04/2016
- Phantom: ELI v5.0; Type: QDOVA002AA; Serial: TP:xxxx
- Measurement SW: DASY4, V4.5 Build 19; Postprocessing SW: SEMCAD, V1.8 Build 145

B44 XL-185,5180 MHz, ant 4450-02, bat 4010-04, Lotus/Area Scan (8x19x1): Measurement grid: dx=15mm, dy=15mm

[Info: Interpolated medium parameters used for SAR evaluation!](#)

Maximum value of SAR (measured) = 0.013 mW/g

B44 XL-185,5180 MHz, ant 4450-02, bat 4010-04, Lotus/Zoom Scan (5x5x7)/Cube 0: Measurement grid: dx=5mm, dy=5mm, dz=5mm

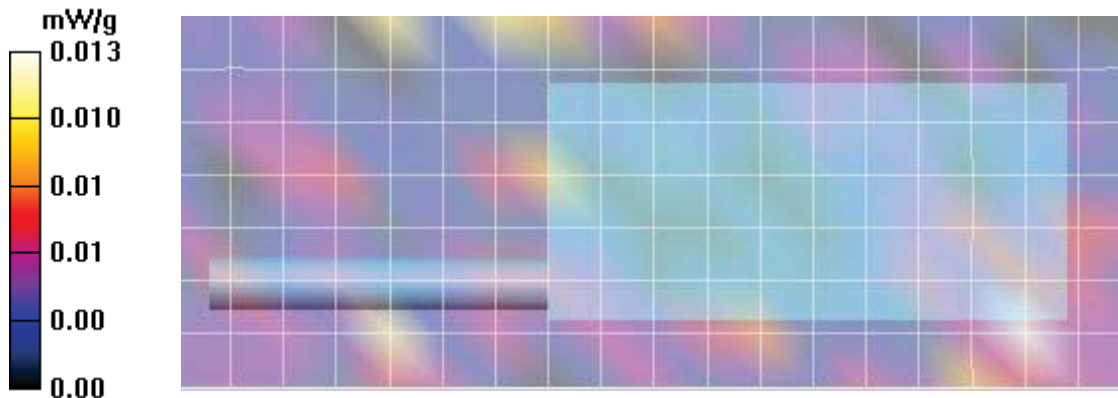
Reference Value = 0.992 V/m; Power Drift = -0.569 dB

Peak SAR (extrapolated) = 0.019 W/kg

SAR(1 g) = 0.00269 mW/g; SAR(10 g) = 0.000379 mW/g

[Info: Interpolated medium parameters used for SAR evaluation!](#)

Maximum value of SAR (measured) = 0.019 mW/g



Plot B45

Date/Time: 13/01/2017 11:42:58 AM

Test Laboratory: Celltech Labs

DUT: Harris XL-185; Type: PTT Radio Transceiver; Serial: 789-E00006 & 789-E00008
Program Name: 5250B

Communication System: WiFi; Frequency: 5240 MHz; Duty Cycle: 1:1
Medium parameters used (interpolated): $f = 5240$ MHz; $\sigma = 5.67$ mho/m; $\epsilon_r = 48.42$; $\rho = 1000$ kg/m³
Phantom section: Flat Section

DASY4 Configuration:

- Probe: EX3DV4 - SN3600 2016; ConvF(6.55, 6.55, 6.55); Calibrated: 27/04/2016
- Sensor-Surface: 4mm (Mechanical Surface Detection (Locations From Previous Scan Used)) Sensor-Surface: 4mm (Mechanical Surface Detection)
- Electronics: DAE4 Sn353 2016; Calibrated: 20/04/2016
- Phantom: ELI v5.0; Type: QDOVA002AA; Serial: TP:xxxx
- Measurement SW: DASY4, V4.5 Build 19; Postprocessing SW: SEMCAD, V1.8 Build 145

B45 XL-185,5240 MHz, ant 4450-02, bat 4010-04, Lotus/Area Scan (8x19x1): Measurement grid: dx=15mm, dy=15mm

[Info: Interpolated medium parameters used for SAR evaluation!](#)

Maximum value of SAR (measured) = 0.010 mW/g

B45 XL-185,5240 MHz, ant 4450-02, bat 4010-04, Lotus/Zoom Scan (5x5x7)/Cube 0: Measurement grid: dx=5mm, dy=5mm, dz=5mm


Reference Value = 1.43 V/m; Power Drift = -4.19 dB

Peak SAR (extrapolated) = 0.020 W/kg

SAR(1 g) = 0.00322 mW/g; SAR(10 g) = 0.00107 mW/g

[Info: Interpolated medium parameters used for SAR evaluation!](#)

Maximum value of SAR (measured) = 0.016 mW/g



Plot B46

Date/Time: 13/01/2017 12:01:55 PM

Test Laboratory: Celltech Labs

DUT: Harris XL-185; Type: PTT Radio Transceiver; Serial: 789-E00006 & 789-E00008
Program Name: 5250B

Communication System: WiFi; Frequency: 5260 MHz; Duty Cycle: 1:1
Medium parameters used (interpolated): $f = 5260$ MHz; $\sigma = 5.76$ mho/m; $\epsilon_r = 48.09$; $\rho = 1000$ kg/m³
Phantom section: Flat Section

DASY4 Configuration:

- Probe: EX3DV4 - SN3600 2016; ConvF(6.55, 6.55, 6.55); Calibrated: 27/04/2016
- Sensor-Surface: 4mm (Mechanical Surface Detection (Locations From Previous Scan Used)) Sensor-Surface: 4mm (Mechanical Surface Detection)
- Electronics: DAE4 Sn353 2016; Calibrated: 20/04/2016
- Phantom: ELI v5.0; Type: QDOVA002AA; Serial: TP:xxxx
- Measurement SW: DASY4, V4.5 Build 19; Postprocessing SW: SEMCAD, V1.8 Build 145

B46 XL-185,5260 MHz, ant 4450-02, bat 4010-04, Lotus/Area Scan (8x19x1): Measurement grid: dx=15mm, dy=15mm

[Info: Interpolated medium parameters used for SAR evaluation!](#)

Maximum value of SAR (measured) = 0.019 mW/g

B46 XL-185,5260 MHz, ant 4450-02, bat 4010-04, Lotus/Zoom Scan (5x5x7)/Cube 0: Measurement grid: dx=5mm, dy=5mm, dz=5mm


Reference Value = 1.47 V/m; Power Drift = 3.25 dB

Peak SAR (extrapolated) = 0.016 W/kg

SAR(1 g) = 0.0028 mW/g; SAR(10 g) = 0.000535 mW/g

[Info: Interpolated medium parameters used for SAR evaluation!](#)

Maximum value of SAR (measured) = 0.016 mW/g



Plot B47

Date/Time: 13/01/2017 12:19:04 PM

Test Laboratory: Celltech Labs

DUT: Harris XL-185; Type: PTT Radio Transceiver; Serial: 789-E00006 & 789-E00008
Program Name: 5250B

Communication System: WiFi; Frequency: 5300 MHz; Duty Cycle: 1:1
Medium parameters used (interpolated): $f = 5300$ MHz; $\sigma = 5.83$ mho/m; $\epsilon_r = 48.69$; $\rho = 1000$ kg/m³
Phantom section: Flat Section

DASY4 Configuration:

- Probe: EX3DV4 - SN3600 2016; ConvF(6.55, 6.55, 6.55); Calibrated: 27/04/2016
- Sensor-Surface: 4mm (Mechanical Surface Detection (Locations From Previous Scan Used)) Sensor-Surface: 4mm (Mechanical Surface Detection)
- Electronics: DAE4 Sn353 2016; Calibrated: 20/04/2016
- Phantom: ELI v5.0; Type: QDOVA002AA; Serial: TP:xxxx
- Measurement SW: DASY4, V4.5 Build 19; Postprocessing SW: SEMCAD, V1.8 Build 145

B47 XL-185,w/c 5300 MHz, ant 4450-02, bat 4010-04,LUE/Area Scan (8x19x1): Measurement grid: dx=15mm, dy=15mm

[Info: Interpolated medium parameters used for SAR evaluation!](#)

Maximum value of SAR (measured) = 0.01 mW/g

B47 XL-185,w/c 5300 MHz, ant 4450-02, bat 4010-04,LUE/Zoom Scan (5x5x7)/Cube 0: Measurement grid: dx=5mm, dy=5mm, dz=5mm


Reference Value = 1.27 V/m; Power Drift = 0.597 dB

Peak SAR (extrapolated) = 0.020 W/kg

SAR(1 g) = 0.00415 mW/g; SAR(10 g) = 0.000936 mW/g

[Info: Interpolated medium parameters used for SAR evaluation!](#)

Maximum value of SAR (measured) = 0.020 mW/g



Plot B49

Date/Time: 13/01/2017 3:31:06 PM

Test Laboratory: Celltech Labs

DUT: Harris XL-185; Type: PTT Radio Transceiver; Serial: 789-E00006 & 789-E00008
Program Name: 5250B

Communication System: WiFi; Frequency: 5300 MHz; Duty Cycle: 1:1
Medium parameters used (interpolated): $f = 5300$ MHz; $\sigma = 5.83$ mho/m; $\epsilon_r = 48.69$; $\rho = 1000$ kg/m³
Phantom section: Flat Section


DASY4 Configuration:

- Probe: EX3DV4 - SN3600 2016; ConvF(6.55, 6.55, 6.55); Calibrated: 27/04/2016
- Sensor-Surface: 4mm (Mechanical Surface Detection (Locations From Previous Scan Used)) Sensor-Surface: 4mm (Mechanical Surface Detection)
- Electronics: DAE4 Sn353 2016; Calibrated: 20/04/2016
- Phantom: ELI v5.0; Type: QDOVA002AA; Serial: TP:xxxx
- Measurement SW: DASY4, V4.5 Build 19; Postprocessing SW: SEMCAD, V1.8 Build 145

B49 XL-185,5300 MHz, ant 4450-02, bat 4010-01, Lotus/Area Scan (8x19x1): Measurement grid: dx=15mm, dy=15mm
Maximum value of SAR (measured) = 0.013 mW/g

B49 XL-185,5300 MHz, ant 4450-02, bat 4010-01, Lotus/Zoom Scan (5x5x7)/Cube 0: Measurement grid: dx=5mm, dy=5mm, dz=5mm
Reference Value = 0.625 V/m; Power Drift = 7.41 dB
Peak SAR (extrapolated) = 0.012 W/kg
SAR(1 g) = 0.00106 mW/g; SAR(10 g) = 0.00016 mW/g

Maximum value of SAR (measured) = 0.017 mW/g



Plot H36

Date/Time: 16/01/2017 2:11:38 PM

Test Laboratory: Celltech Labs

DUT: Harris XL-185; Type: PTT Radio Transceiver; Serial: 789-E00006 & 789-E00008
Program Name: 5250B

Communication System: 5250 MHz; Frequency: 5180 MHz; Duty Cycle: 1:1
Medium parameters used: $f = 5180$ MHz; $\sigma = 4.92$ mho/m; $\epsilon_r = 36.1$; $\rho = 1000$ kg/m³
Phantom section: Flat Section


DASY4 Configuration:

- Probe: EX3DV4 - SN3600 2016; ConvF(4.41, 4.41, 4.41); Calibrated: 27/04/2016
- Sensor-Surface: 4mm (Mechanical Surface Detection (Locations From Previous Scan Used)) Sensor-Surface: 4mm (Mechanical Surface Detection)
- Electronics: DAE4 Sn353 2016; Calibrated: 20/04/2016
- Phantom: ELI v5.0; Type: QDOVA002AA; Serial: TP:xxxx
- Measurement SW: DASY4, V4.5 Build 19; Postprocessing SW: SEMCAD, V1.8 Build 145

H36 XL-185,5180 MHz, ant 4450-02, bat 4010-04, Lotus/Area Scan (8x19x1): Measurement grid: dx=15mm, dy=15mm
Maximum value of SAR (measured) = 0.035 mW/g

H36 XL-185,5180 MHz, ant 4450-02, bat 4010-04, Lotus/Zoom Scan (5x5x7)/Cube 0: Measurement grid: dx=5mm, dy=5mm, dz=5mm
Reference Value = 0.518 V/m; Power Drift = 10.1 dB
Peak SAR (extrapolated) = 0.057 W/kg
SAR(1 g) = 0.018 mW/g; SAR(10 g) = 0.00896 mW/g

Maximum value of SAR (measured) = 0.050 mW/g



Plot H37

Date/Time: 16/01/2017 2:34:11 PM

Test Laboratory: Celltech Labs

DUT: Harris XL-185; Type: PTT Radio Transceiver; Serial: 789-E00006 & 789-E00008
Program Name: 5250B

Communication System: 5250 MHz; Frequency: 5240 MHz; Duty Cycle: 1:1
Medium parameters used: $f = 5240$ MHz; $\sigma = 4.96$ mho/m; $\epsilon_r = 36.2$; $\rho = 1000$ kg/m³
Phantom section: Flat Section


DASY4 Configuration:

- Probe: EX3DV4 - SN3600 2016; ConvF(4.41, 4.41, 4.41); Calibrated: 27/04/2016
- Sensor-Surface: 4mm (Mechanical Surface Detection (Locations From Previous Scan Used)) Sensor-Surface: 4mm (Mechanical Surface Detection)
- Electronics: DAE4 Sn353 2016; Calibrated: 20/04/2016
- Phantom: ELI v5.0; Type: QDOVA002AA; Serial: TP:xxxx
- Measurement SW: DASY4, V4.5 Build 19; Postprocessing SW: SEMCAD, V1.8 Build 145

H37 XL-185,5240 MHz, ant 4450-02, bat 4010-04, Lotus/Area Scan (8x19x1): Measurement grid: dx=15mm, dy=15mm
Maximum value of SAR (measured) = 0.038 mW/g

H37 XL-185,5240 MHz, ant 4450-02, bat 4010-04, Lotus/Zoom Scan (5x5x7)/Cube 0: Measurement grid: dx=5mm, dy=5mm, dz=5mm
Reference Value = 1.83 V/m; Power Drift = -5.33 dB
Peak SAR (extrapolated) = 0.045 W/kg
SAR(1 g) = 0.00676 mW/g; SAR(10 g) = 0.00136 mW/g

Maximum value of SAR (measured) = 0.045 mW/g



Plot H38

Date/Time: 16/01/2017 2:48:55 PM

Test Laboratory: Celltech Labs

DUT: Harris XL-185; Type: PTT Radio Transceiver; Serial: 789-E00006 & 789-E00008
Program Name: 5250B

Communication System: 5250 MHz; Frequency: 5260 MHz; Duty Cycle: 1:1
Medium parameters used: $f = 5260$ MHz; $\sigma = 5$ mho/m; $\epsilon_r = 36$; $\rho = 1000$ kg/m³
Phantom section: Flat Section


DASY4 Configuration:

- Probe: EX3DV4 - SN3600 2016; ConvF(4.41, 4.41, 4.41); Calibrated: 27/04/2016
- Sensor-Surface: 4mm (Mechanical Surface Detection (Locations From Previous Scan Used)) Sensor-Surface: 4mm (Mechanical Surface Detection)
- Electronics: DAE4 Sn353 2016; Calibrated: 20/04/2016
- Phantom: ELI v5.0; Type: QDOVA002AA; Serial: TP:xxxx
- Measurement SW: DASY4, V4.5 Build 19; Postprocessing SW: SEMCAD, V1.8 Build 145

H38 XL-185,5260 MHz, ant 4450-02, bat 4010-04, Lotus/Area Scan (8x19x1): Measurement grid: dx=15mm, dy=15mm
Maximum value of SAR (measured) = 0.052 mW/g

H38 XL-185,5260 MHz, ant 4450-02, bat 4010-04, Lotus/Zoom Scan (5x5x7)/Cube 0: Measurement grid: dx=5mm, dy=5mm, dz=5mm
Reference Value = 0.346 V/m; Power Drift = 4.82 dB
Peak SAR (extrapolated) = 0.095 W/kg
SAR(1 g) = 0.014 mW/g; SAR(10 g) = 0.00675 mW/g

Maximum value of SAR (measured) = 0.053 mW/g



Plot H39

Date/Time: 16/01/2017 3:19:31PM

Test Laboratory: Celltech Labs

DUT: Harris XL-185; Type: PTT Radio Transceiver; Serial: 789-E00006 & 789-E00008
Program Name: 5250B

Communication System: 5250 MHz; Frequency: 5300 MHz; Duty Cycle: 1:1
Medium parameters used: $f = 5300$ MHz; $\sigma = 5.01$ mho/m; $\epsilon_r = 35.9$; $\rho = 1000$ kg/m³
Phantom section: Flat Section

DASY4 Configuration:

- Probe: EX3DV4 - SN3600 2016; ConvF(4.41, 4.41, 4.41); Calibrated: 27/04/2016
- Sensor-Surface: 4mm (Mechanical Surface Detection (Locations From Previous Scan Used)) Sensor-Surface: 4mm (Mechanical Surface Detection)
- Electronics: DAE4 Sn353 2016; Calibrated: 20/04/2016
- Phantom: ELI v5.0; Type: QDOVA002AA; Serial: TP:xxxx
- Measurement SW: DASY4, V4.5 Build 19; Postprocessing SW: SEMCAD, V1.8 Build 145

H39 XL-185,5300 MHz, ant 4450-02, bat 4010-04, Lotus/Area Scan (8x19x1): Measurement grid: dx=15mm, dy=15mm
Maximum value of SAR (measured) = 0.046 mW/g

H39 XL-185,5300 MHz, ant 4450-02, bat 4010-04, Lotus/Zoom Scan (5x5x7)/Cube 0: Measurement grid: dx=5mm, dy=5mm, dz=5mm
Reference Value = 0.745 V/m; Power Drift = 9.53 dB
Peak SAR (extrapolated) = 0.069 W/kg
SAR(1 g) = 0.017 mW/g; SAR(10 g) = 0.00768 mW/g

