



| | | | | |
|--|---|---|--|--|
|  | <u>Date(s) of Evaluation</u> May 30-Jun7, 2013 | <u>Test Report Serial No.</u> 45461369 R1.0 | <u>Test Report Revision No.</u> Rev. 1.1 |  Test Lab Certificate No. 2470.01 |
| | <u>Test Report Issue Date</u> 20 October 2016 | <u>Description of Test(s)</u> Specific Absorption Rate | <u>RF Exposure Category</u> Occupational (Controlled) | |

Plot B28

Date Tested: 06/05/2013

DUT: Harris XG-25P; Type: UHF-L PTT Radio Transceiver; Serial: 25

Program Notes: Ambient Temp: 23C; Fluid Temp: 21.8C; Barometric Pressure: 102.1 kPa; Humidity: 36%

Communication System: UHF-L

Frequency: 408 MHz; Duty Cycle: 1:1

Medium: M450 Medium parameters used (interpolated): $f = 408 \text{ MHz}$; $\sigma = 0.908 \text{ mho/m}$; $\epsilon_r = 58.2$; $\rho = 1000 \text{ kg/m}^3$

- Probe: ET3DV6 - SN1590; ConvF(7.98, 7.98, 7.98); Calibrated: 24/04/2013
- Sensor-Surface: 4mm (Mechanical Surface Detection (Locations From Previous Scan Used))Sensor-Surface: 4mm (Mechanical Surface Detection)
- Electronics: DAE4 Sn353; Calibrated: 19/04/2012
- Phantom: Barski Industries; Type: Fiberglass Planar; Serial: 03-01
- Measurement SW: DAS4, V4.7 Build 80; Postprocessing SW: SEMCAD, V1.8 Build 186

408 - Li-poly - 1223/10 - Leather Belt-loop/Area Scan (7x23x1): Measurement grid: dx=15mm, dy=15mm

Info: Interpolated medium parameters used for SAR evaluation.

Maximum value of SAR (measured) = 1.51 mW/g

408 - Li-poly - 1223/10 - Leather Belt-loop/Zoom Scan (7x7x7)/Cube 0: Measurement grid: dx=5mm, dy=5mm, dz=5mm

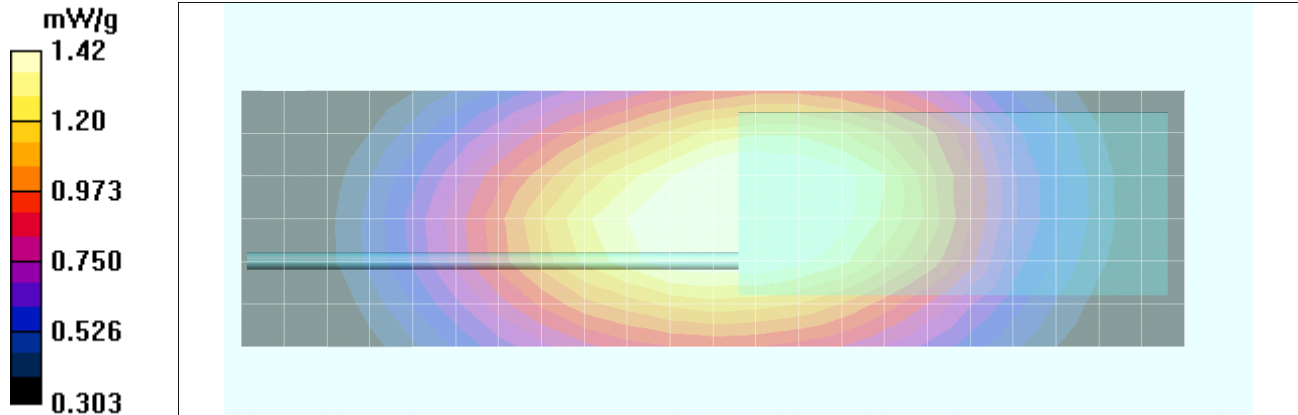
Reference Value = 40.5 V/m; Power Drift = -0.221 dB


Peak SAR (extrapolated) = 1.86 W/kg



SAR(1 g) = 1.36 mW/g; SAR(10 g) = 1.03 mW/g

Info: Interpolated medium parameters used for SAR evaluation.

Maximum value of SAR (measured) = 1.42 mW/g



| | | | | | | |
|-------------------------|--|--|--------------|------------|------------|---|
| Applicant: | HARRIS Corporation | FCC ID: | OWDTR-0141-E | IC: | 3636B-0141 |  |
| DUT Type: | Portable UHF Band PTT Radio Transceiver with Bluetooth | DUT Name: | XG-25P UHF-L | | | |
| 2013 Celltech Labs Inc. | | This document is not to be reproduced in whole or in part without the prior written permission of Celltech Labs Inc. | | | | Page 81 of 184 |

| | | | | |
|--|---|---|--|--|
|  | <u>Date(s) of Evaluation</u> May 30-Jun7, 2013 | <u>Test Report Serial No.</u> 45461369 R1.0 | <u>Test Report Revision No.</u> Rev. 1.1 |  Test Lab Certificate No. 2470.01 |
| | <u>Test Report Issue Date</u> 20 October 2016 | <u>Description of Test(s)</u> Specific Absorption Rate | <u>RF Exposure Category</u> Occupational (Controlled) | |

Plot B29

Date Tested: 06/05/2013

DUT: Harris XG-25P; Type: UHF-L PTT Radio Transceiver; Serial: 25

Program Notes: Ambient Temp: 23C; Fluid Temp: 21.8C; Barometric Pressure: 102.1 kPa; Humidity: 36%

Communication System: UHF-L

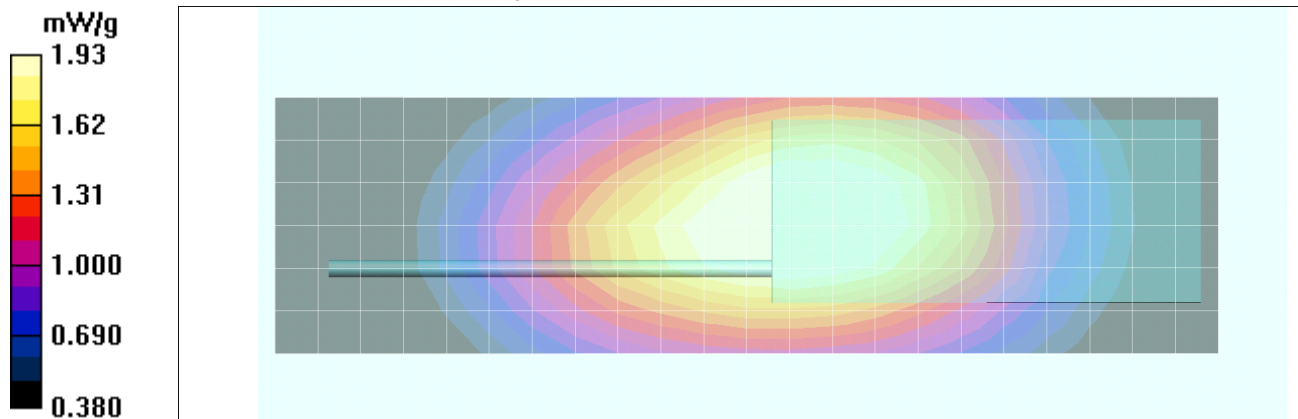
Frequency: 470 MHz; Duty Cycle: 1:1


Medium: M450 Medium parameters used: $f = 470 \text{ MHz}$; $\sigma = 0.95 \text{ mho/m}$; $\epsilon_r = 56.9$; $\rho = 1000 \text{ kg/m}^3$



- Probe: ET3DV6 - SN1590; ConvF(7.98, 7.98, 7.98); Calibrated: 24/04/2013
- Sensor-Surface: 4mm (Mechanical Surface Detection (Locations From Previous Scan Used))Sensor-Surface: 4mm (Mechanical Surface Detection)
- Electronics: DAE4 Sn353; Calibrated: 19/04/2012
- Phantom: Barski Industries; Type: Fiberglass Planar; Serial: 03-01
- Measurement SW: DAS4, V4.7 Build 80; Postprocessing SW: SEMCAD, V1.8 Build 186

470 - Li-poly - 1223/12 - Leather Belt-loop/Area Scan (7x23x1): Measurement grid: $dx=15\text{mm}$, $dy=15\text{mm}$
Maximum value of SAR (measured) = 2.09 mW/g

470 - Li-poly - 1223/12 - Leather Belt-loop/Zoom Scan (7x7x7)/Cube 0: Measurement grid: $dx=5\text{mm}$, $dy=5\text{mm}$, $dz=5\text{mm}$
Reference Value = 46.0 V/m; Power Drift = -0.162 dB
Peak SAR (extrapolated) = 2.55 W/kg
SAR(1 g) = 1.85 mW/g; SAR(10 g) = 1.4 mW/g
Maximum value of SAR (measured) = 1.93 mW/g



| | | | | | | |
|-------------------------|--|------------------|--------------|------------|------------|---|
| Applicant: | HARRIS Corporation | FCC ID: | OWDTR-0141-E | IC: | 3636B-0141 |  |
| DUT Type: | Portable UHF Band PTT Radio Transceiver with Bluetooth | DUT Name: | XG-25P UHF-L | | | |
| 2013 Celltech Labs Inc. | This document is not to be reproduced in whole or in part without the prior written permission of Celltech Labs Inc. | | | | | Page 82 of 184 |

| | | | | |
|--|---|---|--|--|
|  | <u>Date(s) of Evaluation</u> May 30-Jun7, 2013 | <u>Test Report Serial No.</u> 45461369 R1.0 | <u>Test Report Revision No.</u> Rev. 1.1 |  Test Lab Certificate No. 2470.01 |
| | <u>Test Report Issue Date</u> 20 October 2016 | <u>Description of Test(s)</u> Specific Absorption Rate | <u>RF Exposure Category</u> Occupational (Controlled) | |

Plot B30

Date Tested: 06/05/2013

DUT: Harris XG-25P; Type: UHF-L PTT Radio Transceiver; Serial: 25

Program Notes: Ambient Temp: 23C; Fluid Temp: 21.8C; Barometric Pressure: 102.1 kPa; Humidity: 36%

Communication System: UHF-L

Frequency: 470 MHz; Duty Cycle: 1:1

Medium: M450 Medium parameters used: $f = 470 \text{ MHz}$; $\sigma = 0.95 \text{ mho/m}$; $\epsilon_r = 56.9$; $\rho = 1000 \text{ kg/m}^3$

- Probe: ET3DV6 - SN1590; ConvF(7.98, 7.98, 7.98); Calibrated: 24/04/2013
- Sensor-Surface: 4mm (Mechanical Surface Detection (Locations From Previous Scan Used))Sensor-Surface: 4mm (Mechanical Surface Detection)
- Electronics: DAE4 Sn353; Calibrated: 19/04/2012
- Phantom: Barski Industries; Type: Fiberglass Planar; Serial: 03-01
- Measurement SW: DAS4, V4.7 Build 80; Postprocessing SW: SEMCAD, V1.8 Build 186

470 - NiMH NIS - 1219/12 - Leather Belt-loop/Area Scan (7x23x1): Measurement grid: $dx=15\text{mm}$, $dy=15\text{mm}$
Maximum value of SAR (measured) = 2.20 mW/g


470 - NiMH NIS - 1219/12 - Leather Belt-loop/Zoom Scan (7x7x7)/Cube 0: Measurement grid: $dx=5\text{mm}$, $dy=5\text{mm}$, $dz=5\text{mm}$


Reference Value = 45.8 V/m; Power Drift = -0.336 dB



Peak SAR (extrapolated) = 2.62 W/kg

SAR(1 g) = 1.9 mW/g; SAR(10 g) = 1.43 mW/g

Maximum value of SAR (measured) = 1.98 mW/g



| | | | | | | |
|-------------------------|--|--|--------------|------------|------------|---|
| Applicant: | HARRIS Corporation | FCC ID: | OWDTR-0141-E | IC: | 3636B-0141 |  |
| DUT Type: | Portable UHF Band PTT Radio Transceiver with Bluetooth | DUT Name: | XG-25P UHF-L | | | |
| 2013 Celltech Labs Inc. | | This document is not to be reproduced in whole or in part without the prior written permission of Celltech Labs Inc. | | | | Page 83 of 184 |

| | | | | |
|--|---|---|--|--|
|  | <u>Date(s) of Evaluation</u> May 30-Jun7, 2013 | <u>Test Report Serial No.</u> 45461369 R1.0 | <u>Test Report Revision No.</u> Rev. 1.1 |  Test Lab Certificate No. 2470.01 |
| | <u>Test Report Issue Date</u> 20 October 2016 | <u>Description of Test(s)</u> Specific Absorption Rate | <u>RF Exposure Category</u> Occupational (Controlled) | |

Plot B31

Date Tested: 06/06/2013

DUT: Harris XG-25P; Type: UHF-L PTT Radio Transceiver; Serial: 25

Program Notes: Ambient Temp: 22C; Fluid Temp: 21.9C; Barometric Pressure: 101.3 kPa; Humidity: 31%

Communication System: UHF-L

Frequency: 470 MHz; Duty Cycle: 1:1

Medium: M450 Medium parameters used: $f = 470 \text{ MHz}$; $\sigma = 0.94 \text{ mho/m}$; $\epsilon_r = 56.9$; $\rho = 1000 \text{ kg/m}^3$

- Probe: ET3DV6 - SN1590; ConvF(7.98, 7.98, 7.98); Calibrated: 24/04/2013
- Sensor-Surface: 4mm (Mechanical Surface Detection (Locations From Previous Scan Used))Sensor-Surface: 4mm (Mechanical Surface Detection)
- Electronics: DAE4 Sn353; Calibrated: 19/04/2012
- Phantom: Barski Industries; Type: Fiberglass Planar; Serial: 03-01
- Measurement SW: DASY4, V4.7 Build 80; Postprocessing SW: SEMCAD, V1.8 Build 186

470 - NiMH IS - 1219/12 - Leather Belt-loop/Area Scan (7x23x1): Measurement grid: $dx=15\text{mm}$, $dy=15\text{mm}$
Maximum value of SAR (measured) = 2.05 mW/g


470 - NiMH IS - 1219/12 - Leather Belt-loop/Zoom Scan (7x7x7)/Cube 0: Measurement grid: $dx=5\text{mm}$, $dy=5\text{mm}$, $dz=5\text{mm}$


Reference Value = 43.3 V/m; Power Drift = -0.340 dB



Peak SAR (extrapolated) = 2.51 W/kg

SAR(1 g) = 1.82 mW/g; SAR(10 g) = 1.37 mW/g

Maximum value of SAR (measured) = 1.90 mW/g



| | | | | | | |
|-------------------------|--|--|--------------|------------|------------|---|
| Applicant: | HARRIS Corporation | FCC ID: | OWDTR-0141-E | IC: | 3636B-0141 |  |
| DUT Type: | Portable UHF Band PTT Radio Transceiver with Bluetooth | DUT Name: | XG-25P UHF-L | | | |
| 2013 Celltech Labs Inc. | | This document is not to be reproduced in whole or in part without the prior written permission of Celltech Labs Inc. | | | | Page 84 of 184 |

| | | | | |
|--|---|---|--|--|
|  | <u>Date(s) of Evaluation</u> May 30-Jun7, 2013 | <u>Test Report Serial No.</u> 45461369 R1.0 | <u>Test Report Revision No.</u> Rev. 1.1 |  Test Lab Certificate No. 2470.01 |
| | <u>Test Report Issue Date</u> 20 October 2016 | <u>Description of Test(s)</u> Specific Absorption Rate | <u>RF Exposure Category</u> Occupational (Controlled) | |

Plot B32

Date Tested: 06/06/2013

DUT: Harris XG-25P; Type: UHF-L PTT Radio Transceiver; Serial: 25

Program Notes: Ambient Temp: 22C; Fluid Temp: 21.9C; Barometric Pressure: 101.3 kPa; Humidity: 31%

Communication System: UHF-L

Frequency: 470 MHz; Duty Cycle: 1:1

Medium: M450 Medium parameters used: $f = 470 \text{ MHz}$; $\sigma = 0.94 \text{ mho/m}$; $\epsilon_r = 56.9$; $\rho = 1000 \text{ kg/m}^3$

- Probe: ET3DV6 - SN1590; ConvF(7.98, 7.98, 7.98); Calibrated: 24/04/2013
- Sensor-Surface: 4mm (Mechanical Surface Detection (Locations From Previous Scan Used))Sensor-Surface: 4mm (Mechanical Surface Detection)
- Electronics: DAE4 Sn353; Calibrated: 19/04/2012
- Phantom: Barski Industries; Type: Fiberglass Planar; Serial: 03-01
- Measurement SW: DASY4, V4.7 Build 80; Postprocessing SW: SEMCAD, V1.8 Build 186

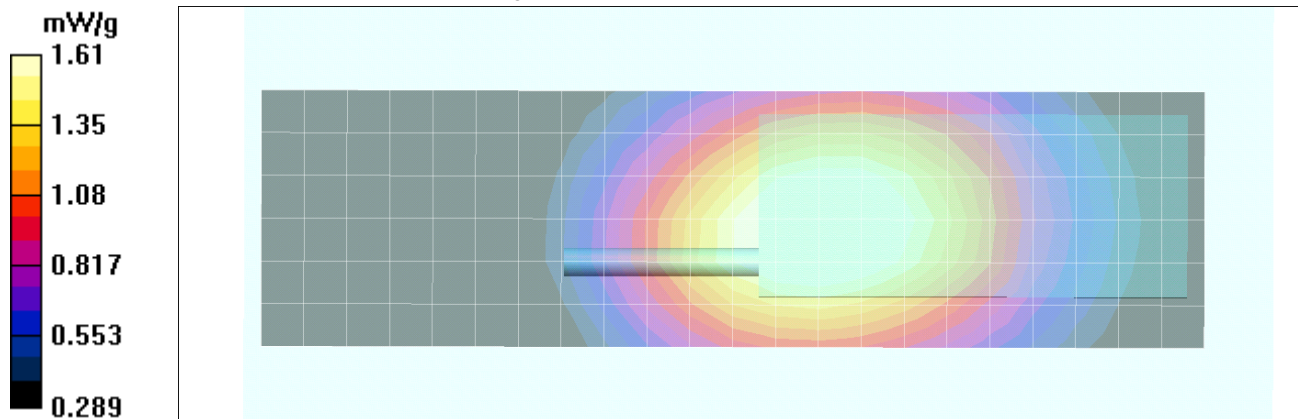
470 - Li-ion - 1219/12 - Leather Belt-loop/Area Scan (7x23x1): Measurement grid: $dx=15\text{mm}$, $dy=15\text{mm}$
Maximum value of SAR (measured) = 1.75 mW/g


470 - Li-ion - 1219/12 - Leather Belt-loop/Zoom Scan (7x7x7)/Cube 0: Measurement grid: $dx=5\text{mm}$, $dy=5\text{mm}$, $dz=5\text{mm}$
Reference Value = 41.2 V/m; Power Drift = -0.297 dB



Peak SAR (extrapolated) = 2.12 W/kg

SAR(1 g) = 1.54 mW/g; SAR(10 g) = 1.16 mW/g

Maximum value of SAR (measured) = 1.61 mW/g



| | | | | | | |
|-------------------------|--|------------------|--------------|------------|------------|---|
| Applicant: | HARRIS Corporation | FCC ID: | OWDTR-0141-E | IC: | 3636B-0141 |  |
| DUT Type: | Portable UHF Band PTT Radio Transceiver with Bluetooth | DUT Name: | XG-25P UHF-L | | | |
| 2013 Celltech Labs Inc. | This document is not to be reproduced in whole or in part without the prior written permission of Celltech Labs Inc. | | | | | Page 85 of 184 |

| | | | | |
|--|---|---|--|--|
|  | <u>Date(s) of Evaluation</u> May 30-Jun7, 2013 | <u>Test Report Serial No.</u> 45461369 R1.0 | <u>Test Report Revision No.</u> Rev. 1.1 |  Test Lab Certificate No. 2470.01 |
| | <u>Test Report Issue Date</u> 20 October 2016 | <u>Description of Test(s)</u> Specific Absorption Rate | <u>RF Exposure Category</u> Occupational (Controlled) | |

Plot B33

Date Tested: 06/05/2013

DUT: Harris XG-25P; Type: UHF-L PTT Radio Transceiver; Serial: 50

Program Notes: Ambient Temp: 23C; Fluid Temp: 21.8C; Barometric Pressure: 102.1 kPa; Humidity: 36%

Communication System: UHF-L

Frequency: 408 MHz; Duty Cycle: 1:1

Medium: M450 Medium parameters used (interpolated): $f = 408$ MHz; $\sigma = 0.908$ mho/m; $\epsilon_r = 58.2$; $\rho = 1000$ kg/m³

- Probe: ET3DV6 - SN1590; ConvF(7.98, 7.98, 7.98); Calibrated: 24/04/2013
- Sensor-Surface: 4mm (Mechanical Surface Detection (Locations From Previous Scan Used))Sensor-Surface: 4mm (Mechanical Surface Detection)
- Electronics: DAE4 Sn353; Calibrated: 19/04/2012
- Phantom: Barski Industries; Type: Fiberglass Planar; Serial: 03-01
- Measurement SW: DASY4, V4.7 Build 80; Postprocessing SW: SEMCAD, V1.8 Build 186

SCAN - 408 - Li-poly - 1219/10 - Leather Belt-loop/Area Scan (7x23x1): Measurement grid: dx=15mm, dy=15mm

Info: Interpolated medium parameters used for SAR evaluation.

Maximum value of SAR (measured) = 1.59 mW/g

SCAN - 408 - Li-poly - 1219/10 - Leather Belt-loop/Zoom Scan (7x7x7)/Cube 0: Measurement grid: dx=5mm, dy=5mm, dz=5mm

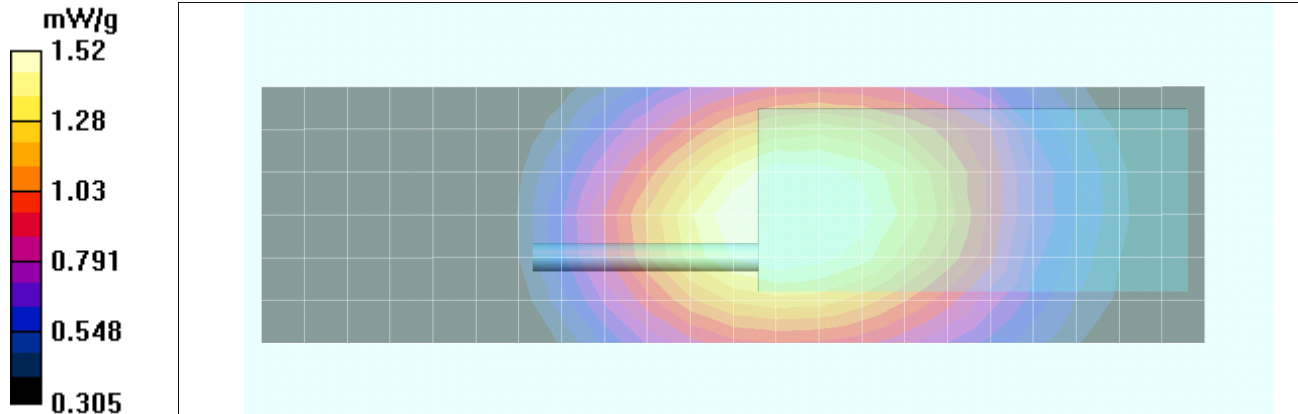
Reference Value = 41.1 V/m; Power Drift = -0.081 dB


Peak SAR (extrapolated) = 1.99 W/kg



SAR(1 g) = 1.44 mW/g; SAR(10 g) = 1.1 mW/g

Info: Interpolated medium parameters used for SAR evaluation.

Maximum value of SAR (measured) = 1.52 mW/g



| | | | | | | |
|-------------------------|--|--|--------------|------------|------------|---|
| Applicant: | HARRIS Corporation | FCC ID: | OWDTR-0141-E | IC: | 3636B-0141 |  |
| DUT Type: | Portable UHF Band PTT Radio Transceiver with Bluetooth | DUT Name: | XG-25P UHF-L | | | |
| 2013 Celltech Labs Inc. | | This document is not to be reproduced in whole or in part without the prior written permission of Celltech Labs Inc. | | | | Page 86 of 184 |

| | | | | |
|--|---|---|--|--|
|  | <u>Date(s) of Evaluation</u> May 30-Jun7, 2013 | <u>Test Report Serial No.</u> 45461369 R1.0 | <u>Test Report Revision No.</u> Rev. 1.1 |  Test Lab Certificate No. 2470.01 |
| | <u>Test Report Issue Date</u> 20 October 2016 | <u>Description of Test(s)</u> Specific Absorption Rate | <u>RF Exposure Category</u> Occupational (Controlled) | |

Plot B34

Date Tested: 06/06/2013

DUT: Harris XG-25P; Type: UHF-L PTT Radio Transceiver; Serial: 50

Program Notes: Ambient Temp: 22C; Fluid Temp: 21.9C; Barometric Pressure: 101.3 kPa; Humidity: 31%

Communication System: UHF-L

Frequency: 470 MHz; Duty Cycle: 1:1

Medium: M450 Medium parameters used: $f = 470 \text{ MHz}$; $\sigma = 0.94 \text{ mho/m}$; $\epsilon_r = 56.9$; $\rho = 1000 \text{ kg/m}^3$

- Probe: ET3DV6 - SN1590; ConvF(7.98, 7.98, 7.98); Calibrated: 24/04/2013
- Sensor-Surface: 4mm (Mechanical Surface Detection (Locations From Previous Scan Used))Sensor-Surface: 4mm (Mechanical Surface Detection)
- Electronics: DAE4 Sn353; Calibrated: 19/04/2012
- Phantom: Barski Industries; Type: Fiberglass Planar; Serial: 03-01
- Measurement SW: DASY4, V4.7 Build 80; Postprocessing SW: SEMCAD, V1.8 Build 186

SCAN - 470 - NiMH NIS - 1219/12 - Leather Belt-loop/Area Scan (7x23x1): Measurement grid: $dx=15\text{mm}$, $dy=15\text{mm}$
Maximum value of SAR (measured) = 1.95 mW/g

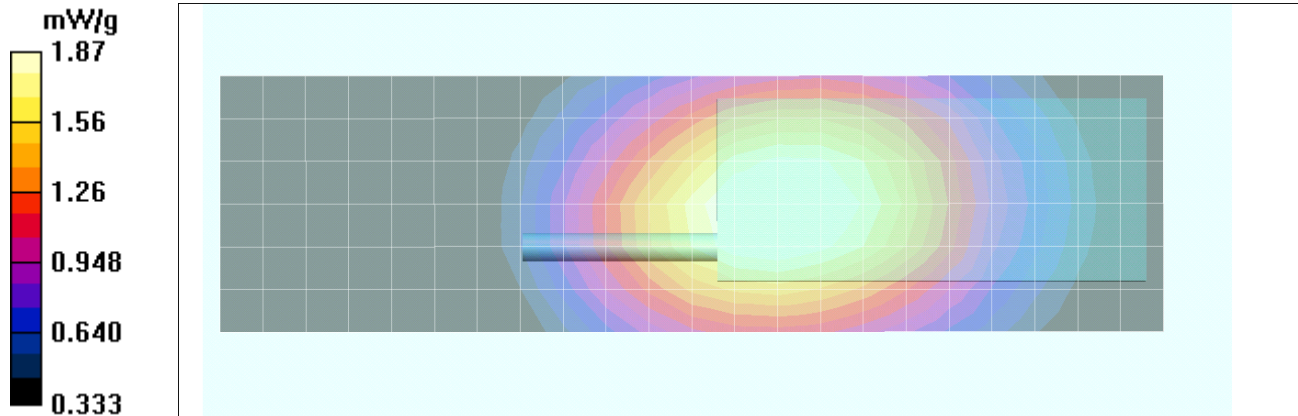
SCAN - 470 - NiMH NIS - 1219/12 - Leather Belt-loop/Zoom Scan (7x7x7)/Cube 0: Measurement grid: $dx=5\text{mm}$, $dy=5\text{mm}$, $dz=5\text{mm}$


Reference Value = 43.4 V/m; Power Drift = -0.097 dB



Peak SAR (extrapolated) = 2.46 W/kg

SAR(1 g) = 1.79 mW/g; SAR(10 g) = 1.35 mW/g

Maximum value of SAR (measured) = 1.87 mW/g



| | | | | | | |
|-------------------------|--|------------------|--------------|------------|------------|---|
| Applicant: | HARRIS Corporation | FCC ID: | OWDTR-0141-E | IC: | 3636B-0141 |  |
| DUT Type: | Portable UHF Band PTT Radio Transceiver with Bluetooth | DUT Name: | XG-25P UHF-L | | | |
| 2013 Celltech Labs Inc. | This document is not to be reproduced in whole or in part without the prior written permission of Celltech Labs Inc. | | | | | Page 87 of 184 |

| | | | | |
|--|---|---|--|--|
|  | <u>Date(s) of Evaluation</u> May 30-Jun7, 2013 | <u>Test Report Serial No.</u> 45461369 R1.0 | <u>Test Report Revision No.</u> Rev. 1.1 |  Test Lab Certificate No. 2470.01 |
| | <u>Test Report Issue Date</u> 20 October 2016 | <u>Description of Test(s)</u> Specific Absorption Rate | <u>RF Exposure Category</u> Occupational (Controlled) | |

Plot B35

Date Tested: 06/05/2013

DUT: Harris XG-25P; Type: UHF-L PTT Radio Transceiver; Serial: 50

Program Notes: Ambient Temp: 23C; Fluid Temp: 21.8C; Barometric Pressure: 102.1 kPa; Humidity: 36%

Communication System: UHF-L

Frequency: 408 MHz; Duty Cycle: 1:1

Medium: M450 Medium parameters used (interpolated): $f = 408$ MHz; $\sigma = 0.908$ mho/m; $\epsilon_r = 58.2$; $\rho = 1000$ kg/m³

- Probe: ET3DV6 - SN1590; ConvF(7.98, 7.98, 7.98); Calibrated: 24/04/2013
- Sensor-Surface: 4mm (Mechanical Surface Detection (Locations From Previous Scan Used))Sensor-Surface: 4mm (Mechanical Surface Detection)
- Electronics: DAE4 Sn353; Calibrated: 19/04/2012
- Phantom: Barski Industries; Type: Fiberglass Planar; Serial: 03-01
- Measurement SW: DASY4, V4.7 Build 80; Postprocessing SW: SEMCAD, V1.8 Build 186

SCAN - 408 - Li-poly - 1223/10 - Leather Belt-loop/Area Scan (7x23x1): Measurement grid: dx=15mm, dy=15mm

Info: Interpolated medium parameters used for SAR evaluation.

Maximum value of SAR (measured) = 1.42 mW/g

SCAN - 408 - Li-poly - 1223/10 - Leather Belt-loop/Zoom Scan (7x7x7)/Cube 0: Measurement grid: dx=5mm, dy=5mm, dz=5mm

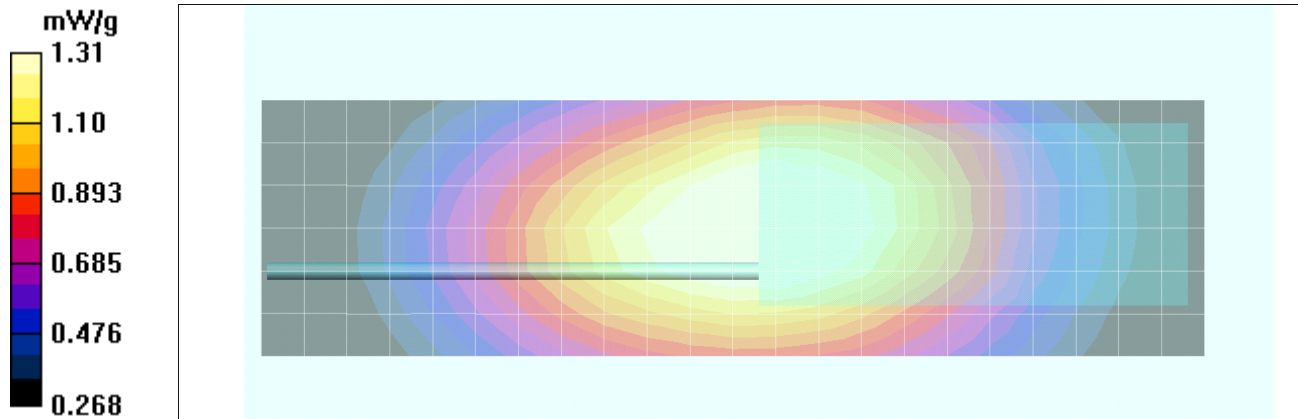
Reference Value = 38.0 V/m; Power Drift = 0.004 dB


Peak SAR (extrapolated) = 1.73 W/kg



SAR(1 g) = 1.25 mW/g; SAR(10 g) = 0.942 mW/g

Info: Interpolated medium parameters used for SAR evaluation.

Maximum value of SAR (measured) = 1.31 mW/g



| | | | | | | |
|-------------------------|--|--|--------------|------------|------------|---|
| Applicant: | HARRIS Corporation | FCC ID: | OWDTR-0141-E | IC: | 3636B-0141 |  |
| DUT Type: | Portable UHF Band PTT Radio Transceiver with Bluetooth | DUT Name: | XG-25P UHF-L | | | |
| 2013 Celltech Labs Inc. | | This document is not to be reproduced in whole or in part without the prior written permission of Celltech Labs Inc. | | | | Page 88 of 184 |

| | | | | |
|--|---|---|--|--|
|  | <u>Date(s) of Evaluation</u> May 30-Jun7, 2013 | <u>Test Report Serial No.</u> 45461369 R1.0 | <u>Test Report Revision No.</u> Rev. 1.1 |  Test Lab Certificate No. 2470.01 |
| | <u>Test Report Issue Date</u> 20 October 2016 | <u>Description of Test(s)</u> Specific Absorption Rate | <u>RF Exposure Category</u> Occupational (Controlled) | |

Plot B36

Date Tested: 06/06/2013

DUT: Harris XG-25P; Type: UHF-L PTT Radio Transceiver; Serial: 50

Program Notes: Ambient Temp: 22C; Fluid Temp: 21.9C; Barometric Pressure: 101.3 kPa; Humidity: 31%

Communication System: UHF-L

Frequency: 470 MHz; Duty Cycle: 1:1

Medium: M450 Medium parameters used: $f = 470 \text{ MHz}$; $\sigma = 0.94 \text{ mho/m}$; $\epsilon_r = 56.9$; $\rho = 1000 \text{ kg/m}^3$

- Probe: ET3DV6 - SN1590; ConvF(7.98, 7.98, 7.98); Calibrated: 24/04/2013
- Sensor-Surface: 4mm (Mechanical Surface Detection (Locations From Previous Scan Used))Sensor-Surface: 4mm (Mechanical Surface Detection)
- Electronics: DAE4 Sn353; Calibrated: 19/04/2012
- Phantom: Barski Industries; Type: Fiberglass Planar; Serial: 03-01
- Measurement SW: DASY4, V4.7 Build 80; Postprocessing SW: SEMCAD, V1.8 Build 186

SCAN - 470 - Li-Poly - 1223/12 - Leather Belt-loop/Area Scan (7x23x1): Measurement grid: $dx=15\text{mm}$, $dy=15\text{mm}$
Maximum value of SAR (measured) = 1.68 mW/g

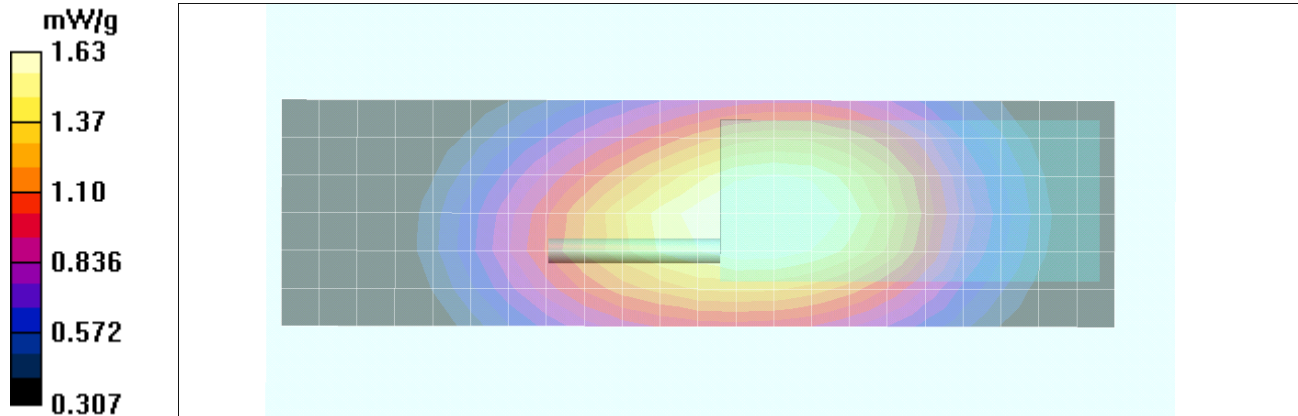
SCAN - 470 - Li-Poly - 1223/12 - Leather Belt-loop/Zoom Scan (7x7x7)/Cube 0: Measurement grid: $dx=5\text{mm}$, $dy=5\text{mm}$, $dz=5\text{mm}$


Reference Value = 41.1 V/m; Power Drift = -0.024 dB



Peak SAR (extrapolated) = 2.15 W/kg

SAR(1 g) = 1.56 mW/g; SAR(10 g) = 1.18 mW/g

Maximum value of SAR (measured) = 1.63 mW/g



| | | | | | | |
|-------------------------|--|--|--------------|-----|------------|---|
| Applicant: | HARRIS Corporation | FCC ID: | OWDTR-0141-E | IC: | 3636B-0141 |  |
| DUT Type: | Portable UHF Band PTT Radio Transceiver with Bluetooth | DUT Name: | XG-25P UHF-L | | | |
| 2013 Celltech Labs Inc. | | This document is not to be reproduced in whole or in part without the prior written permission of Celltech Labs Inc. | | | | Page 89 of 184 |

| | | | | |
|--|---|---|--|--|
|  | <u>Date(s) of Evaluation</u> May 30-Jun7, 2013 | <u>Test Report Serial No.</u> 45461369 R1.0 | <u>Test Report Revision No.</u> Rev. 1.1 |  Test Lab Certificate No. 2470.01 |
| | <u>Test Report Issue Date</u> 20 October 2016 | <u>Description of Test(s)</u> Specific Absorption Rate | <u>RF Exposure Category</u> Occupational (Controlled) | |

Plot B37

Date Tested: 06/06/2013

DUT: Harris XG-25P; Type: UHF-L PTT Radio Transceiver; Serial: 25

Program Notes: Ambient Temp: 22C; Fluid Temp: 21.9C; Barometric Pressure: 101.3 kPa; Humidity: 31%

Communication System: UHF-L

Frequency: 408 MHz; Duty Cycle: 1:1

Medium: M450 Medium parameters used (interpolated): $f = 408 \text{ MHz}$; $\sigma = 0.9 \text{ mho/m}$; $\epsilon_r = 57.6$; $\rho = 1000 \text{ kg/m}^3$

- Probe: ET3DV6 - SN1590; ConvF(7.98, 7.98, 7.98); Calibrated: 24/04/2013
- Sensor-Surface: 4mm (Mechanical Surface Detection (Locations From Previous Scan Used))Sensor-Surface: 4mm (Mechanical Surface Detection)
- Electronics: DAE4 Sn353; Calibrated: 19/04/2012
- Phantom: Barski Industries; Type: Fiberglass Planar; Serial: 03-01
- Measurement SW: DASY4, V4.7 Build 80; Postprocessing SW: SEMCAD, V1.8 Build 186

408 - Li-Poly - 1219/10 - Leather Shoulder Strap/Area Scan (7x23x1): Measurement grid: dx=15mm, dy=15mm

Info: Interpolated medium parameters used for SAR evaluation.
Maximum value of SAR (measured) = 4.07 mW/g

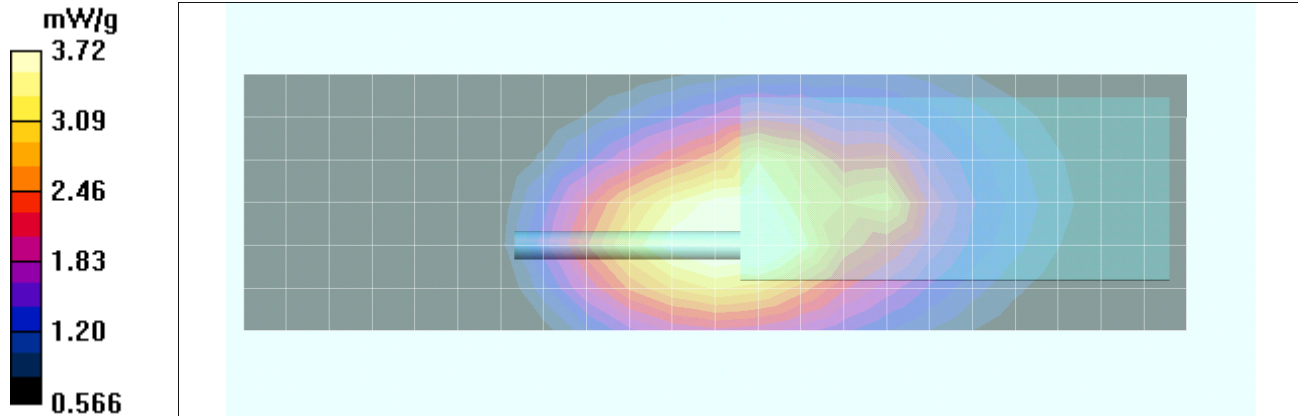
408 - Li-Poly - 1219/10 - Leather Shoulder Strap/Zoom Scan (7x7x7)/Cube 0: Measurement grid: dx=5mm, dy=5mm, dz=5mm


Reference Value = 62.6 V/m; Power Drift = -0.426 dB



Peak SAR (extrapolated) = 5.27 W/kg

SAR(1 g) = 3.54 mW/g; SAR(10 g) = 2.54 mW/g

Info: Interpolated medium parameters used for SAR evaluation.
Maximum value of SAR (measured) = 3.72 mW/g



| | | | | | | |
|-------------------------|--|--|--------------|------------|------------|---|
| Applicant: | HARRIS Corporation | FCC ID: | OWDTR-0141-E | IC: | 3636B-0141 |  |
| DUT Type: | Portable UHF Band PTT Radio Transceiver with Bluetooth | DUT Name: | XG-25P UHF-L | | | |
| 2013 Celltech Labs Inc. | | This document is not to be reproduced in whole or in part without the prior written permission of Celltech Labs Inc. | | | | Page 90 of 184 |

| | | | | |
|--|---|---|--|--|
|  | <u>Date(s) of Evaluation</u> May 30-Jun7, 2013 | <u>Test Report Serial No.</u> 45461369 R1.0 | <u>Test Report Revision No.</u> Rev. 1.1 |  Test Lab Certificate No. 2470.01 |
| | <u>Test Report Issue Date</u> 20 October 2016 | <u>Description of Test(s)</u> Specific Absorption Rate | <u>RF Exposure Category</u> Occupational (Controlled) | |

Plot B38

Date Tested: 06/06/2013

DUT: Harris XG-25P; Type: UHF-L PTT Radio Transceiver; Serial: 25

Program Notes: Ambient Temp: 22C; Fluid Temp: 21.9C; Barometric Pressure: 101.3 kPa; Humidity: 31%

Communication System: UHF-L

Frequency: 470 MHz; Duty Cycle: 1:1

Medium: M450 Medium parameters used: $f = 470 \text{ MHz}$; $\sigma = 0.94 \text{ mho/m}$; $\epsilon_r = 56.9$; $\rho = 1000 \text{ kg/m}^3$

- Probe: ET3DV6 - SN1590; ConvF(7.98, 7.98, 7.98); Calibrated: 24/04/2013
- Sensor-Surface: 4mm (Mechanical Surface Detection (Locations From Previous Scan Used))Sensor-Surface: 4mm (Mechanical Surface Detection)
- Electronics: DAE4 Sn353; Calibrated: 19/04/2012
- Phantom: Barski Industries; Type: Fiberglass Planar; Serial: 03-01
- Measurement SW: DASY4, V4.7 Build 80; Postprocessing SW: SEMCAD, V1.8 Build 186

470 - Li-Poly - 1219/12 - Leather Shoulder Strap/Area Scan (7x23x1): Measurement grid: dx=15mm, dy=15mm
Maximum value of SAR (measured) = 5.68 mW/g

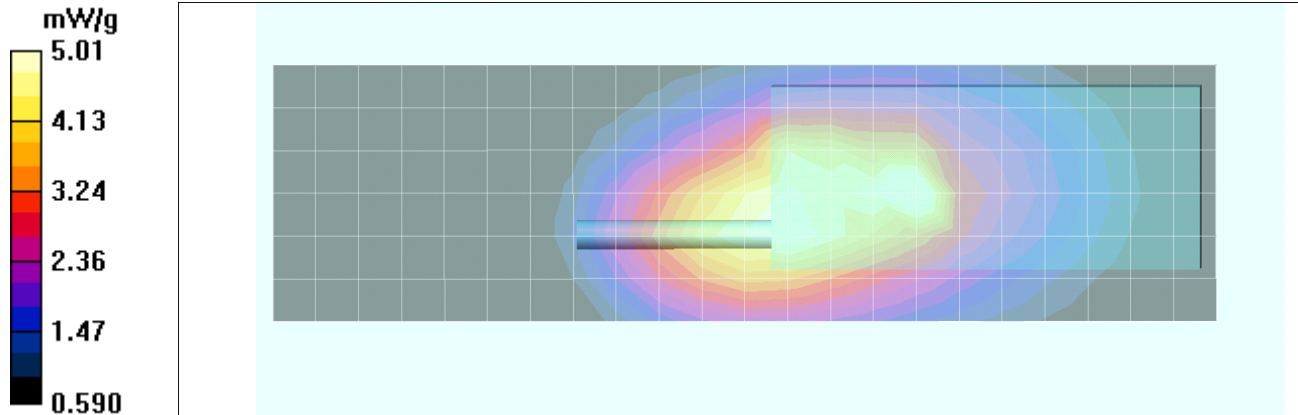
470 - Li-Poly - 1219/12 - Leather Shoulder Strap/Zoom Scan (7x7x7)/Cube 0: Measurement grid: dx=5mm, dy=5mm, dz=5mm


Reference Value = 68.3 V/m; Power Drift = -0.406 dB



Peak SAR (extrapolated) = 8.95 W/kg

SAR(1 g) = 4.6 mW/g; SAR(10 g) = 3 mW/g

Maximum value of SAR (measured) = 5.01 mW/g



| | | | | | | |
|-------------------------|--|--|--------------|------------|------------|---|
| Applicant: | HARRIS Corporation | FCC ID: | OWDTR-0141-E | IC: | 3636B-0141 |  |
| DUT Type: | Portable UHF Band PTT Radio Transceiver with Bluetooth | DUT Name: | XG-25P UHF-L | | | |
| 2013 Celltech Labs Inc. | | This document is not to be reproduced in whole or in part without the prior written permission of Celltech Labs Inc. | | | | Page 91 of 184 |

| | | | | |
|--|---|---|--|--|
|  | <u>Date(s) of Evaluation</u> May 30-Jun7, 2013 | <u>Test Report Serial No.</u> 45461369 R1.0 | <u>Test Report Revision No.</u> Rev. 1.1 |  Test Lab Certificate No. 2470.01 |
| | <u>Test Report Issue Date</u> 20 October 2016 | <u>Description of Test(s)</u> Specific Absorption Rate | <u>RF Exposure Category</u> Occupational (Controlled) | |

Plot B39

Date Tested: 06/06/2013

DUT: Harris XG-25P; Type: UHF-L PTT Radio Transceiver; Serial: 25

Program Notes: Ambient Temp: 22C; Fluid Temp: 21.9C; Barometric Pressure: 101.3 kPa; Humidity: 31%

Communication System: UHF-L

Frequency: 408 MHz; Duty Cycle: 1:1

Medium: M450 Medium parameters used (interpolated): $f = 408 \text{ MHz}$; $\sigma = 0.9 \text{ mho/m}$; $\epsilon_r = 57.6$; $\rho = 1000 \text{ kg/m}^3$

- Probe: ET3DV6 - SN1590; ConvF(7.98, 7.98, 7.98); Calibrated: 24/04/2013
- Sensor-Surface: 4mm (Mechanical Surface Detection (Locations From Previous Scan Used)) Sensor-Surface: 4mm (Mechanical Surface Detection)
- Electronics: DAE4 Sn353; Calibrated: 19/04/2012
- Phantom: Barski Industries; Type: Fiberglass Planar; Serial: 03-01
- Measurement SW: DAS4, V4.7 Build 80; Postprocessing SW: SEMCAD, V1.8 Build 186

408 - Li-Poly - 1223/10 - Leather Shoulder Strap/Area Scan (7x23x1): Measurement grid: dx=15mm, dy=15mm

Info: Interpolated medium parameters used for SAR evaluation.

Maximum value of SAR (measured) = 4.60 mW/g

408 - Li-Poly - 1223/10 - Leather Shoulder Strap/Zoom Scan (7x7x7)/Cube 0: Measurement grid: dx=5mm, dy=5mm, dz=5mm

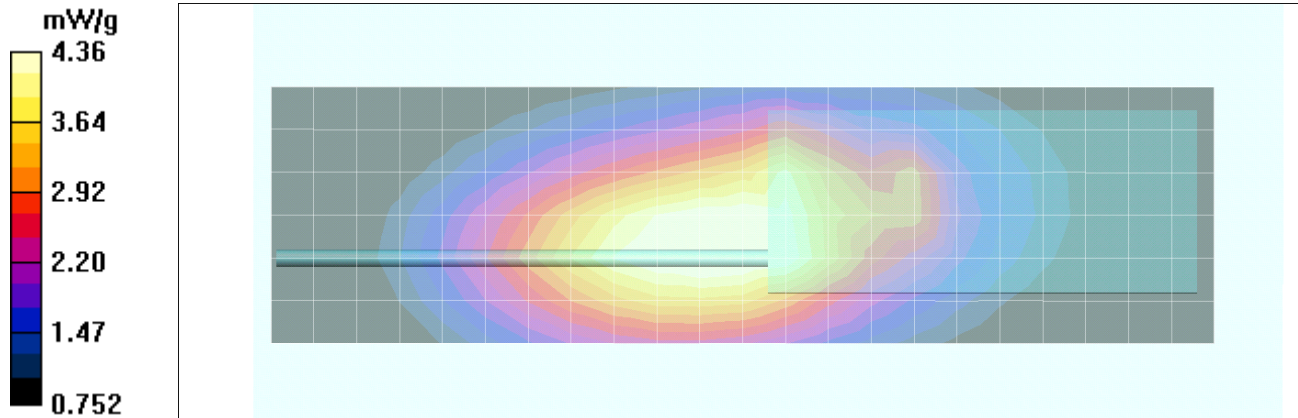
Reference Value = 68.0 V/m; Power Drift = -0.218 dB


Peak SAR (extrapolated) = 5.84 W/kg



SAR(1 g) = 4.17 mW/g; SAR(10 g) = 3.08 mW/g

Info: Interpolated medium parameters used for SAR evaluation.

Maximum value of SAR (measured) = 4.36 mW/g



| | | | | | | |
|-------------------------|--|--|--------------|------------|------------|---|
| Applicant: | HARRIS Corporation | FCC ID: | OWDTR-0141-E | IC: | 3636B-0141 |  |
| DUT Type: | Portable UHF Band PTT Radio Transceiver with Bluetooth | DUT Name: | XG-25P UHF-L | | | |
| 2013 Celltech Labs Inc. | | This document is not to be reproduced in whole or in part without the prior written permission of Celltech Labs Inc. | | | | Page 92 of 184 |

| | | | | |
|--|---|---|--|--|
|  | <u>Date(s) of Evaluation</u> May 30-Jun7, 2013 | <u>Test Report Serial No.</u> 45461369 R1.0 | <u>Test Report Revision No.</u> Rev. 1.1 |  Test Lab Certificate No. 2470.01 |
| | <u>Test Report Issue Date</u> 20 October 2016 | <u>Description of Test(s)</u> Specific Absorption Rate | <u>RF Exposure Category</u> Occupational (Controlled) | |

Plot B40

Date Tested: 06/06/2013

DUT: Harris XG-25P; Type: UHF-L PTT Radio Transceiver; Serial: 25

Program Notes: Ambient Temp: 22C; Fluid Temp: 21.9C; Barometric Pressure: 101.3 kPa; Humidity: 31%

Communication System: UHF-L

Frequency: 470 MHz; Duty Cycle: 1:1

Medium: M450 Medium parameters used: $f = 470 \text{ MHz}$; $\sigma = 0.94 \text{ mho/m}$; $\epsilon_r = 56.9$; $\rho = 1000 \text{ kg/m}^3$

- Probe: ET3DV6 - SN1590; ConvF(7.98, 7.98, 7.98); Calibrated: 24/04/2013
- Sensor-Surface: 4mm (Mechanical Surface Detection (Locations From Previous Scan Used))Sensor-Surface: 4mm (Mechanical Surface Detection)
- Electronics: DAE4 Sn353; Calibrated: 19/04/2012
- Phantom: Barski Industries; Type: Fiberglass Planar; Serial: 03-01
- Measurement SW: DASY4, V4.7 Build 80; Postprocessing SW: SEMCAD, V1.8 Build 186

470 - Li-Poly - 1223/12 - Leather Shoulder Strap/Area Scan (7x23x1): Measurement grid: $dx=15\text{mm}$, $dy=15\text{mm}$
Maximum value of SAR (measured) = 5.51 mW/g

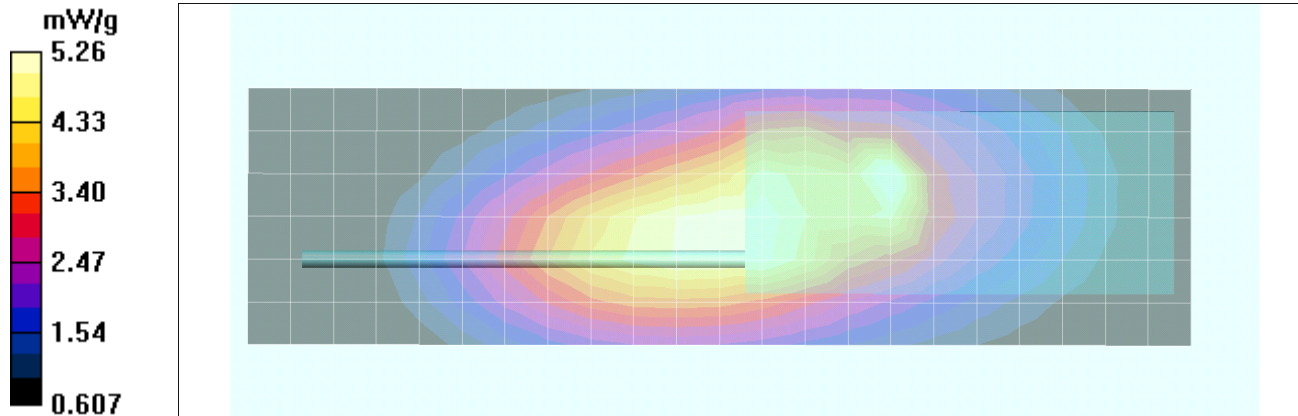
470 - Li-Poly - 1223/12 - Leather Shoulder Strap/Zoom Scan (7x7x7)/Cube 0: Measurement grid: $dx=5\text{mm}$, $dy=5\text{mm}$, $dz=5\text{mm}$


Reference Value = 71.7 V/m; Power Drift = -0.217 dB



Peak SAR (extrapolated) = 9.54 W/kg

SAR(1 g) = 4.82 mW/g; SAR(10 g) = 3.1 mW/g

Maximum value of SAR (measured) = 5.26 mW/g



| | | | | | | |
|-------------------------|--|------------------|--------------|------------|------------|---|
| Applicant: | HARRIS Corporation | FCC ID: | OWDTR-0141-E | IC: | 3636B-0141 |  |
| DUT Type: | Portable UHF Band PTT Radio Transceiver with Bluetooth | DUT Name: | XG-25P UHF-L | | | |
| 2013 Celltech Labs Inc. | This document is not to be reproduced in whole or in part without the prior written permission of Celltech Labs Inc. | | | | | Page 93 of 184 |

| | | | | |
|--|---|---|--|--|
|  | <u>Date(s) of Evaluation</u> May 30-Jun7, 2013 | <u>Test Report Serial No.</u> 45461369 R1.0 | <u>Test Report Revision No.</u> Rev. 1.1 |  Test Lab Certificate No. 2470.01 |
| | <u>Test Report Issue Date</u> 20 October 2016 | <u>Description of Test(s)</u> Specific Absorption Rate | <u>RF Exposure Category</u> Occupational (Controlled) | |

Plot B41

Date Tested: 06/06/2013

DUT: Harris XG-25P; Type: UHF-L PTT Radio Transceiver; Serial: 25

Program Notes: Ambient Temp: 22C; Fluid Temp: 21.9C; Barometric Pressure: 101.3 kPa; Humidity: 31%

Communication System: UHF-L

Frequency: 470 MHz; Duty Cycle: 1:1

Medium: M450 Medium parameters used: $f = 470 \text{ MHz}$; $\sigma = 0.94 \text{ mho/m}$; $\epsilon_r = 56.9$; $\rho = 1000 \text{ kg/m}^3$

- Probe: ET3DV6 - SN1590; ConvF(7.98, 7.98, 7.98); Calibrated: 24/04/2013
- Sensor-Surface: 4mm (Mechanical Surface Detection (Locations From Previous Scan Used))Sensor-Surface: 4mm (Mechanical Surface Detection)
- Electronics: DAE4 Sn353; Calibrated: 19/04/2012
- Phantom: Barski Industries; Type: Fiberglass Planar; Serial: 03-01
- Measurement SW: DASY4, V4.7 Build 80; Postprocessing SW: SEMCAD, V1.8 Build 186

470 - NiMH NIS - 1223/12 - Leather Shoulder Strap/Area Scan (7x23x1): Measurement grid: $dx=15\text{mm}$, $dy=15\text{mm}$
Maximum value of SAR (measured) = 6.13 mW/g

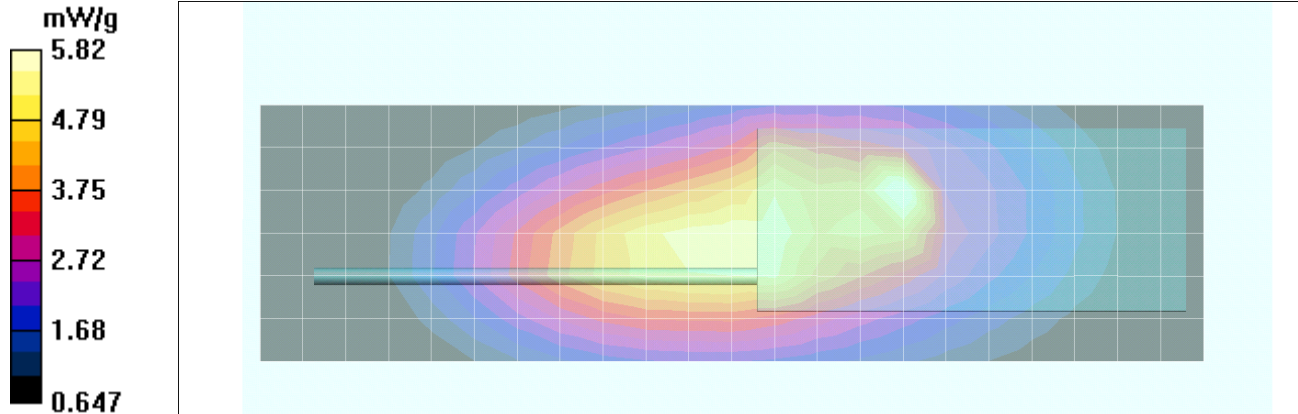
470 - NiMH NIS - 1223/12 - Leather Shoulder Strap/Zoom Scan (7x7x7)/Cube 0: Measurement grid: $dx=5\text{mm}$, $dy=5\text{mm}$, $dz=5\text{mm}$


Reference Value = 73.9 V/m; Power Drift = -0.235 dB



Peak SAR (extrapolated) = 11.5 W/kg

SAR(1 g) = 5.34 mW/g; SAR(10 g) = 3.34 mW/g

Maximum value of SAR (measured) = 5.82 mW/g



| | | | | | | |
|-------------------------|--|--|--------------|------------|------------|---|
| Applicant: | HARRIS Corporation | FCC ID: | OWDTR-0141-E | IC: | 3636B-0141 |  |
| DUT Type: | Portable UHF Band PTT Radio Transceiver with Bluetooth | DUT Name: | XG-25P UHF-L | | | |
| 2013 Celltech Labs Inc. | | This document is not to be reproduced in whole or in part without the prior written permission of Celltech Labs Inc. | | | | Page 94 of 184 |

| | | | | |
|--|---|---|--|--|
|  | <u>Date(s) of Evaluation</u> May 30-Jun7, 2013 | <u>Test Report Serial No.</u> 45461369 R1.0 | <u>Test Report Revision No.</u> Rev. 1.1 |  Test Lab Certificate No. 2470.01 |
| | <u>Test Report Issue Date</u> 20 October 2016 | <u>Description of Test(s)</u> Specific Absorption Rate | <u>RF Exposure Category</u> Occupational (Controlled) | |

Plot B42

Date Tested: 06/06/2013

DUT: Harris XG-25P; Type: UHF-L PTT Radio Transceiver; Serial: 25

Program Notes: Ambient Temp: 22C; Fluid Temp: 21.9C; Barometric Pressure: 101.3 kPa; Humidity: 31%

Communication System: UHF-L

Frequency: 470 MHz; Duty Cycle: 1:1

Medium: M450 Medium parameters used: $f = 470 \text{ MHz}$; $\sigma = 0.94 \text{ mho/m}$; $\epsilon_r = 56.9$; $\rho = 1000 \text{ kg/m}^3$

- Probe: ET3DV6 - SN1590; ConvF(7.98, 7.98, 7.98); Calibrated: 24/04/2013
- Sensor-Surface: 4mm (Mechanical Surface Detection (Locations From Previous Scan Used))Sensor-Surface: 4mm (Mechanical Surface Detection)
- Electronics: DAE4 Sn353; Calibrated: 19/04/2012
- Phantom: Barski Industries; Type: Fiberglass Planar; Serial: 03-01
- Measurement SW: DASY4, V4.7 Build 80; Postprocessing SW: SEMCAD, V1.8 Build 186

470 - NiMH IS - 1223/12 - Leather Shoulder Strap/Area Scan (7x23x1): Measurement grid: $dx=15\text{mm}$, $dy=15\text{mm}$
Maximum value of SAR (measured) = 6.02 mW/g

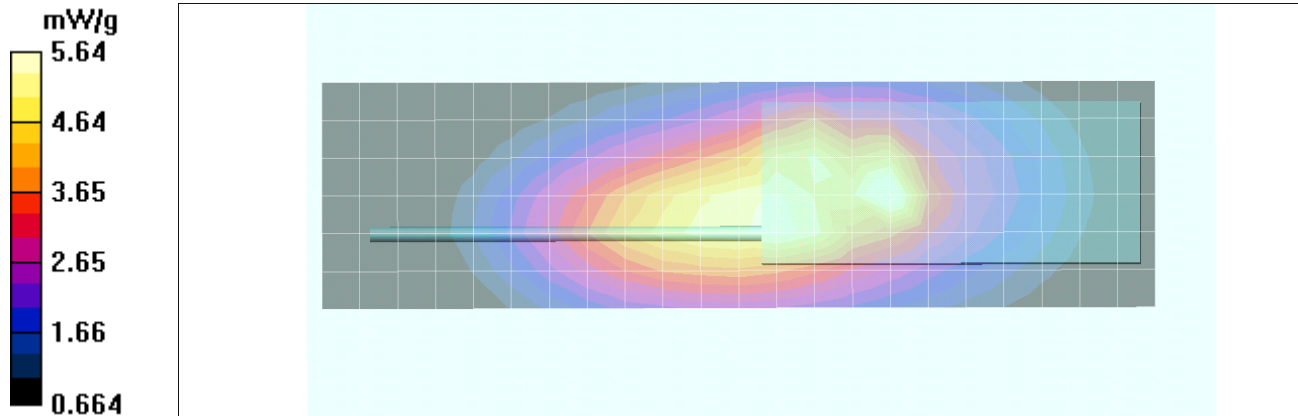
470 - NiMH IS - 1223/12 - Leather Shoulder Strap/Zoom Scan (7x7x7)/Cube 0: Measurement grid: $dx=5\text{mm}$, $dy=5\text{mm}$, $dz=5\text{mm}$


Reference Value = 73.8 V/m; Power Drift = -0.571 dB



Peak SAR (extrapolated) = 10.8 W/kg

SAR(1 g) = 5.12 mW/g; SAR(10 g) = 3.26 mW/g

Maximum value of SAR (measured) = 5.64 mW/g



| | | | | | | |
|-------------------------|--|------------------|--------------|------------|------------|---|
| Applicant: | HARRIS Corporation | FCC ID: | OWDTR-0141-E | IC: | 3636B-0141 |  |
| DUT Type: | Portable UHF Band PTT Radio Transceiver with Bluetooth | DUT Name: | XG-25P UHF-L | | | |
| 2013 Celltech Labs Inc. | This document is not to be reproduced in whole or in part without the prior written permission of Celltech Labs Inc. | | | | | Page 95 of 184 |

| | | | | |
|--|---|---|--|--|
|  | <u>Date(s) of Evaluation</u> May 30-Jun7, 2013 | <u>Test Report Serial No.</u> 45461369 R1.0 | <u>Test Report Revision No.</u> Rev. 1.1 |  Test Lab Certificate No. 2470.01 |
| | <u>Test Report Issue Date</u> 20 October 2016 | <u>Description of Test(s)</u> Specific Absorption Rate | <u>RF Exposure Category</u> Occupational (Controlled) | |

Plot B43

Date Tested: 06/06/2013

DUT: Harris XG-25P; Type: UHF-L PTT Radio Transceiver; Serial: 25

Program Notes: Ambient Temp: 22C; Fluid Temp: 21.9C; Barometric Pressure: 101.3 kPa; Humidity: 31%

Communication System: UHF-L

Frequency: 470 MHz; Duty Cycle: 1:1

Medium: M450 Medium parameters used: $f = 470 \text{ MHz}$; $\sigma = 0.94 \text{ mho/m}$; $\epsilon_r = 56.9$; $\rho = 1000 \text{ kg/m}^3$

- Probe: ET3DV6 - SN1590; ConvF(7.98, 7.98, 7.98); Calibrated: 24/04/2013
- Sensor-Surface: 4mm (Mechanical Surface Detection (Locations From Previous Scan Used))Sensor-Surface: 4mm (Mechanical Surface Detection)
- Electronics: DAE4 Sn353; Calibrated: 19/04/2012
- Phantom: Barski Industries; Type: Fiberglass Planar; Serial: 03-01
- Measurement SW: DASy4, V4.7 Build 80; Postprocessing SW: SEMCAD, V1.8 Build 186

470 - Li-ion - 1223/12 - Leather Shoulder Strap/Area Scan (7x23x1): Measurement grid: $dx=15\text{mm}$, $dy=15\text{mm}$

Maximum value of SAR (measured) = 5.52 mW/g

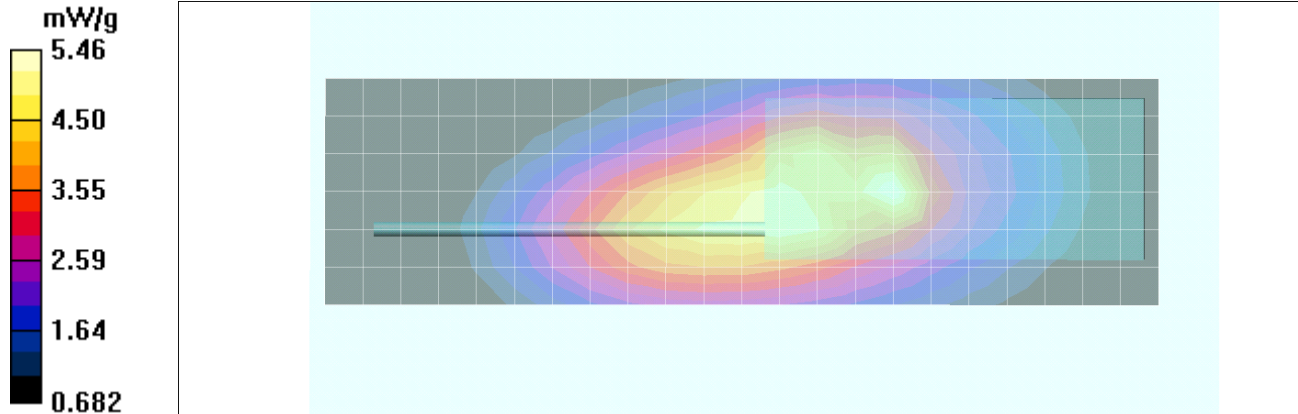
470 - Li-ion - 1223/12 - Leather Shoulder Strap/Zoom Scan (7x7x7)/Cube 0: Measurement grid: $dx=5\text{mm}$, $dy=5\text{mm}$, $dz=5\text{mm}$


Reference Value = 69.7 V/m; Power Drift = -0.169 dB



Peak SAR (extrapolated) = 10.1 W/kg

SAR(1 g) = 4.96 mW/g; SAR(10 g) = 3.22 mW/g

Maximum value of SAR (measured) = 5.46 mW/g



| | | | | | | |
|-------------------------|--|--|--------------|-----|------------|---|
| Applicant: | HARRIS Corporation | FCC ID: | OWDTR-0141-E | IC: | 3636B-0141 |  |
| DUT Type: | Portable UHF Band PTT Radio Transceiver with Bluetooth | DUT Name: | XG-25P UHF-L | | | |
| 2013 Celltech Labs Inc. | | This document is not to be reproduced in whole or in part without the prior written permission of Celltech Labs Inc. | | | | Page 96 of 184 |

| | | | | |
|--|---|---|--|--|
|  | <u>Date(s) of Evaluation</u> May 30-Jun7, 2013 | <u>Test Report Serial No.</u> 45461369 R1.0 | <u>Test Report Revision No.</u> Rev. 1.1 |  Test Lab Certificate No. 2470.01 |
| | <u>Test Report Issue Date</u> 20 October 2016 | <u>Description of Test(s)</u> Specific Absorption Rate | <u>RF Exposure Category</u> Occupational (Controlled) | |

Plot B44

Date Tested: 06/06/2013

DUT: Harris XG-25P; Type: UHF-L PTT Radio Transceiver; Serial: 50

Program Notes: Ambient Temp: 22C; Fluid Temp: 21.9C; Barometric Pressure: 101.3 kPa; Humidity: 31%

Communication System: UHF-L

Frequency: 408 MHz; Duty Cycle: 1:1

Medium: M450 Medium parameters used (interpolated): $f = 408 \text{ MHz}$; $\sigma = 0.9 \text{ mho/m}$; $\epsilon_r = 57.6$; $\rho = 1000 \text{ kg/m}^3$

- Probe: ET3DV6 - SN1590; ConvF(7.98, 7.98, 7.98); Calibrated: 24/04/2013
- Sensor-Surface: 4mm (Mechanical Surface Detection (Locations From Previous Scan Used))Sensor-Surface: 4mm (Mechanical Surface Detection)
- Electronics: DAE4 Sn353; Calibrated: 19/04/2012
- Phantom: Barski Industries; Type: Fiberglass Planar; Serial: 03-01
- Measurement SW: DAS4, V4.7 Build 80; Postprocessing SW: SEMCAD, V1.8 Build 186

SCAN - 408 - Li-Poly - 1219/10 - Leather Shoulder Strap/Area Scan (7x23x1): Measurement grid: dx=15mm, dy=15mm

Info: Interpolated medium parameters used for SAR evaluation.
Maximum value of SAR (measured) = 3.93 mW/g

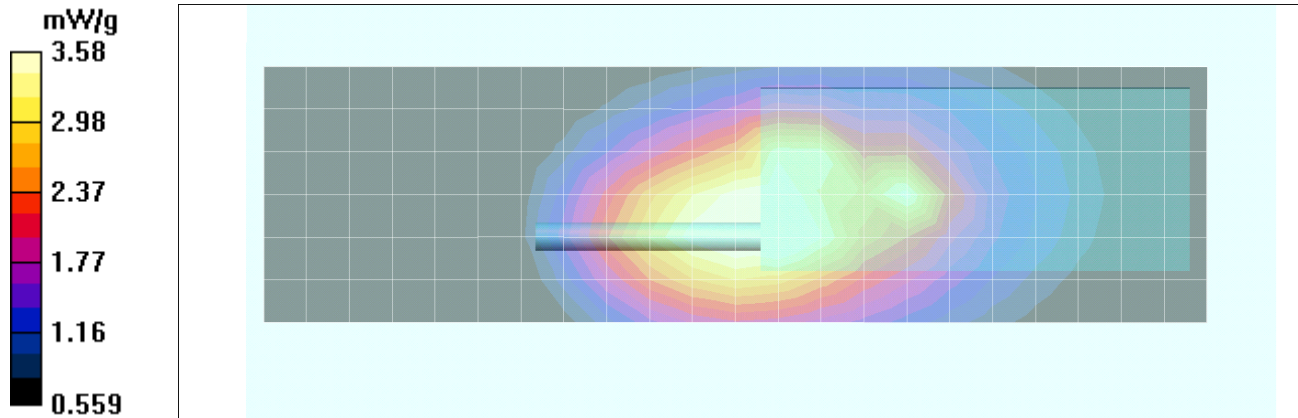
SCAN - 408 - Li-Poly - 1219/10 - Leather Shoulder Strap/Zoom Scan (7x7x7)/Cube 0: Measurement grid: dx=5mm, dy=5mm, dz=5mm


Reference Value = 60.8 V/m; Power Drift = -0.270 dB



Peak SAR (extrapolated) = 5.01 W/kg

SAR(1 g) = 3.42 mW/g; SAR(10 g) = 2.49 mW/g

Info: Interpolated medium parameters used for SAR evaluation.
Maximum value of SAR (measured) = 3.58 mW/g



| | | | | | | |
|-------------------------|--|--|--------------|------------|------------|---|
| Applicant: | HARRIS Corporation | FCC ID: | OWDTR-0141-E | IC: | 3636B-0141 |  |
| DUT Type: | Portable UHF Band PTT Radio Transceiver with Bluetooth | DUT Name: | XG-25P UHF-L | | | |
| 2013 Celltech Labs Inc. | | This document is not to be reproduced in whole or in part without the prior written permission of Celltech Labs Inc. | | | | Page 97 of 184 |

| | | | | |
|--|---|---|--|--|
|  | <u>Date(s) of Evaluation</u> May 30-Jun7, 2013 | <u>Test Report Serial No.</u> 45461369 R1.0 | <u>Test Report Revision No.</u> Rev. 1.1 |  Test Lab Certificate No. 2470.01 |
| | <u>Test Report Issue Date</u> 20 October 2016 | <u>Description of Test(s)</u> Specific Absorption Rate | <u>RF Exposure Category</u> Occupational (Controlled) | |

Plot B45

Date Tested: 06/06/2013

DUT: Harris XG-25P; Type: UHF-L PTT Radio Transceiver; Serial: 50

Program Notes: Ambient Temp: 22C; Fluid Temp: 21.9C; Barometric Pressure: 101.3 kPa; Humidity: 31%

Communication System: UHF-L

Frequency: 470 MHz; Duty Cycle: 1:1

Medium: M450 Medium parameters used: $f = 470 \text{ MHz}$; $\sigma = 0.94 \text{ mho/m}$; $\epsilon_r = 56.9$; $\rho = 1000 \text{ kg/m}^3$

- Probe: ET3DV6 - SN1590; ConvF(7.98, 7.98, 7.98); Calibrated: 24/04/2013
- Sensor-Surface: 4mm (Mechanical Surface Detection (Locations From Previous Scan Used))Sensor-Surface: 4mm (Mechanical Surface Detection)
- Electronics: DAE4 Sn353; Calibrated: 19/04/2012
- Phantom: Barski Industries; Type: Fiberglass Planar; Serial: 03-01
- Measurement SW: DASY4, V4.7 Build 80; Postprocessing SW: SEMCAD, V1.8 Build 186

SCAN - 470 - Li-Poly - 1219/12 - Leather Shoulder Strap/Area Scan (7x23x1): Measurement grid: $dx=15\text{mm}$, $dy=15\text{mm}$
Maximum value of SAR (measured) = 6.20 mW/g

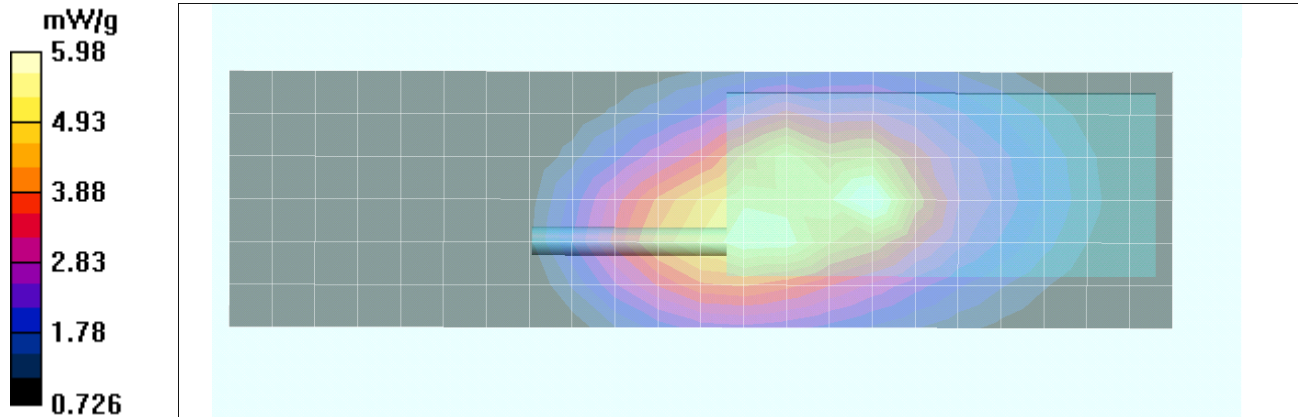
SCAN - 470 - Li-Poly - 1219/12 - Leather Shoulder Strap/Zoom Scan (7x7x7)/Cube 0: Measurement grid: $dx=5\text{mm}$, $dy=5\text{mm}$, $dz=5\text{mm}$


Reference Value = 70.1 V/m; Power Drift = -0.168 dB

Peak SAR (extrapolated) = 10.8 W/kg

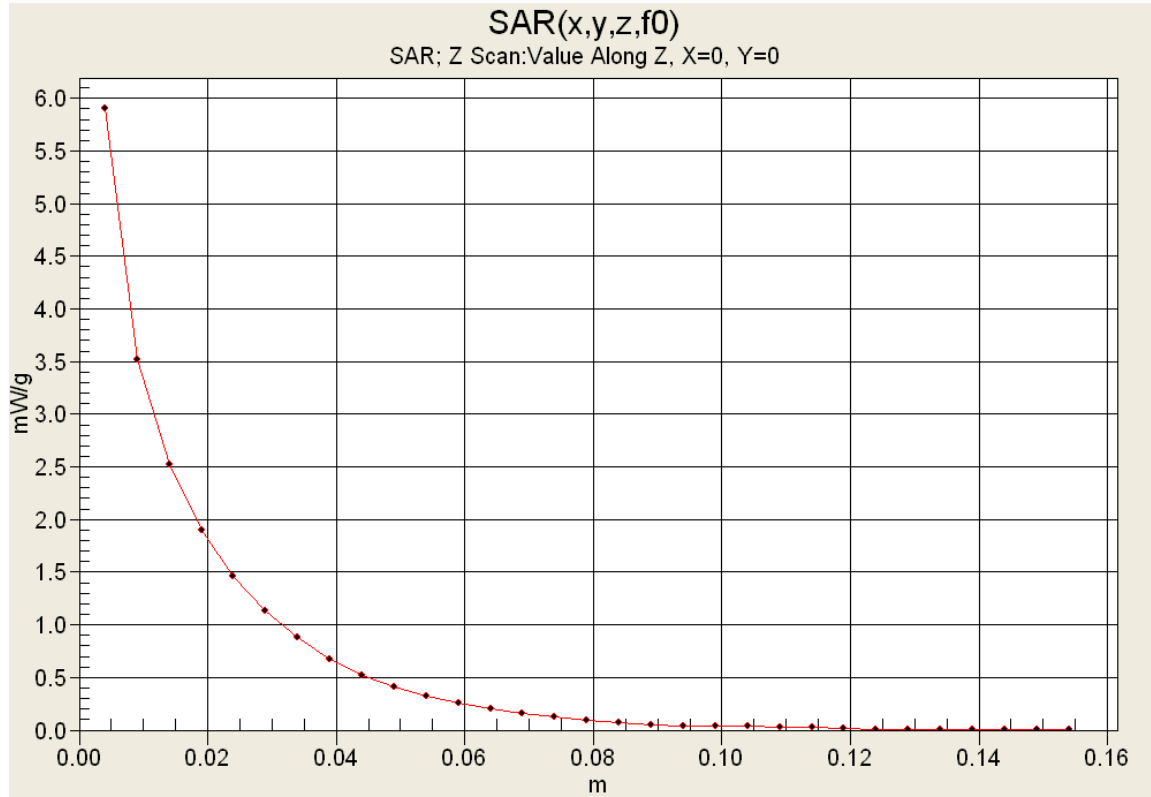
SAR(1 g) = 5.35 mW/g; SAR(10 g) = 3.48 mW/g



Maximum value of SAR (measured) = 5.98 mW/g



| | | | | | | |
|-------------------------|--|--|--------------|------------|------------|---|
| Applicant: | HARRIS Corporation | FCC ID: | OWDTR-0141-E | IC: | 3636B-0141 |  |
| DUT Type: | Portable UHF Band PTT Radio Transceiver with Bluetooth | DUT Name: | XG-25P UHF-L | | | |
| 2013 Celltech Labs Inc. | | This document is not to be reproduced in whole or in part without the prior written permission of Celltech Labs Inc. | | | | Page 98 of 184 |

Z-Axis Scan



| | | | | |
|--|---|---|--|--|
|  | <u>Date(s) of Evaluation</u> May 30-Jun7, 2013 | <u>Test Report Serial No.</u> 45461369 R1.0 | <u>Test Report Revision No.</u> Rev. 1.1 |  Test Lab Certificate No. 2470.01 |
| | <u>Test Report Issue Date</u> 20 October 2016 | <u>Description of Test(s)</u> Specific Absorption Rate | <u>RF Exposure Category</u> Occupational (Controlled) | |

Plot B46

Date Tested: 06/06/2013

DUT: Harris XG-25P; Type: UHF-L PTT Radio Transceiver; Serial: 50

Program Notes: Ambient Temp: 22C; Fluid Temp: 21.9C; Barometric Pressure: 101.3 kPa; Humidity: 31%

Communication System: UHF-L

Frequency: 408 MHz; Duty Cycle: 1:1

Medium: M450 Medium parameters used (interpolated): $f = 408 \text{ MHz}$; $\sigma = 0.9 \text{ mho/m}$; $\epsilon_r = 57.6$; $\rho = 1000 \text{ kg/m}^3$

- Probe: ET3DV6 - SN1590; ConvF(7.98, 7.98, 7.98); Calibrated: 24/04/2013
- Sensor-Surface: 4mm (Mechanical Surface Detection (Locations From Previous Scan Used))Sensor-Surface: 4mm (Mechanical Surface Detection)
- Electronics: DAE4 Sn353; Calibrated: 19/04/2012
- Phantom: Barski Industries; Type: Fiberglass Planar; Serial: 03-01
- Measurement SW: DASY4, V4.7 Build 80; Postprocessing SW: SEMCAD, V1.8 Build 186

SCAN - 408 - Li-Poly - 1223/10 - Leather Shoulder Strap/Area Scan (7x23x1): Measurement grid: dx=15mm, dy=15mm

Info: Interpolated medium parameters used for SAR evaluation.

Maximum value of SAR (measured) = 3.78 mW/g

SCAN - 408 - Li-Poly - 1223/10 - Leather Shoulder Strap/Zoom Scan (7x7x7)/Cube 0: Measurement grid: dx=5mm, dy=5mm, dz=5mm

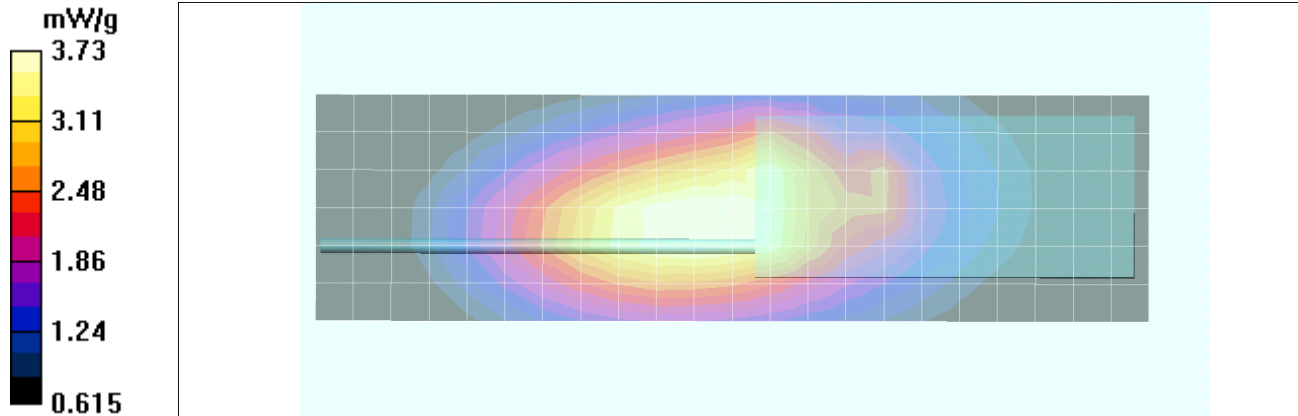
Reference Value = 62.5 V/m; Power Drift = 0.061 dB


Peak SAR (extrapolated) = 5.03 W/kg



SAR(1 g) = 3.54 mW/g; SAR(10 g) = 2.61 mW/g

Info: Interpolated medium parameters used for SAR evaluation.

Maximum value of SAR (measured) = 3.73 mW/g



| | | | | | | |
|-------------------------|--|--|--------------|------------|------------|---|
| Applicant: | HARRIS Corporation | FCC ID: | OWDTR-0141-E | IC: | 3636B-0141 |  |
| DUT Type: | Portable UHF Band PTT Radio Transceiver with Bluetooth | DUT Name: | XG-25P UHF-L | | | |
| 2013 Celltech Labs Inc. | | This document is not to be reproduced in whole or in part without the prior written permission of Celltech Labs Inc. | | | | Page 100 of 184 |

| | | | | |
|--|---|---|--|--|
|  | <u>Date(s) of Evaluation</u> May 30-Jun7, 2013 | <u>Test Report Serial No.</u> 45461369 R1.0 | <u>Test Report Revision No.</u> Rev. 1.1 |  Test Lab Certificate No. 2470.01 |
| | <u>Test Report Issue Date</u> 20 October 2016 | <u>Description of Test(s)</u> Specific Absorption Rate | <u>RF Exposure Category</u> Occupational (Controlled) | |

Plot B47

Date Tested: 06/06/2013

DUT: Harris XG-25P; Type: UHF-L PTT Radio Transceiver; Serial: 50

Program Notes: Ambient Temp: 22C; Fluid Temp: 21.9C; Barometric Pressure: 101.3 kPa; Humidity: 31%

Communication System: UHF-L

Frequency: 470 MHz; Duty Cycle: 1:1

Medium: M450 Medium parameters used: $f = 470 \text{ MHz}$; $\sigma = 0.94 \text{ mho/m}$; $\epsilon_r = 56.9$; $\rho = 1000 \text{ kg/m}^3$

- Probe: ET3DV6 - SN1590; ConvF(7.98, 7.98, 7.98); Calibrated: 24/04/2013
- Sensor-Surface: 4mm (Mechanical Surface Detection (Locations From Previous Scan Used))Sensor-Surface: 4mm (Mechanical Surface Detection)
- Electronics: DAE4 Sn353; Calibrated: 19/04/2012
- Phantom: Barski Industries; Type: Fiberglass Planar; Serial: 03-01
- Measurement SW: DASY4, V4.7 Build 80; Postprocessing SW: SEMCAD, V1.8 Build 186

SCAN - 470 - NiMH NIS - 1223/12 - Leather Shoulder Strap/Area Scan (7x23x1): Measurement grid: $dx=15\text{mm}$, $dy=15\text{mm}$

Maximum value of SAR (measured) = 5.05 mW/g

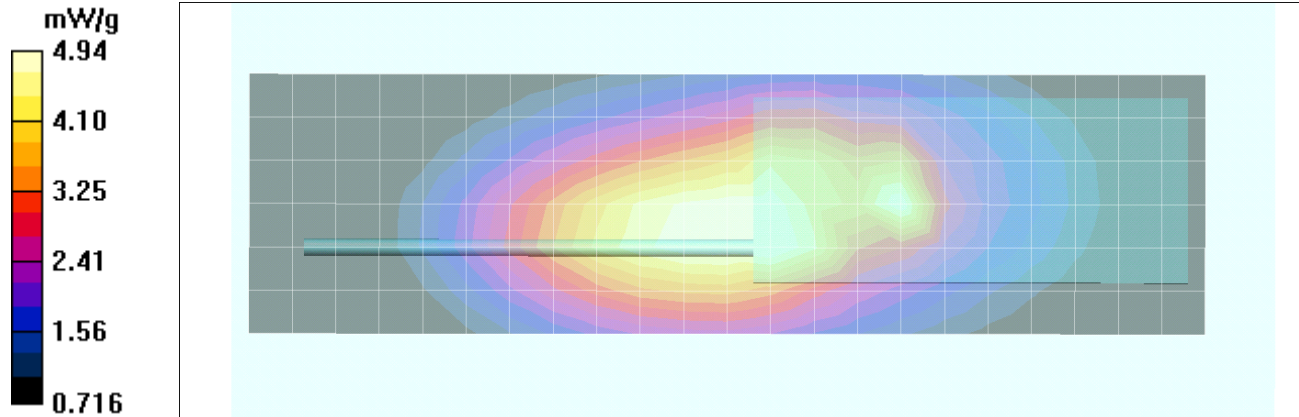
SCAN - 470 - NiMH NIS - 1223/12 - Leather Shoulder Strap/Zoom Scan (7x7x7)/Cube 0: Measurement grid: $dx=5\text{mm}$, $dz=5\text{mm}$


Reference Value = 70.1 V/m; Power Drift = -0.159 dB



Peak SAR (extrapolated) = 7.01 W/kg

SAR(1 g) = 4.68 mW/g; SAR(10 g) = 3.41 mW/g

Maximum value of SAR (measured) = 4.94 mW/g



| | | | | | | |
|-------------------------|--|--|--------------|------------|------------|---|
| Applicant: | HARRIS Corporation | FCC ID: | OWDTR-0141-E | IC: | 3636B-0141 |  |
| DUT Type: | Portable UHF Band PTT Radio Transceiver with Bluetooth | DUT Name: | XG-25P UHF-L | | | |
| 2013 Celltech Labs Inc. | | This document is not to be reproduced in whole or in part without the prior written permission of Celltech Labs Inc. | | | | Page 101 of 184 |

| | | | | |
|--|---|---|--|--|
|  | <u>Date(s) of Evaluation</u> May 30-Jun7, 2013 | <u>Test Report Serial No.</u> 45461369 R1.0 | <u>Test Report Revision No.</u> Rev. 1.1 |  Test Lab Certificate No. 2470.01 |
| | <u>Test Report Issue Date</u> 20 October 2016 | <u>Description of Test(s)</u> Specific Absorption Rate | <u>RF Exposure Category</u> Occupational (Controlled) | |

Plot B48

Date Tested: 06/07/2013

DUT: Harris XG-25P; Type: UHF-L PTT Radio Transceiver; Serial: 25

Program Notes: Ambient Temp: 22C; Fluid Temp: 21.9C; Barometric Pressure: 101.3 kPa; Humidity: 31%

Communication System: UHF-L

Frequency: 408 MHz; Duty Cycle: 1:1

Medium: M450 Medium parameters used (interpolated): $f = 408 \text{ MHz}$; $\sigma = 0.9 \text{ mho/m}$; $\epsilon_r = 57.6$; $\rho = 1000 \text{ kg/m}^3$

- Probe: ET3DV6 - SN1590; ConvF(7.98, 7.98, 7.98); Calibrated: 24/04/2013
- Sensor-Surface: 4mm (Mechanical Surface Detection (Locations From Previous Scan Used))Sensor-Surface: 4mm (Mechanical Surface Detection)
- Electronics: DAE4 Sn353; Calibrated: 19/04/2012
- Phantom: Barski Industries; Type: Fiberglass Planar; Serial: 03-01
- Measurement SW: DASY4, V4.7 Build 80; Postprocessing SW: SEMCAD, V1.8 Build 186

408 - Li-Poly - 1219/10 - Belt-loop Swivel/Area Scan (7x23x1): Measurement grid: dx=15mm, dy=15mm

Info: Interpolated medium parameters used for SAR evaluation.

Maximum value of SAR (measured) = 3.03 mW/g

408 - Li-Poly - 1219/10 - Belt-loop Swivel/Zoom Scan (7x7x7)/Cube 0: Measurement grid: dx=5mm, dy=5mm, dz=5mm

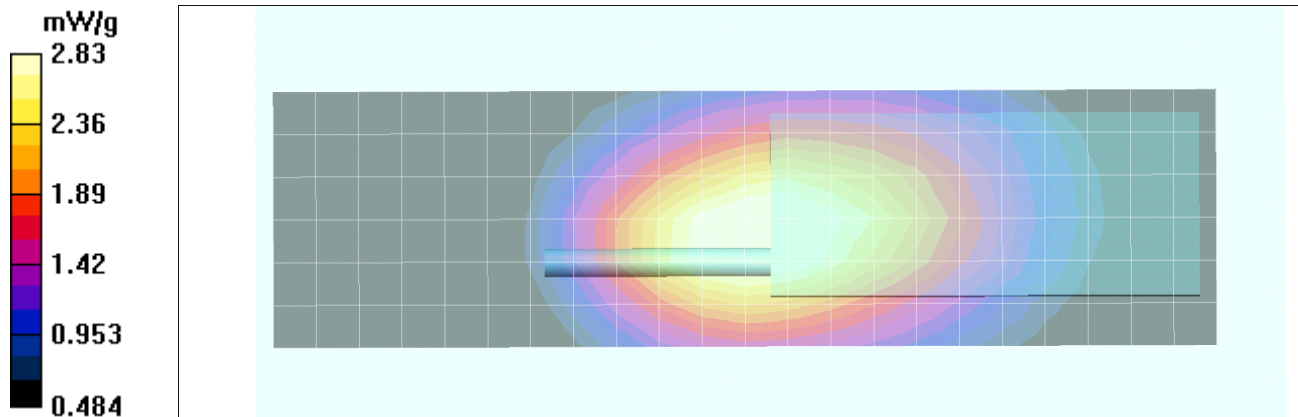
Reference Value = 57.4 V/m; Power Drift = -0.423 dB


Peak SAR (extrapolated) = 3.83 W/kg



SAR(1 g) = 2.7 mW/g; SAR(10 g) = 1.99 mW/g

Info: Interpolated medium parameters used for SAR evaluation.

Maximum value of SAR (measured) = 2.83 mW/g



| | | | | | | |
|-------------------------|--|------------------|--------------|------------|------------|---|
| Applicant: | HARRIS Corporation | FCC ID: | OWDTR-0141-E | IC: | 3636B-0141 |  |
| DUT Type: | Portable UHF Band PTT Radio Transceiver with Bluetooth | DUT Name: | XG-25P UHF-L | | | |
| 2013 Celltech Labs Inc. | This document is not to be reproduced in whole or in part without the prior written permission of Celltech Labs Inc. | | | | | Page 102 of 184 |

| | | | | |
|--|---|---|--|--|
|  | <u>Date(s) of Evaluation</u> May 30-Jun7, 2013 | <u>Test Report Serial No.</u> 45461369 R1.0 | <u>Test Report Revision No.</u> Rev. 1.1 |  Test Lab Certificate No. 2470.01 |
| | <u>Test Report Issue Date</u> 20 October 2016 | <u>Description of Test(s)</u> Specific Absorption Rate | <u>RF Exposure Category</u> Occupational (Controlled) | |

Plot B49

Date Tested: 06/07/2013

DUT: Harris XG-25P; Type: UHF-L PTT Radio Transceiver; Serial: 25

Program Notes: Ambient Temp: 22C; Fluid Temp: 21.9C; Barometric Pressure: 101.3 kPa; Humidity: 31%

Communication System: UHF-L

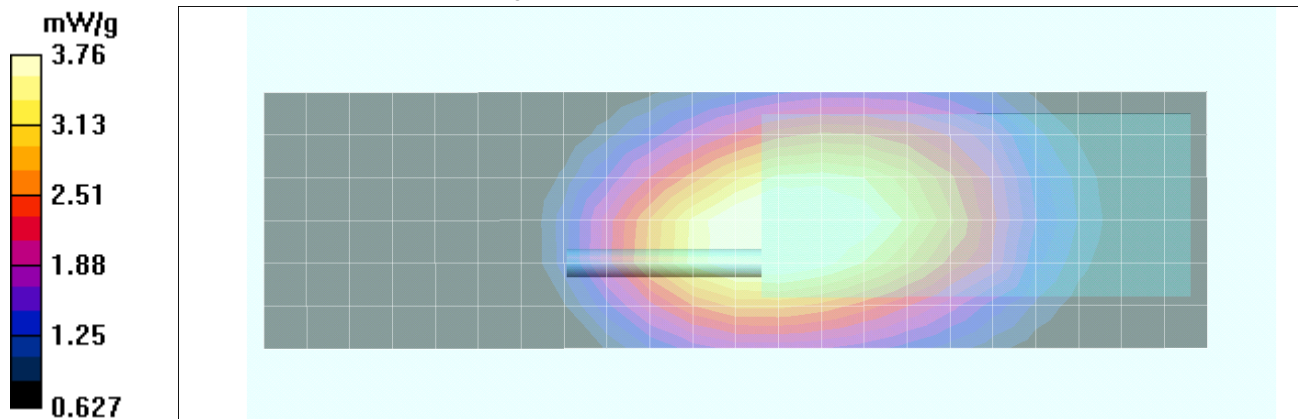
Frequency: 470 MHz; Duty Cycle: 1:1


Medium: M450 Medium parameters used: $f = 470 \text{ MHz}$; $\sigma = 0.94 \text{ mho/m}$; $\epsilon_r = 56.9$; $\rho = 1000 \text{ kg/m}^3$



- Probe: ET3DV6 - SN1590; ConvF(7.98, 7.98, 7.98); Calibrated: 24/04/2013
- Sensor-Surface: 4mm (Mechanical Surface Detection (Locations From Previous Scan Used))Sensor-Surface: 4mm (Mechanical Surface Detection)
- Electronics: DAE4 Sn353; Calibrated: 19/04/2012
- Phantom: Barski Industries; Type: Fiberglass Planar; Serial: 03-01
- Measurement SW: DAS4, V4.7 Build 80; Postprocessing SW: SEMCAD, V1.8 Build 186

470 - Li-Poly - 1219/12 - Belt-loop Swivel/Area Scan (7x23x1): Measurement grid: $dx=15\text{mm}$, $dy=15\text{mm}$
Maximum value of SAR (measured) = 4.13 mW/g

470 - Li-Poly - 1219/12 - Belt-loop Swivel/Zoom Scan (7x7x7)/Cube 0: Measurement grid: $dx=5\text{mm}$, $dy=5\text{mm}$, $dz=5\text{mm}$
Reference Value = 63.6 V/m; Power Drift = -0.272 dB
Peak SAR (extrapolated) = 5.09 W/kg
SAR(1 g) = 3.59 mW/g; SAR(10 g) = 2.65 mW/g
Maximum value of SAR (measured) = 3.76 mW/g



| | | | | | | |
|-------------------------|--|--|--------------|------------|------------|---|
| Applicant: | HARRIS Corporation | FCC ID: | OWDTR-0141-E | IC: | 3636B-0141 |  |
| DUT Type: | Portable UHF Band PTT Radio Transceiver with Bluetooth | DUT Name: | XG-25P UHF-L | | | |
| 2013 Celltech Labs Inc. | | This document is not to be reproduced in whole or in part without the prior written permission of Celltech Labs Inc. | | | | Page 103 of 184 |

| | | | | |
|--|---|---|--|--|
|  | <u>Date(s) of Evaluation</u> May 30-Jun7, 2013 | <u>Test Report Serial No.</u> 45461369 R1.0 | <u>Test Report Revision No.</u> Rev. 1.1 |  Test Lab Certificate No. 2470.01 |
| | <u>Test Report Issue Date</u> 20 October 2016 | <u>Description of Test(s)</u> Specific Absorption Rate | <u>RF Exposure Category</u> Occupational (Controlled) | |

Plot B50

Date Tested: 06/07/2013

DUT: Harris XG-25P; Type: UHF-L PTT Radio Transceiver; Serial: 25

Program Notes: Ambient Temp: 22C; Fluid Temp: 21.9C; Barometric Pressure: 101.3 kPa; Humidity: 31%

Communication System: UHF-L

Frequency: 408 MHz; Duty Cycle: 1:1

Medium: M450 Medium parameters used (interpolated): $f = 408 \text{ MHz}$; $\sigma = 0.9 \text{ mho/m}$; $\epsilon_r = 57.6$; $\rho = 1000 \text{ kg/m}^3$

- Probe: ET3DV6 - SN1590; ConvF(7.98, 7.98, 7.98); Calibrated: 24/04/2013
- Sensor-Surface: 4mm (Mechanical Surface Detection (Locations From Previous Scan Used))Sensor-Surface: 4mm (Mechanical Surface Detection)
- Electronics: DAE4 Sn353; Calibrated: 19/04/2012
- Phantom: Barski Industries; Type: Fiberglass Planar; Serial: 03-01
- Measurement SW: DAS4, V4.7 Build 80; Postprocessing SW: SEMCAD, V1.8 Build 186

408 - Li-Poly - 1223/10 - Belt-loop Swivel/Area Scan (7x23x1): Measurement grid: dx=15mm, dy=15mm

Info: Interpolated medium parameters used for SAR evaluation.

Maximum value of SAR (measured) = 3.12 mW/g

408 - Li-Poly - 1223/10 - Belt-loop Swivel/Zoom Scan (7x7x7)/Cube 0: Measurement grid: dx=5mm, dy=5mm, dz=5mm

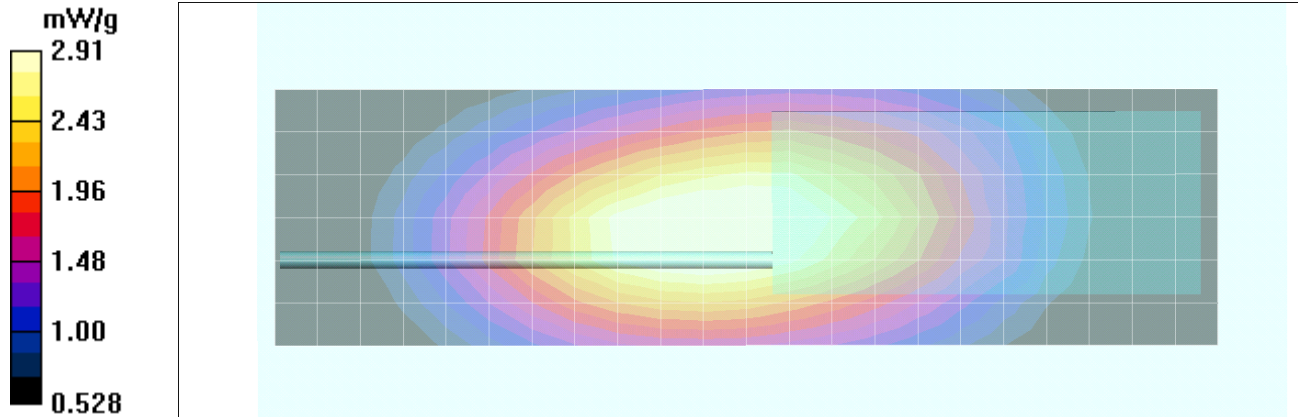
Reference Value = 56.4 V/m; Power Drift = -0.187 dB


Peak SAR (extrapolated) = 3.92 W/kg



SAR(1 g) = 2.78 mW/g; SAR(10 g) = 2.07 mW/g

Info: Interpolated medium parameters used for SAR evaluation.

Maximum value of SAR (measured) = 2.91 mW/g



| | | | | | | |
|-------------------------|--|--|--------------|------------|------------|---|
| Applicant: | HARRIS Corporation | FCC ID: | OWDTR-0141-E | IC: | 3636B-0141 |  |
| DUT Type: | Portable UHF Band PTT Radio Transceiver with Bluetooth | DUT Name: | XG-25P UHF-L | | | |
| 2013 Celltech Labs Inc. | | This document is not to be reproduced in whole or in part without the prior written permission of Celltech Labs Inc. | | | | Page 104 of 184 |

| | | | | |
|--|---|---|--|--|
|  | <u>Date(s) of Evaluation</u> May 30-Jun7, 2013 | <u>Test Report Serial No.</u> 45461369 R1.0 | <u>Test Report Revision No.</u> Rev. 1.1 |  Test Lab Certificate No. 2470.01 |
| | <u>Test Report Issue Date</u> 20 October 2016 | <u>Description of Test(s)</u> Specific Absorption Rate | <u>RF Exposure Category</u> Occupational (Controlled) | |

Plot B51

Date Tested: 06/07/2013

DUT: Harris XG-25P; Type: UHF-L PTT Radio Transceiver; Serial: 25

Program Notes: Ambient Temp: 22C; Fluid Temp: 21.9C; Barometric Pressure: 101.3 kPa; Humidity: 31%

Communication System: UHF-L

Frequency: 470 MHz; Duty Cycle: 1:1

Medium: M450 Medium parameters used: $f = 470$ MHz; $\sigma = 0.94$ mho/m; $\epsilon_r = 56.9$; $\rho = 1000$ kg/m³

- Probe: ET3DV6 - SN1590; ConvF(7.98, 7.98, 7.98); Calibrated: 24/04/2013
- Sensor-Surface: 4mm (Mechanical Surface Detection (Locations From Previous Scan Used))Sensor-Surface: 4mm (Mechanical Surface Detection)
- Electronics: DAE4 Sn353; Calibrated: 19/04/2012
- Phantom: Barski Industries; Type: Fiberglass Planar; Serial: 03-01
- Measurement SW: DASY4, V4.7 Build 80; Postprocessing SW: SEMCAD, V1.8 Build 186

470 - Li-Poly - 1223/12 - Belt-loop Swivel/Area Scan (7x23x1): Measurement grid: dx=15mm, dy=15mm

Maximum value of SAR (measured) = 3.82 mW/g

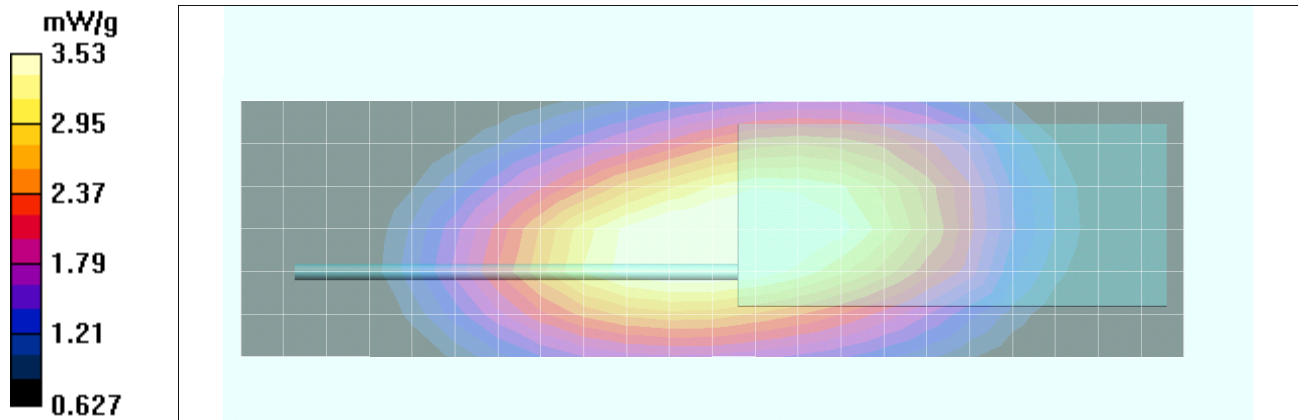
470 - Li-Poly - 1223/12 - Belt-loop Swivel/Zoom Scan (7x7x7)/Cube 0: Measurement grid: dx=5mm, dy=5mm, dz=5mm


Reference Value = 62.2 V/m; Power Drift = -0.207 dB



Peak SAR (extrapolated) = 4.78 W/kg

SAR(1 g) = 3.38 mW/g; SAR(10 g) = 2.49 mW/g

Maximum value of SAR (measured) = 3.53 mW/g



| | | | | | | |
|-------------------------|--|--|--------------|------------|------------|---|
| Applicant: | HARRIS Corporation | FCC ID: | OWDTR-0141-E | IC: | 3636B-0141 |  |
| DUT Type: | Portable UHF Band PTT Radio Transceiver with Bluetooth | DUT Name: | XG-25P UHF-L | | | |
| 2013 Celltech Labs Inc. | | This document is not to be reproduced in whole or in part without the prior written permission of Celltech Labs Inc. | | | | Page 105 of 184 |

| | | | | |
|--|---|---|--|--|
|  | <u>Date(s) of Evaluation</u> May 30-Jun7, 2013 | <u>Test Report Serial No.</u> 45461369 R1.0 | <u>Test Report Revision No.</u> Rev. 1.1 |  Test Lab Certificate No. 2470.01 |
| | <u>Test Report Issue Date</u> 20 October 2016 | <u>Description of Test(s)</u> Specific Absorption Rate | <u>RF Exposure Category</u> Occupational (Controlled) | |

Plot B52

Date Tested: 06/07/2013

DUT: Harris XG-25P; Type: UHF-L PTT Radio Transceiver; Serial: 25

Program Notes: Ambient Temp: 22C; Fluid Temp: 21.9C; Barometric Pressure: 101.3 kPa; Humidity: 31%

Communication System: UHF-L

Frequency: 470 MHz; Duty Cycle: 1:1

Medium: M450 Medium parameters used: $f = 470 \text{ MHz}$; $\sigma = 0.94 \text{ mho/m}$; $\epsilon_r = 56.9$; $\rho = 1000 \text{ kg/m}^3$

- Probe: ET3DV6 - SN1590; ConvF(7.98, 7.98, 7.98); Calibrated: 24/04/2013
- Sensor-Surface: 4mm (Mechanical Surface Detection (Locations From Previous Scan Used))Sensor-Surface: 4mm (Mechanical Surface Detection)
- Electronics: DAE4 Sn353; Calibrated: 19/04/2012
- Phantom: Barski Industries; Type: Fiberglass Planar; Serial: 03-01
- Measurement SW: DASY4, V4.7 Build 80; Postprocessing SW: SEMCAD, V1.8 Build 186

470 - NiMH-NIS - 1219/12 - Belt-loop Swivel/Area Scan (7x23x1): Measurement grid: $dx=15\text{mm}$, $dy=15\text{mm}$
Maximum value of SAR (measured) = 4.02 mW/g

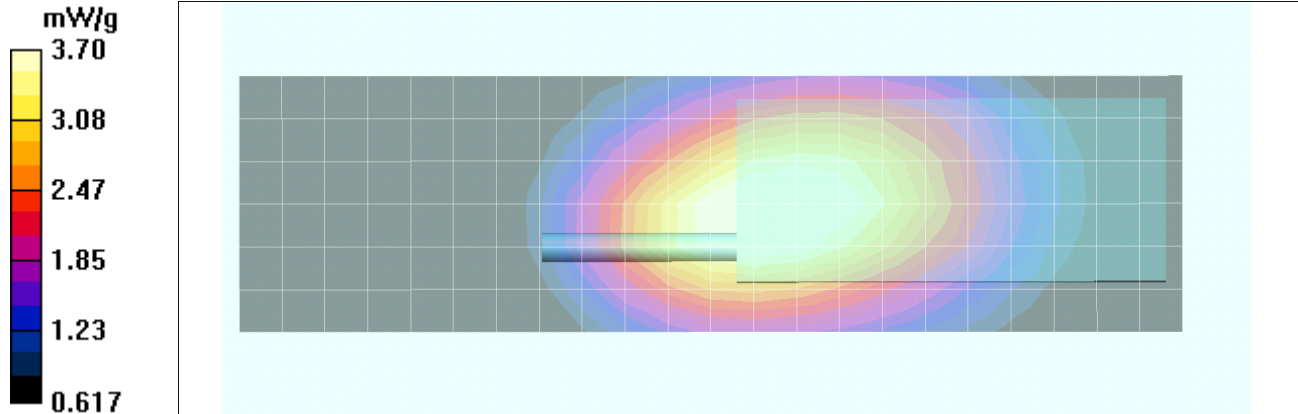
470 - NiMH-NIS - 1219/12 - Belt-loop Swivel/Zoom Scan (7x7x7)/Cube 0: Measurement grid: $dx=5\text{mm}$, $dy=5\text{mm}$, $dz=5\text{mm}$


Reference Value = 63.2 V/m; Power Drift = -0.278 dB



Peak SAR (extrapolated) = 4.97 W/kg

SAR(1 g) = 3.55 mW/g; SAR(10 g) = 2.62 mW/g

Maximum value of SAR (measured) = 3.70 mW/g



| | | | | | | |
|-------------------------|--|--|--------------|-----|------------|---|
| Applicant: | HARRIS Corporation | FCC ID: | OWDTR-0141-E | IC: | 3636B-0141 |  |
| DUT Type: | Portable UHF Band PTT Radio Transceiver with Bluetooth | DUT Name: | XG-25P UHF-L | | | |
| 2013 Celltech Labs Inc. | | This document is not to be reproduced in whole or in part without the prior written permission of Celltech Labs Inc. | | | | Page 106 of 184 |

| | | | | |
|--|---|---|--|--|
|  | <u>Date(s) of Evaluation</u> May 30-Jun7, 2013 | <u>Test Report Serial No.</u> 45461369 R1.0 | <u>Test Report Revision No.</u> Rev. 1.1 |  Test Lab Certificate No. 2470.01 |
| | <u>Test Report Issue Date</u> 20 October 2016 | <u>Description of Test(s)</u> Specific Absorption Rate | <u>RF Exposure Category</u> Occupational (Controlled) | |

Plot B53

Date Tested: 06/07/2013

DUT: Harris XG-25P; Type: UHF-L PTT Radio Transceiver; Serial: 25

Program Notes: Ambient Temp: 22C; Fluid Temp: 21.9C; Barometric Pressure: 101.3 kPa; Humidity: 31%

Communication System: UHF-L

Frequency: 470 MHz; Duty Cycle: 1:1

Medium: M450 Medium parameters used: $f = 470$ MHz; $\sigma = 0.94$ mho/m; $\epsilon_r = 56.9$; $\rho = 1000$ kg/m³

- Probe: ET3DV6 - SN1590; ConvF(7.98, 7.98, 7.98); Calibrated: 24/04/2013
- Sensor-Surface: 4mm (Mechanical Surface Detection (Locations From Previous Scan Used))Sensor-Surface: 4mm (Mechanical Surface Detection)
- Electronics: DAE4 Sn353; Calibrated: 19/04/2012
- Phantom: Barski Industries; Type: Fiberglass Planar; Serial: 03-01
- Measurement SW: DASY4, V4.7 Build 80; Postprocessing SW: SEMCAD, V1.8 Build 186

470 - NiMH-IS - 1219/12 - Belt-loop Swivel/Area Scan (7x23x1): Measurement grid: dx=15mm, dy=15mm

Maximum value of SAR (measured) = 4.08 mW/g

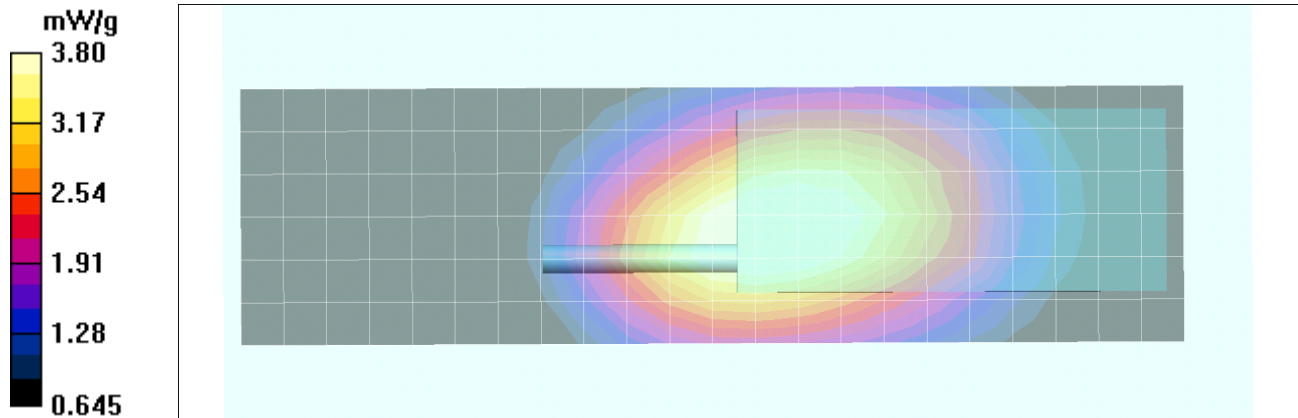
470 - NiMH-IS - 1219/12 - Belt-loop Swivel/Zoom Scan (7x7x7)/Cube 0: Measurement grid: dx=5mm, dy=5mm, dz=5mm


Reference Value = 63.5 V/m; Power Drift = -0.383 dB



Peak SAR (extrapolated) = 5.10 W/kg

SAR(1 g) = 3.64 mW/g; SAR(10 g) = 2.69 mW/g

Maximum value of SAR (measured) = 3.80 mW/g



| | | | | | | |
|-------------------------|--|--|--------------|------------|------------|---|
| Applicant: | HARRIS Corporation | FCC ID: | OWDTR-0141-E | IC: | 3636B-0141 |  |
| DUT Type: | Portable UHF Band PTT Radio Transceiver with Bluetooth | DUT Name: | XG-25P UHF-L | | | |
| 2013 Celltech Labs Inc. | | This document is not to be reproduced in whole or in part without the prior written permission of Celltech Labs Inc. | | | | Page 107 of 184 |

| | | | | |
|--|---|---|--|--|
|  | <u>Date(s) of Evaluation</u> May 30-Jun7, 2013 | <u>Test Report Serial No.</u> 45461369 R1.0 | <u>Test Report Revision No.</u> Rev. 1.1 |  Test Lab Certificate No. 2470.01 |
| | <u>Test Report Issue Date</u> 20 October 2016 | <u>Description of Test(s)</u> Specific Absorption Rate | <u>RF Exposure Category</u> Occupational (Controlled) | |

Plot B54

Date Tested: 06/07/2013

DUT: Harris XG-25P; Type: UHF-L PTT Radio Transceiver; Serial: 25

Program Notes: Ambient Temp: 22C; Fluid Temp: 21.9C; Barometric Pressure: 101.3 kPa; Humidity: 31%

Communication System: UHF-L

Frequency: 470 MHz; Duty Cycle: 1:1

Medium: M450 Medium parameters used: $f = 470$ MHz; $\sigma = 0.94$ mho/m; $\epsilon_r = 56.9$; $\rho = 1000$ kg/m³

- Probe: ET3DV6 - SN1590; ConvF(7.98, 7.98, 7.98); Calibrated: 24/04/2013
- Sensor-Surface: 4mm (Mechanical Surface Detection (Locations From Previous Scan Used))Sensor-Surface: 4mm (Mechanical Surface Detection)
- Electronics: DAE4 Sn353; Calibrated: 19/04/2012
- Phantom: Barski Industries; Type: Fiberglass Planar; Serial: 03-01
- Measurement SW: DASY4, V4.7 Build 80; Postprocessing SW: SEMCAD, V1.8 Build 186

470 - Li-ion - 1219/12 - Belt-loop Swivel/Area Scan (7x23x1): Measurement grid: dx=15mm, dy=15mm

Maximum value of SAR (measured) = 3.73 mW/g

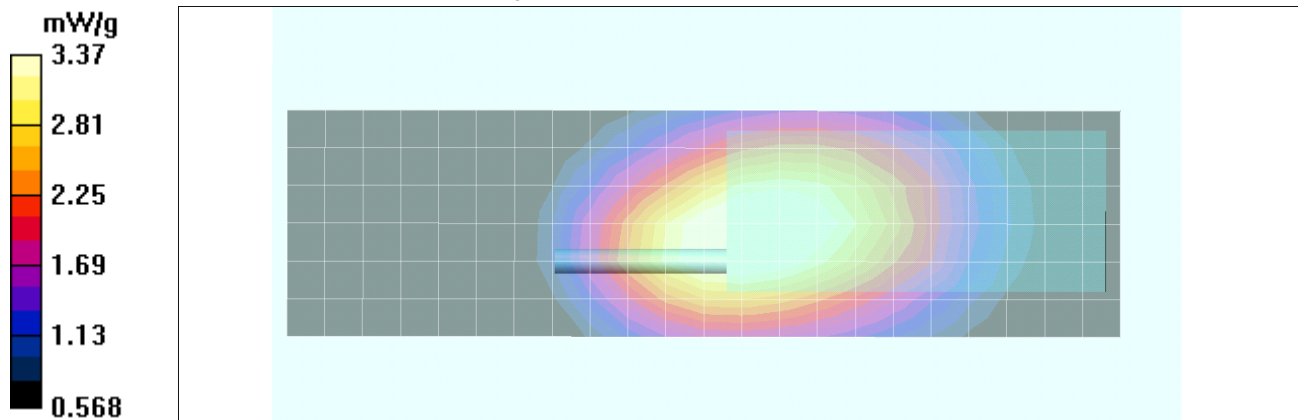
470 - Li-ion - 1219/12 - Belt-loop Swivel/Zoom Scan (7x7x7)/Cube 0: Measurement grid: dx=5mm, dy=5mm, dz=5mm


Reference Value = 61.6 V/m; Power Drift = -0.520 dB



Peak SAR (extrapolated) = 4.53 W/kg

SAR(1 g) = 3.23 mW/g; SAR(10 g) = 2.4 mW/g

Maximum value of SAR (measured) = 3.37 mW/g



| | | | | | | |
|-------------------------|--|------------------|--------------|------------|------------|---|
| Applicant: | HARRIS Corporation | FCC ID: | OWDTR-0141-E | IC: | 3636B-0141 |  |
| DUT Type: | Portable UHF Band PTT Radio Transceiver with Bluetooth | DUT Name: | XG-25P UHF-L | | | |
| 2013 Celltech Labs Inc. | This document is not to be reproduced in whole or in part without the prior written permission of Celltech Labs Inc. | | | | | Page 108 of 184 |

| | | | | |
|--|---|---|--|--|
|  | <u>Date(s) of Evaluation</u> May 30-Jun7, 2013 | <u>Test Report Serial No.</u> 45461369 R1.0 | <u>Test Report Revision No.</u> Rev. 1.1 |  Test Lab Certificate No. 2470.01 |
| | <u>Test Report Issue Date</u> 20 October 2016 | <u>Description of Test(s)</u> Specific Absorption Rate | <u>RF Exposure Category</u> Occupational (Controlled) | |

Plot B55

Date Tested: 06/07/2013

DUT: Harris XG-25P; Type: UHF-L PTT Radio Transceiver; Serial: 50

Program Notes: Ambient Temp: 22C; Fluid Temp: 21.9C; Barometric Pressure: 101.3 kPa; Humidity: 31%

Communication System: UHF-L

Frequency: 408 MHz; Duty Cycle: 1:1

Medium: M450 Medium parameters used (interpolated): $f = 408 \text{ MHz}$; $\sigma = 0.9 \text{ mho/m}$; $\epsilon_r = 57.6$; $\rho = 1000 \text{ kg/m}^3$

- Probe: ET3DV6 - SN1590; ConvF(7.98, 7.98, 7.98); Calibrated: 24/04/2013
- Sensor-Surface: 4mm (Mechanical Surface Detection (Locations From Previous Scan Used))Sensor-Surface: 4mm (Mechanical Surface Detection)
- Electronics: DAE4 Sn353; Calibrated: 19/04/2012
- Phantom: Barski Industries; Type: Fiberglass Planar; Serial: 03-01
- Measurement SW: DASY4, V4.7 Build 80; Postprocessing SW: SEMCAD, V1.8 Build 186

SCAN - 408 - Li-Poly - 1219/10 - Belt-loop Swivel/Area Scan (7x23x1): Measurement grid: $dx=15\text{mm}$, $dy=15\text{mm}$

Info: Interpolated medium parameters used for SAR evaluation.

Maximum value of SAR (measured) = 3.08 mW/g

SCAN - 408 - Li-Poly - 1219/10 - Belt-loop Swivel/Zoom Scan (7x7x7)/Cube 0: Measurement grid: $dx=5\text{mm}$, $dy=5\text{mm}$, $dz=5\text{mm}$

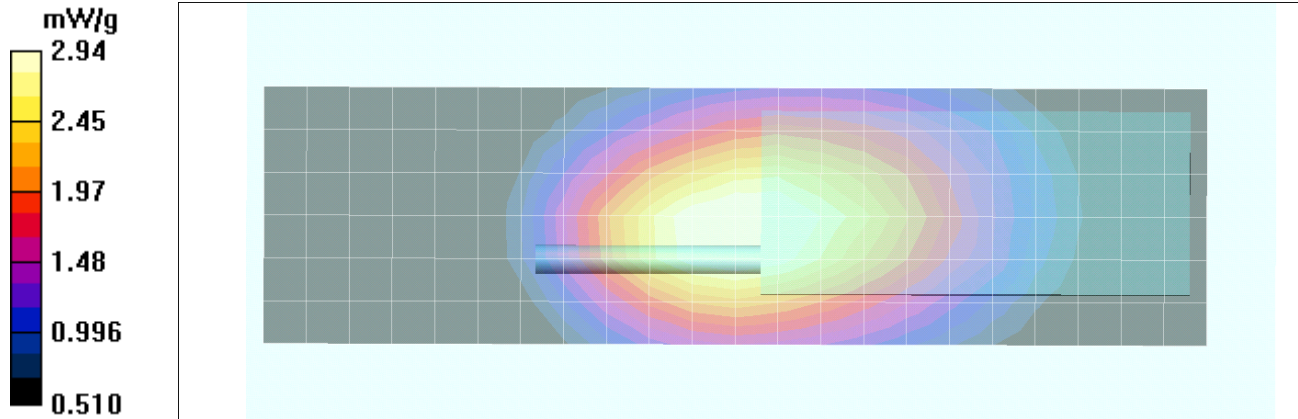
Reference Value = 58.3 V/m; Power Drift = -0.273 dB


Peak SAR (extrapolated) = 3.96 W/kg



SAR(1 g) = 2.82 mW/g; SAR(10 g) = 2.09 mW/g

Info: Interpolated medium parameters used for SAR evaluation.

Maximum value of SAR (measured) = 2.94 mW/g



| | | | | | | |
|-------------------------|--|--|--------------|------------|------------|---|
| Applicant: | HARRIS Corporation | FCC ID: | OWDTR-0141-E | IC: | 3636B-0141 |  |
| DUT Type: | Portable UHF Band PTT Radio Transceiver with Bluetooth | DUT Name: | XG-25P UHF-L | | | |
| 2013 Celltech Labs Inc. | | This document is not to be reproduced in whole or in part without the prior written permission of Celltech Labs Inc. | | | | Page 109 of 184 |

| | | | | |
|--|---|---|--|--|
|  | <u>Date(s) of Evaluation</u> May 30-Jun7, 2013 | <u>Test Report Serial No.</u> 45461369 R1.0 | <u>Test Report Revision No.</u> Rev. 1.1 |  |
| | <u>Test Report Issue Date</u> 20 October 2016 | <u>Description of Test(s)</u> Specific Absorption Rate | <u>RF Exposure Category</u> Occupational (Controlled) | |

Plot B56

Date Tested: 06/07/2013

DUT: Harris XG-25P; Type: UHF-L PTT Radio Transceiver; Serial: 50

Program Notes: Ambient Temp: 22C; Fluid Temp: 21.9C; Barometric Pressure: 101.3 kPa; Humidity: 31%

Communication System: UHF-L

Frequency: 470 MHz; Duty Cycle: 1:1

Medium: M450 Medium parameters used: $f = 470 \text{ MHz}$; $\sigma = 0.94 \text{ mho/m}$; $\epsilon_r = 56.9$; $\rho = 1000 \text{ kg/m}^3$

- Probe: ET3DV6 - SN1590; ConvF(7.98, 7.98, 7.98); Calibrated: 24/04/2013
- Sensor-Surface: 4mm (Mechanical Surface Detection (Locations From Previous Scan Used))Sensor-Surface: 4mm (Mechanical Surface Detection)
- Electronics: DAE4 Sn353; Calibrated: 19/04/2012
- Phantom: Barski Industries; Type: Fiberglass Planar; Serial: 03-01
- Measurement SW: DASY4, V4.7 Build 80; Postprocessing SW: SEMCAD, V1.8 Build 186

SCAN - 470 - NiMH-IS - 1219/12 - Belt-loop Swivel/Area Scan (7x23x1): Measurement grid: $dx=15\text{mm}$, $dy=15\text{mm}$
Maximum value of SAR (measured) = 4.19 mW/g

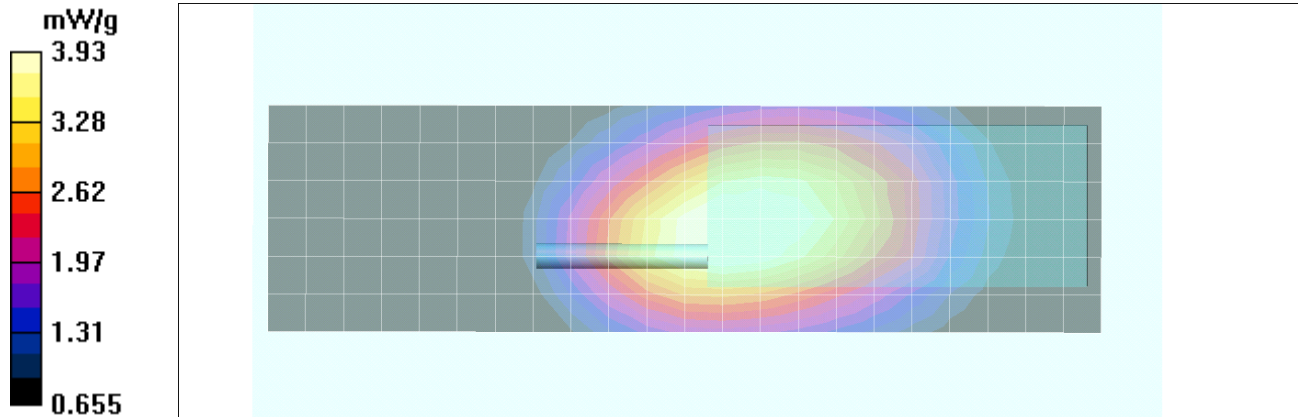
SCAN - 470 - NiMH-IS - 1219/12 - Belt-loop Swivel/Zoom Scan (7x7x7)/Cube 0: Measurement grid: $dx=5\text{mm}$, $dy=5\text{mm}$, $dz=5\text{mm}$


Reference Value = 63.0 V/m; Power Drift = -0.069 dB



Peak SAR (extrapolated) = 5.31 W/kg

SAR(1 g) = 3.74 mW/g; SAR(10 g) = 2.77 mW/g

Maximum value of SAR (measured) = 3.93 mW/g



| | | | | | | |
|-------------------------|--|--|--------------|------------|------------|---|
| Applicant: | HARRIS Corporation | FCC ID: | OWDTR-0141-E | IC: | 3636B-0141 |  |
| DUT Type: | Portable UHF Band PTT Radio Transceiver with Bluetooth | DUT Name: | XG-25P UHF-L | | | |
| 2013 Celltech Labs Inc. | | This document is not to be reproduced in whole or in part without the prior written permission of Celltech Labs Inc. | | | | Page 110 of 184 |

| | | | | |
|--|---|---|--|--|
|  | <u>Date(s) of Evaluation</u> May 30-Jun7, 2013 | <u>Test Report Serial No.</u> 45461369 R1.0 | <u>Test Report Revision No.</u> Rev. 1.1 |  |
| | <u>Test Report Issue Date</u> 20 October 2016 | <u>Description of Test(s)</u> Specific Absorption Rate | <u>RF Exposure Category</u> Occupational (Controlled) | |

Plot B57

Date Tested: 06/07/2013

DUT: Harris XG-25P; Type: UHF-L PTT Radio Transceiver; Serial: 50

Program Notes: Ambient Temp: 22C; Fluid Temp: 21.9C; Barometric Pressure: 101.3 kPa; Humidity: 31%

Communication System: UHF-L
 Frequency: 408 MHz; Duty Cycle: 1:1
 Medium: M450 Medium parameters used (interpolated): $f = 408 \text{ MHz}$; $\sigma = 0.9 \text{ mho/m}$; $\epsilon_r = 57.6$; $\rho = 1000 \text{ kg/m}^3$

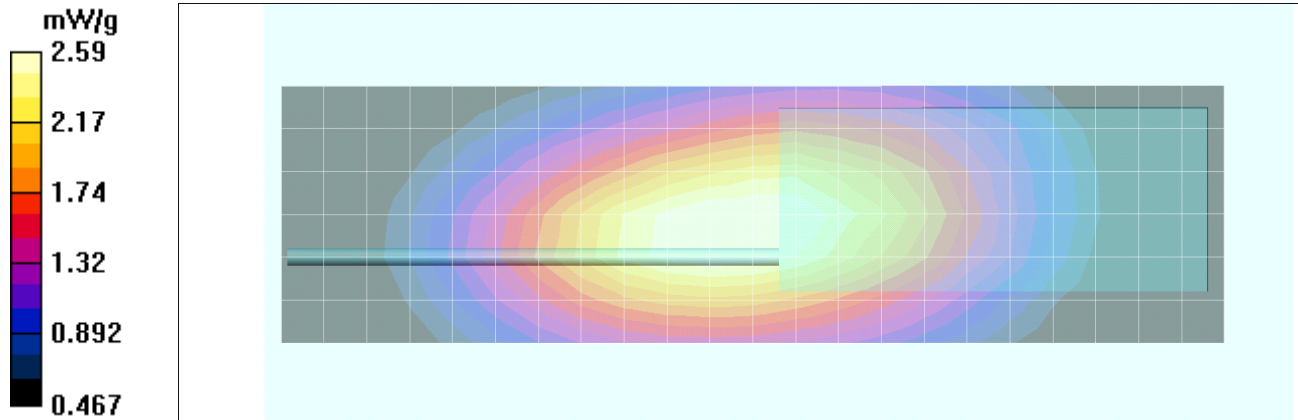
- Probe: ET3DV6 - SN1590; ConvF(7.98, 7.98, 7.98); Calibrated: 24/04/2013
- Sensor-Surface: 4mm (Mechanical Surface Detection (Locations From Previous Scan Used))Sensor-Surface: 4mm (Mechanical Surface Detection)
- Electronics: DAE4 Sn353; Calibrated: 19/04/2012
- Phantom: Barski Industries; Type: Fiberglass Planar; Serial: 03-01
- Measurement SW: DAS4, V4.7 Build 80; Postprocessing SW: SEMCAD, V1.8 Build 186


SCAN - 408 - Li-Poly - 1223/10 - Belt-loop Swivel/Area Scan (7x23x1): Measurement grid: dx=15mm, dy=15mm



Info: Interpolated medium parameters used for SAR evaluation.
 Maximum value of SAR (measured) = 2.63 mW/g

SCAN - 408 - Li-Poly - 1223/10 - Belt-loop Swivel/Zoom Scan (7x7x7)/Cube 0: Measurement grid: dx=5mm, dy=5mm, dz=5mm
 Reference Value = 52.4 V/m; Power Drift = 0.084 dB
 Peak SAR (extrapolated) = 3.48 W/kg
SAR(1 g) = 2.48 mW/g; SAR(10 g) = 1.84 mW/g

Info: Interpolated medium parameters used for SAR evaluation.
 Maximum value of SAR (measured) = 2.59 mW/g



| | | | | | | |
|-------------------------|--|--|--------------|------------|------------|---|
| Applicant: | HARRIS Corporation | FCC ID: | OWDTR-0141-E | IC: | 3636B-0141 |  |
| DUT Type: | Portable UHF Band PTT Radio Transceiver with Bluetooth | DUT Name: | XG-25P UHF-L | | | |
| 2013 Celltech Labs Inc. | | This document is not to be reproduced in whole or in part without the prior written permission of Celltech Labs Inc. | | | | Page 111 of 184 |

| | | | | |
|--|---|---|--|--|
|  | <u>Date(s) of Evaluation</u> May 30-Jun7, 2013 | <u>Test Report Serial No.</u> 45461369 R1.0 | <u>Test Report Revision No.</u> Rev. 1.1 |  Test Lab Certificate No. 2470.01 |
| | <u>Test Report Issue Date</u> 20 October 2016 | <u>Description of Test(s)</u> Specific Absorption Rate | <u>RF Exposure Category</u> Occupational (Controlled) | |

Plot B58

Date Tested: 06/07/2013

DUT: Harris XG-25P; Type: UHF-L PTT Radio Transceiver; Serial: 50

Program Notes: Ambient Temp: 22C; Fluid Temp: 21.9C; Barometric Pressure: 101.3 kPa; Humidity: 31%

Communication System: UHF-L

Frequency: 470 MHz; Duty Cycle: 1:1

Medium: M450 Medium parameters used: $f = 470 \text{ MHz}$; $\sigma = 0.94 \text{ mho/m}$; $\epsilon_r = 56.9$; $\rho = 1000 \text{ kg/m}^3$

- Probe: ET3DV6 - SN1590; ConvF(7.98, 7.98, 7.98); Calibrated: 24/04/2013
- Sensor-Surface: 4mm (Mechanical Surface Detection (Locations From Previous Scan Used))Sensor-Surface: 4mm (Mechanical Surface Detection)
- Electronics: DAE4 Sn353; Calibrated: 19/04/2012
- Phantom: Barski Industries; Type: Fiberglass Planar; Serial: 03-01
- Measurement SW: DASY4, V4.7 Build 80; Postprocessing SW: SEMCAD, V1.8 Build 186

SCAN - 470 - Li-Poly - 1223/12 - Belt-loop Swivel/Area Scan (7x23x1): Measurement grid: $dx=15\text{mm}$, $dy=15\text{mm}$
Maximum value of SAR (measured) = 4.03 mW/g

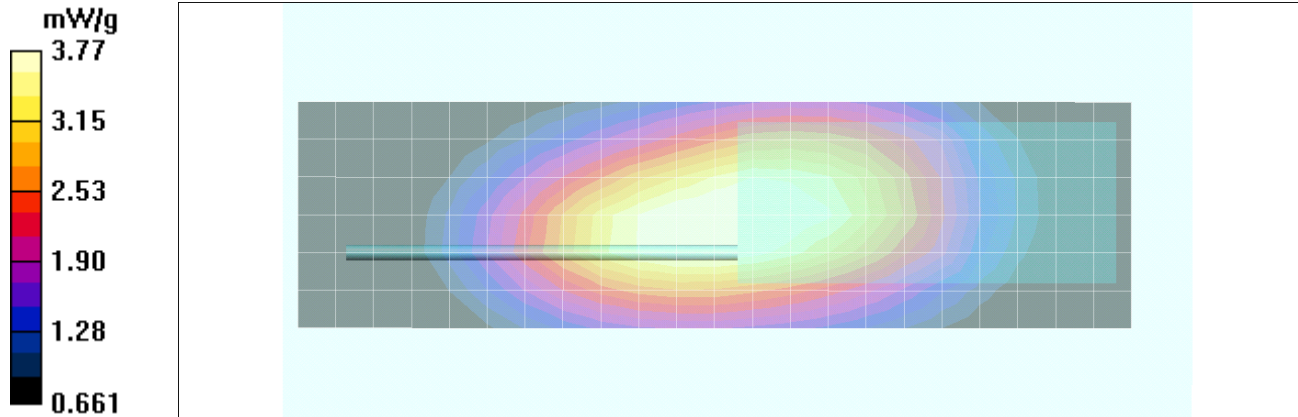
SCAN - 470 - Li-Poly - 1223/12 - Belt-loop Swivel/Zoom Scan (7x7x7)/Cube 0: Measurement grid: $dx=5\text{mm}$, $dy=5\text{mm}$, $dz=5\text{mm}$


Reference Value = 63.4 V/m; Power Drift = -0.058 dB



Peak SAR (extrapolated) = 5.09 W/kg

SAR(1 g) = 3.6 mW/g; SAR(10 g) = 2.66 mW/g

Maximum value of SAR (measured) = 3.77 mW/g



| | | | | | | |
|-------------------------|--|------------------|--------------|------------|------------|---|
| Applicant: | HARRIS Corporation | FCC ID: | OWDTR-0141-E | IC: | 3636B-0141 |  |
| DUT Type: | Portable UHF Band PTT Radio Transceiver with Bluetooth | DUT Name: | XG-25P UHF-L | | | |
| 2013 Celltech Labs Inc. | This document is not to be reproduced in whole or in part without the prior written permission of Celltech Labs Inc. | | | | | Page 112 of 184 |

| | | | | |
|--|---|---|--|--|
|  | <u>Date(s) of Evaluation</u> May 30-Jun7, 2013 | <u>Test Report Serial No.</u> 45461369 R1.0 | <u>Test Report Revision No.</u> Rev. 1.1 |  Test Lab Certificate No. 2470.01 |
| | <u>Test Report Issue Date</u> 20 October 2016 | <u>Description of Test(s)</u> Specific Absorption Rate | <u>RF Exposure Category</u> Occupational (Controlled) | |

Plot A1

Date Tested: 06/07/2013

DUT: Harris XG-25P; Type: UHF-L PTT Radio Transceiver; Serial: 25

Program Notes: Ambient Temp: 22C; Fluid Temp: 21.9C; Barometric Pressure: 101.3 kPa; Humidity: 31%

Communication System: UHF-L

Frequency: 443 MHz; Duty Cycle: 1:1

Medium: M450 Medium parameters used (interpolated): $f = 443 \text{ MHz}$; $\sigma = 0.909 \text{ mho/m}$; $\epsilon_r = 56.2$; $\rho = 1000 \text{ kg/m}^3$

- Probe: ET3DV6 - SN1590; ConvF(7.98, 7.98, 7.98); Calibrated: 24/04/2013
- Sensor-Surface: 4mm (Mechanical Surface Detection (Locations From Previous Scan Used))Sensor-Surface: 4mm (Mechanical Surface Detection)
- Electronics: DAE4 Sn353; Calibrated: 19/04/2012
- Phantom: Barski Industries; Type: Fiberglass Planar; Serial: 03-01
- Measurement SW: DASY4, V4.7 Build 80; Postprocessing SW: SEMCAD, V1.8 Build 186

443 - NiMH-NIS - 1223/12 - Belt-clip - Earphone Kit/Area Scan (7x23x1): Measurement grid: dx=15mm, dy=15mm

Info: Interpolated medium parameters used for SAR evaluation.
Maximum value of SAR (measured) = 9.42 mW/g

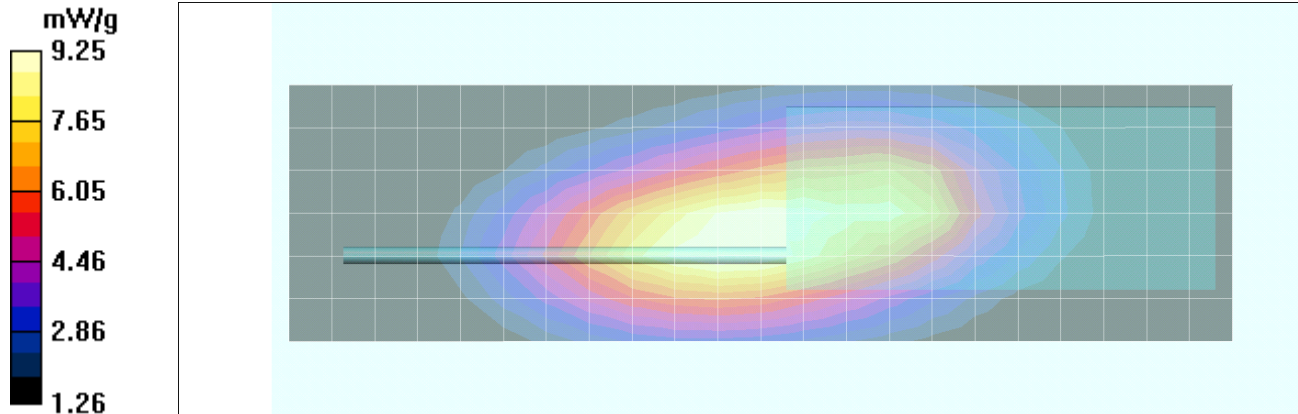
443 - NiMH-NIS - 1223/12 - Belt-clip - Earphone Kit/Zoom Scan (7x7x7)/Cube 0: Measurement grid: dx=5mm, dy=5mm, dz=5mm


Reference Value = 95.6 V/m; Power Drift = -0.156 dB



Peak SAR (extrapolated) = 13.2 W/kg

SAR(1 g) = 8.8 mW/g; SAR(10 g) = 6.24 mW/g

Info: Interpolated medium parameters used for SAR evaluation.
Maximum value of SAR (measured) = 9.25 mW/g



| | | | | | | |
|-------------------------|--|--|--------------|------------|------------|---|
| Applicant: | HARRIS Corporation | FCC ID: | OWDTR-0141-E | IC: | 3636B-0141 |  |
| DUT Type: | Portable UHF Band PTT Radio Transceiver with Bluetooth | DUT Name: | XG-25P UHF-L | | | |
| 2013 Celltech Labs Inc. | | This document is not to be reproduced in whole or in part without the prior written permission of Celltech Labs Inc. | | | | Page 113 of 184 |

| | | | | |
|--|---|---|--|--|
|  | <u>Date(s) of Evaluation</u> May 30-Jun7, 2013 | <u>Test Report Serial No.</u> 45461369 R1.0 | <u>Test Report Revision No.</u> Rev. 1.1 |  Test Lab Certificate No. 2470.01 |
| | <u>Test Report Issue Date</u> 20 October 2016 | <u>Description of Test(s)</u> Specific Absorption Rate | <u>RF Exposure Category</u> Occupational (Controlled) | |

Plot A2

Date Tested: 06/07/2013

DUT: Harris XG-25P; Type: UHF-L PTT Radio Transceiver; Serial: 25

Program Notes: Ambient Temp: 22C; Fluid Temp: 21.9C; Barometric Pressure: 101.3 kPa; Humidity: 31%

Communication System: UHF-L

Frequency: 443 MHz; Duty Cycle: 1:1

Medium: M450 Medium parameters used (interpolated): $f = 443 \text{ MHz}$; $\sigma = 0.909 \text{ mho/m}$; $\epsilon_r = 56.2$; $\rho = 1000 \text{ kg/m}^3$

- Probe: ET3DV6 - SN1590; ConvF(7.98, 7.98, 7.98); Calibrated: 24/04/2013
- Sensor-Surface: 4mm (Mechanical Surface Detection (Locations From Previous Scan Used))Sensor-Surface: 4mm (Mechanical Surface Detection)
- Electronics: DAE4 Sn353; Calibrated: 19/04/2012
- Phantom: Barski Industries; Type: Fiberglass Planar; Serial: 03-01
- Measurement SW: DASY4, V4.7 Build 80; Postprocessing SW: SEMCAD, V1.8 Build 186

443 - NiMH-NIS - 1223/12 - Belt-clip - 2-Wire Kit/Area Scan (7x23x1): Measurement grid: $dx=15\text{mm}$, $dy=15\text{mm}$

Info: Interpolated medium parameters used for SAR evaluation.

Maximum value of SAR (measured) = 9.39 mW/g

443 - NiMH-NIS - 1223/12 - Belt-clip - 2-Wire Kit/Zoom Scan (7x7x7)/Cube 0: Measurement grid: $dx=5\text{mm}$, $dy=5\text{mm}$, $dz=5\text{mm}$

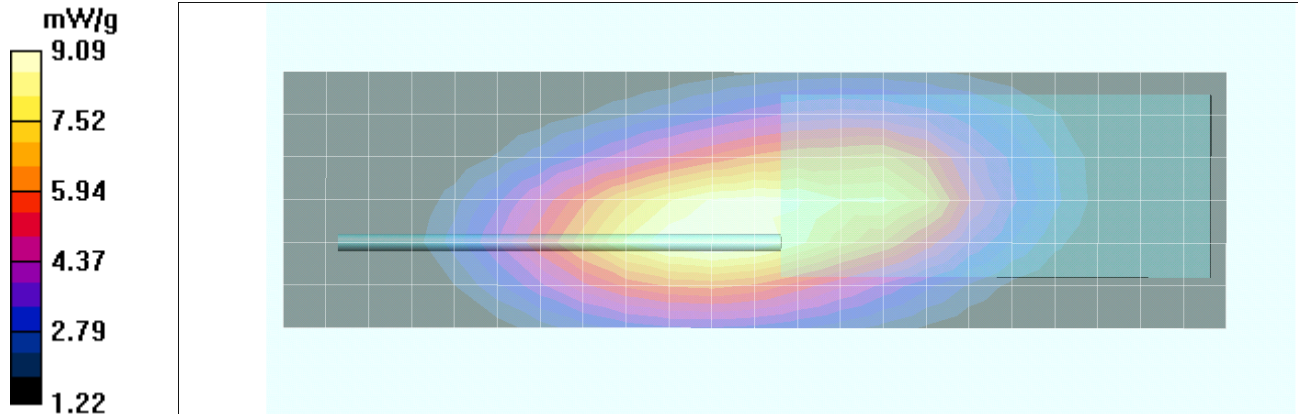
Reference Value = 93.5 V/m; Power Drift = -0.228 dB


Peak SAR (extrapolated) = 12.7 W/kg



SAR(1 g) = 8.62 mW/g; SAR(10 g) = 6.1 mW/g

Info: Interpolated medium parameters used for SAR evaluation.

Maximum value of SAR (measured) = 9.09 mW/g



| | | | | | | |
|-------------------------|--|--|--------------|------------|------------|---|
| Applicant: | HARRIS Corporation | FCC ID: | OWDTR-0141-E | IC: | 3636B-0141 |  |
| DUT Type: | Portable UHF Band PTT Radio Transceiver with Bluetooth | DUT Name: | XG-25P UHF-L | | | |
| 2013 Celltech Labs Inc. | | This document is not to be reproduced in whole or in part without the prior written permission of Celltech Labs Inc. | | | | Page 114 of 184 |

| | | | | |
|--|---|---|--|--|
|  | <u>Date(s) of Evaluation</u> May 30-Jun7, 2013 | <u>Test Report Serial No.</u> 45461369 R1.0 | <u>Test Report Revision No.</u> Rev. 1.1 |  Test Lab Certificate No. 2470.01 |
| | <u>Test Report Issue Date</u> 20 October 2016 | <u>Description of Test(s)</u> Specific Absorption Rate | <u>RF Exposure Category</u> Occupational (Controlled) | |

Plot A3

Date Tested: 06/07/2013

DUT: Harris XG-25P; Type: UHF-L PTT Radio Transceiver; Serial: 25

Program Notes: Ambient Temp: 22C; Fluid Temp: 21.9C; Barometric Pressure: 101.3 kPa; Humidity: 31%

Communication System: UHF-L

Frequency: 443 MHz; Duty Cycle: 1:1

Medium: M450 Medium parameters used (interpolated): $f = 443 \text{ MHz}$; $\sigma = 0.909 \text{ mho/m}$; $\epsilon_r = 56.2$; $\rho = 1000 \text{ kg/m}^3$

- Probe: ET3DV6 - SN1590; ConvF(7.98, 7.98, 7.98); Calibrated: 24/04/2013
- Sensor-Surface: 4mm (Mechanical Surface Detection (Locations From Previous Scan Used))Sensor-Surface: 4mm (Mechanical Surface Detection)
- Electronics: DAE4 Sn353; Calibrated: 19/04/2012
- Phantom: Barski Industries; Type: Fiberglass Planar; Serial: 03-01
- Measurement SW: DASY4, V4.7 Build 80; Postprocessing SW: SEMCAD, V1.8 Build 186

443 - NiMH-NIS - 1223/12 - Belt-clip - 3-Wire Kit/Area Scan (7x23x1): Measurement grid: dx=15mm, dy=15mm

Info: Interpolated medium parameters used for SAR evaluation.

Maximum value of SAR (measured) = 9.47 mW/g

443 - NiMH-NIS - 1223/12 - Belt-clip - 3-Wire Kit/Zoom Scan (7x7x7)/Cube 0: Measurement grid: dx=5mm, dy=5mm, dz=5mm

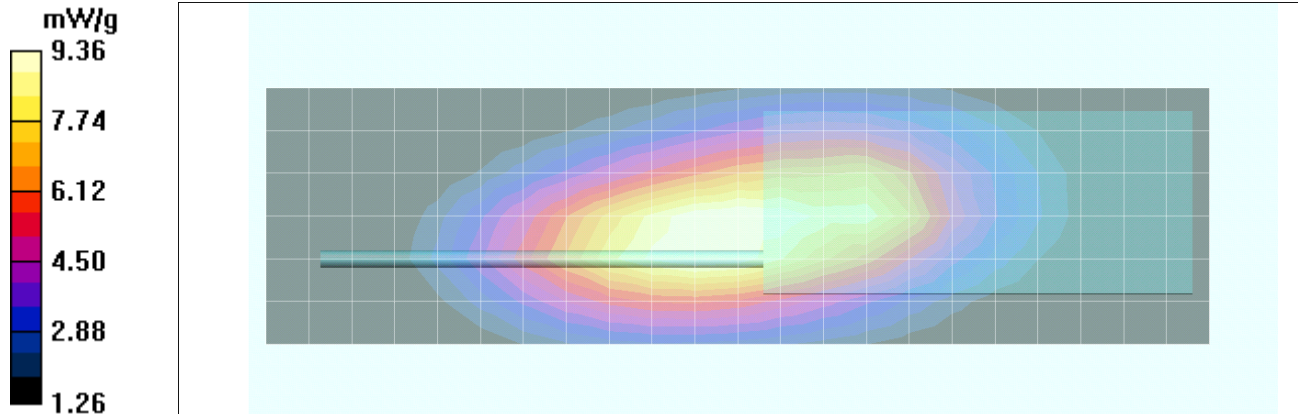
Reference Value = 97.4 V/m; Power Drift = -0.208 dB


Peak SAR (extrapolated) = 13.3 W/kg



SAR(1 g) = 8.94 mW/g; SAR(10 g) = 6.32 mW/g

Info: Interpolated medium parameters used for SAR evaluation.

Maximum value of SAR (measured) = 9.36 mW/g



| | | | | | | |
|-------------------------|--|--|--------------|------------|------------|---|
| Applicant: | HARRIS Corporation | FCC ID: | OWDTR-0141-E | IC: | 3636B-0141 |  |
| DUT Type: | Portable UHF Band PTT Radio Transceiver with Bluetooth | DUT Name: | XG-25P UHF-L | | | |
| 2013 Celltech Labs Inc. | | This document is not to be reproduced in whole or in part without the prior written permission of Celltech Labs Inc. | | | | Page 115 of 184 |

| | | | | |
|--|---|---|--|--|
|  | <u>Date(s) of Evaluation</u> May 30-Jun7, 2013 | <u>Test Report Serial No.</u> 45461369 R1.0 | <u>Test Report Revision No.</u> Rev. 1.1 |  Test Lab Certificate No. 2470.01 |
| | <u>Test Report Issue Date</u> 20 October 2016 | <u>Description of Test(s)</u> Specific Absorption Rate | <u>RF Exposure Category</u> Occupational (Controlled) | |

Plot A4

Date Tested: 06/07/2013

DUT: Harris XG-25P; Type: UHF-L PTT Radio Transceiver; Serial: 25

Program Notes: Ambient Temp: 22C; Fluid Temp: 21.9C; Barometric Pressure: 101.3 kPa; Humidity: 31%

Communication System: UHF-L

Frequency: 443 MHz; Duty Cycle: 1:1

Medium: M450 Medium parameters used (interpolated): $f = 443 \text{ MHz}$; $\sigma = 0.909 \text{ mho/m}$; $\epsilon_r = 56.2$; $\rho = 1000 \text{ kg/m}^3$

- Probe: ET3DV6 - SN1590; ConvF(7.98, 7.98, 7.98); Calibrated: 24/04/2013
- Sensor-Surface: 4mm (Mechanical Surface Detection (Locations From Previous Scan Used))Sensor-Surface: 4mm (Mechanical Surface Detection)
- Electronics: DAE4 Sn353; Calibrated: 19/04/2012
- Phantom: Barski Industries; Type: Fiberglass Planar; Serial: 03-01
- Measurement SW: DASY4, V4.7 Build 80; Postprocessing SW: SEMCAD, V1.8 Build 186

443 - NiMH-NIS - 1223/12 - Belt-clip - Heavy-Duty BH/Area Scan (7x23x1): Measurement grid: $dx=15\text{mm}$, $dy=15\text{mm}$

Info: Interpolated medium parameters used for SAR evaluation.

Maximum value of SAR (measured) = 8.99 mW/g

443 - NiMH-NIS - 1223/12 - Belt-clip - Heavy-Duty BH/Zoom Scan (7x7x7)/Cube 0: Measurement grid: $dx=5\text{mm}$, $dy=5\text{mm}$, $dz=5\text{mm}$

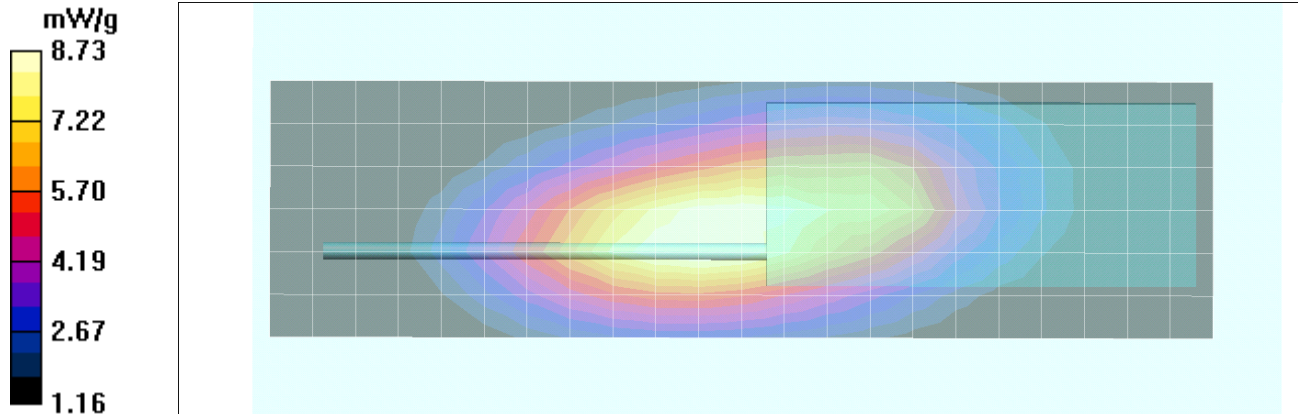
Reference Value = 92.7 V/m; Power Drift = -0.178 dB


Peak SAR (extrapolated) = 12.4 W/kg



SAR(1 g) = 8.32 mW/g; SAR(10 g) = 5.91 mW/g

Info: Interpolated medium parameters used for SAR evaluation.

Maximum value of SAR (measured) = 8.73 mW/g



| | | | | | | |
|-------------------------|--|--|--------------|------------|------------|---|
| Applicant: | HARRIS Corporation | FCC ID: | OWDTR-0141-E | IC: | 3636B-0141 |  |
| DUT Type: | Portable UHF Band PTT Radio Transceiver with Bluetooth | DUT Name: | XG-25P UHF-L | | | |
| 2013 Celltech Labs Inc. | | This document is not to be reproduced in whole or in part without the prior written permission of Celltech Labs Inc. | | | | Page 116 of 184 |

| | | | | |
|--|---|---|--|--|
|  | <u>Date(s) of Evaluation</u> May 30-Jun7, 2013 | <u>Test Report Serial No.</u> 45461369 R1.0 | <u>Test Report Revision No.</u> Rev. 1.1 |  Test Lab Certificate No. 2470.01 |
| | <u>Test Report Issue Date</u> 20 October 2016 | <u>Description of Test(s)</u> Specific Absorption Rate | <u>RF Exposure Category</u> Occupational (Controlled) | |

Plot A5

Date Tested: 06/07/2013

DUT: Harris XG-25P; Type: UHF-L PTT Radio Transceiver; Serial: 25

Program Notes: Ambient Temp: 22C; Fluid Temp: 21.9C; Barometric Pressure: 101.3 kPa; Humidity: 31%

Communication System: UHF-L

Frequency: 443 MHz; Duty Cycle: 1:1

Medium: M450 Medium parameters used (interpolated): $f = 443 \text{ MHz}$; $\sigma = 0.909 \text{ mho/m}$; $\epsilon_r = 56.2$; $\rho = 1000 \text{ kg/m}^3$

- Probe: ET3DV6 - SN1590; ConvF(7.98, 7.98, 7.98); Calibrated: 24/04/2013
- Sensor-Surface: 4mm (Mechanical Surface Detection (Locations From Previous Scan Used))Sensor-Surface: 4mm (Mechanical Surface Detection)
- Electronics: DAE4 Sn353; Calibrated: 19/04/2012
- Phantom: Barski Industries; Type: Fiberglass Planar; Serial: 03-01
- Measurement SW: DASy4, V4.7 Build 80; Postprocessing SW: SEMCAD, V1.8 Build 186

443 - NiMH-NIS - 1223/12 - Belt-clip - Ranger Headset/Area Scan (7x23x1): Measurement grid: dx=15mm, dy=15mm

Info: Interpolated medium parameters used for SAR evaluation.

Maximum value of SAR (measured) = 9.69 mW/g

443 - NiMH-NIS - 1223/12 - Belt-clip - Ranger Headset/Zoom Scan (7x7x7)/Cube 0: Measurement grid: dx=5mm, dy=5mm, dz=5mm

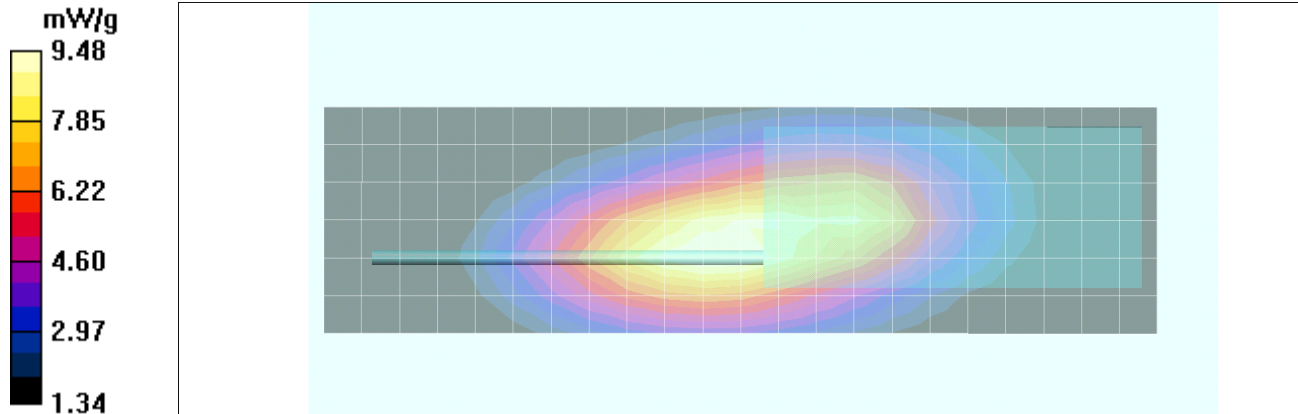
Reference Value = 94.8 V/m; Power Drift = -0.130 dB


Peak SAR (extrapolated) = 13.4 W/kg



SAR(1 g) = 9.01 mW/g; SAR(10 g) = 6.39 mW/g

Info: Interpolated medium parameters used for SAR evaluation.

Maximum value of SAR (measured) = 9.48 mW/g



| | | | | | | |
|-------------------------|--|--|--------------|------------|------------|---|
| Applicant: | HARRIS Corporation | FCC ID: | OWDTR-0141-E | IC: | 3636B-0141 |  |
| DUT Type: | Portable UHF Band PTT Radio Transceiver with Bluetooth | DUT Name: | XG-25P UHF-L | | | |
| 2013 Celltech Labs Inc. | | This document is not to be reproduced in whole or in part without the prior written permission of Celltech Labs Inc. | | | | Page 117 of 184 |

| | | | | |
|--|---|---|--|--|
|  | <u>Date(s) of Evaluation</u> May 30-Jun7, 2013 | <u>Test Report Serial No.</u> 45461369 R1.0 | <u>Test Report Revision No.</u> Rev. 1.1 |  Test Lab Certificate No. 2470.01 |
| | <u>Test Report Issue Date</u> 20 October 2016 | <u>Description of Test(s)</u> Specific Absorption Rate | <u>RF Exposure Category</u> Occupational (Controlled) | |

Plot A6

Date Tested: 06/07/2013

DUT: Harris XG-25P; Type: UHF-L PTT Radio Transceiver; Serial: 25

Program Notes: Ambient Temp: 22C; Fluid Temp: 21.9C; Barometric Pressure: 101.3 kPa; Humidity: 31%

Communication System: UHF-L

Frequency: 443 MHz; Duty Cycle: 1:1

Medium: M450 Medium parameters used (interpolated): $f = 443 \text{ MHz}$; $\sigma = 0.909 \text{ mho/m}$; $\epsilon_r = 56.2$; $\rho = 1000 \text{ kg/m}^3$

- Probe: ET3DV6 - SN1590; ConvF(7.98, 7.98, 7.98); Calibrated: 24/04/2013
- Sensor-Surface: 4mm (Mechanical Surface Detection (Locations From Previous Scan Used))Sensor-Surface: 4mm (Mechanical Surface Detection)
- Electronics: DAE4 Sn353; Calibrated: 19/04/2012
- Phantom: Barski Industries; Type: Fiberglass Planar; Serial: 03-01
- Measurement SW: DASy4, V4.7 Build 80; Postprocessing SW: SEMCAD, V1.8 Build 186

443 - NiMH-NIS - 1223/12 - Belt-clip - Skull mic/Area Scan (7x23x1): Measurement grid: $dx=15\text{mm}$, $dy=15\text{mm}$

Info: Interpolated medium parameters used for SAR evaluation.

Maximum value of SAR (measured) = 9.42 mW/g

443 - NiMH-NIS - 1223/12 - Belt-clip - Skull mic/Zoom Scan (7x7x7)/Cube 0: Measurement grid: $dx=5\text{mm}$, $dy=5\text{mm}$, $dz=5\text{mm}$

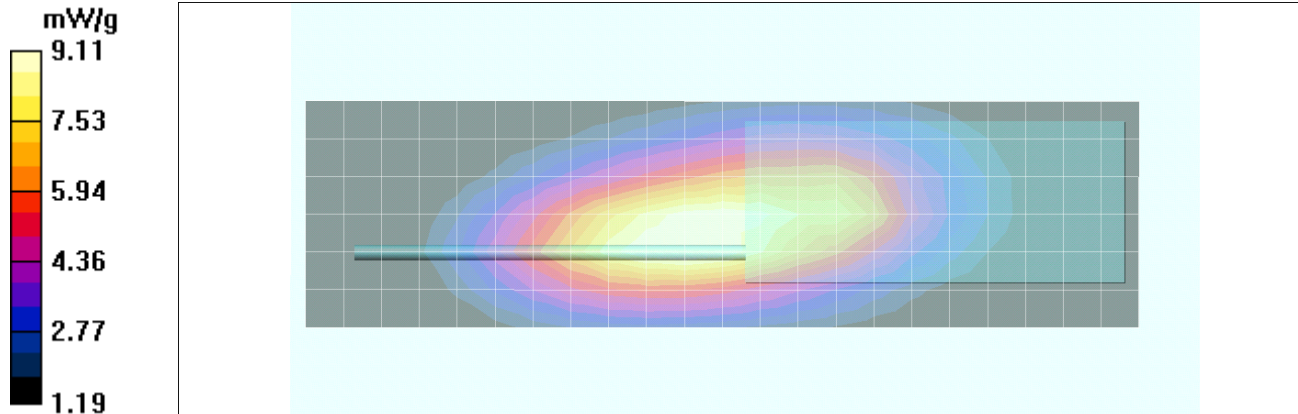
Reference Value = 94.7 V/m; Power Drift = -0.149 dB


Peak SAR (extrapolated) = 12.9 W/kg



SAR(1 g) = 8.68 mW/g; SAR(10 g) = 6.18 mW/g

Info: Interpolated medium parameters used for SAR evaluation.

Maximum value of SAR (measured) = 9.11 mW/g



| | | | | | | |
|-------------------------|--|--|--------------|------------|------------|---|
| Applicant: | HARRIS Corporation | FCC ID: | OWDTR-0141-E | IC: | 3636B-0141 |  |
| DUT Type: | Portable UHF Band PTT Radio Transceiver with Bluetooth | DUT Name: | XG-25P UHF-L | | | |
| 2013 Celltech Labs Inc. | | This document is not to be reproduced in whole or in part without the prior written permission of Celltech Labs Inc. | | | | Page 118 of 184 |

| | | | | |
|--|---|---|--|--|
|  | <u>Date(s) of Evaluation</u> May 30-Jun7, 2013 | <u>Test Report Serial No.</u> 45461369 R1.0 | <u>Test Report Revision No.</u> Rev. 1.1 |  Test Lab Certificate No. 2470.01 |
| | <u>Test Report Issue Date</u> 20 October 2016 | <u>Description of Test(s)</u> Specific Absorption Rate | <u>RF Exposure Category</u> Occupational (Controlled) | |

Plot A7

Date Tested: 06/07/2013

DUT: Harris XG-25P; Type: UHF-L PTT Radio Transceiver; Serial: 25

Program Notes: Ambient Temp: 22C; Fluid Temp: 21.9C; Barometric Pressure: 101.3 kPa; Humidity: 31%

Communication System: UHF-L

Frequency: 443 MHz; Duty Cycle: 1:1

Medium: M450 Medium parameters used (interpolated): $f = 443 \text{ MHz}$; $\sigma = 0.909 \text{ mho/m}$; $\epsilon_r = 56.2$; $\rho = 1000 \text{ kg/m}^3$

- Probe: ET3DV6 - SN1590; ConvF(7.98, 7.98, 7.98); Calibrated: 24/04/2013
- Sensor-Surface: 4mm (Mechanical Surface Detection (Locations From Previous Scan Used))Sensor-Surface: 4mm (Mechanical Surface Detection)
- Electronics: DAE4 Sn353; Calibrated: 19/04/2012
- Phantom: Barski Industries; Type: Fiberglass Planar; Serial: 03-01
- Measurement SW: DASY4, V4.7 Build 80; Postprocessing SW: SEMCAD, V1.8 Build 186

443 - NiMH-NIS - 1223/12 - Belt-clip - Throat mic/Area Scan (7x23x1): Measurement grid: $dx=15\text{mm}$, $dy=15\text{mm}$

Info: Interpolated medium parameters used for SAR evaluation.

Maximum value of SAR (measured) = 10.1 mW/g

443 - NiMH-NIS - 1223/12 - Belt-clip - Throat mic/Zoom Scan (7x7x7)/Cube 0: Measurement grid: $dx=5\text{mm}$, $dy=5\text{mm}$, $dz=5\text{mm}$

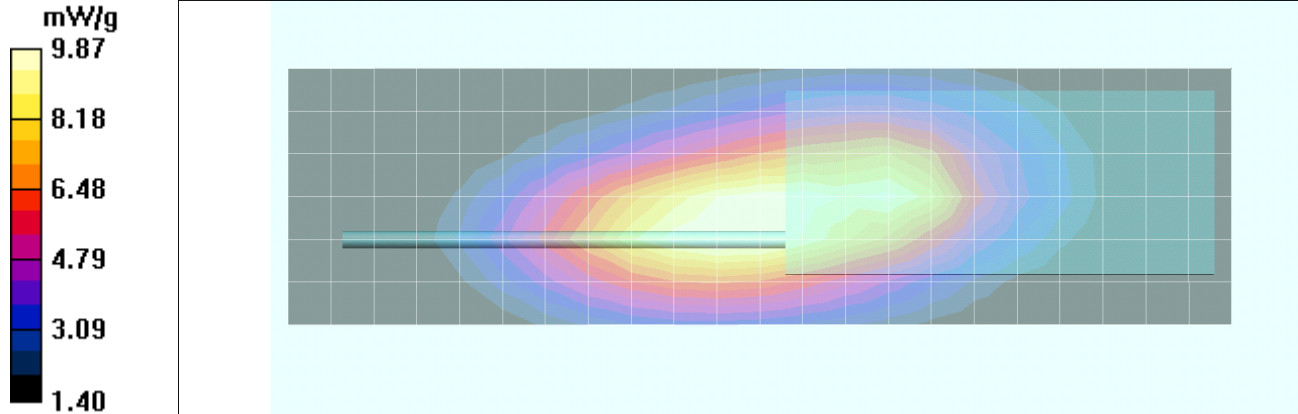
Reference Value = 97.9 V/m; Power Drift = -0.187 dB


Peak SAR (extrapolated) = 13.8 W/kg

SAR(1 g) = 9.36 mW/g; SAR(10 g) = 6.65 mW/g

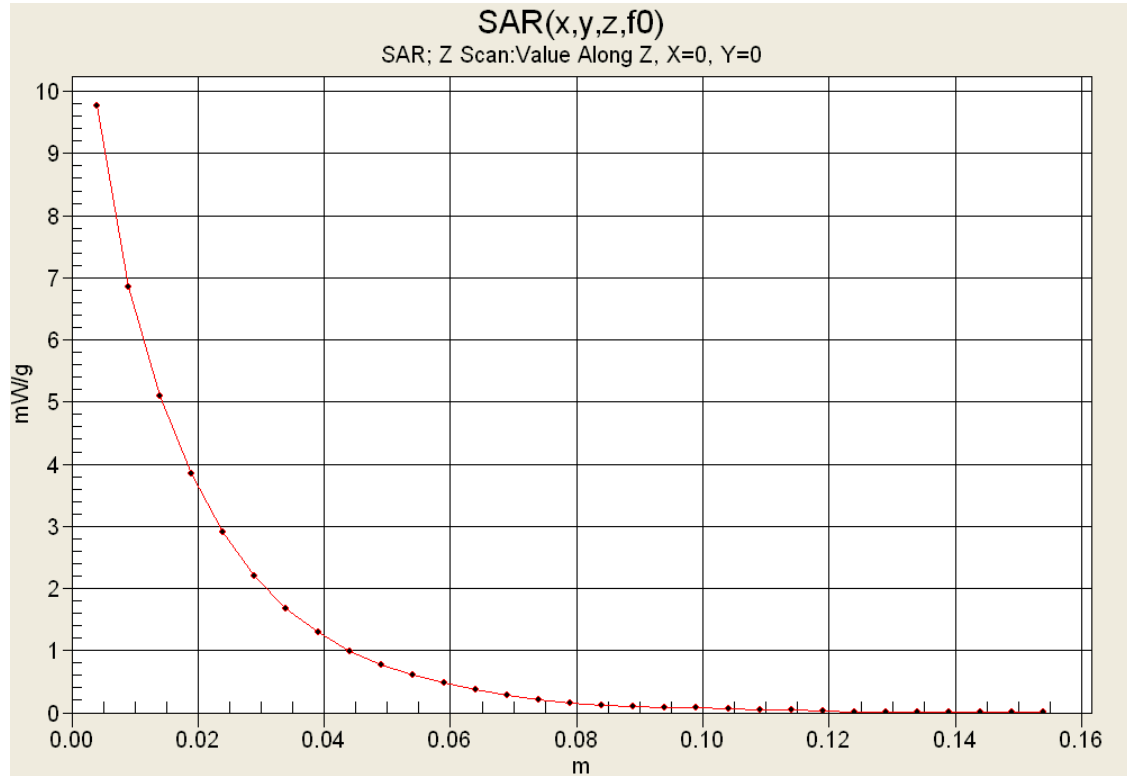
Info: Interpolated medium parameters used for SAR evaluation.

Maximum value of SAR (measured) = 9.87 mW/g

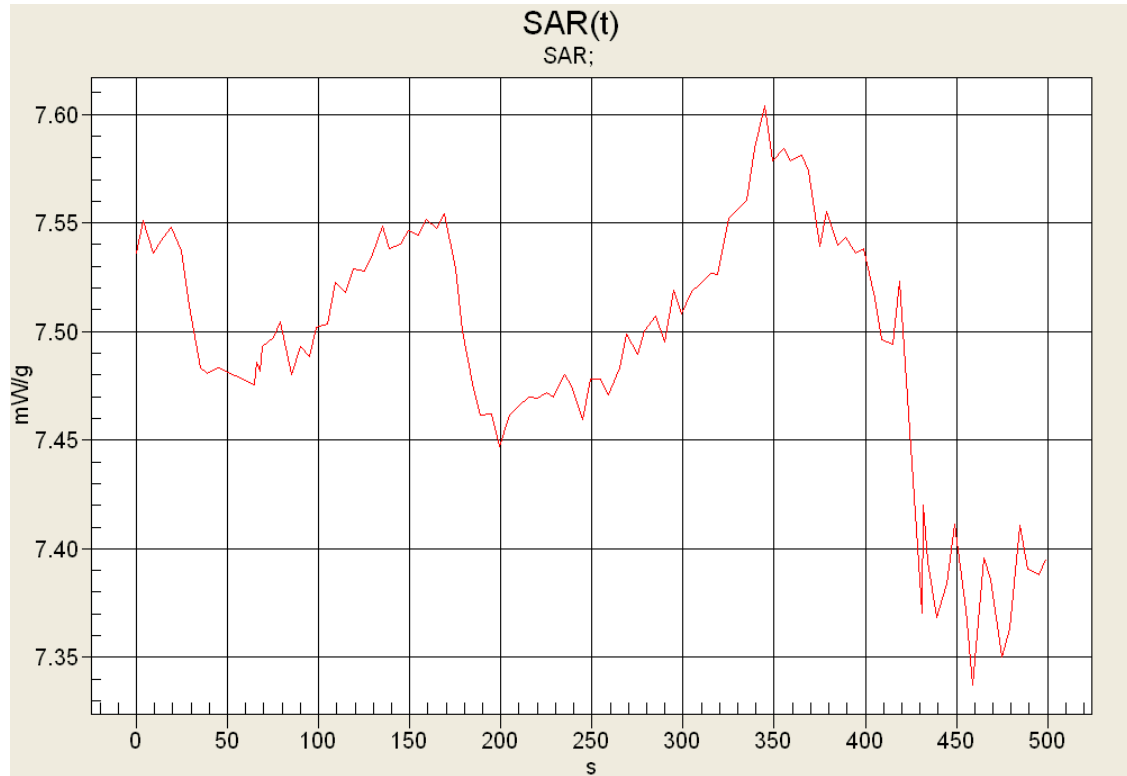




| | | | | | | |
|-------------------------|--|--|--------------|------------|------------|---|
| Applicant: | HARRIS Corporation | FCC ID: | OWDTR-0141-E | IC: | 3636B-0141 |  |
| DUT Type: | Portable UHF Band PTT Radio Transceiver with Bluetooth | DUT Name: | XG-25P UHF-L | | | |
| 2013 Celltech Labs Inc. | | This document is not to be reproduced in whole or in part without the prior written permission of Celltech Labs Inc. | | | | Page 119 of 184 |

Z-Axis Scan



SAR-Versus-Time



| | | | | |
|--|---|---|--|--|
|  | <u>Date(s) of Evaluation</u> May 30-Jun7, 2013 | <u>Test Report Serial No.</u> 45461369 R1.0 | <u>Test Report Revision No.</u> Rev. 1.1 |  Test Lab Certificate No. 2470.01 |
| | <u>Test Report Issue Date</u> 20 October 2016 | <u>Description of Test(s)</u> Specific Absorption Rate | <u>RF Exposure Category</u> Occupational (Controlled) | |

Plot A8

Date Tested: 06/07/2013

DUT: Harris XG-25P; Type: UHF-L PTT Radio Transceiver; Serial: 25

Program Notes: Ambient Temp: 22C; Fluid Temp: 21.9C; Barometric Pressure: 101.3 kPa; Humidity: 31%

Communication System: UHF-L

Frequency: 443 MHz; Duty Cycle: 1:1

Medium: M450 Medium parameters used (interpolated): $f = 443 \text{ MHz}$; $\sigma = 0.909 \text{ mho/m}$; $\epsilon_r = 56.2$; $\rho = 1000 \text{ kg/m}^3$

- Probe: ET3DV6 - SN1590; ConvF(7.98, 7.98, 7.98); Calibrated: 24/04/2013
- Sensor-Surface: 4mm (Mechanical Surface Detection (Locations From Previous Scan Used))Sensor-Surface: 4mm (Mechanical Surface Detection)
- Electronics: DAE4 Sn353; Calibrated: 19/04/2012
- Phantom: Barski Industries; Type: Fiberglass Planar; Serial: 03-01
- Measurement SW: DASY4, V4.7 Build 80; Postprocessing SW: SEMCAD, V1.8 Build 186

443 - NiMH-NIS - 1223/12 - Belt-clip - Throat mic/Area Scan (7x23x1): Measurement grid: dx=15mm, dy=15mm

Info: Interpolated medium parameters used for SAR evaluation.

Maximum value of SAR (measured) = 8.94 mW/g

443 - NiMH-NIS - 1223/12 - Belt-clip - Throat mic/Zoom Scan (7x7x7)/Cube 0: Measurement grid: dx=5mm, dy=5mm, dz=5mm

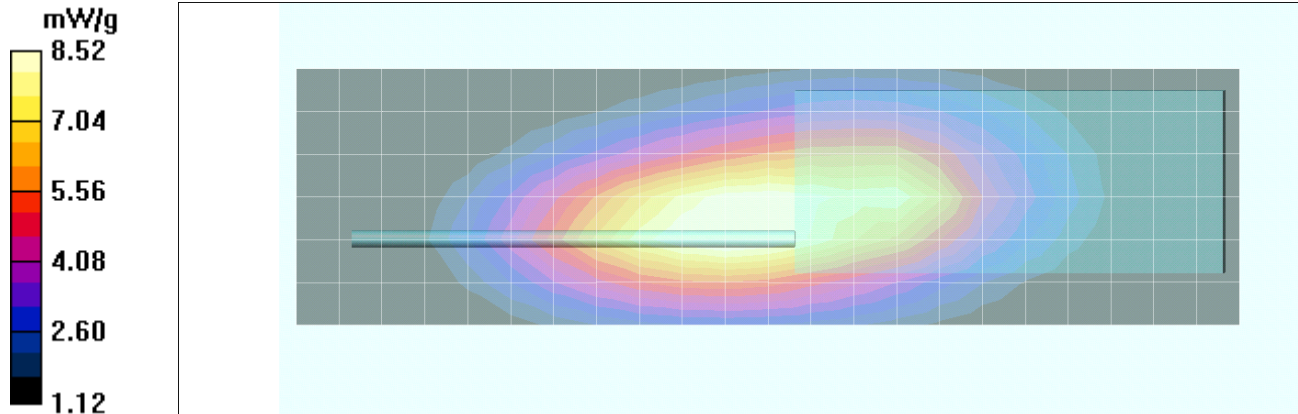
Reference Value = 94.2 V/m; Power Drift = -0.673 dB


Peak SAR (extrapolated) = 12.2 W/kg



SAR(1 g) = 8.12 mW/g; SAR(10 g) = 5.68 mW/g

Info: Interpolated medium parameters used for SAR evaluation.


Maximum value of SAR (measured) = 8.52 mW/g





| | | | | | | |
|-------------------------|--|------------------|--------------|------------|------------|---|
| Applicant: | HARRIS Corporation | FCC ID: | OWDTR-0141-E | IC: | 3636B-0141 |  |
| DUT Type: | Portable UHF Band PTT Radio Transceiver with Bluetooth | DUT Name: | XG-25P UHF-L | | | |
| 2013 Celltech Labs Inc. | This document is not to be reproduced in whole or in part without the prior written permission of Celltech Labs Inc. | | | | | Page 121 of 184 |

| | | | | |
|--|---|---|--|--|
|  | <u>Date(s) of Evaluation</u> May 30-Jun7, 2013 | <u>Test Report Serial No.</u> 45461369 R1.0 | <u>Test Report Revision No.</u> Rev. 1.1 |  |
| | <u>Test Report Issue Date</u> 20 October 2016 | <u>Description of Test(s)</u> Specific Absorption Rate | <u>RF Exposure Category</u> Occupational (Controlled) | |

APPENDIX B - SYSTEM PERFORMANCE CHECK PLOTS

| | | | | | | |
|-------------------------|--|------------------|--------------|------------|------------|---|
| Applicant: | HARRIS Corporation | FCC ID: | OWDTR-0141-E | IC: | 3636B-0141 |  |
| DUT Type: | Portable UHF Band PTT Radio Transceiver with Bluetooth | DUT Name: | XG-25P UHF-L | | | |
| 2013 Celltech Labs Inc. | This document is not to be reproduced in whole or in part without the prior written permission of Celltech Labs Inc. | | | | | Page 122 of 184 |

| | | | | |
|--|---|---|--|--|
|  | <u>Date(s) of Evaluation</u> May 30-Jun7, 2013 | <u>Test Report Serial No.</u> 45461369 R1.0 | <u>Test Report Revision No.</u> Rev. 1.1 |  Test Lab Certificate No. 2470.01 |
| | <u>Test Report Issue Date</u> 20 October 2016 | <u>Description of Test(s)</u> Specific Absorption Rate | <u>RF Exposure Category</u> Occupational (Controlled) | |

Date Tested: 05/30/2013

System Performance Check - 450 MHz Dipole - Head

DUT: Dipole 450 MHz; Type: D450V3; Serial: 1068; Calibrated: 04/27/2012

Program Notes: Ambient Temp: 23.0C; Fluid Temp: 21.0C; Barometric Pressure: 101.5 kPa; Humidity: 32%

Communication System: CW

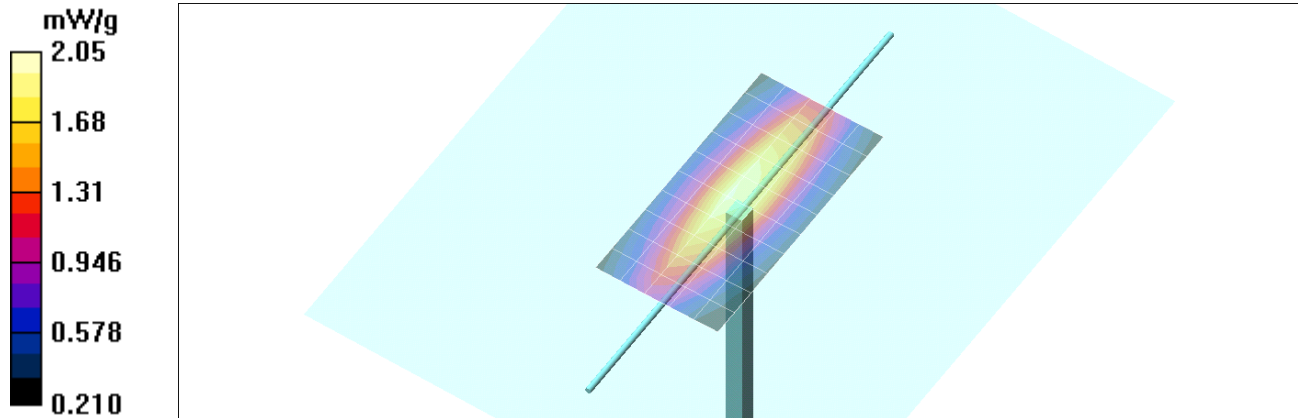
Frequency: 450 MHz; Duty Cycle: 1:1


Medium: HSL450 Medium parameters used: $f = 450 \text{ MHz}$; $\sigma = 0.88 \text{ mho/m}$; $\epsilon_r = 45.5$; $\rho = 1000 \text{ kg/m}^3$

- Probe: ET3DV6 - SN1590; ConvF(7.53, 7.53, 7.53); Calibrated: 24/04/2013
- Sensor-Surface: 4mm (Mechanical Surface Detection)
- Electronics: DAE4 Sn353; Calibrated: 19/04/2012
- Phantom: Barski Industries; Type: Fiberglass Planar; Serial: 03-01
- Measurement SW: DASY4, V4.7 Build 80; Postprocessing SW: SEMCAD, V1.8 Build 186

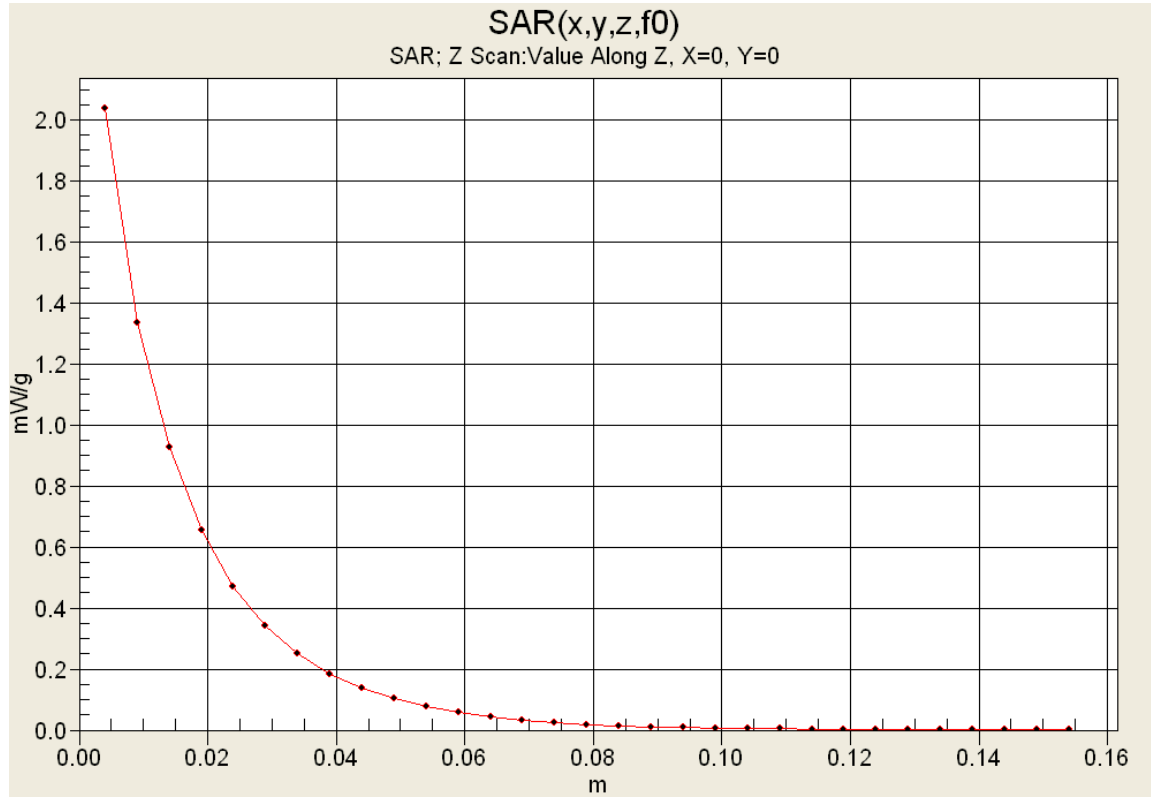
Head d=15mm Pin=398mW/Area Scan (6x11x1): Measurement grid: dx=15mm, dy=15mm
Maximum value of SAR (measured) = 1.96 mW/g



Head d=15mm Pin=398mW/Zoom Scan (7x7x7)/Cube 0: Measurement grid: dx=5mm, dy=5mm, dz=5mm
Reference Value = 49.0 V/m; Power Drift = 0.010 dB
Peak SAR (extrapolated) = 3.03 W/kg
SAR(1 g) = 1.93 mW/g; SAR(10 g) = 1.28 mW/g
Maximum value of SAR (measured) = 2.05 mW/g



| | | | | | | |
|-------------------------|--|--|--------------|------------|------------|---|
| Applicant: | HARRIS Corporation | FCC ID: | OWDTR-0141-E | IC: | 3636B-0141 |  |
| DUT Type: | Portable UHF Band PTT Radio Transceiver with Bluetooth | DUT Name: | XG-25P UHF-L | | | |
| 2013 Celltech Labs Inc. | | This document is not to be reproduced in whole or in part without the prior written permission of Celltech Labs Inc. | | | | Page 123 of 184 |

Z-Axis Scan



| | | | | |
|--|---|---|--|--|
|  | <u>Date(s) of Evaluation</u> May 30-Jun7, 2013 | <u>Test Report Serial No.</u> 45461369 R1.0 | <u>Test Report Revision No.</u> Rev. 1.1 |  |
| | <u>Test Report Issue Date</u> 20 October 2016 | <u>Description of Test(s)</u> Specific Absorption Rate | <u>RF Exposure Category</u> Occupational (Controlled) | |

Date Tested: 06/03/2013

System Performance Check - 450 MHz Dipole – Body

DUT: Dipole 450 MHz; Type: D450V3; Serial: 1068; Calibrated: 04/27/2012

Program Notes: Ambient Temp: 22C; Fluid Temp: 21.8C; Barometric Pressure: 101.7 kPa; Humidity: 36%

Communication System: CW

Frequency: 450 MHz; Duty Cycle: 1:1

Medium: M450 Medium parameters used: $f = 450 \text{ MHz}$; $\sigma = 0.94 \text{ mho/m}$; $\epsilon_r = 57.4$; $\rho = 1000 \text{ kg/m}^3$

- Probe: ET3DV6 - SN1590; ConvF(7.98, 7.98, 7.98); Calibrated: 24/04/2013
- Sensor-Surface: 4mm (Mechanical Surface Detection)
- Electronics: DAE4 Sn353; Calibrated: 19/04/2012
- Phantom: Barski Industries; Type: Fiberglass Planar; Serial: 03-01
- Measurement SW: DASY4, V4.7 Build 80; Postprocessing SW: SEMCAD, V1.8 Build 186

Body d=15mm Pin=398mW/Area Scan (6x11x1): Measurement grid: dx=15mm, dy=15mm

Maximum value of SAR (measured) = 1.84 mW/g

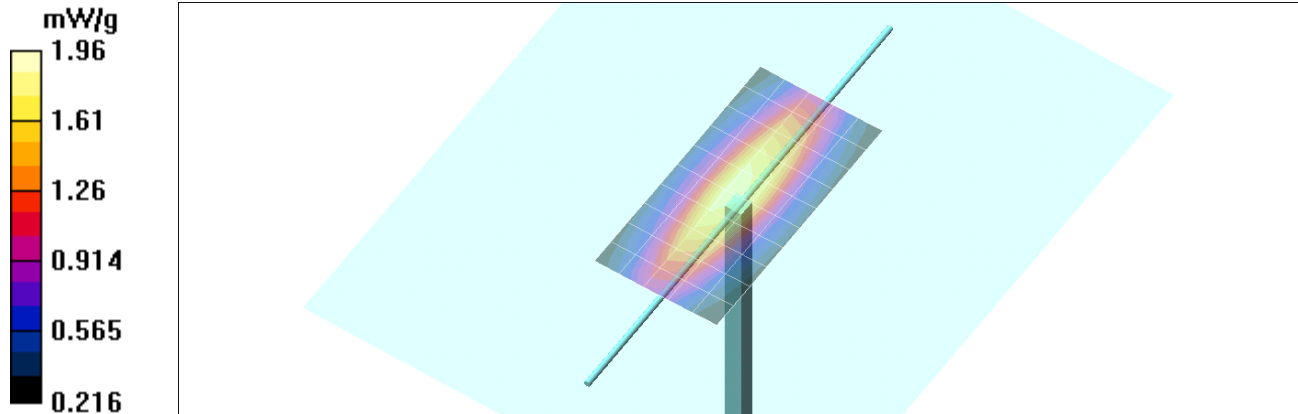
Body d=15mm Pin=398mW/Zoom Scan (7x7x7)/Cube 0: Measurement grid: dx=5mm, dy=5mm, dz=5mm


Reference Value = 46.3 V/m; Power Drift = -0.055 dB

Peak SAR (extrapolated) = 2.94 W/kg

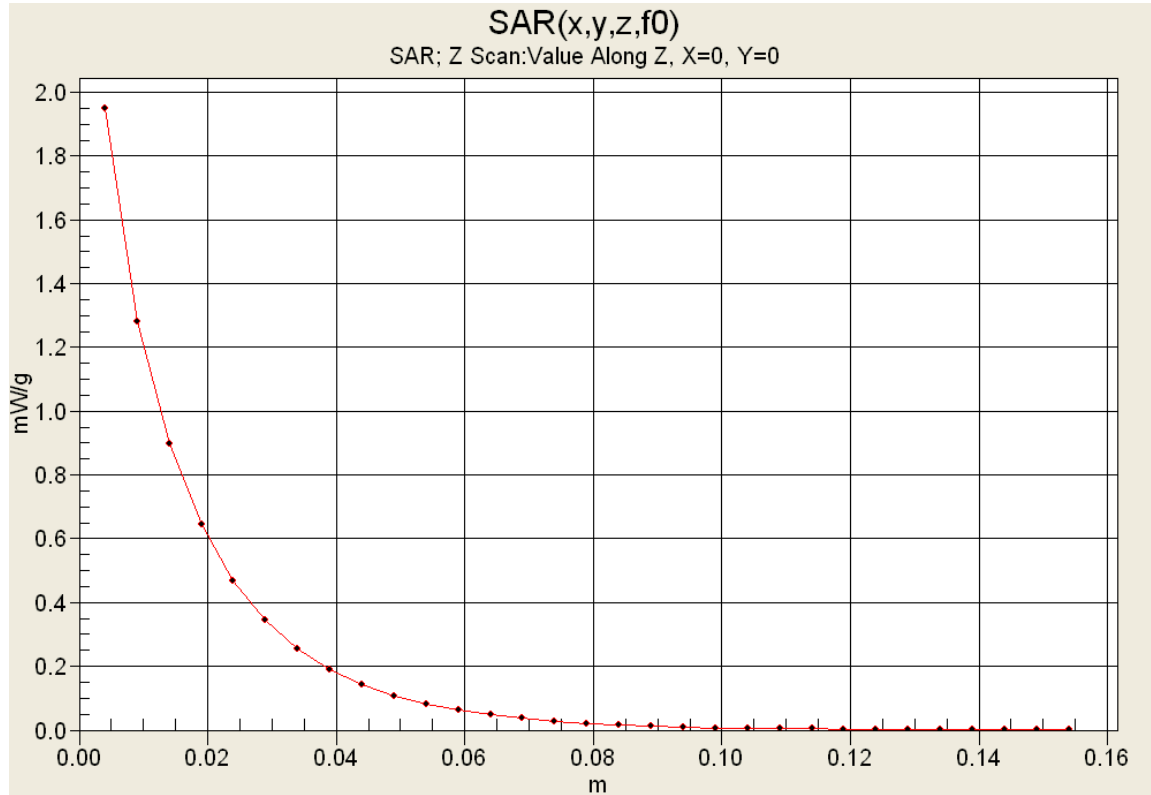
SAR(1 g) = 1.84 mW/g; SAR(10 g) = 1.22 mW/g



Maximum value of SAR (measured) = 1.96 mW/g



| | | | | | | |
|-------------------------|--|--|--------------|------------|------------|---|
| Applicant: | HARRIS Corporation | FCC ID: | OWDTR-0141-E | IC: | 3636B-0141 |  |
| DUT Type: | Portable UHF Band PTT Radio Transceiver with Bluetooth | DUT Name: | XG-25P UHF-L | | | |
| 2013 Celltech Labs Inc. | | This document is not to be reproduced in whole or in part without the prior written permission of Celltech Labs Inc. | | | | Page 125 of 184 |

Z-Axis Scan



| | | | | |
|--|---|---|--|--|
|  | <u>Date(s) of Evaluation</u> May 30-Jun7, 2013 | <u>Test Report Serial No.</u> 45461369 R1.0 | <u>Test Report Revision No.</u> Rev. 1.1 |  Test Lab Certificate No. 2470.01 |
| | <u>Test Report Issue Date</u> 20 October 2016 | <u>Description of Test(s)</u> Specific Absorption Rate | <u>RF Exposure Category</u> Occupational (Controlled) | |

Date Tested: 06/06/2013

System Performance Check - 450 MHz Dipole - Body

DUT: Dipole 450 MHz; Type: D450V3; Serial: 1068; Calibrated: 04/27/2012

Program Notes: Ambient Temp: 22C; Fluid Temp: 21.9C; Barometric Pressure: 101.3 kPa; Humidity: 31%

Communication System: CW

Frequency: 450 MHz; Duty Cycle: 1:1

Medium: M450 Medium parameters used: $f = 450 \text{ MHz}$; $\sigma = 0.93 \text{ mho/m}$; $\epsilon_r = 56.5$; $\rho = 1000 \text{ kg/m}^3$

- Probe: ET3DV6 - SN1590; ConvF(7.98, 7.98, 7.98); Calibrated: 24/04/2013
- Sensor-Surface: 4mm (Mechanical Surface Detection)
- Electronics: DAE4 Sn353; Calibrated: 19/04/2012
- Phantom: Barski Industries; Type: Fiberglass Planar; Serial: 03-01
- Measurement SW: DASY4, V4.7 Build 80; Postprocessing SW: SEMCAD, V1.8 Build 186

Body d=15mm Pin=398mW/Area Scan (6x11x1): Measurement grid: dx=15mm, dy=15mm

Maximum value of SAR (measured) = 1.72 mW/g

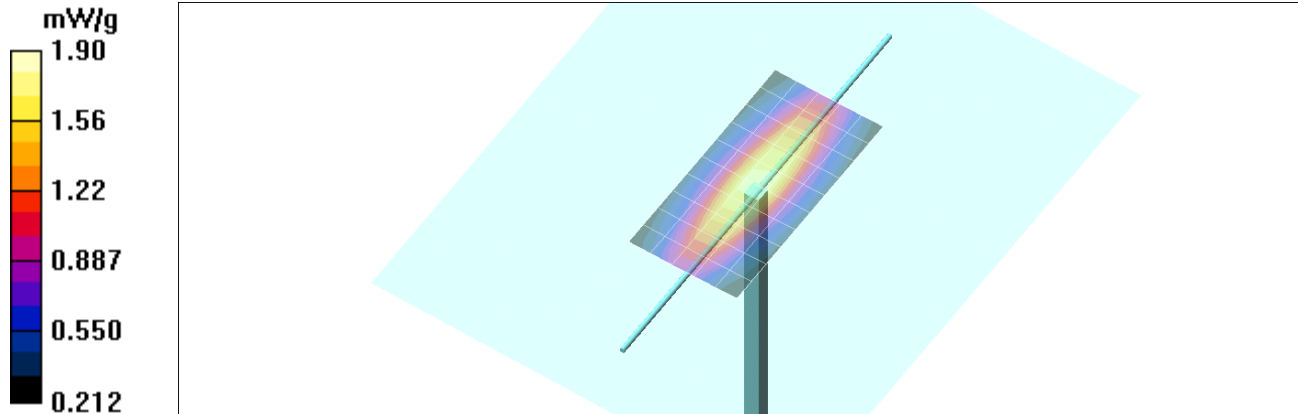
Body d=15mm Pin=398mW/Zoom Scan (7x7x7)/Cube 0: Measurement grid: dx=5mm, dy=5mm, dz=5mm


Reference Value = 45.2 V/m; Power Drift = 0.048 dB

Peak SAR (extrapolated) = 2.85 W/kg

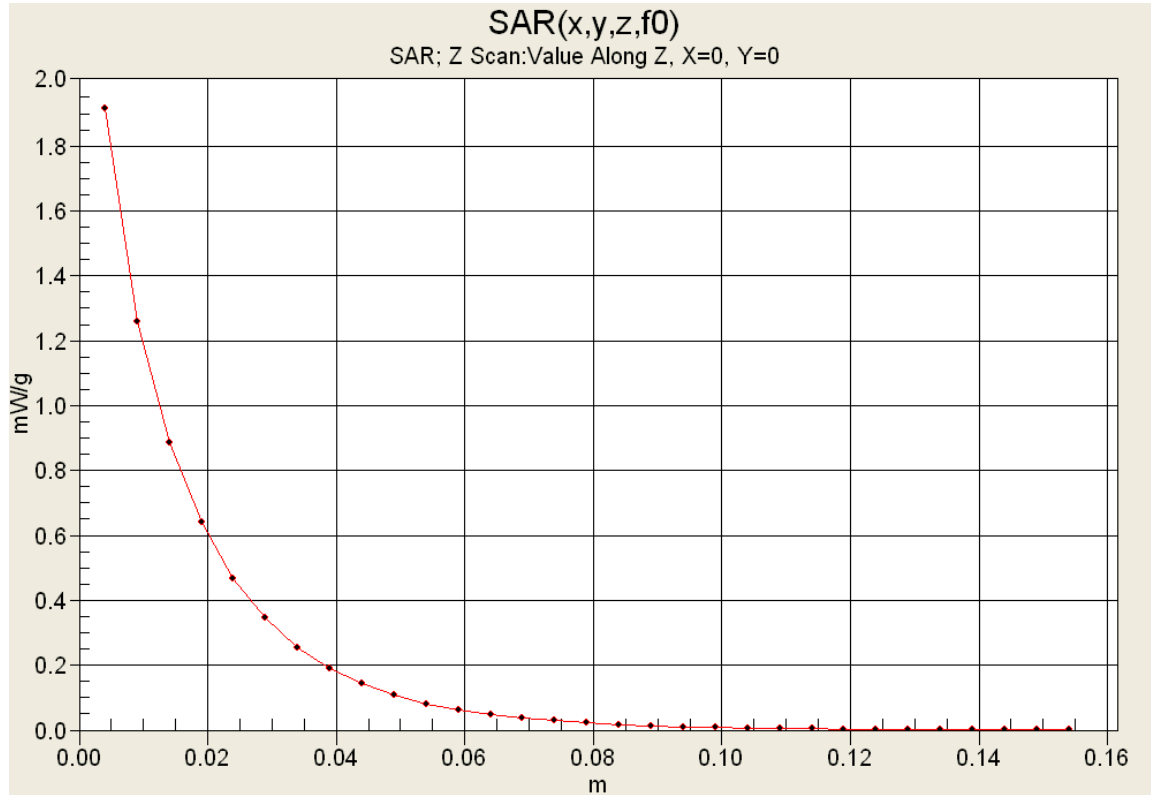
SAR(1 g) = 1.79 mW/g; SAR(10 g) = 1.19 mW/g



Maximum value of SAR (measured) = 1.90 mW/g




| | | | | | | |
|-------------------------|--|--|--------------|------------|------------|---|
| Applicant: | HARRIS Corporation | FCC ID: | OWDTR-0141-E | IC: | 3636B-0141 |  |
| DUT Type: | Portable UHF Band PTT Radio Transceiver with Bluetooth | DUT Name: | XG-25P UHF-L | | | |
| 2013 Celltech Labs Inc. | | This document is not to be reproduced in whole or in part without the prior written permission of Celltech Labs Inc. | | | | Page 127 of 184 |



Z-Axis Scan



| | | | | |
|--|---|---|--|--|
|  | <u>Date(s) of Evaluation</u> May 30-Jun7, 2013 | <u>Test Report Serial No.</u> 45461369 R1.0 | <u>Test Report Revision No.</u> Rev. 1.1 |  Test Lab Certificate No. 2470.01 |
| | <u>Test Report Issue Date</u> 20 October 2016 | <u>Description of Test(s)</u> Specific Absorption Rate | <u>RF Exposure Category</u> Occupational (Controlled) | |

APPENDIX C - MEASURED FLUID DIELECTRIC PARAMETERS

| | | | | | | |
|-------------------------|--|------------------|--------------|------------|------------|---|
| Applicant: | HARRIS Corporation | FCC ID: | OWDTR-0141-E | IC: | 3636B-0141 |  |
| DUT Type: | Portable UHF Band PTT Radio Transceiver with Bluetooth | DUT Name: | XG-25P UHF-L | | | |
| 2013 Celltech Labs Inc. | This document is not to be reproduced in whole or in part without the prior written permission of Celltech Labs Inc. | | | | | Page 129 of 184 |

| | | | | |
|--|---|---|--|--|
|  | <u>Date(s) of Evaluation</u> May 30-Jun7, 2013 | <u>Test Report Serial No.</u> 45461369 R1.0 | <u>Test Report Revision No.</u> Rev. 1.1 |  Test Lab Certificate No. 2470.01 |
| | <u>Test Report Issue Date</u> 20 October 2016 | <u>Description of Test(s)</u> Specific Absorption Rate | <u>RF Exposure Category</u> Occupational (Controlled) | |


450 MHz Head



Celltech Labs
Test Result for UIM Dielectric Parameter
30/May/2013
Frequency(GHz)

FCC_eHFCC OET 65 Supplement C (June 2001) Limits for Head Epsilon
FCC_sHFCC OET 65 Supplement C (June 2001) Limits for Head Sigma

Test_e Epsilon of UIM
Test_s Sigma of UIM

| Freq | FCC_eHFCC_sH | Test_e | Test_s | |
|--------|--------------|--------|--------|------|
| 0.3500 | 44.70 | 0.87 | 48.58 | 0.80 |
| 0.3600 | 44.58 | 0.87 | 47.91 | 0.82 |
| 0.3700 | 44.46 | 0.87 | 47.10 | 0.82 |
| 0.3800 | 44.34 | 0.87 | 46.98 | 0.83 |
| 0.3900 | 44.22 | 0.87 | 47.05 | 0.81 |
| 0.4000 | 44.10 | 0.87 | 46.66 | 0.84 |
| 0.4100 | 43.98 | 0.87 | 46.68 | 0.83 |
| 0.4200 | 43.86 | 0.87 | 45.87 | 0.85 |
| 0.4300 | 43.74 | 0.87 | 46.32 | 0.86 |
| 0.4400 | 43.62 | 0.87 | 45.65 | 0.87 |
| 0.4500 | 43.50 | 0.87 | 45.49 | 0.88 |
| 0.4600 | 43.45 | 0.87 | 44.92 | 0.87 |
| 0.4700 | 43.40 | 0.87 | 45.47 | 0.91 |
| 0.4800 | 43.34 | 0.87 | 45.09 | 0.91 |
| 0.4900 | 43.29 | 0.87 | 44.75 | 0.91 |
| 0.5000 | 43.24 | 0.87 | 44.51 | 0.91 |
| 0.5100 | 43.19 | 0.87 | 44.25 | 0.93 |
| 0.5200 | 43.14 | 0.88 | 43.98 | 0.93 |
| 0.5300 | 43.08 | 0.88 | 43.61 | 0.96 |
| 0.5400 | 43.03 | 0.88 | 44.06 | 0.96 |
| 0.5500 | 42.98 | 0.88 | 43.40 | 0.98 |

| | | | | | | |
|-------------------------|--|--|--------------|------------|------------|---|
| Applicant: | HARRIS Corporation | FCC ID: | OWDTR-0141-E | IC: | 3636B-0141 |  |
| DUT Type: | Portable UHF Band PTT Radio Transceiver with Bluetooth | DUT Name: | XG-25P UHF-L | | | |
| 2013 Celltech Labs Inc. | | This document is not to be reproduced in whole or in part without the prior written permission of Celltech Labs Inc. | | | | Page 130 of 184 |

| | | | | |
|--|---|---|--|--|
|  | <u>Date(s) of Evaluation</u> May 30-Jun7, 2013 | <u>Test Report Serial No.</u> 45461369 R1.0 | <u>Test Report Revision No.</u> Rev. 1.1 |  |
| | <u>Test Report Issue Date</u> 20 October 2016 | <u>Description of Test(s)</u> Specific Absorption Rate | <u>RF Exposure Category</u> Occupational (Controlled) | |


450 MHz Head



Celltech Labs
 Test Result for UIM Dielectric Parameter
 31/May/2013
 Frequency(GHz)

FCC_eHFCC OET 65 Supplement C (June 2001) Limits for Head Epsilon
 FCC_sHFCC OET 65 Supplement C (June 2001) Limits for Head Sigma

Test_e Epsilon of UIM
 Test_s Sigma of UIM

| Freq | FCC_eHFCC_sH | Test_e | Test_s |
|--------|--------------|--------|--------|
| 0.3500 | 44.70 0.87 | 47.95 | 0.79 |
| 0.3600 | 44.58 0.87 | 47.01 | 0.79 |
| 0.3700 | 44.46 0.87 | 46.59 | 0.80 |
| 0.3800 | 44.34 0.87 | 45.81 | 0.81 |
| 0.3900 | 44.22 0.87 | 45.85 | 0.82 |
| 0.4000 | 44.10 0.87 | 45.31 | 0.82 |
| 0.4100 | 43.98 0.87 | 45.60 | 0.84 |
| 0.4200 | 43.86 0.87 | 45.95 | 0.83 |
| 0.4300 | 43.74 0.87 | 45.43 | 0.85 |
| 0.4400 | 43.62 0.87 | 45.35 | 0.86 |
| 0.4500 | 43.50 0.87 | 44.63 | 0.88 |
| 0.4600 | 43.45 0.87 | 44.79 | 0.88 |
| 0.4700 | 43.40 0.87 | 44.73 | 0.89 |
| 0.4800 | 43.34 0.87 | 44.44 | 0.90 |
| 0.4900 | 43.29 0.87 | 43.87 | 0.90 |
| 0.5000 | 43.24 0.87 | 44.16 | 0.91 |
| 0.5100 | 43.19 0.87 | 43.28 | 0.91 |
| 0.5200 | 43.14 0.88 | 43.24 | 0.94 |
| 0.5300 | 43.08 0.88 | 43.33 | 0.94 |
| 0.5400 | 43.03 0.88 | 43.10 | 0.95 |
| 0.5500 | 42.98 0.88 | 43.15 | 0.96 |


| | | | | | | |
|-------------------------|--|--|--------------|------------|------------|---|
| Applicant: | HARRIS Corporation | FCC ID: | OWDTR-0141-E | IC: | 3636B-0141 |  |
| DUT Type: | Portable UHF Band PTT Radio Transceiver with Bluetooth | DUT Name: | XG-25P UHF-L | | | |
| 2013 Celltech Labs Inc. | | This document is not to be reproduced in whole or in part without the prior written permission of Celltech Labs Inc. | | | | Page 131 of 184 |



| | | | | |
|--|---|---|--|--|
|  | <u>Date(s) of Evaluation</u> May 30-Jun7, 2013 | <u>Test Report Serial No.</u> 45461369 R1.0 | <u>Test Report Revision No.</u> Rev. 1.1 |  |
| | <u>Test Report Issue Date</u> 20 October 2016 | <u>Description of Test(s)</u> Specific Absorption Rate | <u>RF Exposure Category</u> Occupational (Controlled) | |

450 MHz Body

Celltech Labs
 Test Result for UIM Dielectric Parameter
 03/04/05/Jun/2013
 Frequency(GHz)
 FCC_eB FCC Limits for Body Epsilon
 FCC_sB FCC Limits for Body Sigma
 Test_e Epsilon of UIM
 Test_s Sigma of UIM

| Freq | FCC_eB | FCC_sB | Test_e | Test_s |
|--------|--------|--------|--------|--------|
| 0.3500 | 57.70 | 0.93 | 59.25 | 0.89 |
| 0.3600 | 57.60 | 0.93 | 59.37 | 0.86 |
| 0.3700 | 57.50 | 0.93 | 58.66 | 0.88 |
| 0.3800 | 57.40 | 0.93 | 59.52 | 0.88 |
| 0.3900 | 57.30 | 0.93 | 58.45 | 0.90 |
| 0.4000 | 57.20 | 0.93 | 57.68 | 0.90 |
| 0.4100 | 57.10 | 0.93 | 58.29 | 0.91 |
| 0.4200 | 57.00 | 0.94 | 58.11 | 0.92 |
| 0.4300 | 56.90 | 0.94 | 58.14 | 0.93 |
| 0.4400 | 56.80 | 0.94 | 57.79 | 0.94 |
| 0.4500 | 56.70 | 0.94 | 57.37 | 0.94 |
| 0.4600 | 56.66 | 0.94 | 57.46 | 0.96 |
| 0.4700 | 56.62 | 0.94 | 56.92 | 0.95 |
| 0.4800 | 56.58 | 0.94 | 56.84 | 0.97 |
| 0.4900 | 56.54 | 0.94 | 56.86 | 0.97 |
| 0.5000 | 56.51 | 0.94 | 56.86 | 0.99 |
| 0.5100 | 56.47 | 0.94 | 56.45 | 0.98 |
| 0.5200 | 56.43 | 0.95 | 56.30 | 0.99 |
| 0.5300 | 56.39 | 0.95 | 56.34 | 1.02 |
| 0.5400 | 56.35 | 0.95 | 56.31 | 1.02 |
| 0.5500 | 56.31 | 0.95 | 56.17 | 1.05 |


| | | | | | | |
|-------------------------|--|--|--------------|------------|------------|---|
| Applicant: | HARRIS Corporation | FCC ID: | OWDTR-0141-E | IC: | 3636B-0141 |  |
| DUT Type: | Portable UHF Band PTT Radio Transceiver with Bluetooth | DUT Name: | XG-25P UHF-L | | | |
| 2013 Celltech Labs Inc. | | This document is not to be reproduced in whole or in part without the prior written permission of Celltech Labs Inc. | | | | Page 132 of 184 |

| | | | | |
|--|---|---|--|--|
|  | <u>Date(s) of Evaluation</u> May 30-Jun7, 2013 | <u>Test Report Serial No.</u> 45461369 R1.0 | <u>Test Report Revision No.</u> Rev. 1.1 |  Test Lab Certificate No. 2470.01 |
| | <u>Test Report Issue Date</u> 20 October 2016 | <u>Description of Test(s)</u> Specific Absorption Rate | <u>RF Exposure Category</u> Occupational (Controlled) | |

450 MHz Body

Celltech Labs
Test Result for UIM Dielectric Parameter
06/07/Jun/2013
Frequency(GHz)
FCC_eB FCC Limits for Body Epsilon
FCC_sB FCC Limits for Body Sigma
Test_e Epsilon of UIM
Test_s Sigma of UIM

| Freq | FCC_eB | FCC_sB | Test_e | Test_s |
|--------|--------|--------|--------|--------|
| 0.3500 | 57.70 | 0.93 | 59.17 | 0.85 |
| 0.3600 | 57.60 | 0.93 | 58.20 | 0.84 |
| 0.3700 | 57.50 | 0.93 | 57.78 | 0.88 |
| 0.3800 | 57.40 | 0.93 | 57.65 | 0.88 |
| 0.3900 | 57.30 | 0.93 | 57.39 | 0.86 |
| 0.4000 | 57.20 | 0.93 | 57.31 | 0.90 |
| 0.4100 | 57.10 | 0.93 | 57.73 | 0.90 |
| 0.4200 | 57.00 | 0.94 | 57.37 | 0.92 |
| 0.4300 | 56.90 | 0.94 | 57.44 | 0.90 |
| 0.4400 | 56.80 | 0.94 | 56.11 | 0.90 |
| 0.4500 | 56.70 | 0.94 | 56.46 | 0.93 |
| 0.4600 | 56.66 | 0.94 | 56.64 | 0.93 |
| 0.4700 | 56.62 | 0.94 | 56.92 | 0.94 |
| 0.4800 | 56.58 | 0.94 | 56.67 | 0.94 |
| 0.4900 | 56.54 | 0.94 | 55.87 | 0.98 |
| 0.5000 | 56.51 | 0.94 | 55.91 | 0.97 |
| 0.5100 | 56.47 | 0.94 | 55.63 | 0.97 |
| 0.5200 | 56.43 | 0.95 | 55.23 | 0.99 |
| 0.5300 | 56.39 | 0.95 | 55.97 | 1.00 |
| 0.5400 | 56.35 | 0.95 | 55.64 | 1.00 |
| 0.5500 | 56.31 | 0.95 | 55.34 | 1.01 |

| | | | | | | |
|-------------------------|--|--|--------------|------------|------------|---|
| Applicant: | HARRIS Corporation | FCC ID: | OWDTR-0141-E | IC: | 3636B-0141 |  |
| DUT Type: | Portable UHF Band PTT Radio Transceiver with Bluetooth | DUT Name: | XG-25P UHF-L | | | |
| 2013 Celltech Labs Inc. | | This document is not to be reproduced in whole or in part without the prior written permission of Celltech Labs Inc. | | | | Page 133 of 184 |