

APPENDIX F - SAR TEST SETUP & EUT PHOTOGRAPHS

FACE-HELD SAR TEST SETUP PHOTOGRAPHS
Front of Radio Transceiver - 2.5 cm Separation Distance to Planar Phantom



Antenna #1 (P/N: KRE1011219/9)




Antenna #2 (P/N: KRE1011219/10)



Antenna #3 (P/N: KRE1011223/10)



Antenna #1 (P/N: KRE1011219/9)




Antenna #2 (P/N: KRE1011219/10)




Antenna #3 (P/N: KRE1011223/10)

FACE-HELD SAR TEST SETUP PHOTOGRAPHS

Front of Speaker-Microphone Antenna Version
2.5 cm Separation Distance to Planar Phantom



Antenna #1 (P/N: KRE1011219/9)




Antenna #2 (P/N: KRE1011219/10)




Antenna #3 (P/N: KRE1011223/10)



Antenna #1 (P/N: KRE1011219/9)



Antenna #2 (P/N: KRE1011219/10)



Antenna #3 (P/N: KRE1011223/10)

BODY-WORN SAR TEST SETUP PHOTOGRAPHS
Back of Radio Transceiver with Metal Belt-Clip & Speaker-Microphone
1.1 cm Metal Belt-Clip Separation Distance to Planar Phantom



Antenna #1 (P/N: KRE1011219/9)




Antenna #2 (P/N: KRE1011219/10)



Antenna #3 (P/N: KRE1011223/10)



Antenna #1 (P/N: KRE1011219/9)




Antenna #2 (P/N: KRE1011219/10)




Antenna #3 (P/N: KRE1011223/10)


BODY-WORN SAR TEST SETUP PHOTOGRAPHS
Back of Radio Transceiver with Speaker-Microphone Antenna Version Plus
1.3 cm Speaker-Microphone Lapel-Clip Separation Distance to Planar Phantom



Antenna #1 (P/N: KRE1011219/9)




Antenna #2 (P/N: KRE1011219/10)



Antenna #3 (P/N: KRE1011223/10)



Antenna #1 (P/N: KRE1011219/9)



Antenna #2 (P/N: KRE1011219/10)



Antenna #3 (P/N: KRE1011223/10)

BODY-WORN SAR TEST SETUP PHOTOGRAPHS
Back of Radio Transceiver with Nylon "T" Strap & Speaker-Microphone
1.6 cm Nylon "T" Strap Separation Distance to Planar Phantom




Antenna #1 (P/N: KRE1011219/9)




Antenna #2 (P/N: KRE1011219/10)



Antenna #3 (P/N: KRE1011223/10)



Antenna #1 (P/N: KRE1011219/12)



Antenna #2 (P/N: KRE1011219/13)



Antenna #3 (P/N: KRE1011223/12)

BODY-WORN SAR TEST SETUP PHOTOGRAPHS
Back of Radio Transceiver with Leather Case (Belt-Loop Type) & Speaker-Microphone
1.7 cm Leather Case/Belt-Loop Separation Distance to Planar Phantom




Antenna #1 (P/N: KRE1011219/9)




Antenna #2 (P/N: KRE1011219/10)



Antenna #3 (P/N: KRE1011223/10)



Antenna #1 (P/N: KRE1011219/9)



Antenna #2 (P/N: KRE1011219/10)



Antenna #3 (P/N: KRE1011223/10)

BODY-WORN SAR TEST SETUP PHOTOGRAPHS
Back of Radio Transceiver with Belt-Loop, Swivel, & Speaker-Microphone
3.5 cm Belt-Loop Separation Distance to Planar Phantom



Antenna #1 (P/N: KRE1011219/9)




Antenna #2 (P/N: KRE1011219/10)



Antenna #3 (P/N: KRE1011223/10)



Antenna #1 (P/N: KRE1011219/9)



Antenna #2 (P/N: KRE1011219/10)



Antenna #3 (P/N: KRE1011223/10)

BODY-WORN SAR TEST SETUP PHOTOGRAPHS
Back of Radio Transceiver with Nylon Case, Belt-Loop, & Speaker-Microphone
4.0 cm Nylon Case & Belt-Loop Separation Distance to Planar Phantom



Antenna #1 (P/N: KRE1011219/9)



Antenna #2 (P/N: KRE1011219/10)



Antenna #3 (P/N: KRE1011223/10)



Antenna #1 (P/N: KRE1011219/9)



Antenna #2 (P/N: KRE1011219/10)



Antenna #3 (P/N: KRE1011223/10)


BODY-WORN SAR TEST SETUP PHOTOGRAPHS
Back of Radio Transceiver with Leather Case, Belt-Loop, & Speaker-Microphone
4.5 cm Leather Case & Belt-Loop Separation Distance to Planar Phantom



Antenna #1 (P/N: KRE1011219/9)




Antenna #2 (P/N: KRE1011219/10)



Antenna #3 (P/N: KRE1011223/10)



Antenna #1 (P/N: KRE1011219/9)



Antenna #2 (P/N: KRE1011219/10)



Antenna #3 (P/N: KRE1011223/10)

EUT PHOTOGRAPHS



**EUT (P/N: T1-HSAR02)
with Helical Coil Antenna
(P/N: KRE1011219/9)**



**EUT (P/N: T1-HSAR01)
with Helical Coil Antenna
(P/N: KRE1011219/9)**



**EUT (P/N: T1-HSAR01)
with Helical Coil Antenna
(P/N: KRE1011219/10)**



**EUT (P/N: T1-HSAR01)
with Quarter-Wave
Whip Antenna
(P/N: KRE1011223/10)**

EUT PHOTOGRAPHS



Back of EUT



Battery Compartment



Left Side of EUT



Right Side of EUT

EUT PHOTOGRAPHS



with Speaker-Mic Antenna Version Plus
(P/N: KRY1011617/184R1A)
Helical Coil Antenna
(P/N: KRE1011219/9)



with Speaker-Mic Antenna Version Plus
(P/N: KRY1011617/184R1A)
Helical Coil Antenna
(P/N: KRE1011219/10)



with Speaker-Mic Antenna Version Plus
(P/N: KRY1011617/184R1A)
Quarter-Wave Whip Antenna
(P/N: KRE1011223/10)



with Speaker-Mic Antenna Version Plus
(P/N: KRY1011617/184R1A)
Helical Coil Antenna
(P/N: KRE1011219/9)



with Speaker-Mic Antenna Version Plus
(P/N: KRY1011617/184R1A)
Helical Coil Antenna
(P/N: KRE1011219/10)



with Speaker-Mic Antenna Version Plus
(P/N: KRY1011617/184R1A)
Quarter-Wave Whip Antenna
(P/N: KRE1011223/10)

EUT PHOTOGRAPHS
Speaker-Microphone Antenna Version Plus
(P/N: KRY1011617/184R1A)



EUT PHOTOGRAPHS
Leather Case (Belt-Loop Type)
(P/N: KRY1011638/1)



EUT PHOTOGRAPHS
Leather Case (P/N: KRY1011639/1) & Belt-Loop (KRY1011609/1)



EUT PHOTOGRAPHS
Nylon Case (P/N: KRY1011648/1) & Belt-Loop (KRY1011609/1)



EUT PHOTOGRAPHS
Metal Belt-Clip (P/N: KRY1011647/1)



EUT PHOTOGRAPHS

Belt-Loop (P/N: KRY1011609/1) & Swivel Socket (P/N: KRY1011608/2)




**Belt-Loop
(P/N: KRY1011609/1)**



**Belt-Loop
(P/N: KRY1011609/1)**



**Swivel Socket
(P/N: KRY1011608/2)**



Swivel attached to EUT



**Swivel Socket
(P/N: KRY1011608/2)**



EUT without Swivel

EUT PHOTOGRAPHS
Nylon "T-Strap" (P/N: KRY1011656/1)



EUT PHOTOGRAPHS
Speaker-Microphone (P/N: KRY1011617/183R1A)



EUT PHOTOGRAPHS



Helical Coil Antenna – 378-403 MHz
(P/N: KRE1011219/9)



Helical Coil Antenna – 403-430 MHz
(P/N: KRE1011219/10)



Spring Whip Antenna – 378-430 MHz
(P/N: KRE1011223/10)

EUT PHOTOGRAPHS



Nickel Cadmium Battery – Non-Intrinsically Safe
(P/N: BKB191210/3)



Nickel Cadmium Battery – Intrinsically Safe
(P/N: BKB191210/5)



Nickel Metal Hydride Battery – Non-Intrinsically Safe
(P/N: BKB191210/4)



Nickel Metal Hydride Battery – Intrinsically Safe
(P/N: BKB191210/6)