


APPENDIX K: EXTERNAL PHOTOGRAPHS



PHOTOGRAPH 4: EUT TOP VIEW




PHOTOGRAPH 5: EUT BOTTOM VIEW



PHOTOGRAPH 6: EUT OUTPUT SIDE




PHOTOGRAPH 7: EUT SIDE VIEW



PHOTOGRAPH 8: EUT SIDE VIEW



PHOTOGRAPH 9: EUT END VIEW



PHOTOGRAPH 10: MAGNETIC MOUNT ANTENNA WITH CONNECTOR



PHOTOGRAPH 11: 0DB GLASS MOUNT ANTENNA WITH CABLES AND CONNECTORS