

EXHIBIT 3A**EXTERNAL PHOTOGRAPHS**

(Pursuant to FCC Part 2.1033(b)(7) and 2.1033(c)(12))

The following photographs are attached.

	<u>Exhibit</u>
1. Front View	3A
2. Rear View (FCC Label Location)	3B
3. Left View	3C
4. Right View	3D
5. Bottom View	3E
6. Top View	3F
7. System Front View	3G
8. System Rear View	3H
10. System Left Side View	3I
12. System Right Side View	3J
13. System Front View with Microphone Exposure Warning	3K

Exhibit 3A – Front View



Exhibit 3B – Rear View (FCC Label Location)




Exhibit 3C – Left View



Exhibit 3D – Right View



Exhibit 3E – Bottom View




Exhibit 3F – Top View



Exhibit 3G –System Front View



Exhibit 3H – System Rear View



Exhibit 3I – System Left Side View



Exhibit 3J – System Right Side View




Exhibit 3K – System Front View with Microphone Exposure Warning



Note: RF Exposure warning label placed on the microphone cable.

***** END *****