


EXHIBIT 3A**EXTERNAL PHOTOGRAPHS**

(Pursuant to FCC Part 2.1033(b)(7) and 2.1033(c)(12) and RSP 100 Annex C)

The following photographs are attached.

	<u>Exhibit</u>
1. Front View with control head	3A
2. Front View without control head	3B
3. Rear View 4050ip	3C
4. Rear View 4050se	3D
5. Control Head Rear View	3E
6. Top View	3F
7. Bottom View	3G
8. Side View	3H
9. Top View with Microphone	3G

Exhibit 3A – Front View with Control Head



4050ip / 4050se Front View with Control Head

Exhibit 3B – Front View without Control Head



4050ip / 4050se – Front View without Control Head


Exhibit 3C – Rear View 4050ip



Exhibit 3D – Rear View 4050se



Exhibit 3E – Control Head Rear View




4050ip / 4050se

Exhibit 3F – Top View



4050ip / 4050se

Exhibit 3F – Bottom View



4050ip / 4050se

Exhibit 3F – Side View



4050ip / 4050se

Exhibit 3G – Top View with Microphone



4050ip / 4050se

Note: RF Exposure warning label placed on the microphone cable.

***** END *****