



APPENDIX 1 PHOTOS TEST CONFIGURATION



01 CE Front View




02 CE Rear View






03 RE Front View(Below 1GHz)




04 RE Rear View(Below 1GHz)






05 RE Front View(Above 1GHz)



06 RE Rear View (Above 1GHz)





07 RF Conducted

