



### Test Setup Photographs for the ARC-AC3

#### 1. Radiated Emissions

##### 1.1. Configuration 1: Radiated measurements above 30 MHz in a Semi-anechoic chamber



**Photo 1**



**Photo 2**


**Radiated Emissions (continued)**



**Photo 3**

**Radiated Emissions (continued)**

1.2. Configuration 2: Radiated measurements below 30 MHz in a Semi-anechoic chamber



**Photo 1**




**Photo 2**

**Radiated Emissions (continued)**

- 1.3. Configuration 3: Radiated measurements below 30 MHz on an Open Field Test Site at 3 metres.



**Photo 1**



**Photo 2**

**Radiated Emissions (continued)**

1.4. Configuration 4: Radiated measurements below 30 MHz on an Open Field Test Site at 30 metres.



**Photo 1**



**Photo 2**

**Radiated Emissions (continued)**

1.5. Configuration 5: Radiated measurements below 30 MHz on an Open Field Test Site at 300 metres.



**Photo 1**



**Photo 2**

2. AC Conducted Emissions




Photo 1



Photo 2