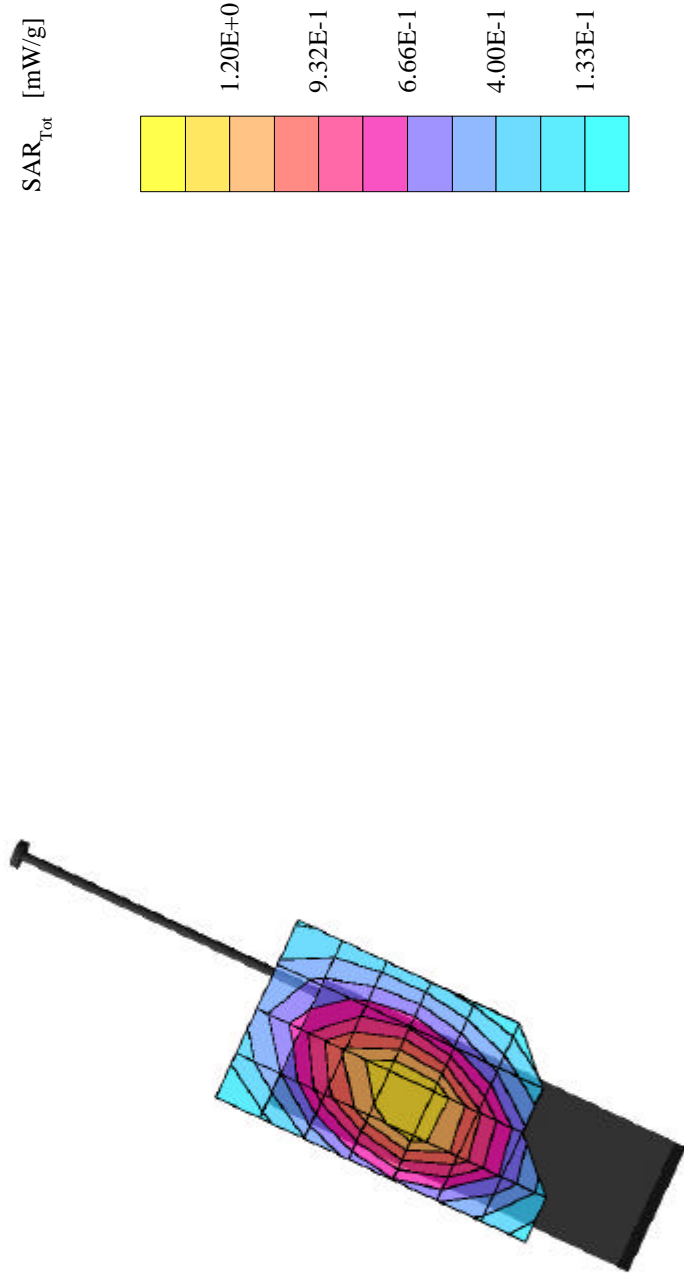


7GP P5K8C #1120, CDMA Ch1013, FCC compliance, conducted power=25.7dBm (Hdet=640), Head level.

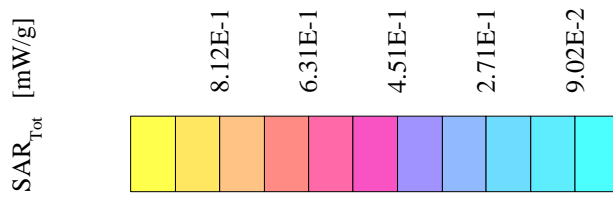
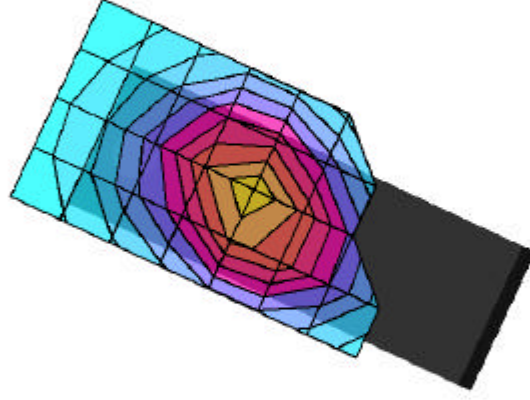
SAR (1g): 1.35 [mW/g] ± 0.11 dB, SAR (10g): 0.970 [mW/g] ± 0.09 dB
Cubes (2) (Worst-case extrapolation)
Coarse: Dx = 15.0, Dy = 15.0, Dz = 10.0
Generic Twin Phantom; Left Hand Section
Probe: ET3DV5 - SN1353; ConvF(5.70,5.70,5.70)
Brain 900 MHz: $\sigma = 0.87$ [mho/m] $\epsilon_r = 43.4$ $\rho = 1.00$ [g/cm³]
File Name: 7GP #1120, CDMA Ch1013, 06-28-01.DA3
Operator: DL



06/28/01

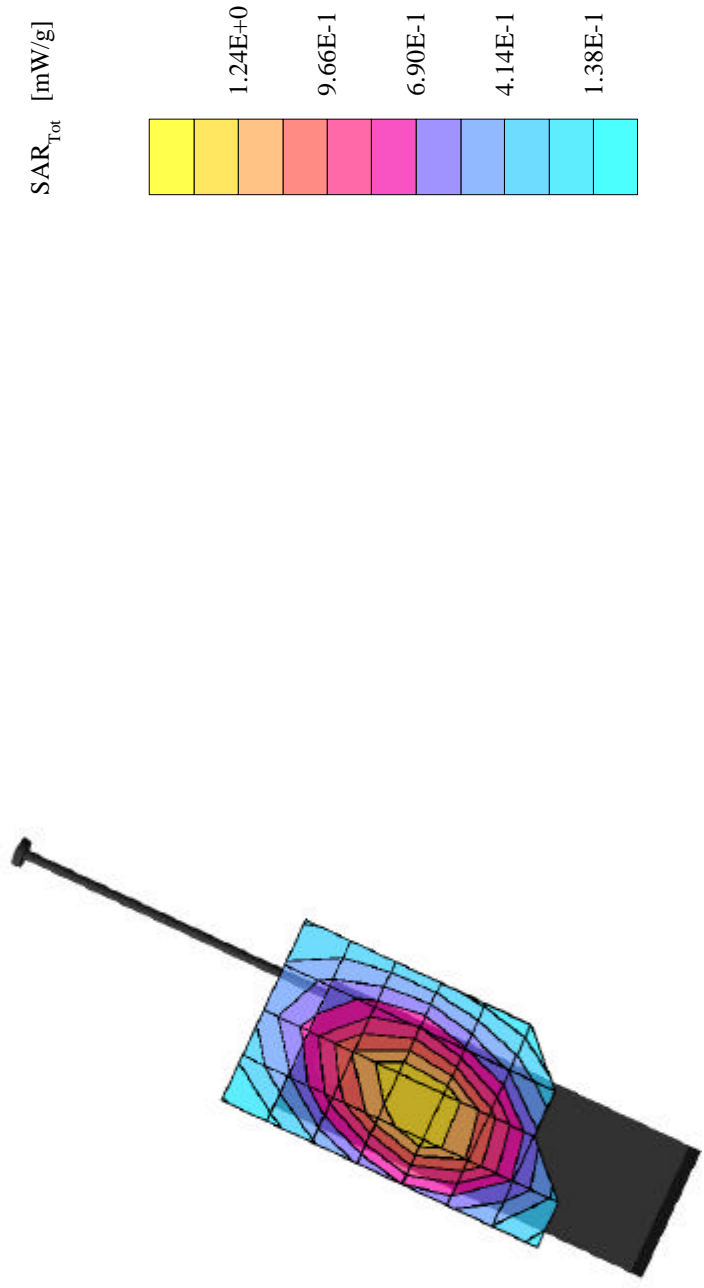
7GP P5K8C #1120, CDMA Ch1013, FCC compliance, conducted power=25.7dBm (Hdet=640), Head level.

SAR (1g): 0.851 [mW/g] \pm 0.08 dB, SAR (10g): 0.604 [mW/g] \pm 0.08 dB
Cubes (2) (Worst-case extrapolation)
Coarse: Dx = 15.0, Dy = 15.0, Dz = 10.0
Generic Twin Phantom; Left Hand Section
Probe: ET3DV5 - SN1353; ConvF(5.70,5.70,5.70)
Brain 900 MHz: $\sigma = 0.87$ [mho/m] $\epsilon_r = 43.4$ $\rho = 1.00$ [g/cm³]
File Name: 7GP #1120, CDMA Ch1013, 06-28-01.DA3
Operator: DL



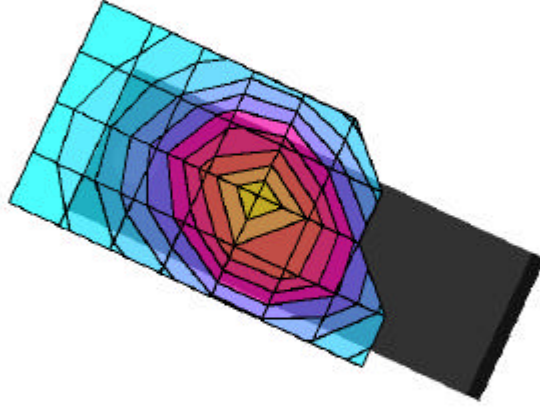
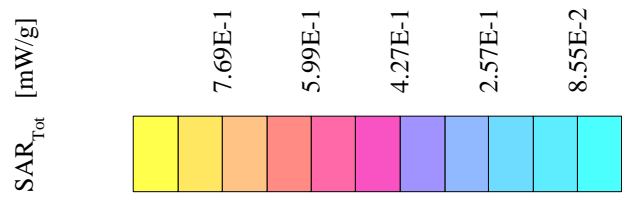
7GP P5K8C #1120, CDMA Ch383, FCC compliance, conducted power=25.7dBm (Hdet=628), Head level.

SAR (1g): 1.39 [mW/g] \pm 0.09 dB, SAR (10g): 1.00 [mW/g] \pm 0.12 dB
Cubes (2) (Worst-case extrapolation)
Coarse: Dx = 15.0, Dy = 15.0, Dz = 10.0
Generic Twin Phantom; Left Hand Section
Probe: ET3DV5 - SN1353; ConvF(5.70,5.70,5.70)
Brain 900 MHz: $\sigma = 0.87$ [mho/m] $\epsilon_r = 43.4$ $\rho = 1.00$ [g/cm³]
File Name: 7GP #1120, CDMA Ch383, 06-28-01.DA3
Operator: DL



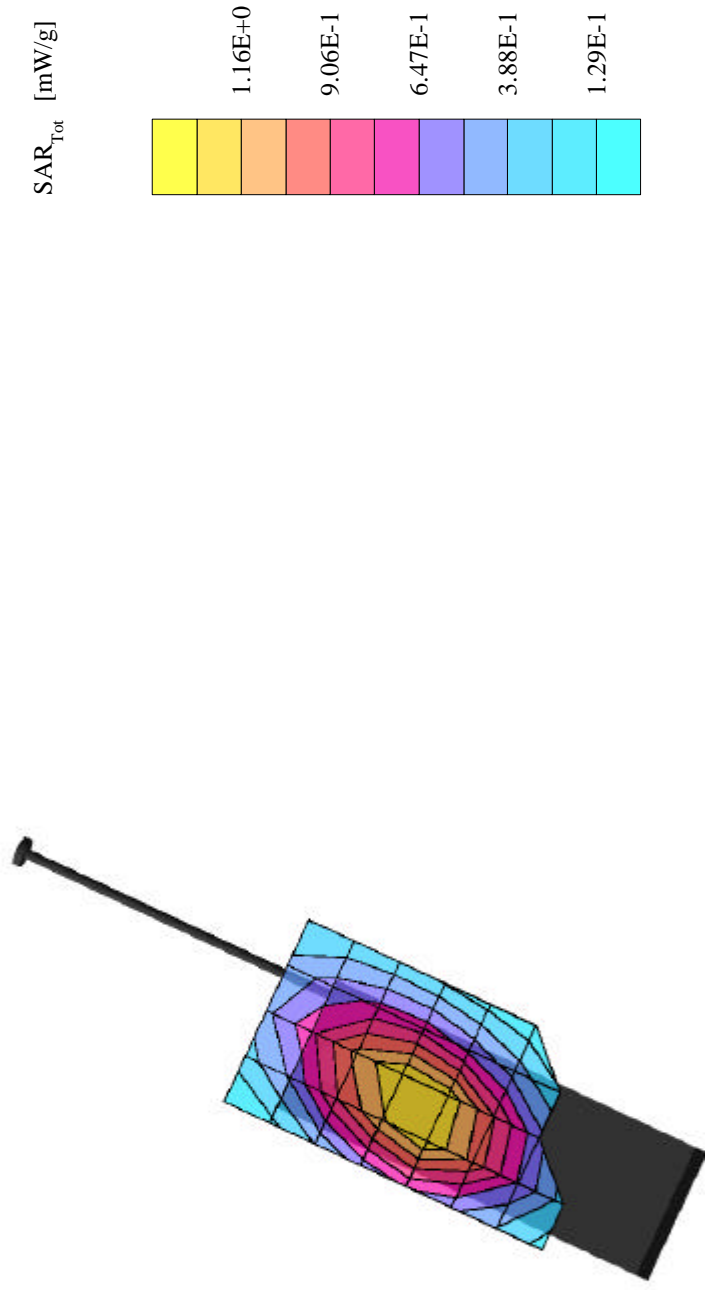
7GP P5K8C #1120, CDMA Ch383, FCC compliance, conducted power=25.7dBm (Hdet=628), Head level.

SAR (1g): 0.795 [mW/g] ± 0.10 dB, SAR (10g): 0.562 [mW/g] ± 0.09 dB
Cubes (2) (Worst-case extrapolation)
Coarse: Dx = 15.0, Dy = 15.0, Dz = 10.0
Generic Twin Phantom; Left Hand Section
Probe: ET3DV5 - SN1353; ConvF(5.70,5.70,5.70)
Brain 900 MHz: $\sigma = 0.87$ [mho/m] $\epsilon_r = 43.4$ $\rho = 1.00$ [g/cm³]
File Name: 7GP #1120, CDMA Ch383, 06-28-01.DA3
Operator: DL



7GP P5K8C #1120, CDMA Ch777, FCC compliance, conducted power=25.7dBm (Hdet=608), Head level.

SAR (1g): 1.32 [mW/g] ± 0.09 dB, SAR (10g): 0.950 [mW/g] ± 0.08 dB
Cubes (2) (Worst-case extrapolation)
Coarse: Dx = 15.0, Dy = 15.0, Dz = 10.0
Generic Twin Phantom; Left Hand Section
Probe: ET3DV5 - SN1353; ConvF(5.70,5.70,5.70)
Brain 900 MHz: $\sigma = 0.87$ [mho/m] $\epsilon_r = 43.4$ $\rho = 1.00$ [g/cm³]
File Name: 7GP #1120, CDMA Ch777, 06-28-01.DA3
Operator: DL



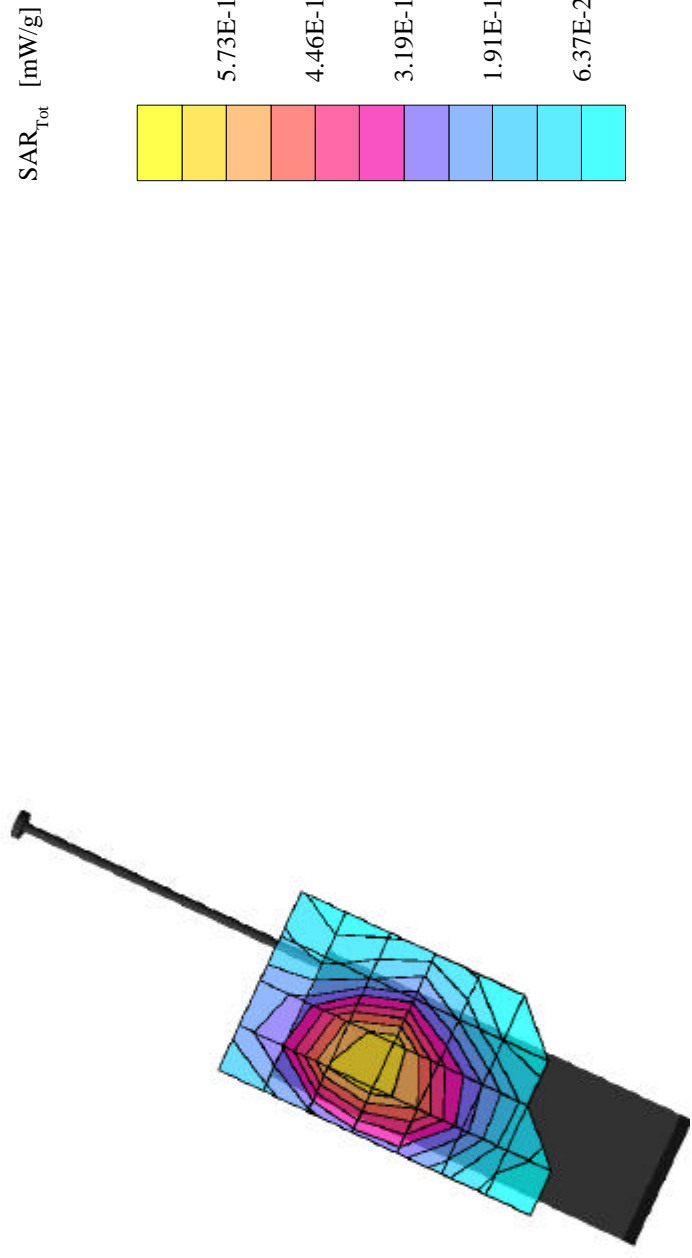
7GP P5K8C #1120, CDMA Ch777, FCC compliance, conducted power=25.7dBm (Hdet=608), Head level.

SAR (1g): 0.983 [mW/g] \pm 0.06 dB, SAR (10g): 0.692 [mW/g] \pm 0.06 dB
Cubes (2) (Worst-case extrapolation)
Coarse: Dx = 15.0, Dy = 15.0, Dz = 10.0
Generic Twin Phantom; Left Hand Section
Probe: ET3DV5 - SN1353; ConvF(5.70,5.70,5.70)
Brain 900 MHz: $\sigma = 0.87$ [mho/m] $\epsilon_r = 43.4$ $\rho = 1.00$ [g/cm³]
File Name: 7GP #1120, CDMA Ch777, 06-28-01.DA3
Operator: DL



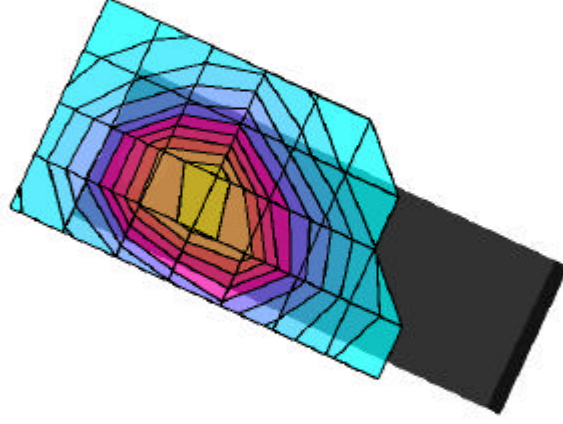
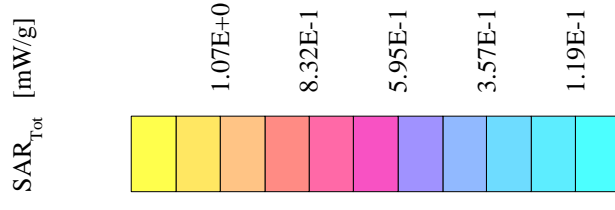
7GP P5K8C #1120, PCS Ch25, FCC compliance, conducted power=24.2dBm (Hdet=327), Head level.

SAR (1g): 0.720 [mW/g] \pm 0.05 dB, SAR (10g): 0.421 [mW/g] \pm 0.05 dB
Cubes (2) (Worst-case extrapolation)
Coarse: Dx = 15.0, Dy = 15.0, Dz = 10.0
Generic Twin Phantom; Left Hand Section
Probe: ET3DV5 - SN1353; ConvF(5.00,5.00,5.00)
Brain 1800 MHz: $\sigma = 1.64$ [mho/m] $\epsilon_r = 40.3$ $\rho = 1.00$ [g/cm³]
File Name: 7GP #1120, PCS Ch25, 06-26-01.DA3
Operator: DL



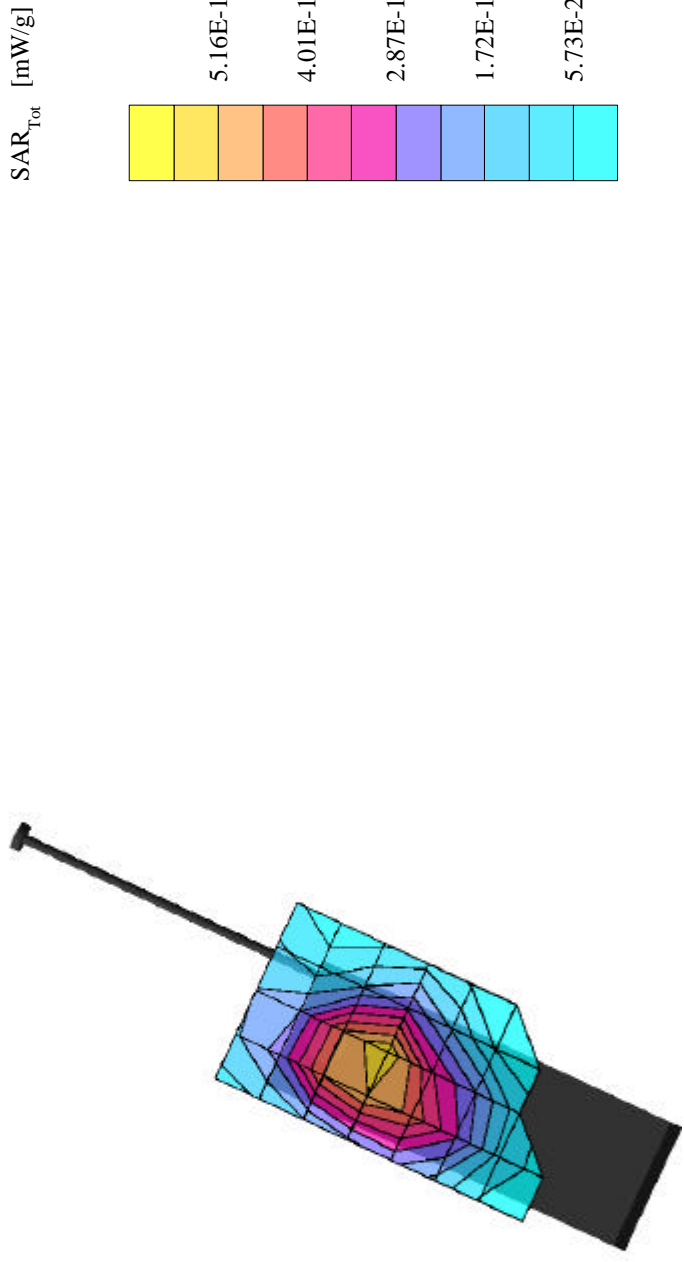
7GP P5K8C #1120, PCS Ch25, FCC compliance, conducted power=24.2dBm (Hdet=327), Head level.

SAR (1g): 1.28 [mW/g] ± 0.03 dB, SAR (10g): 0.757 [mW/g] ± 0.00 dB
Cubes (2) (Worst-case extrapolation)
Coarse: Dx = 15.0, Dy = 15.0, Dz = 10.0
Generic Twin Phantom; Left Hand Section
Probe: ET3DV5 - SN1353; ConvF(5.00,5.00,5.00)
Brain 1800 MHz: $\sigma = 1.64$ [mho/m] $\epsilon_r = 40.3$ $\rho = 1.00$ [g/cm³]
File Name: 7GP #1120, PCS Ch25, 06-26-01.DA3
Operator: DL




7GP P5K8C #1120, PCS Ch600, FCC compliance, conducted power=24.2dBm (Hdet=325), Head level.

SAR (1g): 0.622 [mW/g] ± 0.04 dB, SAR (10g): 0.360 [mW/g] ± 0.04 dB
Cubes (2) (Worst-case extrapolation)
Coarse: Dx = 15.0, Dy = 15.0, Dz = 10.0
Generic Twin Phantom; Left Hand Section
Probe: ET3DV5 - SN1353; ConvF(5.00,5.00,5.00)
Brain 1800 MHz: $\sigma = 1.64$ [mho/m] $\epsilon_r = 40.3$ $\rho = 1.00$ [g/cm³]
File Name: 7GP #1120, PCS Ch600, 06-26-01.DA3
Operator: DL



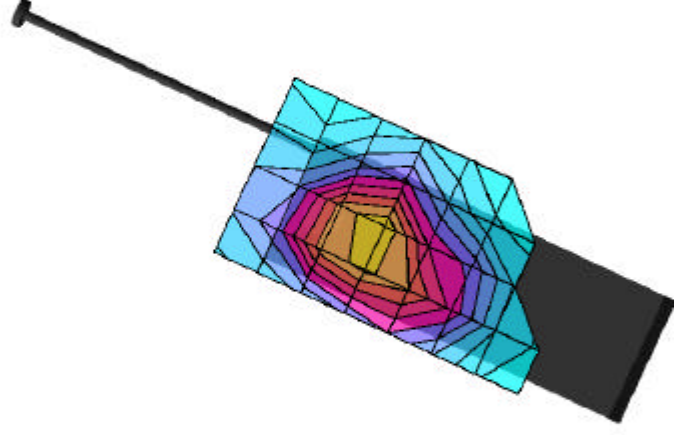
7GP P5K8C #1120, PCS Ch600, FCC compliance, conducted power=24.2dBm (Hdet=325), Head level.

SAR (1g): 1.17 [mW/g] ± 0.01 dB, SAR (10g): 0.684 [mW/g] ± 0.00 dB
Cubes (2) (Worst-case extrapolation)
Coarse: Dx = 15.0, Dy = 15.0, Dz = 10.0
Generic Twin Phantom; Left Hand Section
Probe: ET3DV5 - SN1353; ConvF(5.00,5.00,5.00)
Brain 1800 MHz: $\sigma = 1.64$ [mho/m] $\epsilon_r = 40.3$ $\rho = 1.00$ [g/cm³]
File Name: 7GP #1120, PCS Ch600, 06-26-01.DA3
Operator: DL



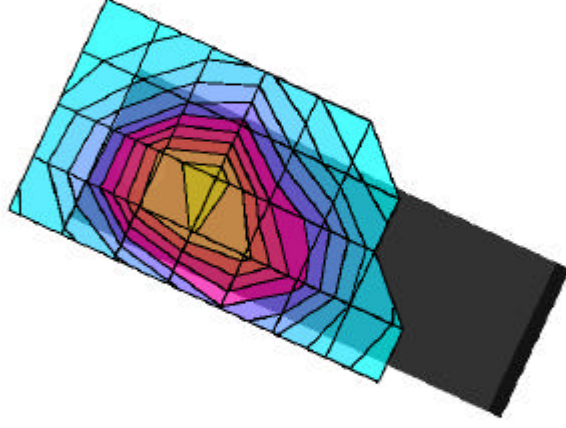
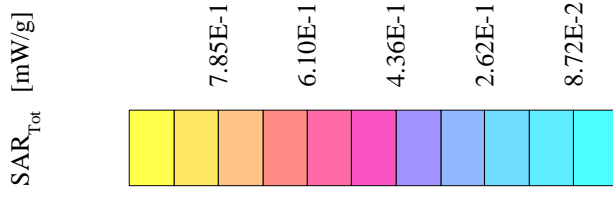
7GP P5K8C #1120, PCS Ch1175, FCC compliance, conducted power=24.2dBm (Hdet=374), Head level.

SAR (1g): 0.511 [mW/g] ± 0.03 dB, SAR (10g): 0.290 [mW/g] ± 0.02 dB
Cubes (2) (Worst-case extrapolation)
Coarse: Dx = 15.0, Dy = 15.0, Dz = 10.0
Generic Twin Phantom; Left Hand Section
Probe: ET3DV5 - SN1353; ConvF(5.00,5.00,5.00)
Brain 1800 MHz: $\sigma = 1.64$ [mho/m] $\epsilon_r = 40.3$ $\rho = 1.00$ [g/cm³]
File Name: 7GP #1120, PCS Ch1175, 06-26-01.DA3
Operator: DL



7GP P5K8C #1120, PCS Ch1175, FCC compliance, conducted power=24.2dBm (Hdet=374), Head level.

SAR (1g): 0.959 [mW/g] ± 0.01 dB, SAR (10g): 0.546 [mW/g] ± 0.01 dB
Cubes (2) (Worst-case extrapolation)
Coarse: Dx = 15.0, Dy = 15.0, Dz = 10.0
Generic Twin Phantom; Left Hand Section
Probe: ET3DV5 - SN1353; ConvF(5.00,5.00,5.00)
Brain 1800 MHz: $\sigma = 1.64$ [mho/m] $\epsilon_r = 40.3$ $\rho = 1.00$ [g/cm³]
File Name: 7GP #1120, PCS Ch1175, 06-26-01.DA3
Operator: DL



KWC-7GP #1120, FM ch991, w/beltclip, conducted power=25.5dBm, Hdet=634

SAR (1g): 0.442 [mW/g] \pm 0.03 dB, SAR (10g): 0.322 [mW/g] \pm 0.03 dB

Cubes (2) (Worst-case extrapolation)


Generic Twin Phantom; Flat Section

Probe: ET3DV5 - SNI353; ConvF(5.36,5.36,5.36)

Muscle 900 MHz: $\sigma = 0.95$ [mho/m] $\epsilon_r = 56.6$ $\rho = 1.00$ [g/cm³]

File Name: KWC-7GP #1120, FM ch991, muscle, with beltclip, 07-10-01.DA3

Operator: DWS



KWC-7GP #1120, FM ch991, w/beltclip, conducted power=25.5dBm, Hdet=634

SAR (1g): 0.533 [mW/g] ± 0.02 dB, SAR (10g): 0.389 [mW/g] ± 0.01 dB

Cubes (2) (Worst-case extrapolation)

Generic Twin Phantom; Flat Section

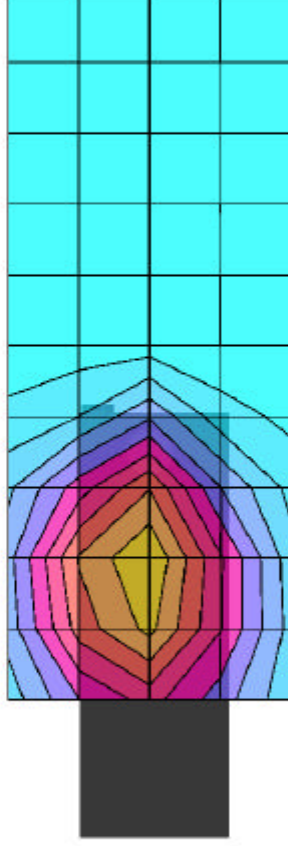
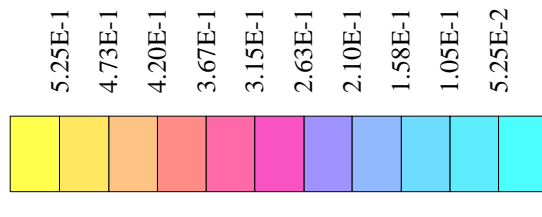
Probe: ET3DV5 - SNI353; ConvF(5.36,5.36,5.36)

Muscle 900 MHz: $\sigma = 0.95$ [mho/m] $\epsilon_r = 56.6$ $\rho = 1.00$ [g/cm³]

File Name: KWC-7GP #1120, FM ch991, muscle, with beltclip, 07-10-01.DA3


Operator: DWS

SAR_{Tot} [mW/g]



KWC-7GP #1120, FM ch383, w/beltclip, conducted power=25.5dBm, Hdet=601

SAR (1g): 0.327 [mW/g] \pm 0.03 dB, SAR (10g): 0.236 [mW/g] \pm 0.01 dB
Cubes (2) (Worst-case extrapolation)
Coarse: Dx = 20.0, Dy = 20.0, Dz = 10.0
Generic Twin Phantom; Flat Section
Probe: ET3DV5 - SN1353; ConvF(5.36,5.36,5.36)
Muscle 900 MHz: $\sigma = 0.95$ [mho/m] $\epsilon_r = 56.6$ $\rho = 1.00$ [g/cm³]
File Name: KWC-7GP #1120, FM ch383, muscle, with beltclip, 07-10-01.DA3
Operator: DL



KWC-7GP #1120, FM ch383, w/beltclip, conducted power=25.5dBm, Hdet=601

SAR (1g): 0.569 [mW/g] \pm 0.04 dB, SAR (10g): 0.418 [mW/g] \pm 0.04 dB

Cubes (2) (Worst-case extrapolation)

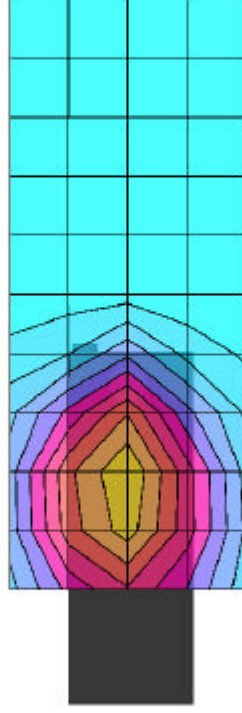
Generic Twin Phantom: Flat Section

Probe: ET3DV5 - SN1353; ConvF(5.36,5.36,5.36)

Muscle 900 MHz: $\sigma = 0.95$ [mho/m] $\epsilon_r = 56.6$ $\rho = 1.00$ [g/cm³]

File Name: KWC-7GP #1120, FM ch383, muscle, with beltclip, 07-10-01.DA3

Operator: DWS



KWC-7GP #1120, FM ch799, w/beltclip, conducted power=25.5dBm, Hdet=596

SAR (1g): 0.385 [mW/g] \pm 0.04 dB, SAR (10g): 0.277 [mW/g] \pm 0.05 dB

Cubes (2) (Worst-case extrapolation)

Generic Twin Phantom; Flat Section


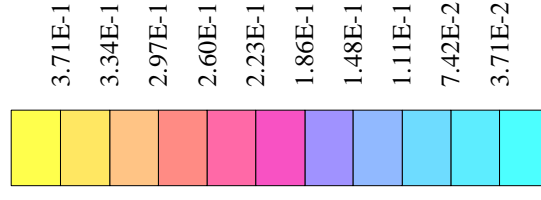
Probe: ET3DV5 - SNI353; ConvF(5.36,5.36,5.36)

Muscle 900 MHz: $\sigma = 0.95$ [mho/m] $\epsilon_r = 56.6$ $\rho = 1.00$ [g/cm³]

File Name: KWC-7GP #1120, FM ch799, muscle, with beltclip, 07-10-01.DA3

Operator: DWS

SAR_{Tot} [mW/g]



KWC-7GP #1120, FM ch799, w/beltclip, conducted power=25.5dBm, Hdet=596

SAR (1g): 0.517 [mW/g] \pm 0.01 dB, SAR (10g): 0.379 [mW/g] \pm 0.02 dB

Cubes (2) (Worst-case extrapolation)

Generic Twin Phantom; Flat Section

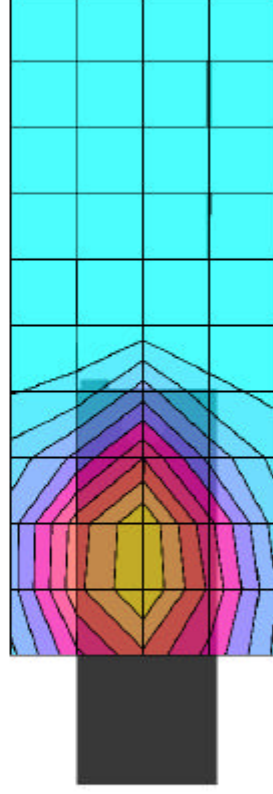
Probe: ET3DV5 - SNI353; ConvF(5.36,5.36,5.36)

Muscle 900 MHz: $\sigma = 0.95$ [mho/m] $\epsilon_r = 56.6$ $\rho = 1.00$ [g/cm³]

File Name: KWC-7GP #1120, FM ch799, muscle, with beltclip, 07-10-01.DA3

Operator: DWS

SAR_{Tot} [mW/g]



KWC-7GP #1120, CMDA ch1013, with beltclip, conducted power=25.7dBm, Hdet=640

SAR (1g): 0.418 [mW/g] ± 0.01 dB, SAR (10g): 0.303 [mW/g] ± 0.02 dB

Cubes (2) (Worst-case extrapolation)

Generic Twin Phantom; Flat Section

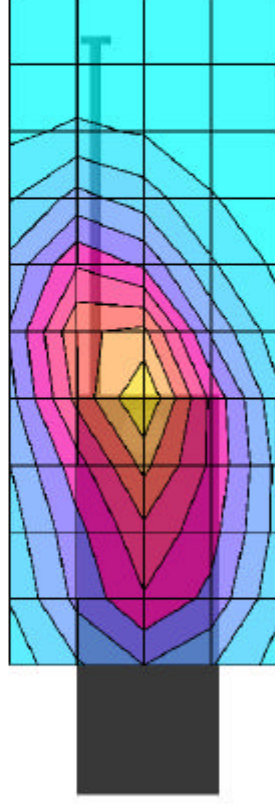
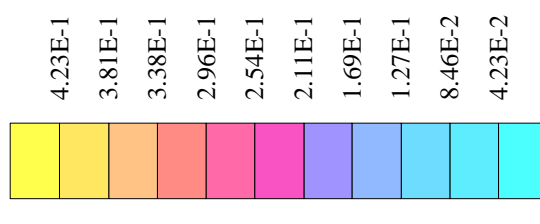
Probe: ET3DV5 - SNI353; ConvF(5.36,5.36,5.36)

Muscle 900 MHz: $\sigma = 0.95$ [mho/m] $\epsilon_r = 56.1$ $\rho = 1.00$ [g/cm³]

File Name: KWC-7GP #1120, CMDA ch1013, muscle, with beltclip, 07-11-01.DA3

Operator: DWS

SAR_{Tot} [mW/g]



KWC-7GP #1120, CMDA ch1013, with beltclip, conducted power=25.7dBm, Hdet=640

SAR (1g): 0.452 [mW/g] ± 0.03 dB, SAR (10g): 0.332 [mW/g] ± 0.03 dB

Cubes (2) (Worst-case extrapolation)

Generic Twin Phantom; Flat Section

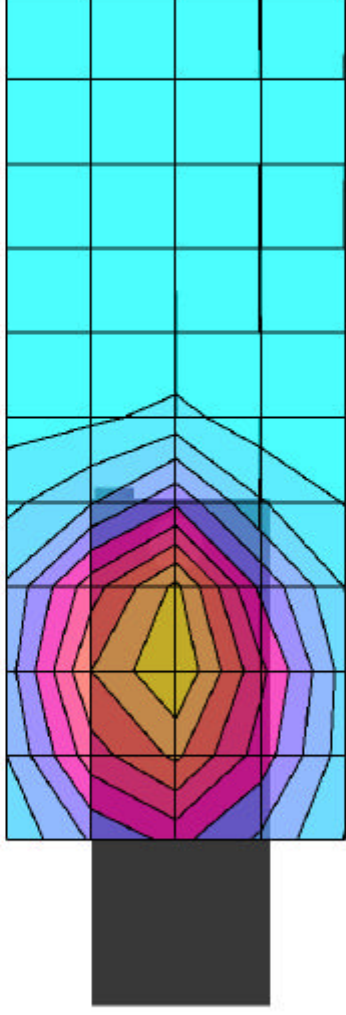
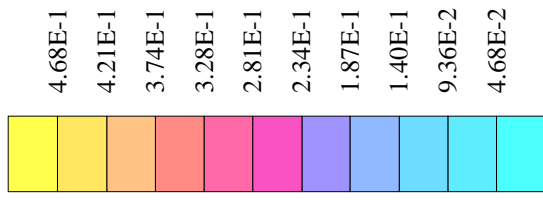
Probe: ET3DV5 - SNI353; ConvF(5.36,5.36,5.36)

Muscle 900 MHz: $\sigma = 0.95$ [mho/m] $\epsilon_r = 56.1$ $\rho = 1.00$ [g/cm³]

File Name: KWC-7GP #1120, CMDA ch1013, muscle, with beltclip, 07-11-01.DA3

Operator: DWS

SAR_{Tot} [mW/g]



KWC-7GP #1120, CMDA ch383, with beltclip, conducted power=25.7dBm, Hdet=628

SAR (1g): 0.312 [mW/g] \pm 0.02 dB, SAR (10g): 0.227 [mW/g] \pm 0.01 dB

Cubes (2) (Worst-case extrapolation)

Generic Twin Phantom; Flat Section

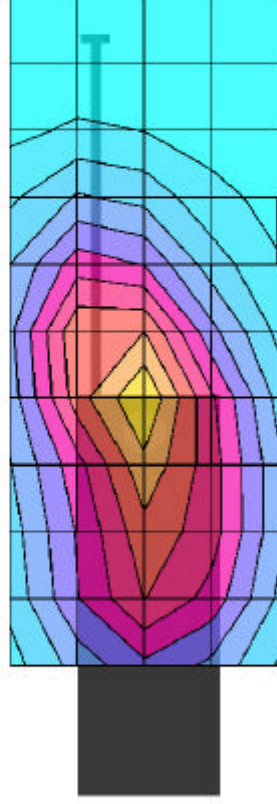
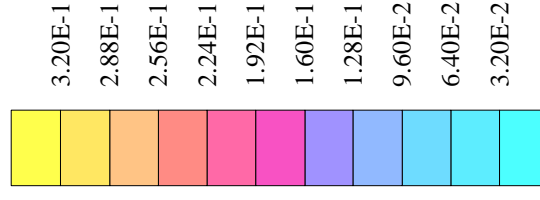
Probe: ET3DV5 - SNI353; ConvF(5.36,5.36,5.36)

Muscle 900 MHz: $\sigma = 0.95$ [mho/m] $\epsilon_r = 56.1$ $\rho = 1.00$ [g/cm³]

File Name: KWC-7GP #1120, CMDA ch383, muscle, with beltclip, 07-11-01.DA3

Operator: DWS

SAR_{Tot} [mW/g]



KWC-7GP #1120, CMDA ch383, with beltclip, conducted power=25.7dBm, Hdet=628

SAR (1g): 0.563 [mW/g] \pm 0.05 dB, SAR (10g): 0.409 [mW/g] \pm 0.05 dB

Cubes (2) (Worst-case extrapolation)

Generic Twin Phantom; Flat Section

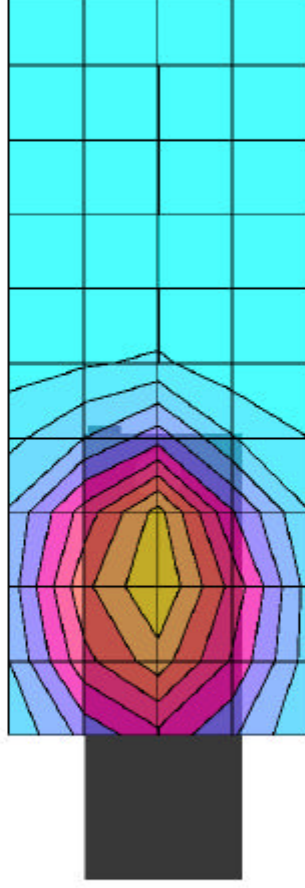
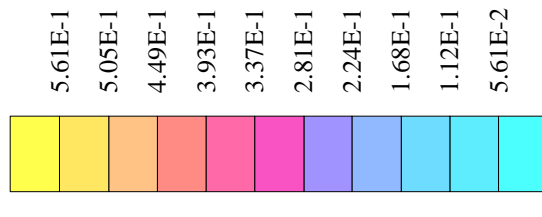
Probe: ET3DV5 - SNI353; ConvF(5.36,5.36,5.36)

Muscle 900 MHz: $\sigma = 0.95$ [mho/m] $\epsilon_r = 56.1$ $\rho = 1.00$ [g/cm³]

File Name: KWC-7GP #1120, CMDA ch383, muscle, with beltclip, 07-11-01.DA3

Operator: DWS

SAR_{Tot} [mW/g]



KWC-7GP #1120, CMDA ch777, with beltclip, conducted power=25.7dBm, Hdet=608

SAR (1g): 0.389 [mW/g] ± 0.01 dB, SAR (10g): 0.279 [mW/g] ± 0.03 dB

Cubes (2) (Worst-case extrapolation)

Generic Twin Phantom; Flat Section


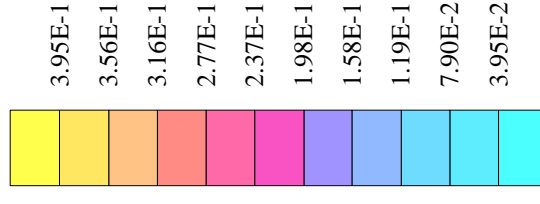
Probe: ET3DV5 - SNI353; ConvF(5.36,5.36,5.36)

Muscle 900 MHz: $\sigma = 0.95$ [mho/m] $\epsilon_r = 56.1$ $\rho = 1.00$ [g/cm³]

File Name: KWC-7GP #1120, CMDA ch777, muscle, with beltclip, 07-11-01.DA3

Operator: DWS

SAR_{Tot} [mW/g]



KWC-7GP #1120, CMDA ch777, with beltclip, conducted power=25.7dBm, Hdet=608

SAR (1g): 0.528 [mW/g] ± 0.00 dB, SAR (10g): 0.386 [mW/g] ± 0.00 dB

Cubes (2) (Worst-case extrapolation)

Generic Twin Phantom; Flat Section

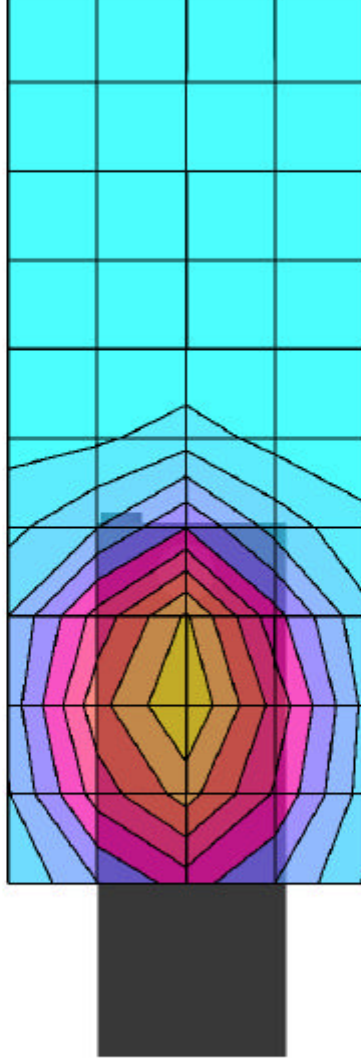
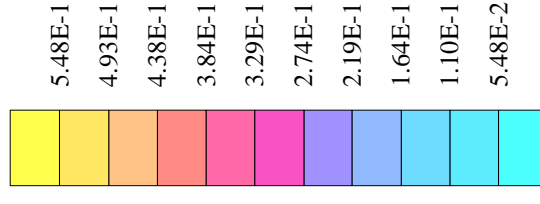
Probe: ET3DV5 - SNI353; ConvF(5.36,5.36,5.36)

Muscle 900 MHz: $\sigma = 0.95$ [mho/m] $\epsilon_r = 56.1$ $\rho = 1.00$ [g/cm³]

File Name: KWC-7GP #1120, CMDA ch777, muscle, with beltclip, 07-11-01.DA3

Operator: DWS

SAR_{Tot} [mW/g]



KWC-7GP #1120, PCS ch25, with beltclip, conducted power=24.2dBm, Hdet=327

SAR (1g): 0.642 [mW/g] \pm 0.12 dB, SAR (10g): 0.360 [mW/g] \pm 0.09 dB

Cubes (2) (Worst-case extrapolation)

Generic Twin Phantom; Flat Section

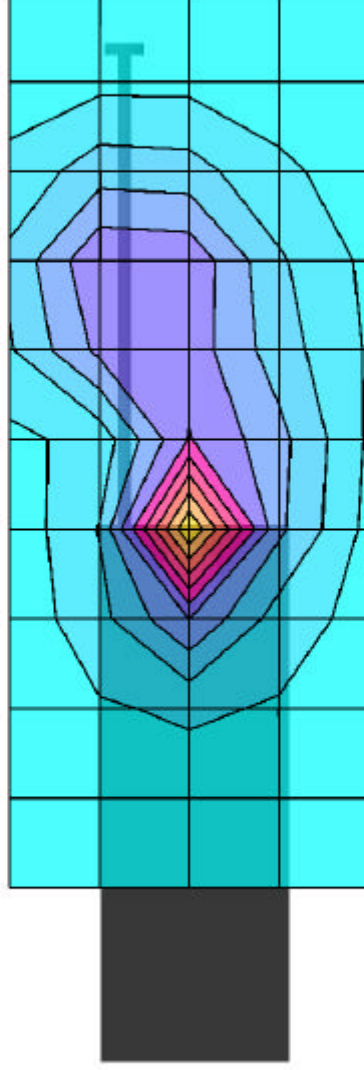
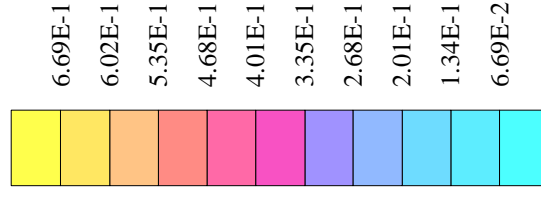
Probe: ET3DV5 - SNI353; ConvF(4.50,4.50,4.50)

Muscle 1800 MHz: $\sigma = 1.52$ [mho/m] $\epsilon_r = 54.6$ $\rho = 1.00$ [g/cm³]

File Name: KWC-7GP #1120, PCS ch25, muscle, with beltclip, 07-11-01.DA3

Operator: DWS

SAR_{Tot} [mW/g]



KWC-7GP #1120, PCS ch25, with beltclip, conducted power=24.2dBm, Hdet=327

SAR (1g): 0.525 [mW/g] \pm 0.01 dB, SAR (10g): 0.312 [mW/g] \pm 0.03 dB

Cubes (2) (Worst-case extrapolation)

Generic Twin Phantom; Flat Section

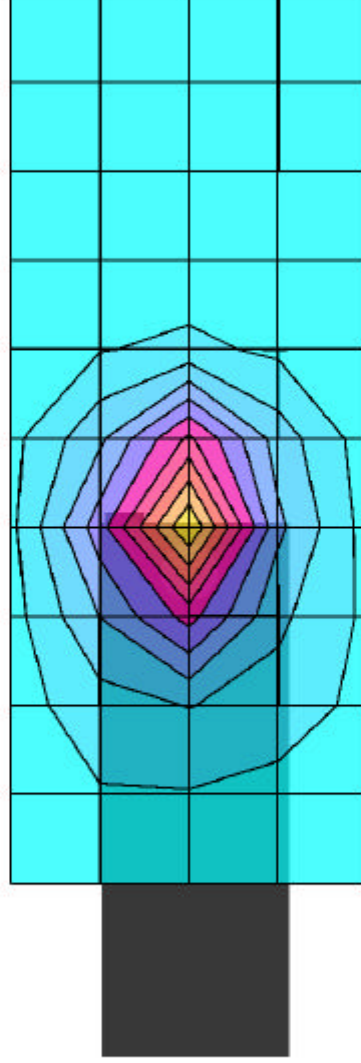
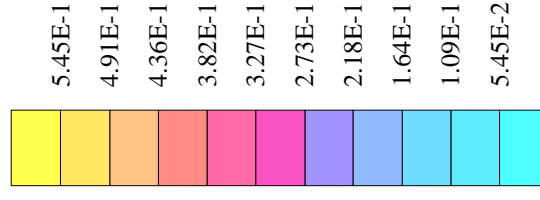
Probe: ET3DV5 - SNI353; ConvF(4.50,4.50,4.50)

Muscle 1800 MHz: $\sigma = 1.52$ [mho/m] $\epsilon_r = 54.6$ $\rho = 1.00$ [g/cm³]

File Name: KWC-7GP #1120, PCS ch25, muscle, with beltclip, 07-11-01.DA3

Operator: DWS

SAR_{Tot} [mW/g]



07/11/01

KWC-7GP #1120, PCS ch600, with beltclip, conducted power=24.2dBm, Hdet=327

SAR (1g): 0.345 [mW/g] \pm 0.10 dB, SAR (10g): 0.197 [mW/g] \pm 0.08 dB

Cubes (2) (Worst-case extrapolation)

Coarse: Dx = 20.0, Dy = 20.0, Dz = 10.0

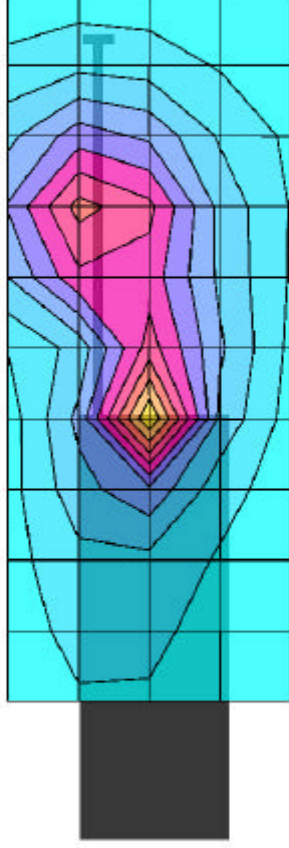
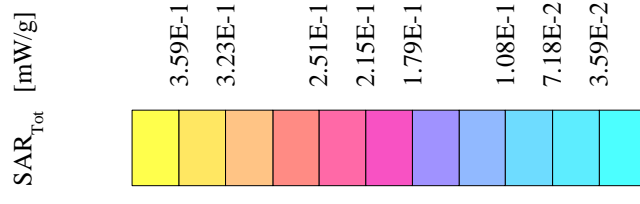
Generic Twin Phantom: Flat Section

Probe: ET3DV5 - SNI1353; ConvF(4.50,4.50,4.50)

Muscle 1800 MHz: $\sigma = 1.52$ [mho/m] $\epsilon_r = 54.6$ $\rho = 1.00$ [g/cm³]

File Name: KWC-7GP #1120, PCS ch600, muscle, with beltclip, 07-11-01.DA3

Operator: DL



KWC-7GP #1120, PCS ch600, with beltclip, conducted power=24.2dBm, Hdet=327

SAR (1g): 0.472 [mW/g] \pm 0.00 dB, SAR (10g): 0.283 [mW/g] \pm 0.02 dB

Cubes (2) (Worst-case extrapolation)

Generic Twin Phantom; Flat Section

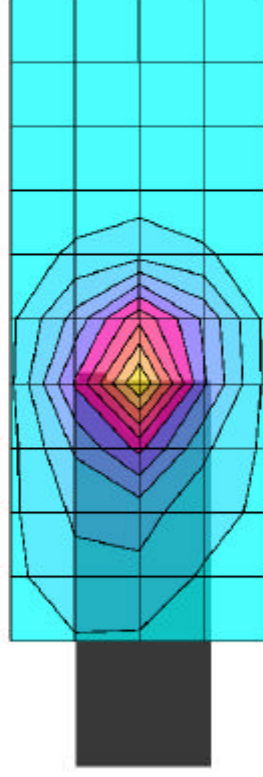
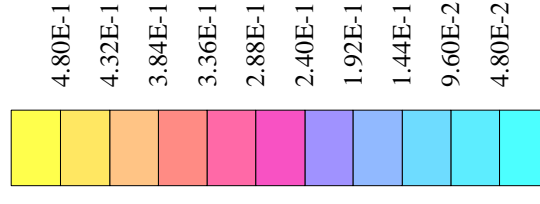
Probe: ET3DV5 - SNI353; ConvF(4.50,4.50,4.50)

Muscle 1800 MHz: $\sigma = 1.52$ [mho/m] $\epsilon_r = 54.6$ $\rho = 1.00$ [g/cm³]

File Name: KWC-7GP #1120, PCS ch600, muscle, with beltclip, 07-11-01.DA3

Operator: DWS

SAR_{Tot} [mW/g]



07/11/01

KWC-7GP #1120, PCS ch1175, with beltclip, conducted power=24.2dBm, Hdet=374

SAR (1g): 0.284 [mW/g] \pm 0.07 dB, SAR (10g): 0.161 [mW/g] \pm 0.08 dB

Cubes (2) (Worst-case extrapolation)

Coarse: Dx = 20.0, Dy = 20.0, Dz = 10.0

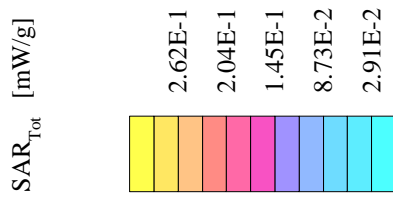
Generic Twin Phantom: Flat Section

Probe: ET3DV5 - SNI1353; ConvF(4.50,4.50,4.50)

Muscle 1800 MHz: $\sigma = 1.52$ [mho/m] $\epsilon_r = 54.6$ $\rho = 1.00$ [g/cm³]

File Name: KWC-7GP #1120, PCS ch1175, muscle, with beltclip, 07-11-01.DA3

Operator: DL



07/11/01

KWC-7GP #1120, PCS ch1175, with beltclip, conducted power=24.2dBm, Hdet=374

SAR (1g): 0.458 [mW/g] \pm 0.02 dB, SAR (10g): 0.269 [mW/g] \pm 0.04 dB

Cubes (2) (Worst-case extrapolation)

Coarse: Dx = 20.0, Dy = 20.0, Dz = 10.0

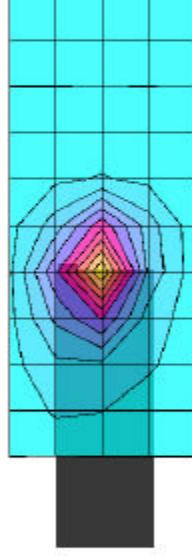
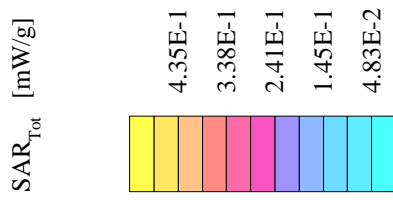
Generic Twin Phantom: Flat Section

Probe: ET3DV5 - SNI1353; ConvF(4.50,4.50,4.50)

Muscle 1800 MHz: $\sigma = 1.52$ [mho/m] $\epsilon_r = 54.6$ $\rho = 1.00$ [g/cm³]

File Name: KWC-7GP #1120, PCS ch1175, muscle, with beltclip, 07-11-01.DA3

Operator: DL



07/10/01

KWC-7GP #1120, FM ch991, without beltclip, conducted power=25.5dBm, Hdet=634

SAR (1g): 0.362 [mW/g] ± 0.10 dB, SAR (10g): 0.265 [mW/g] ± 0.09 dB

Cubes (2) (Worst-case extrapolation)

Coarse: Dx = 20.0, Dy = 20.0, Dz = 10.0

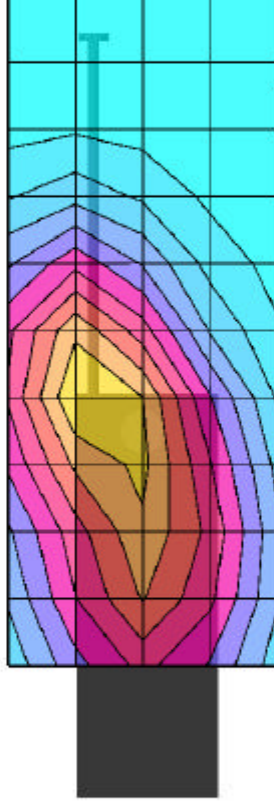
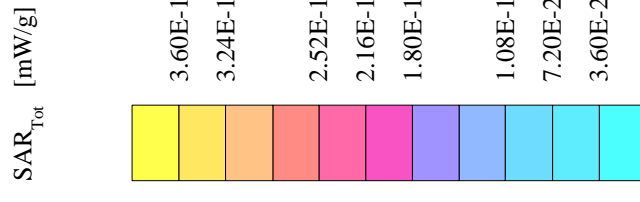
Generic Twin Phantom: Flat Section

Probe: ET3DV5 - SNI1353; ConvF(5.36,5.36,5.36)

Muscle 900 MHz: $\sigma = 0.95$ [mho/m] $\epsilon_r = 56.6$ $\rho = 1.00$ [g/cm³]

File Name: KWC-7GP #1120, FM ch991, muscle, without bc, 23.5mm space, 07-10-01.DA3

Operator: DL



07/10/01

KWC-7GP #1120, FM ch991, without beltclip, conducted power=25.5dBm, Hdet=634

SAR (1g): 0.436 [mW/g] ± 0.04 dB, SAR (10g): 0.318 [mW/g] ± 0.02 dB

Cubes (2) (Worst-case extrapolation)

Coarse: Dx = 20.0, Dy = 20.0, Dz = 10.0

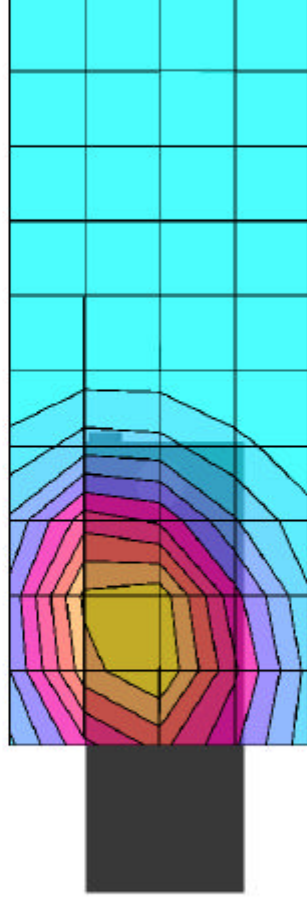
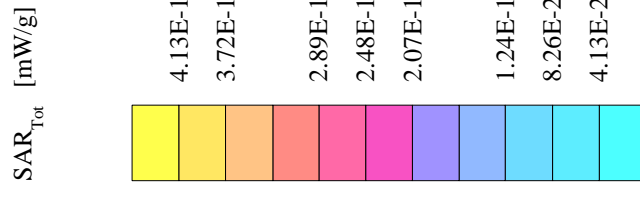
Generic Twin Phantom: Flat Section

Probe: ET3DV5 - SNI1353; ConvF(5.36,5.36,5.36)

Muscle 900 MHz: $\sigma = 0.95$ [mho/m] $\epsilon_r = 56.6$ $\rho = 1.00$ [g/cm³]

File Name: KWC-7GP #1120, FM ch991, muscle, without bc, 23.5mm space, 07-10-01.DA3

Operator: DL



KWC-7GP #1120, FM ch383, w/out beltclip, conducted power=25.5dBm, Hdet=601

SAR (1g): 0.262 [mW/g] \pm 0.08 dB, SAR (10g): 0.190 [mW/g] \pm 0.06 dB
Cubes (2) (Worst-case extrapolation)

Generic Twin Phantom: Flat Section

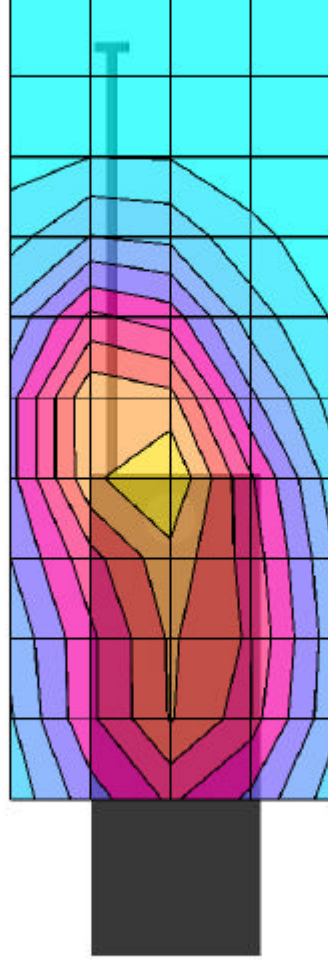
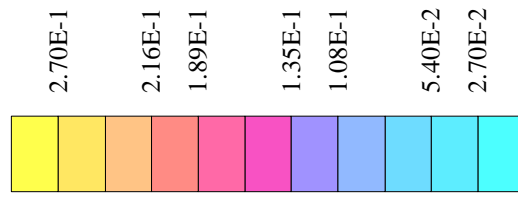
Probe: ET3DV5 - SNI353; ConvF(5.36,5.36,5.36)

Muscle 900 MHz: $\sigma = 0.95$ [mho/m] $\epsilon_r = 56.6$ $\rho = 1.00$ [g/cm³]

File Name: KWC-7GP #1120, FM ch383, muscle, no beltclip, 07-10-01.DA3

Operator: DWS

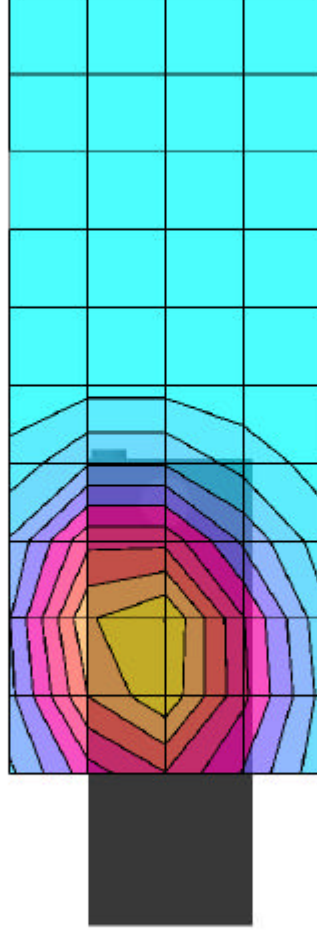
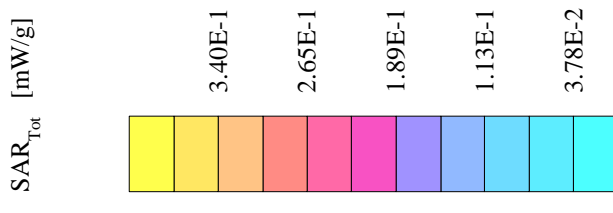
SAR_{Tot} [mW/g]



07/10/01

KWC-7GP #1120, FM ch383, without beltclip, conducted power=25.5dBm, Hdet=601

SAR (1g): 0.396 [mW/g] \pm 0.00 dB, SAR (10g): 0.289 [mW/g] \pm 0.01 dB
Cubes (2) (Worst-case extrapolation)
Coarse: Dx = 20.0, Dy = 20.0, Dz = 10.0
Generic Twin Phantom; Flat Section
Probe: ET3DV5 - SN1353; ConvF(5.36,5.36,5.36)
Muscle 900 MHz: $\sigma = 0.95$ [mho/m] $\epsilon_r = 56.6$ $\rho = 1.00$ [g/cm³]
File Name: KWC-7GP #1120, FM ch383, muscle, without bc, 23.5mm space, 07-10-01.DA3
Operator: DL



KWC-7GP #1120, FM ch799, without beltclip, conducted power=25.5dBm, Hdet=596

SAR (1g): 0.310 [mW/g] ± 0.08 dB, SAR (10g): 0.226 [mW/g] ± 0.07 dB

Cubes (2) (Worst-case extrapolation)

Coarse: Dx = 20.0, Dy = 20.0, Dz = 10.0


Generic Twin Phantom; Flat Section

Probe: ET3DV5 - SN1353; ConvF(5.36,5.36,5.36)

Muscle 900 MHz: $\sigma = 0.95$ [mho/m] $\epsilon_r = 56.6$ $\rho = 1.00$ [g/cm³]

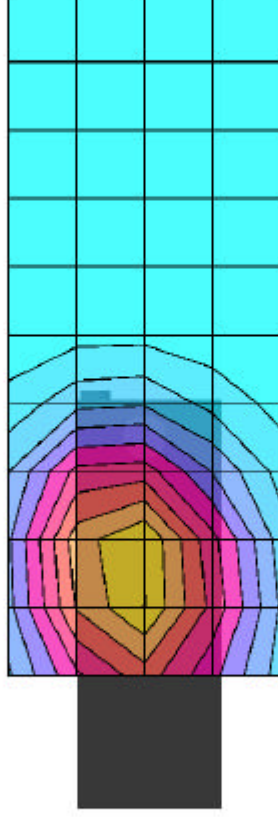
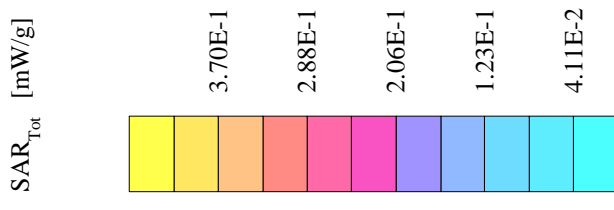
File Name: KWC-7GP #1120, FM ch799, muscle, without bc, 23.5mm space, 07-10-01.DA3

Operator: DL



KWC-7GP #1120, FM ch799, without beltclip, conducted power=25.5dBm, Hdet=596

SAR (1g): 0.422 [mW/g] ± 0.01 dB, SAR (10g): 0.309 [mW/g] ± 0.00 dB
Cubes (2) (Worst-case extrapolation)
Coarse: Dx = 20.0, Dy = 20.0, Dz = 10.0
Generic Twin Phantom; Flat Section
Probe: ET3DV5 - SN1353; ConvF(5.36,5.36,5.36)
Muscle 900 MHz: $\sigma = 0.95$ [mho/m] $\epsilon_r = 56.6$ $\rho = 1.00$ [g/cm³]
File Name: KWC-7GP #1120, FM ch799, muscle, without bc, 23.5mm space, 07-10-01.DA3
Operator: DL



07/11/01

KWC-7GP #1120, CMDA ch1013, without beltclip, conducted power=25.7dBm, Hdet=640

SAR (1g): 0.319 [mW/g] \pm 0.03 dB, SAR (10g): 0.232 [mW/g] \pm 0.02 dB

Cubes (2) (Worst-case extrapolation)

Coarse: Dx = 20.0, Dy = 20.0, Dz = 10.0

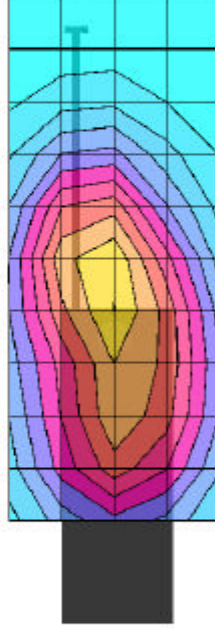
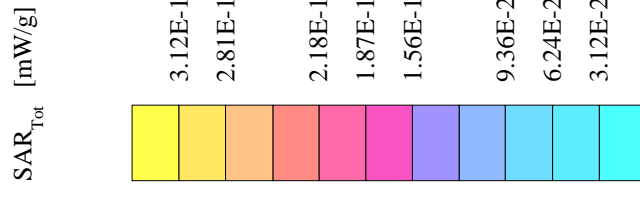
Generic Twin Phantom: Flat Section

Probe: ET3DV5 - SNI353; ConvF(5.36,5.36,5.36)

Muscle 900 MHz: $\sigma = 0.95$ [mho/m] $\epsilon_r = 56.1$ $\rho = 1.00$ [g/cm³]

File Name: KWC-7GP #1120, CMDA ch1013, muscle, without bc, 07-11-01.DA3

Operator: DL



07/11/01

KWC-7GP #1120, CMDA ch1013, without beltclip, conducted power=25.7dBm, Hdet=640

SAR (1g): 0.336 [mW/g] \pm 0.02 dB, SAR (10g): 0.245 [mW/g] \pm 0.01 dB

Cubes (2) (Worst-case extrapolation)

Coarse: Dx = 20.0, Dy = 20.0, Dz = 10.0

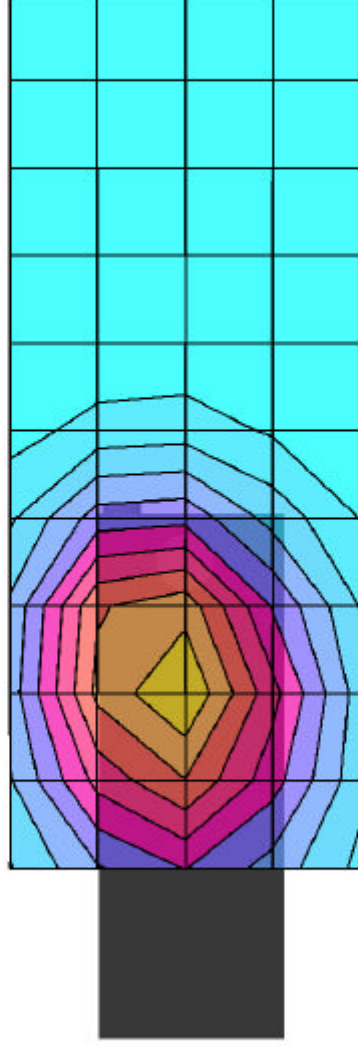
Generic Twin Phantom: Flat Section

Probe: ET3DV5 - SNI1353; ConvF(5.36,5.36,5.36)

Muscle 900 MHz: $\sigma = 0.95$ [mho/m] $\epsilon_r = 56.1$ $\rho = 1.00$ [g/cm³]


File Name: KWC-7GP #1120, CMDA ch1013, muscle, without bc, 23.5mm space, 07-11-01.DA3

Operator: DL



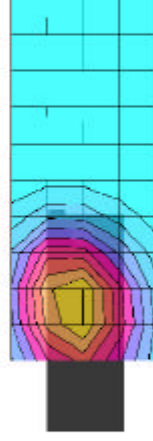
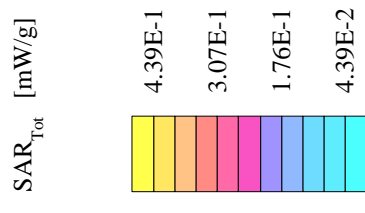
KWC-7GP #1120, CMDA ch383, without beltclip, conducted power=25.7dBm, Hdets=628

SAR (1g): 0.284 [mW/g] \pm 0.08 dB, SAR (10g): 0.206 [mW/g] \pm 0.05 dB
Cubes (2) (Worst-case extrapolation)
Coarse: Dx = 20.0, Dy = 20.0, Dz = 10.0
Generic Twin Phantom; Flat Section
Probe: ET3DV5 - SN1353; ConvF(5.36,5.36,5.36)
Muscle 900 MHz: $\sigma = 0.95$ [mho/m] $\epsilon_r = 56.6$ $\rho = 1.00$ [g/cm³]
File Name: KWC-7GP #1120, CMDA ch383, muscle, without bc, 07-10-01.DA3
Operator: DL



KWC-7GP #1120, CMDA ch383, without beltclip, conducted power=25.7dBm, Hdet=628

SAR (1g): 0.464 [mW/g] \pm 0.02 dB, SAR (10g): 0.337 [mW/g] \pm 0.01 dB
Cubes (2) (Worst-case extrapolation)
Coarse: Dx = 20.0, Dy = 20.0, Dz = 10.0
Generic Twin Phantom; Flat Section
Probe: ET3DV5 - SN1353; ConvF(5.36,5.36,5.36)
Muscle 900 MHz: $\sigma = 0.95$ [mho/m] $\epsilon_r = 56.6$ $\rho = 1.00$ [g/cm³]
File Name: KWC-7GP #1120, CMDA ch383, muscle, without bc, 07-10-01.DA3
Operator: DL



07/11/01

KWC-7GP #1120, CMDA ch777, without beltclip, conducted power=25.7dBm, Hdet=608

SAR (1g): 0.303 [mW/g] ± 0.09 dB, SAR (10g): 0.219 [mW/g] ± 0.06 dB

Cubes (2) (Worst-case extrapolation)

Coarse: Dx = 20.0, Dy = 20.0, Dz = 10.0


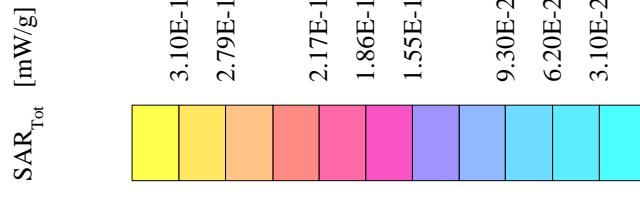
Generic Twin Phantom: Flat Section

Probe: ET3DV5 - SNI1353; ConvF(5.36,5.36,5.36)

Muscle 900 MHz: $\sigma = 0.95$ [mho/m] $\epsilon_r = 56.1$ $\rho = 1.00$ [g/cm³]

File Name: KWC-7GP #1120, CMDA ch777, muscle, without bc, 07-11-01.DA3

Operator: DL



<ENTER HERE YOUR COMPANY NAME>

07/11/01

KWC-7GP #1120, CMDA ch777, without beltclip, conducted power=25.7dBm, Hdet=608

SAR (1g): 0.416 [mW/g] ± 0.00 dB, SAR (10g): 0.302 [mW/g] ± 0.02 dB

Cubes (2) (Worst-case extrapolation)

Coarse: Dx = 20.0, Dy = 20.0, Dz = 10.0

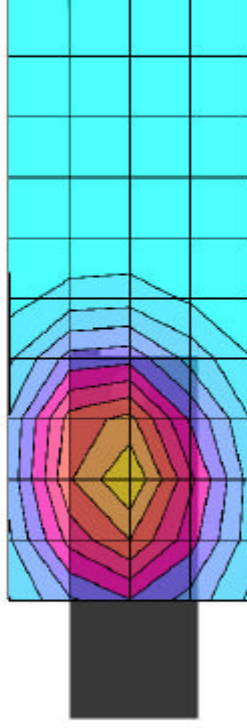
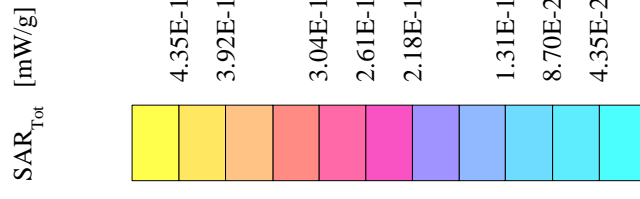
Generic Twin Phantom: Flat Section

Probe: ET3DV5 - SNI1353; ConvF(5.36,5.36,5.36)

Muscle 900 MHz: $\sigma = 0.95$ [mho/m] $\epsilon_r = 56.1$ $\rho = 1.00$ [g/cm³]

File Name: KWC-7GP #1120, CMDA ch777, muscle, without bc, 23.5mm space, 07-11-01.DA3

Operator: DL



<ENTER HERE YOUR COMPANY NAME>

07/11/01

KWC-7GP #1120, PCS ch25, without beltclip, conducted power=24.2dBm, Hdet=327

SAR (1g): 0.401 [mW/g] \pm 0.01 dB, SAR (10g): 0.244 [mW/g] \pm 0.04 dB

Cubes (2) (Worst-case extrapolation)

Coarse: Dx = 20.0, Dy = 20.0, Dz = 10.0

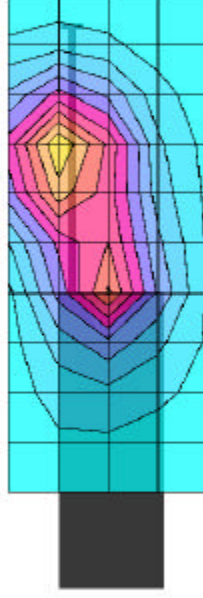
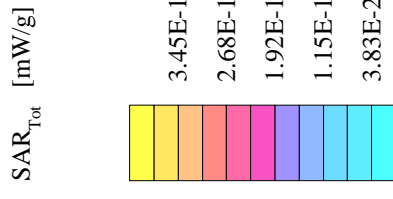
Generic Twin Phantom: Flat Section

Probe: ET3DV5 - SNI1353; ConvF(4.50,4.50,4.50)

Muscle 1800 MHz: $\sigma = 1.52$ [mho/m] $\epsilon_r = 54.6$ $\rho = 1.00$ [g/cm³]

File Name: KWC-7GP #1120, PCS ch25, muscle, without bc, 07-11-01.DA3

Operator: DL



KWC-7GP #1120, PCS ch25, without beltclip, conducted power=24.2dBm, Hdet=327

SAR (1g): 0.556 [mW/g] ± 0.03 dB, SAR (10g): 0.326 [mW/g] ± 0.04 dB

Cubes (2) (Worst-case extrapolation)

Coarse: Dx = 20.0, Dy = 20.0, Dz = 10.0

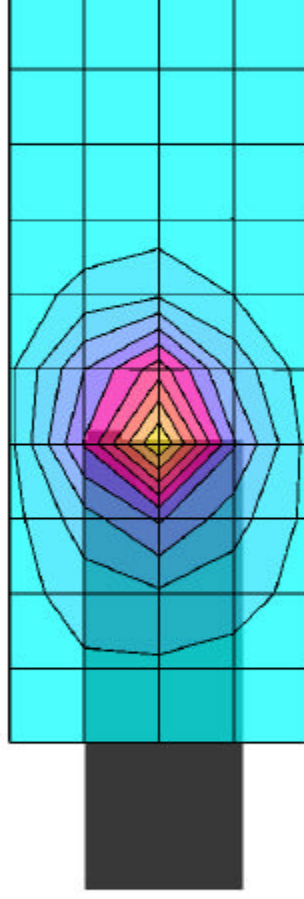
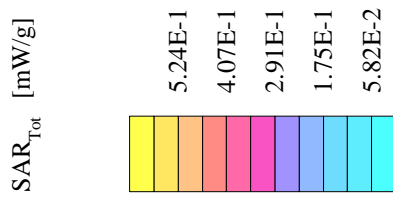
Generic Twin Phantom: Flat Section

Probe: ET3DV5 - SNI1353; ConvF(4.50,4.50,4.50)

Muscle 1800 MHz: $\sigma = 1.52$ [mho/m] $\epsilon_r = 54.6$ $\rho = 1.00$ [g/cm³]

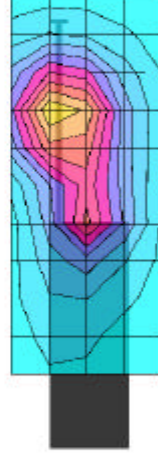
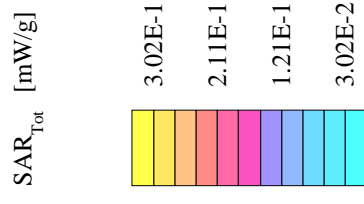
File Name: KWC-7GP #1120, PCS ch25, muscle, without bc, 07-11-01.DA3

Operator: DL



KWC-7GP #1120, PCS ch600, without beltclip, conducted power=24.2dBm, Hdet=325

SAR (1g): 0.321 [mW/g] ± 0.01 dB, SAR (10g): 0.196 [mW/g] ± 0.02 dB
Cubes (2) (Worst-case extrapolation)
Coarse: Dx = 20.0, Dy = 20.0, Dz = 10.0
Generic Twin Phantom; Flat Section
Probe: ET3DV5 - SN1353; ConvF(4.50,4.50,4.50)
Muscle 1800 MHz: $\sigma = 1.52$ [mho/m] $\epsilon_r = 54.6$ $\rho = 1.00$ [g/cm³]
File Name: KWC-7GP #1120, PCS ch600, muscle, without bc, 23.5mm space, 07-11-01.DA3
Operator: DL



KWC-7GP #1120, PCS ch600, without beltclip, conducted power=24.2dBm, Hdet=325

SAR (1g): 0.575 [mW/g] ± 0.03 dB, SAR (10g): 0.333 [mW/g] ± 0.02 dB

Cubes (2) (Worst-case extrapolation)

Coarse: Dx = 20.0, Dy = 20.0, Dz = 10.0

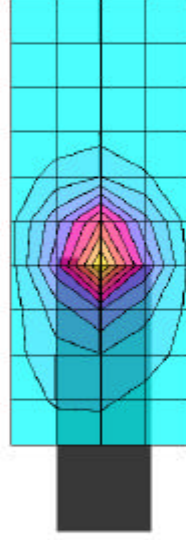
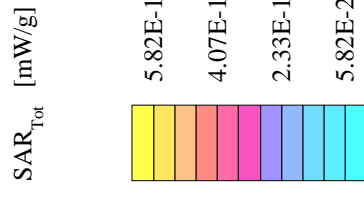
Generic Twin Phantom; Flat Section

Probe: ET3DV5 - SN1353; ConvF(4.50,4.50,4.50)

Muscle 1800 MHz: $\sigma = 1.52$ [mho/m] $\epsilon_r = 54.6$ $\rho = 1.00$ [g/cm³]

File Name: KWC-7GP #1120, PCS ch600, muscle, without bc, 23.5mm space, 07-11-01.DA3

Operator: DL



07/11/01

KWC-7GP #1120, PCS ch1175, without beltclip, conducted power=24.2dBm, Hdet=374

SAR (1g): 0.276 [mW/g] \pm 0.03 dB, SAR (10g): 0.166 [mW/g] \pm 0.04 dB

Cubes (2) (Worst-case extrapolation)

Coarse: Dx = 20.0, Dy = 20.0, Dz = 10.0

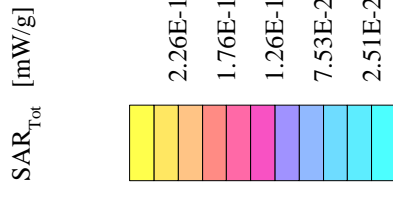
Generic Twin Phantom: Flat Section

Probe: ET3DV5 - SNI1353; ConvF(4.50,4.50,4.50)

Muscle 1800 MHz: $\sigma = 1.52$ [mho/m] $\epsilon_r = 54.6$ $\rho = 1.00$ [g/cm³]

File Name: KWC-7GP #1120, PCS ch1175, muscle, without bc, 23.5mm space, 07-11-01.DA3

Operator: DL



07/11/01

KWC-7GP #1120, PCS ch1175, without beltclip, conducted power=24.2dBm, Hdet=374

SAR (1g): 0.482 [mW/g] \pm 0.00 dB, SAR (10g): 0.278 [mW/g] \pm 0.02 dB

Cubes (2) (Worst-case extrapolation)

Coarse: Dx = 20.0, Dy = 20.0, Dz = 10.0

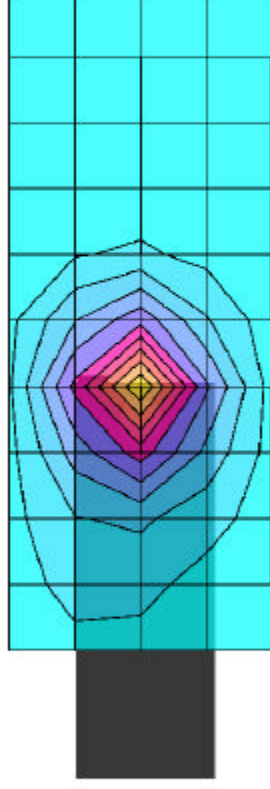
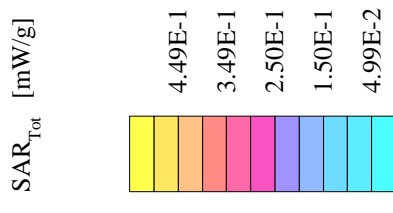
Generic Twin Phantom: Flat Section

Probe: ET3DV5 - SNI1353; ConvF(4.50,4.50,4.50)

Muscle 1800 MHz: $\sigma = 1.52$ [mho/m] $\epsilon_r = 54.6$ $\rho = 1.00$ [g/cm³]

File Name: KWC-7GP #1120, PCS ch1175, muscle, without bc, 23.5mm space, 07-11-01.DA3

Operator: DL



Company Kyocera Wireless Corp.	Document No.	
QCP-3035 SAR REPORT	Issue No:	Date July 2001
Equipment QCP-3035	Page Number 26	

References

- [1] Klaus Meier, Voker Hombach, Ralf Kastle, Roger Yew-Siow Tay, and Neils Kuster “The dependence of Electromagnetic Energy Absorption upon Human-Head Modeling at 1800 MHz” IEEE Transactions on Microwave Theory and Techniques, Vol. 45 No 11, November 1997
- [2] Volker Hombach, Klaus Meier, Michael Burkhardt, Eberhard Kuhn, and Neils Kuster “The Dependence of EM Energy Absorption Upon Human Head Modeling at 900 MHz” ” IEEE Transactions on Microwave Theory and Techniques, Vol. 44 No 10, October 1996
- [3] Thomas Schmid, Oliver Egger, Niels Kuster “Automated E-Field Scanning System for Dosimetric Assessments” IEEE Transactions on Microwave Theory and Techniques, Vol 44, No 1, January 1996
- [4] Niels Kuster, Q. Balzano, and J.C. Lin “Mobile Communications Safety” Chapman & Hall, First edition 1997