

HAC_E_Dipole 835 MHz_CDMA Signal

DUT: HAC-Dipole 835 MHz; Type: D835V3; Serial: 1014

Communication System: CDMA Signal; Frequency: 835.02 MHz; Duty Cycle: 1:1

Medium parameters used: $\sigma = 0$ mho/m, $\epsilon_r = 1$; $\rho = 1000$ kg/m³

Phantom section: E Dipole Section

Measurement Standard: DAS4 (High Precision Assessment)

DASY4 Configuration:

- Probe: ER3DV6 - SN2339; ConvF(1, 1, 1); Calibrated: 3/11/2005
- Sensor-Surface: (Fix Surface)
- Electronics: DAE3 Sn500; Calibrated: 2/7/2005
- Phantom: HAC Test Arch; Type: SD HAC P01 BA;
- Measurement SW: DAS4, V4.5 Build 19;

E Scan - ER probe center 10mm above CD835 Dipole/Hearing Aid Compatibility Test (41x361x1):

Measurement grid: dx=5mm, dy=5mm

Maximum value of Total field (slot averaged) = 175.9 V/m

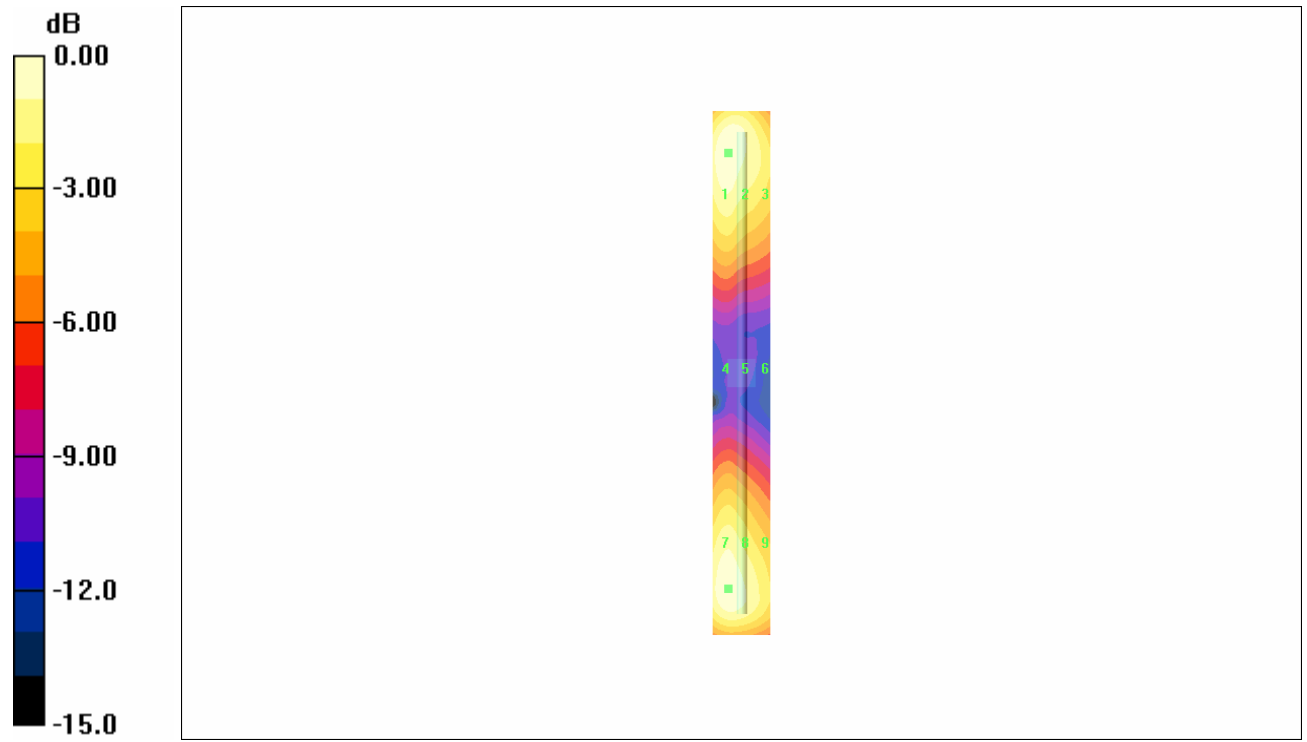
Hearing Aid Near-Field Category: M2 (AWF 0 dB)

E in V/m (Time averaged) E in V/m (Slot averaged)

Grid 1	Grid 2	Grid 3
175.9	175.1	151.1
Grid 4	Grid 5	Grid 6
86.8	86.3	74.7
Grid 7	Grid 8	Grid 9
174.6	174.0	150.0

Grid 1	Grid 2	Grid 3
175.9	175.1	151.1
Grid 4	Grid 5	Grid 6
86.8	86.3	74.7
Grid 7	Grid 8	Grid 9
174.6	174.0	150.0

Category	AWF (dB)	Limits for E-Field Emissions (V/m)	Limits for H-Field Emissions (A/m)
M1	0	199.5 - 354.8	0.6 - 1.07
	-5	149.6 - 266.1	0.45 - 0.8
M2	0	112.2 - 199.5	0.34 - 0.6
	-5	84.1 - 149.6	0.25 - 0.45
M3	0	63.1 - 112.2	0.19 - 0.34
	-5	47.3 - 84.1	0.15 - 0.25
M4	0	<63.1	<0.19
	-5	<47.3	<0.15



0 dB = 175.9V/m

HAC_E_Dipole 1880 MHz_CDMA Signal

DUT: HAC Dipole 1880 MHz; Type: CD1880V3; Serial: 1010

Communication System: CDMA PCS Band; Frequency: 1880 MHz; Duty Cycle: 1:1

Medium parameters used: $\sigma = 0$ mho/m, $\epsilon_r = 1$; $\rho = 1000$ kg/m³

Phantom section: E Dipole Section

Measurement Standard: DAS4 (High Precision Assessment)

DASY4 Configuration:

- Probe: ER3DV6 - SN2339; ConvF(1, 1, 1); Calibrated: 3/11/2005
- Sensor-Surface: (Fix Surface)
- Electronics: DAE3 Sn500; Calibrated: 2/7/2005
- Phantom: HAC Test Arch; Type: SD HAC P01 BA;
- Measurement SW: DAS4, V4.5 Build 19;

E Scan - ER probe center 10mm above CD1880 Dipole/Hearing Aid Compatibility Test (41x181x1):

Measurement grid: dx=5mm, dy=5mm

Maximum value of Total field (slot averaged) = 137.2 V/m

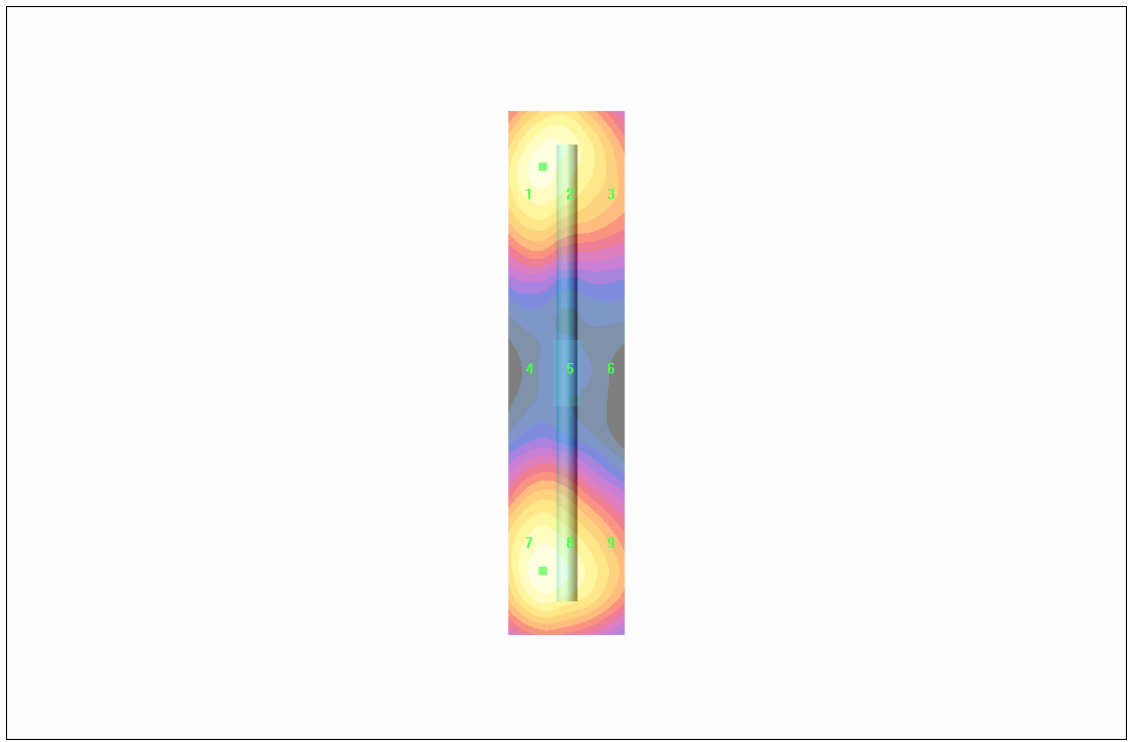
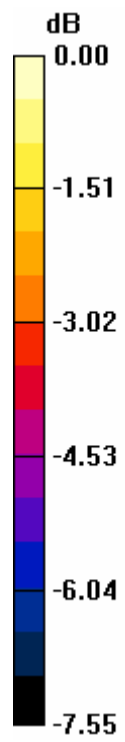
Hearing Aid Near-Field Category: **M2 (AWF 0 dB)**

E in V/m (Time averaged) E in V/m (Slot averaged)

Grid 1	Grid 2	Grid 3
135.2	134.8	119.5
Grid 4	Grid 5	Grid 6
82.8	82.8	74.0
Grid 7	Grid 8	Grid 9
137.2	137.2	121.4

Grid 1	Grid 2	Grid 3
135.2	134.8	119.5
Grid 4	Grid 5	Grid 6
82.8	82.8	74.0
Grid 7	Grid 8	Grid 9
137.2	137.2	121.4

Category	AWF (dB)	Limits for E-Field Emissions (V/m)	Limits for H-Field Emissions (A/m)
M1	0	199.5 - 354.8	0.6 - 1.07
	-5	149.6 - 266.1	0.45 - 0.8
M2	0	112.2 - 199.5	0.34 - 0.6
	-5	84.1 - 149.6	0.25 - 0.45
M3	0	63.1 - 112.2	0.19 - 0.34
	-5	47.3 - 84.1	0.15 - 0.25
M4	0	<63.1	<0.19
	-5	<47.3	<0.15



0 dB = 137.2V/m

Test Laboratory: Compliance Certification Services

HAC_H_Dipole 835 MHz_CDMA Signal

DUT: HAC-Dipole 835 MHz; Type: D835V3; Serial: 1014

Communication System: CDMA Cell Band; Frequency: 835.02 MHz; Duty Cycle: 1:1

Medium parameters used: $\sigma = 0$ mho/m, $\epsilon_r = 1$; $\rho = 1$ kg/m³

Phantom section: H Dipole Section

Measurement Standard: DAS4 (High Precision Assessment)

DASY4 Configuration:

- Probe: H3DV6 - SN6157; ; Calibrated: 3/11/2005
- Sensor-Surface: (Fix Surface)
- Electronics: DAE3 Sn500; Calibrated: 2/7/2005
- Phantom: HAC Test Arch; Type: SD HAC P01 BA; Serial: 1011
- Measurement SW: DAS4, V4.5 Build 19; Postprocessing SW: SEMCAD, V1.8 Build 146

H Scan - H3DV6 probe center 10mm above CD835 Dipole 2/Hearing Aid Compatibility Test (41x361x1): Measurement grid: dx=5mm, dy=5mm

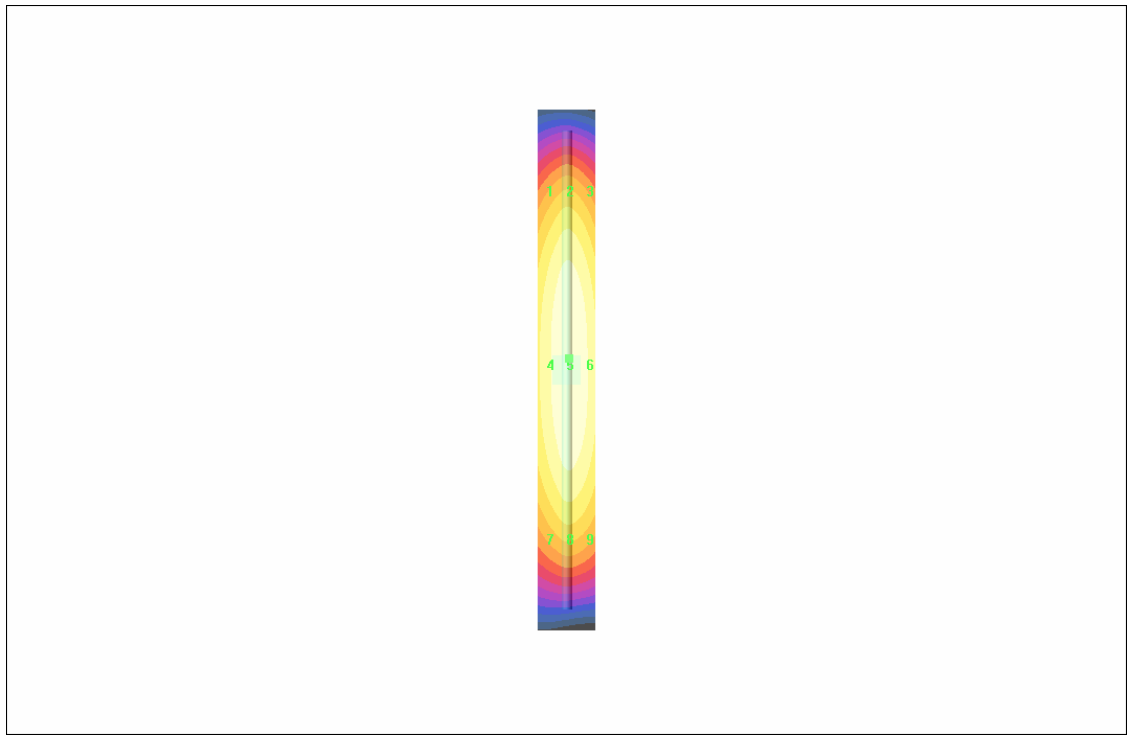
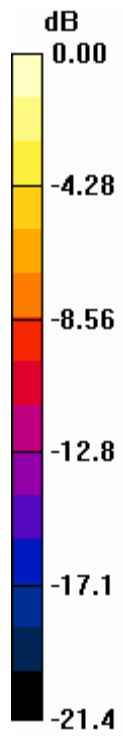
Maximum value of Total field (slot averaged) = 0.488 A/m

Hearing Aid Near-Field Category: M2 (AWF 0 dB)

H in A/m (Time averaged) H in A/m (Slot averaged)

Grid 1	Grid 2	Grid 3	Grid 1	Grid 2	Grid 3
0.402	0.448	0.428	0.402	0.448	0.428
Grid 4	Grid 5	Grid 6	Grid 4	Grid 5	Grid 6
0.436	0.488	0.470	0.436	0.488	0.470
Grid 7	Grid 8	Grid 9	Grid 7	Grid 8	Grid 9
0.390	0.436	0.421	0.390	0.436	0.421

Category	AWF (dB)	Limits for E-Field Emissions (V/m)	Limits for H-Field Emissions (A/m)
M1	0	199.5 - 354.8	0.6 - 1.07
	-5	149.6 - 266.1	0.45 - 0.8
M2	0	112.2 - 199.5	0.34 - 0.6
	-5	84.1 - 149.6	0.25 - 0.45
M3	0	63.1 - 112.2	0.19 - 0.34
	-5	47.3 - 84.1	0.15 - 0.25
M4	0	<63.1	<0.19
	-5	<47.3	<0.15



0 dB = 0.488A/m

Test Laboratory: Compliance Certification Services

HAC_H-Dipole 1880 MHz_CDMA Signal

DUT: HAC Dipole 1880 MHz; Type: CD1880V3; Serial: 1010

Communication System: CDMA PCS Band; Frequency: 1880 MHz; Duty Cycle: 1:1

Medium parameters used: $\sigma = 0$ mho/m, $\epsilon_r = 1$; $\rho = 1$ kg/m³

Phantom section: H Dipole Section

Measurement Standard: DAS4 (High Precision Assessment)

DASY4 Configuration:

- Probe: H3DV6 - SN6157; ; Calibrated: 3/11/2005
- Sensor-Surface: (Fix Surface)
- Electronics: DAE3 Sn500; Calibrated: 2/7/2005
- Phantom: HAC Test Arch; Type: SD HAC P01 BA; Serial: 1011
- Measurement SW: DAS4, V4.5 Build 19; Postprocessing SW: SEMCAD, V1.8 Build 146

H Scan - H3DV6 probe center 10mm above CD1880 Dipole/Hearing Aid Compatibility Test (41x181x1): Measurement grid: dx=5mm, dy=5mm

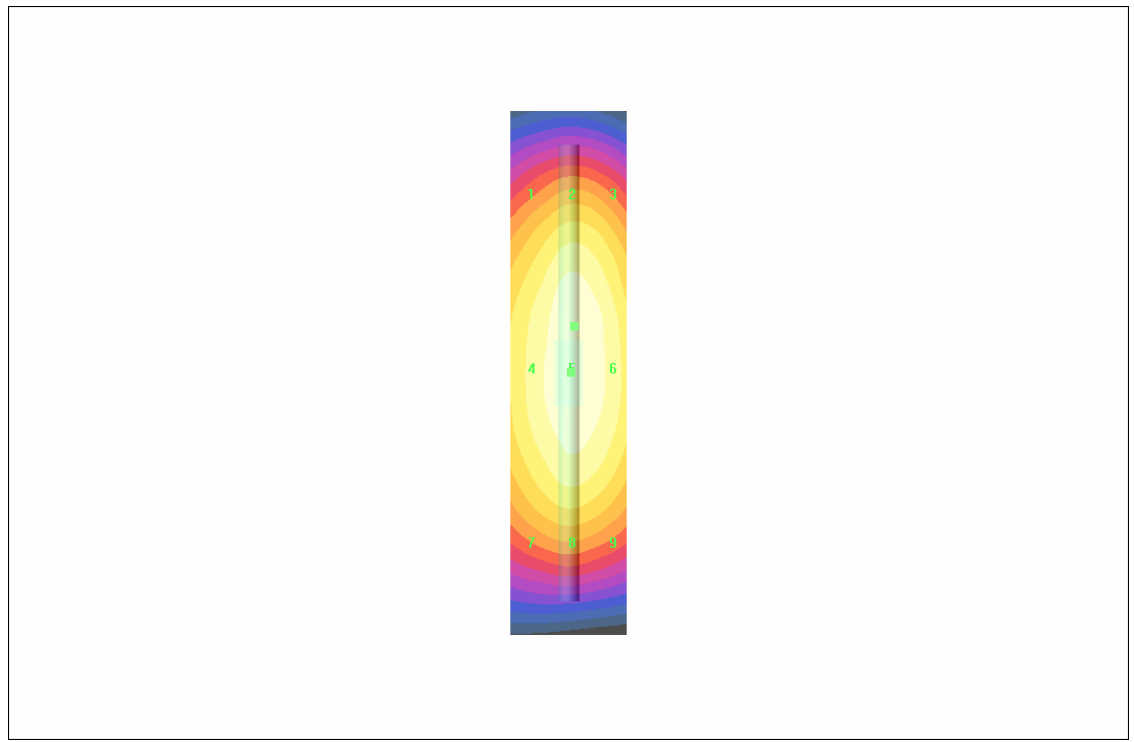
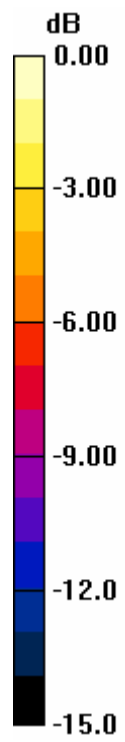
Maximum value of Total field (slot averaged) = 0.484 A/m

Hearing Aid Near-Field Category: M2 (AWF 0 dB)

H in A/m (Time averaged) H in A/m (Slot averaged)

Grid 1	Grid 2	Grid 3	Grid 1	Grid 2	Grid 3
0.392	0.447	0.428	0.392	0.447	0.428
Grid 4	Grid 5	Grid 6	Grid 4	Grid 5	Grid 6
0.435	0.484	0.465	0.435	0.484	0.465
Grid 7	Grid 8	Grid 9	Grid 7	Grid 8	Grid 9
0.386	0.425	0.412	0.386	0.425	0.412

Category	AWF (dB)	Limits for E-Field Emissions (V/m)	Limits for H-Field Emissions (A/m)
M1	0	199.5 - 354.8	0.6 - 1.07
	-5	149.6 - 266.1	0.45 - 0.8
M2	0	112.2 - 199.5	0.34 - 0.6
	-5	84.1 - 149.6	0.25 - 0.45
M3	0	63.1 - 112.2	0.19 - 0.34
	-5	47.3 - 84.1	0.15 - 0.25
M4	0	<63.1	<0.19
	-5	<47.3	<0.15



0 dB = 0.484A/m