

Appendix B1:

SAR Distribution Plots (Head)

Test Laboratory: Kyocera

KX5-5X0 #TQSR, AMPS ch799 Left Cheek Phone Open, Standard Battery

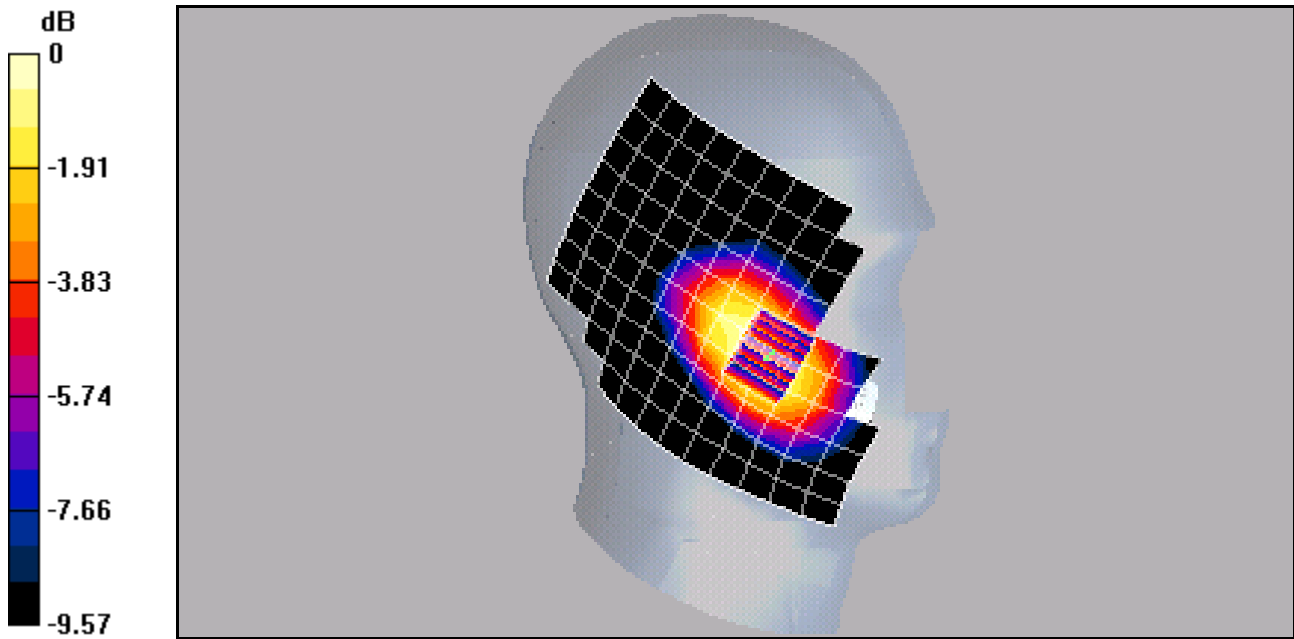
Communication System: AMPS, Frequency: 848.97 MHz, Duty Cycle: 1:1
Medium: HSL900, Medium parameters used (interpolated): $f = 848.97$ MHz; $\sigma = 0.895$ mho/m; $\epsilon_r = 41.4$; $\rho = 1000$ kg/m³
Phantom: SAM 12, Phantom section: Left Section

DASY4 Configuration:
Probe: ET3DV6 - SN1713, ConvF(6.29, 6.29, 6.29), Calibrated: 5/19/2005
Sensor-Surface: 4mm (Mechanical And Optical Surface Detection),
Electronics: DAE4 Sn530, Calibrated: 1/4/2005
Measurement SW: DASY4, V4.4 Build 3
Postprocessing SW: SEMCAD, V1.8 Build 130

Temperature:
Room T = 21.8 +/- 1 deg C, Liquid T = 22.0 +/- 1 deg C

AMPS Ch799 LC/Zoom Scan (7x7x7)/Cube 0: Measurement grid: dx=5mm, dy=5mm, dz=5mm

Reference Value = 17.6 V/m; Power Drift = 0.0 dB
Peak SAR (extrapolated) = 1.5 W/kg
SAR(1 g) = 1.14 mW/g; SAR(10 g) = 0.814 mW/g
[Info: Interpolated medium parameters used for SAR evaluation!](#)
Maximum value of SAR (measured) = 1.21 mW/g



0 dB = 1.21mW/g

Test Laboratory: Kyocera

KX5-5X0 #TQSR, AMPS ch383 Left Tilt Phone Open, Standard Battery

Communication System: AMPS, Frequency: 836.49 MHz, Duty Cycle: 1:1
 Medium: HSL900, Medium parameters used (interpolated): $f = 836.49$ MHz; $\sigma = 0.895$ mho/m; $\epsilon_r = 41.4$; $\rho = 1000$ kg/m³
 Phantom: SAM 12, Phantom section: Left Section

DASY4 Configuration:
 Probe: ET3DV6 - SN1713, ConvF(6.29, 6.29, 6.29), Calibrated: 5/19/2005
 Sensor-Surface: 4mm (Mechanical And Optical Surface Detection),
 Electronics: DAE4 Sn530, Calibrated: 1/4/2005
 Measurement SW: DASY4, V4.4 Build 3
 Postprocessing SW: SEMCAD, V1.8 Build 130

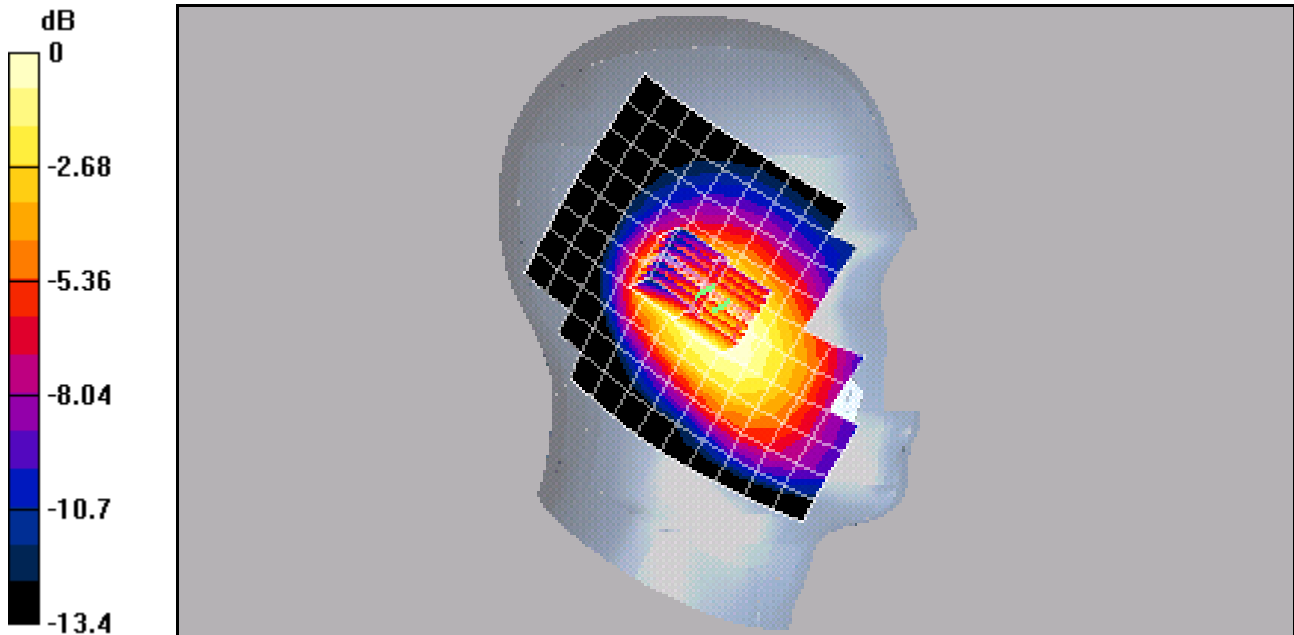
Temperature:
 Room T = 21.8 +/- 1 deg C, Liquid T = 22.0 +/- 1 deg C

AMPS Ch383 LT/Zoom Scan (7x7x7)/Cube 0: Measurement grid: dx=5mm, dy=5mm, dz=5mm

Reference Value = 23.2 V/m; Power Drift = -0.2 dB
 Peak SAR (extrapolated) = 0.770 W/kg
SAR(1 g) = 0.603 mW/g; SAR(10 g) = 0.444 mW/g
[Info: Interpolated medium parameters used for SAR evaluation!](#)
 Maximum value of SAR (measured) = 0.639 mW/g

AMPS Ch383 LT/Zoom Scan (7x7x7)/Cube 1: Measurement grid: dx=5mm, dy=5mm, dz=5mm

Reference Value = 23.2 V/m; Power Drift = -0.2 dB
 Peak SAR (extrapolated) = 0.698 W/kg
SAR(1 g) = 0.485 mW/g; SAR(10 g) = 0.326 mW/g
[Info: Interpolated medium parameters used for SAR evaluation!](#)
 Maximum value of SAR (measured) = 0.573 mW/g



0 dB = 0.573mW/g

Test Laboratory: Kyocera

KX5-5X0 #TQSR, AMPS ch799 Right Cheek Phone Open, Standard Battery with Bluetooth On

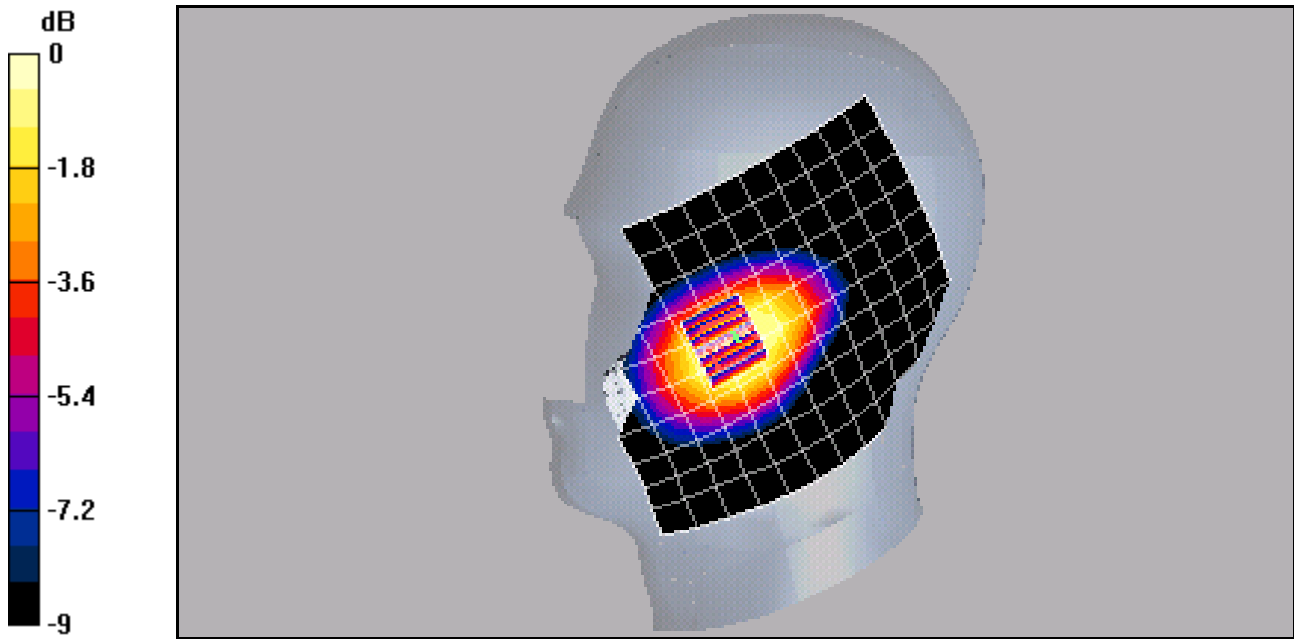
Communication System: AMPS, Frequency: 848.97 MHz, Duty Cycle: 1:1
Medium: HSL900, Medium parameters used (interpolated): $f = 848.97$ MHz; $\sigma = 0.901$ mho/m; $\epsilon_r = 41.9$; $\rho = 1000$ kg/m³
Phantom: SAM 12, Phantom section: Right Section

DASY4 Configuration:
Probe: ET3DV6 - SN1713, ConvF(6.29, 6.29, 6.29), Calibrated: 5/19/2005
Sensor-Surface: 4mm (Mechanical And Optical Surface Detection),
Electronics: DAE4 Sn530, Calibrated: 1/4/2005
Measurement SW: DASY4, V4.4 Build 3
Postprocessing SW: SEMCAD, V1.8 Build 130

Temperature:
Room T = 21.8 +/- 1 deg C, Liquid T = 22.0 +/- 1 deg C

AMPS Ch799 RC/Zoom Scan (7x7x7)/Cube 0: Measurement grid: dx=5mm, dy=5mm, dz=5mm

Reference Value = 18.9 V/m; Power Drift = -0.0 dB
Peak SAR (extrapolated) = 1.33 W/kg
SAR(1 g) = 1.03 mW/g; SAR(10 g) = 0.756 mW/g
[Info: Interpolated medium parameters used for SAR evaluation!](#)
Maximum value of SAR (measured) = 1.09 mW/g



0 dB = 1.09mW/g

Test Laboratory: Kyocera

KX5-5X0 #TQSR, AMPS ch383 Right Tilt Phone Open, Standard Battery

Communication System: AMPS, Frequency: 836.49 MHz, Duty Cycle: 1:1
 Medium: HSL900, Medium parameters used (interpolated): $f = 836.49$ MHz; $\sigma = 0.901$ mho/m; $\epsilon_r = 41.9$; $\rho = 1000$ kg/m³
 Phantom: SAM 12, Phantom section: Right Section

DASY4 Configuration:
 Probe: ET3DV6 - SN1713, ConvF(6.29, 6.29, 6.29), Calibrated: 5/19/2005
 Sensor-Surface: 4mm (Mechanical And Optical Surface Detection),
 Electronics: DAE4 Sn530, Calibrated: 1/4/2005
 Measurement SW: DASY4, V4.4 Build 3
 Postprocessing SW: SEMCAD, V1.8 Build 130

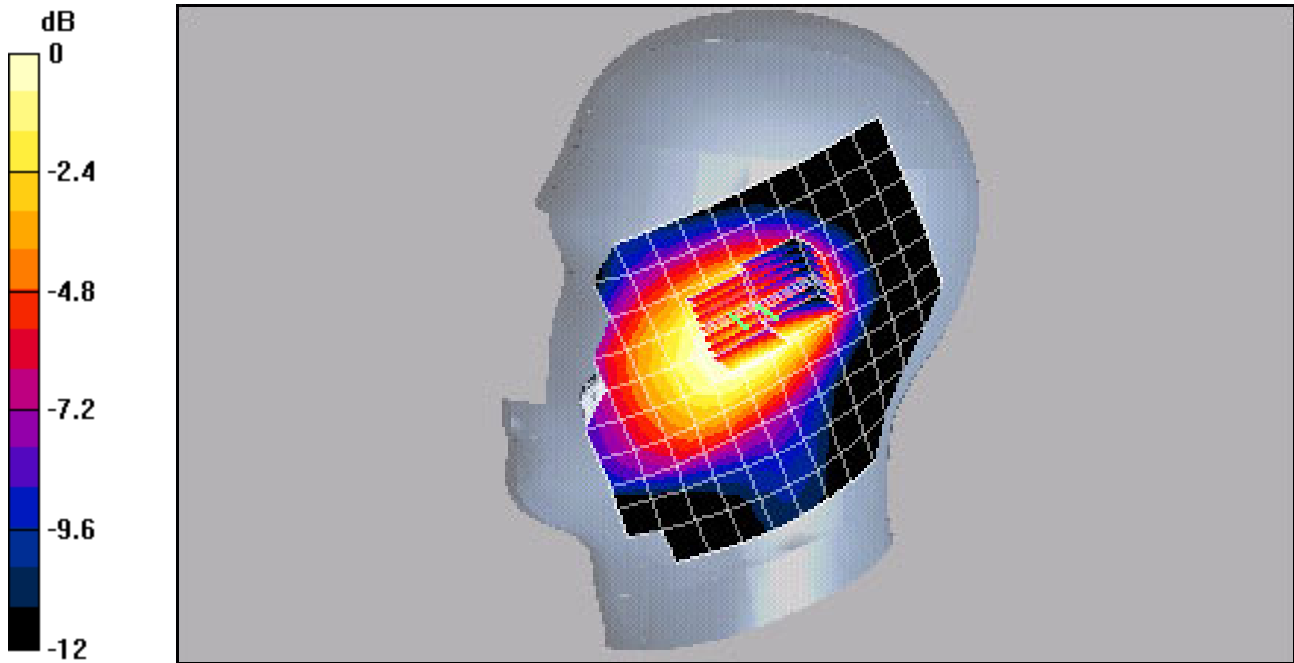
Temperature:
 Room T = 21.8 +/- 1 deg C, Liquid T = 22.0 +/- 1 deg C

AMPS Ch383 RT/Zoom Scan (7x7x7)/Cube 0: Measurement grid: dx=5mm, dy=5mm, dz=5mm

Reference Value = 22.5 V/m; Power Drift = -0.2 dB
 Peak SAR (extrapolated) = 0.747 W/kg
SAR(1 g) = 0.591 mW/g; SAR(10 g) = 0.433 mW/g
[Info: Interpolated medium parameters used for SAR evaluation!](#)
 Maximum value of SAR (measured) = 0.617 mW/g

AMPS Ch383 RT/Zoom Scan (7x7x7)/Cube 1: Measurement grid: dx=5mm, dy=5mm, dz=5mm

Reference Value = 22.5 V/m; Power Drift = -0.2 dB
 Peak SAR (extrapolated) = 0.670 W/kg
SAR(1 g) = 0.444 mW/g; SAR(10 g) = 0.303 mW/g
[Info: Interpolated medium parameters used for SAR evaluation!](#)
 Maximum value of SAR (measured) = 0.525 mW/g



0 dB = 0.525mW/g

Test Laboratory: Kyocera

KX5-5X0 #TQSR, AMPS ch799 Left Cheek Phone Closed, Standard Battery

Communication System: AMPS, Frequency: 848.97 MHz, Duty Cycle: 1:1
Medium: HSL900,Medium parameters used (interpolated): $f = 848.97$ MHz; $\sigma = 0.888$ mho/m; $\epsilon_r = 40.7$; $\rho = 1000$ kg/m³
Phantom: SAM 12,Phantom section: Left Section

DASY4 Configuration:
Probe: ET3DV6 - SN1713, ConvF(6.29, 6.29, 6.29), Calibrated: 5/19/2005
Sensor-Surface: 4mm (Mechanical And Optical Surface Detection),
Electronics: DAE4 Sn530,Calibrated: 1/4/2005
Measurement SW: DASY4, V4.4 Build 3
Postprocessing SW: SEMCAD, V1.8 Build 130


Temperature:
Room T = 21.8 +/- 1 deg C, Liquid T = 22.0 +/- 1 deg C

AMPS Ch799 LC/Zoom Scan (7x7x7)/Cube 0: Measurement grid: dx=5mm, dy=5mm, dz=5mm

Reference Value = 29.7 V/m; Power Drift = -0.2 dB
Peak SAR (extrapolated) = 1.17 W/kg
SAR(1 g) = 0.857 mW/g; SAR(10 g) = 0.621 mW/g
[Info: Interpolated medium parameters used for SAR evaluation!](#)
Maximum value of SAR (measured) = 0.908 mW/g

AMPS Ch799 LC/Zoom Scan (7x7x7)/Cube 1: Measurement grid: dx=5mm, dy=5mm, dz=5mm

Reference Value = 29.7 V/m; Power Drift = -0.2 dB
Peak SAR (extrapolated) = 1.02 W/kg
SAR(1 g) = 0.695 mW/g; SAR(10 g) = 0.516 mW/g
[Info: Interpolated medium parameters used for SAR evaluation!](#)
Maximum value of SAR (measured) = 0.757 mW/g



Test Laboratory: Kyocera

KX5-5X0 #TQSR, AMPS ch799 Left Tilt Phone Closed, Standard Battery with Bluetooth On

Communication System: AMPS, Frequency: 848.97 MHz, Duty Cycle: 1:1

Medium: HSL900,Medium parameters used (interpolated): $f = 848.97$ MHz; $\sigma = 0.895$ mho/m; $\epsilon_r = 41.4$; $\rho = 1000$ kg/m³

Phantom: SAM 12,Phantom section: Left Section

DASY4 Configuration:

Probe: ET3DV6 - SN1713, ConvF(6.29, 6.29, 6.29), Calibrated: 5/19/2005

Sensor-Surface: 4mm (Mechanical And Optical Surface Detection),

Electronics: DAE4 Sn530,Calibrated: 1/4/2005

Measurement SW: DASY4, V4.4 Build 3

Postprocessing SW: SEMCAD, V1.8 Build 130

Temperature:

Room T = 21.8 +/- 1 deg C, Liquid T = 22.0 +/- 1 deg C

AMPS Ch799 LC/Zoom Scan (7x7x7)/Cube 0: Measurement grid: dx=5mm, dy=5mm, dz=5mm

Reference Value = 30.1 V/m; Power Drift = -0.4 dB

Peak SAR (extrapolated) = 1.13 W/kg

SAR(1 g) = 0.839 mW/g; SAR(10 g) = 0.611 mW/g

[Info: Interpolated medium parameters used for SAR evaluation!](#)

Maximum value of SAR (measured) = 0.891 mW/g

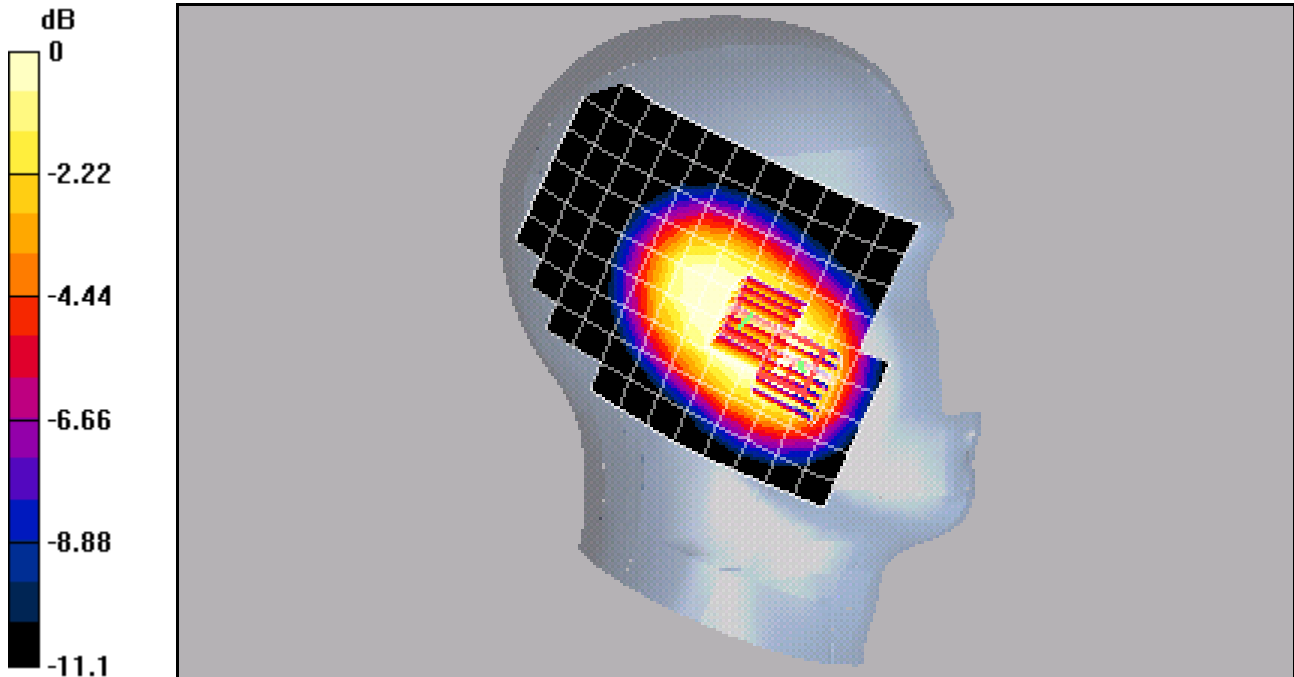
AMPS Ch799 LC/Zoom Scan (7x7x7)/Cube 1: Measurement grid: dx=5mm, dy=5mm, dz=5mm

Reference Value = 30.1 V/m; Power Drift = -0.4 dB

Peak SAR (extrapolated) = 1.01 W/kg

SAR(1 g) = 0.675 mW/g; SAR(10 g) = 0.495 mW/g

[Info: Interpolated medium parameters used for SAR evaluation!](#)



0 dB = 0.727mW/g

Test Laboratory: Kyocera

KX5-5X0 #TQSR, AMPS ch383 Right Cheek Phone Closed with Standard Battery

Communication System: AMPS, Frequency: 836.49 MHz, Duty Cycle: 1:1

Medium: HSL900,Medium parameters used (interpolated): $f = 836.49$ MHz; $\sigma = 0.901$ mho/m; $\epsilon_r = 41.9$; $\rho = 1000$ kg/m³

Phantom: SAM 12,Phantom section: Right Section

DASY4 Configuration:

Probe: ET3DV6 - SN1713, ConvF(6.29, 6.29, 6.29), Calibrated: 5/19/2005

Sensor-Surface: 4mm (Mechanical And Optical Surface Detection),

Electronics: DAE4 Sn530,Calibrated: 1/4/2005

Measurement SW: DASY4, V4.4 Build 3

Postprocessing SW: SEMCAD, V1.8 Build 130

Temperature:

Room T = 21.8 +/- 1 deg C, Liquid T = 22.0 +/- 1 deg C

AMPS Ch383 RC/Zoom Scan (7x7x7)/Cube 0: Measurement grid: dx=5mm, dy=5mm, dz=5mm

Reference Value = 30.5 V/m; Power Drift = 0.1 dB

Peak SAR (extrapolated) = 1.02 W/kg

SAR(1 g) = 0.768 mW/g; SAR(10 g) = 0.565 mW/g

[Info: Interpolated medium parameters used for SAR evaluation!](#)

Maximum value of SAR (measured) = 0.806 mW/g

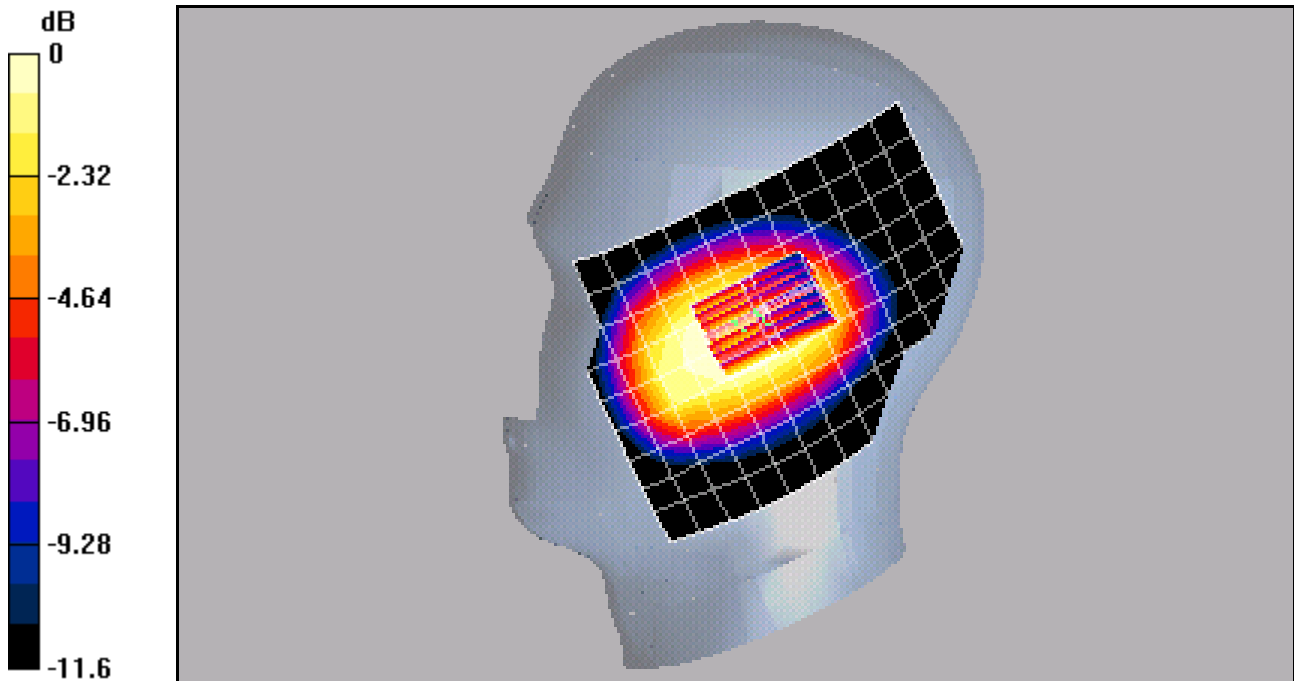
AMPS Ch383 RC/Zoom Scan (7x7x7)/Cube 1: Measurement grid: dx=5mm, dy=5mm, dz=5mm

Reference Value = 30.5 V/m; Power Drift = 0.1 dB

Peak SAR (extrapolated) = 0.900 W/kg

SAR(1 g) = 0.678 mW/g; SAR(10 g) = 0.482 mW/g

[Info: Interpolated medium parameters used for SAR evaluation!](#)



0 dB = 0.741mW/g

Test Laboratory: Kyocera

KX5-5X0 #TQSR, AMPS ch383 Right Tilt, Phone Closed with Standard Battery

Communication System: AMPS, Frequency: 836.49 MHz, Duty Cycle: 1:1

Medium: HSL900,Medium parameters used (interpolated): $f = 836.49$ MHz; $\sigma = 0.901$ mho/m; $\epsilon_r = 41.9$; $\rho = 1000$ kg/m³

Phantom: SAM 12,Phantom section: Right Section

DASY4 Configuration:

Probe: ET3DV6 - SN1713, ConvF(6.29, 6.29, 6.29), Calibrated: 5/19/2005

Sensor-Surface: 4mm (Mechanical And Optical Surface Detection),

Electronics: DAE4 Sn530,Calibrated: 1/4/2005

Measurement SW: DASY4, V4.4 Build 3

Postprocessing SW: SEMCAD, V1.8 Build 130

Temperature:

Room T = 21.8 +/- 1 deg C, Liquid T = 22.0 +/- 1 deg C

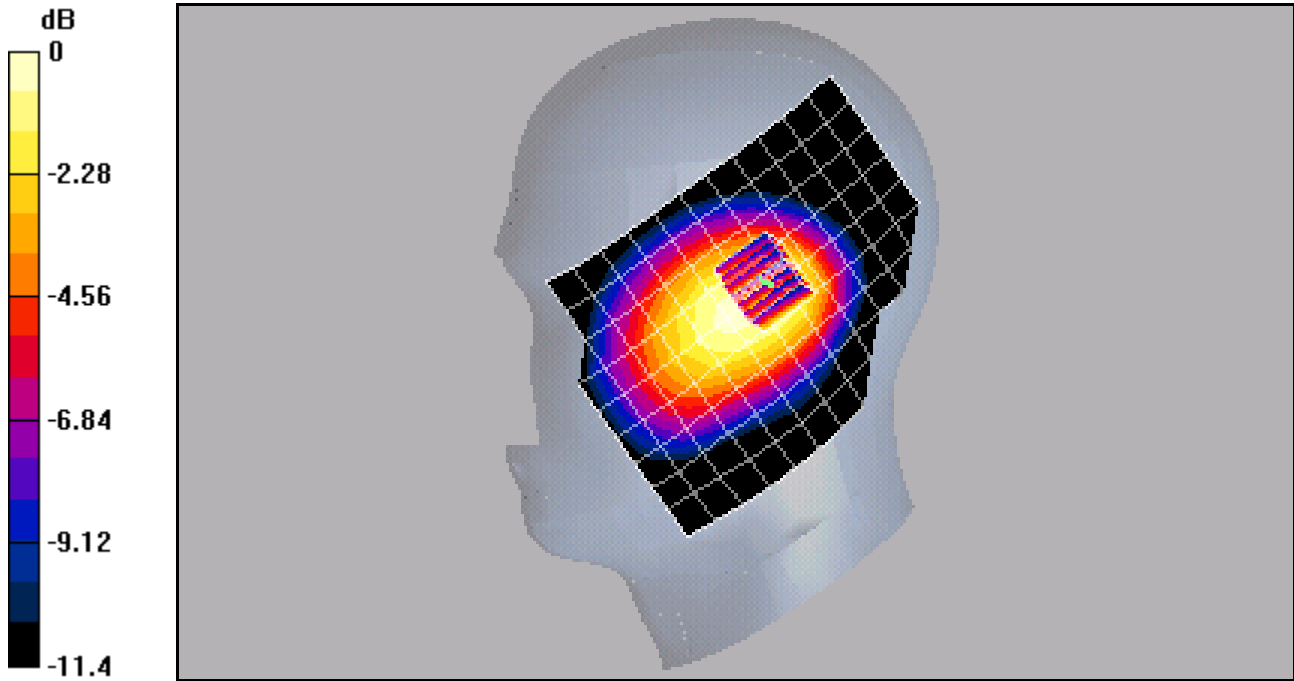
AMPS Ch383 RT/Zoom Scan (7x7x7)/Cube 0: Measurement grid: dx=5mm, dy=5mm, dz=5mm

Reference Value = 29.6 V/m; Power Drift = -0.3 dB

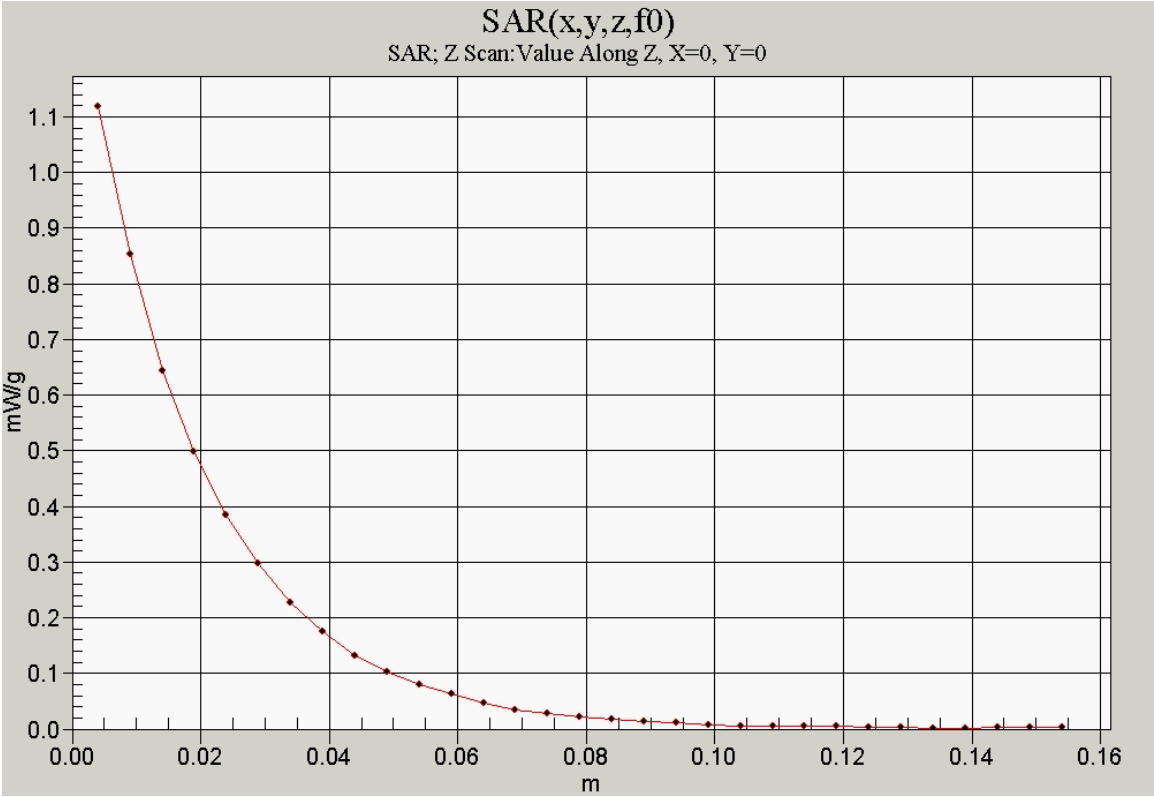
Peak SAR (extrapolated) = 0.915 W/kg

SAR(1 g) = 0.667 mW/g; SAR(10 g) = 0.479 mW/g

[Info: Interpolated medium parameters used for SAR evaluation!](#)



0 dB = 0.712mW/g



Test Laboratory: Kyocera

KX5-5X0 #TQSR, CDMA-800 ch777 Left Cheek Phone Open, Standard Battery with Bluetooth On

Communication System: CDMA-800, Frequency: 848.31 MHz, Duty Cycle: 1:1

Medium: HSL900,Medium parameters used (interpolated): $f = 848.31$ MHz; $\sigma = 0.895$ mho/m; $\epsilon_r = 41.4$; $\rho = 1000$ kg/m³

Phantom: SAM 12,Phantom section: Left Section

DASY4 Configuration:

Probe: ET3DV6 - SN1713, ConvF(6.29, 6.29, 6.29), Calibrated: 5/19/2005

Sensor-Surface: 4mm (Mechanical And Optical Surface Detection),

Electronics: DAE4 Sn530,Calibrated: 1/4/2005

Measurement SW: DASY4, V4.4 Build 3

Postprocessing SW: SEMCAD, V1.8 Build 130

Temperature:

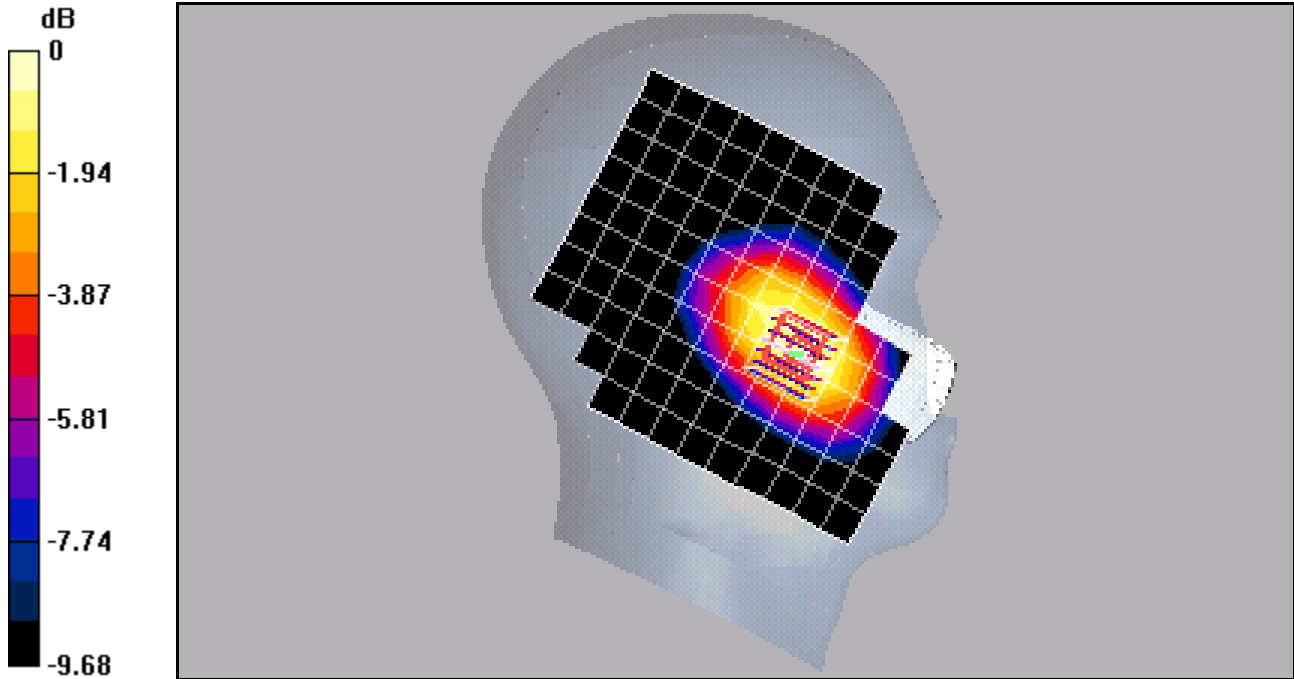
Room T = 21.8 +/- 1 deg C, Liquid T = 22.0 +/- 1 deg C

CDMA-800 ch777 LC/Zoom Scan (7x7x7)/Cube 0: Measurement grid: dx=5mm, dy=5mm, dz=5mm

Reference Value = 17.8 V/m; Power Drift = -0.1 dB

Peak SAR (extrapolated) = 1.48 W/kg

SAR(1 g) = 1.13 mW/g; SAR(10 g) = 0.806 mW/g



0 dB = 1.21mW/g

Test Laboratory: Kyocera

KX5-5X0 #TQSR, CDMA-800 ch383 Left Tilt Phone Open with Extended Battery

Communication System: CDMA-800, Frequency: 836.49 MHz, Duty Cycle: 1:1

Medium: HSL900,Medium parameters used (interpolated): $f = 836.49$ MHz; $\sigma = 0.904$ mho/m; $\epsilon_r = 41.7$; $\rho = 1000$ kg/m³

Phantom: SAM 12,Phantom section: Left Section

DASY4 Configuration:

Probe: ET3DV6 - SN1713, ConvF(6.29, 6.29, 6.29), Calibrated: 5/19/2005

Sensor-Surface: 4mm (Mechanical And Optical Surface Detection),

Electronics: DAE4 Sn530,Calibrated: 1/4/2005

Measurement SW: DASY4, V4.4 Build 3

Postprocessing SW: SEMCAD, V1.8 Build 130

Temperature:

Room T = 21.8 +/- 1 deg C, Liquid T = 22.0 +/- 1 deg C

CDMA-800 ch383 LT/Zoom Scan (7x7x7)/Cube 0: Measurement grid: dx=5mm, dy=5mm, dz=5mm

Reference Value = 24.5 V/m; Power Drift = 0.008 dB

Peak SAR (extrapolated) = 0.947 W/kg

SAR(1 g) = 0.749 mW/g; SAR(10 g) = 0.554 mW/g

[Info: Interpolated medium parameters used for SAR evaluation!](#)

Maximum value of SAR (measured) = 0.799 mW/g

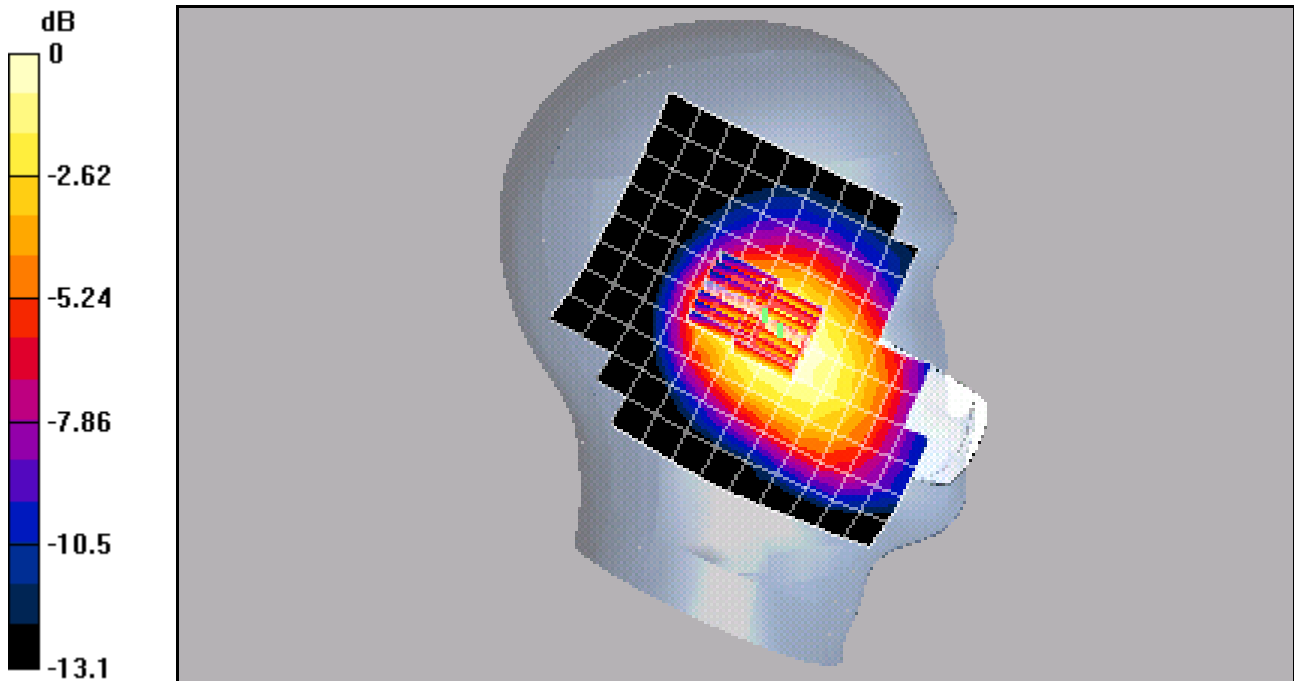
CDMA-800 ch383 LT/Zoom Scan (7x7x7)/Cube 1: Measurement grid: dx=5mm, dy=5mm, dz=5mm

Reference Value = 24.5 V/m; Power Drift = 0.008 dB

Peak SAR (extrapolated) = 0.898 W/kg

SAR(1 g) = 0.646 mW/g; SAR(10 g) = 0.432 mW/g

[Info: Interpolated medium parameters used for SAR evaluation!](#)



0 dB = 0.749mW/g

Test Laboratory: Kyocera

KX5-5X0 #TQSR, CDMA-800 ch777 Right Cheek Phone Open with Standard Battery

Communication System: CDMA-800, Frequency: 848.31 MHz, Duty Cycle: 1:1

Medium: HSL900,Medium parameters used (interpolated): $f = 848.31 \text{ MHz}$; $\sigma = 0.901 \text{ mho/m}$; $\epsilon_r = 41.9$; $\rho = 1000 \text{ kg/m}^3$

Phantom: SAM 12,Phantom section: Right Section

DASY4 Configuration:

Probe: ET3DV6 - SN1713, ConvF(6.29, 6.29, 6.29), Calibrated: 5/19/2005

Sensor-Surface: 4mm (Mechanical And Optical Surface Detection),

Electronics: DAE4 Sn530,Calibrated: 1/4/2005

Measurement SW: DASY4, V4.4 Build 3

Postprocessing SW: SEMCAD, V1.8 Build 130

Temperature:

Room T = 21.8 +/- 1 deg C, Liquid T = 22.0 +/- 1 deg C

CDMA-800 Ch777 RC/Zoom Scan (7x7x7)/Cube 0: Measurement grid: dx=5mm, dy=5mm, dz=5mm

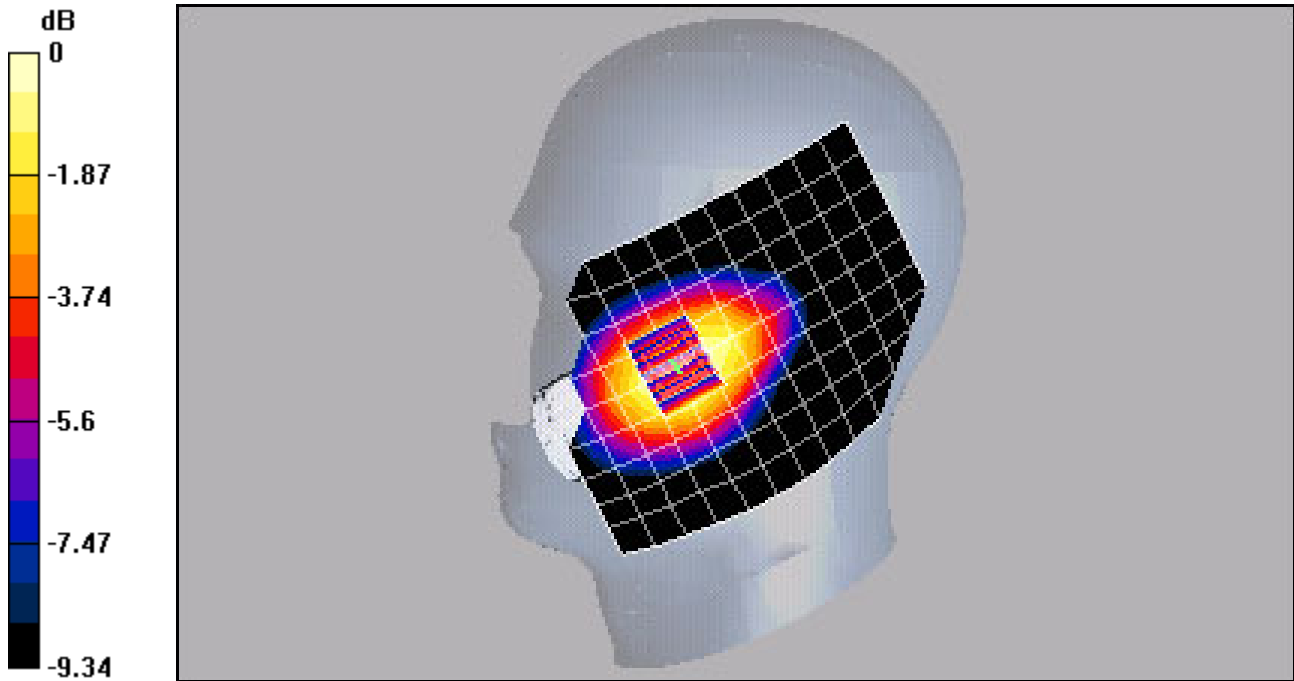
Reference Value = 19.3 V/m; Power Drift = -0.2 dB

Peak SAR (extrapolated) = 1.34 W/kg

SAR(1 g) = 1.05 mW/g; SAR(10 g) = 0.763 mW/g

[Info: Interpolated medium parameters used for SAR evaluation!](#)

Maximum value of SAR (measured) = 1.12 mW/g



0 dB = 1.12mW/g

Test Laboratory: Kyocera

KX5-5X0 #TQSR, CDMA-800 ch383 Right Tilt Phone Open with Standard Battery

Communication System: CDMA-800, Frequency: 836.49 MHz, Duty Cycle: 1:1

Medium: HSL900,Medium parameters used (interpolated): $f = 836.49$ MHz; $\sigma = 0.901$ mho/m; $\epsilon_r = 41.9$; $\rho = 1000$ kg/m³

Phantom: SAM 12,Phantom section: Right Section

DASY4 Configuration:

Probe: ET3DV6 - SN1713, ConvF(6.29, 6.29, 6.29), Calibrated: 5/19/2005

Sensor-Surface: 4mm (Mechanical And Optical Surface Detection),

Electronics: DAE4 Sn530,Calibrated: 1/4/2005

Measurement SW: DASY4, V4.4 Build 3

Postprocessing SW: SEMCAD, V1.8 Build 130

Temperature:

Room T = 21.8 +/- 1 deg C, Liquid T = 22.0 +/- 1 deg C

CDMA-800 Ch383 RT/Zoom Scan (7x7x7)/Cube 0: Measurement grid: dx=5mm, dy=5mm, dz=5mm

Reference Value = 22.9 V/m; Power Drift = -0.2 dB

Peak SAR (extrapolated) = 0.749 W/kg

SAR(1 g) = 0.598 mW/g; SAR(10 g) = 0.443 mW/g

[Info: Interpolated medium parameters used for SAR evaluation!](#)

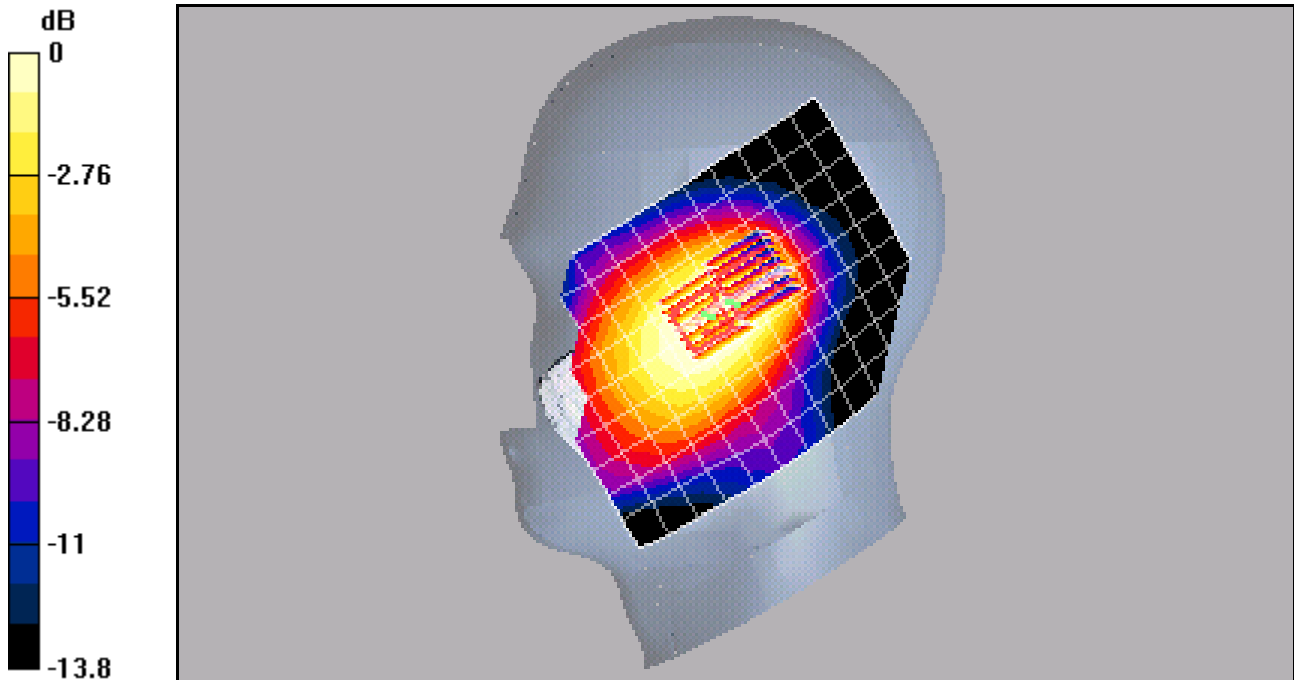
Maximum value of SAR (measured) = 0.625 mW/g

CDMA-800 Ch383 RT/Zoom Scan (7x7x7)/Cube 1: Measurement grid: dx=5mm, dy=5mm, dz=5mm

Reference Value = 22.9 V/m; Power Drift = -0.2 dB

Peak SAR (extrapolated) = 0.680 W/kg

SAR(1 g) = 0.450 mW/g; SAR(10 g) = 0.309 mW/g



0 dB = 0.532mW/g

Test Laboratory: Kyocera

KX5-5X0 #TQSR, CDMA-800 ch777 Left Cheek Closed, Standard Battery with Bluetooth On

Communication System: CDMA-800, Frequency: 848.31 MHz, Duty Cycle: 1:1

Medium: HSL900,Medium parameters used (interpolated): $f = 848.31$ MHz; $\sigma = 0.895$ mho/m; $\epsilon_r = 41.4$; $\rho = 1000$ kg/m³

Phantom: SAM 12,Phantom section: Left Section

DASY4 Configuration:

Probe: ET3DV6 - SN1713, ConvF(6.29, 6.29, 6.29), Calibrated: 5/19/2005

Sensor-Surface: 4mm (Mechanical And Optical Surface Detection),

Electronics: DAE4 Sn530,Calibrated: 1/4/2005

Measurement SW: DASY4, V4.4 Build 3

Postprocessing SW: SEMCAD, V1.8 Build 130

Temperature:

Room T = 21.8 +/- 1 deg C, Liquid T = 22.0 +/- 1 deg C

CDMA-800 ch777 LC/Zoom Scan (7x7x7)/Cube 0: Measurement grid: dx=5mm, dy=5mm, dz=5mm

Reference Value = 29.7 V/m; Power Drift = -0.1 dB

Peak SAR (extrapolated) = 1.12 W/kg

SAR(1 g) = 0.832 mW/g; SAR(10 g) = 0.607 mW/g

[Info: Interpolated medium parameters used for SAR evaluation!](#)

Maximum value of SAR (measured) = 0.877 mW/g

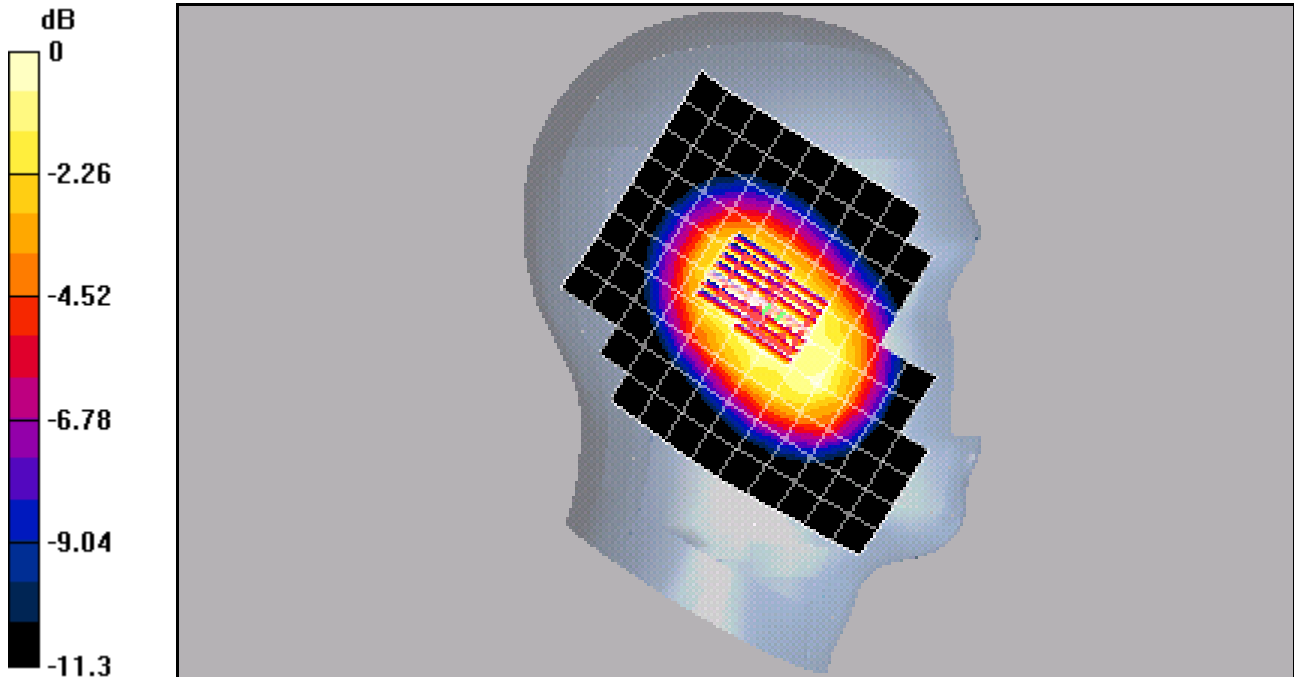
CDMA-800 ch777 LC/Zoom Scan (7x7x7)/Cube 1: Measurement grid: dx=5mm, dy=5mm, dz=5mm

Reference Value = 29.7 V/m; Power Drift = -0.1 dB

Peak SAR (extrapolated) = 1.05 W/kg

SAR(1 g) = 0.756 mW/g; SAR(10 g) = 0.540 mW/g

[Info: Interpolated medium parameters used for SAR evaluation!](#)



0 dB = 0.841mW/g

Test Laboratory: Kyocera

KX5-5X0 #TQSR, CDMA-800 ch383 Left Tilt Closed with Standard Battery

Communication System: CDMA-800, Frequency: 836.49 MHz, Duty Cycle: 1:1

Medium: HSL900,Medium parameters used (interpolated): $f = 836.49$ MHz; $\sigma = 0.888$ mho/m; $\epsilon_r = 40.7$; $\rho = 1000$ kg/m³

Phantom: SAM 12,Phantom section: Left Section

DASY4 Configuration:

Probe: ET3DV6 - SN1713, ConvF(6.29, 6.29, 6.29), Calibrated: 5/19/2005

Sensor-Surface: 4mm (Mechanical And Optical Surface Detection),

Electronics: DAE4 Sn530,Calibrated: 1/4/2005

Measurement SW: DASY4, V4.4 Build 3

Postprocessing SW: SEMCAD, V1.8 Build 130

Temperature:

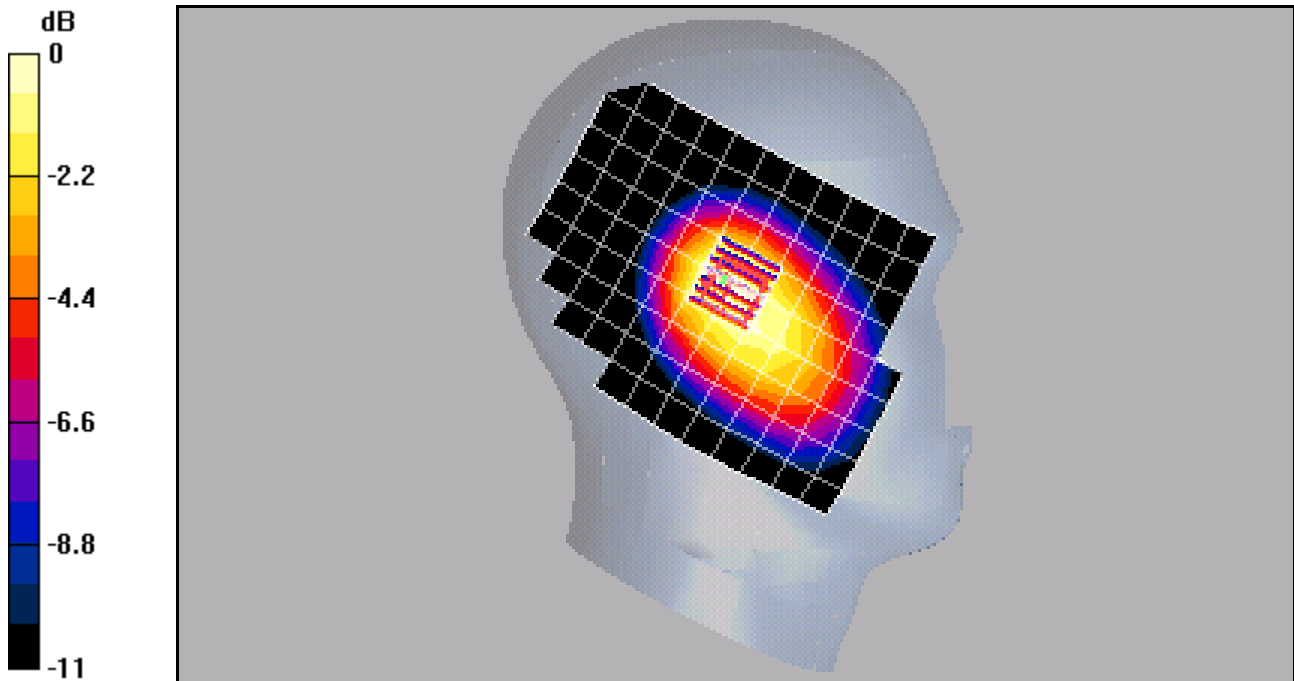
Room T = 21.8 +/- 1 deg C, Liquid T = 22.0 +/- 1 deg C

CDMA-800 Ch383 LT/Zoom Scan (7x7x7)/Cube 0: Measurement grid: dx=5mm, dy=5mm, dz=5mm

Reference Value = 30.4 V/m; Power Drift = -0.2 dB

Peak SAR (extrapolated) = 1.11 W/kg

SAR(1 g) = 0.763 mW/g; SAR(10 g) = 0.535 mW/g



0 dB = 0.819mW/g

Test Laboratory: Kyocera

KX5-5X0 #TQSR, CDMA-800 ch383 Right Cheek Phone Closed, Standard Battery with Bluetooth On

Communication System: CDMA-800, Frequency: 836.49 MHz, Duty Cycle: 1:1

Medium: HSL900,Medium parameters used (interpolated): $f = 836.49$ MHz; $\sigma = 0.901$ mho/m; $\epsilon_r = 41.9$; $\rho = 1000$ kg/m³

Phantom: SAM 12,Phantom section: Right Section

DASY4 Configuration:

Probe: ET3DV6 - SN1713, ConvF(6.29, 6.29, 6.29), Calibrated: 5/19/2005

Sensor-Surface: 4mm (Mechanical And Optical Surface Detection),

Electronics: DAE4 Sn530,Calibrated: 1/4/2005

Measurement SW: DASY4, V4.4 Build 3

Postprocessing SW: SEMCAD, V1.8 Build 130

Temperature:

Room T = 21.8 +/- 1 deg C, Liquid T = 22.0 +/- 1 deg C

CDMA-800 Ch383 RC/Zoom Scan (7x7x7)/Cube 0: Measurement grid: dx=5mm, dy=5mm, dz=5mm

Reference Value = 28.1 V/m; Power Drift = -0.2 dB

Peak SAR (extrapolated) = 0.917 W/kg

SAR(1 g) = 0.683 mW/g; SAR(10 g) = 0.498 mW/g

[Info: Interpolated medium parameters used for SAR evaluation!](#)

Maximum value of SAR (measured) = 0.723 mW/g

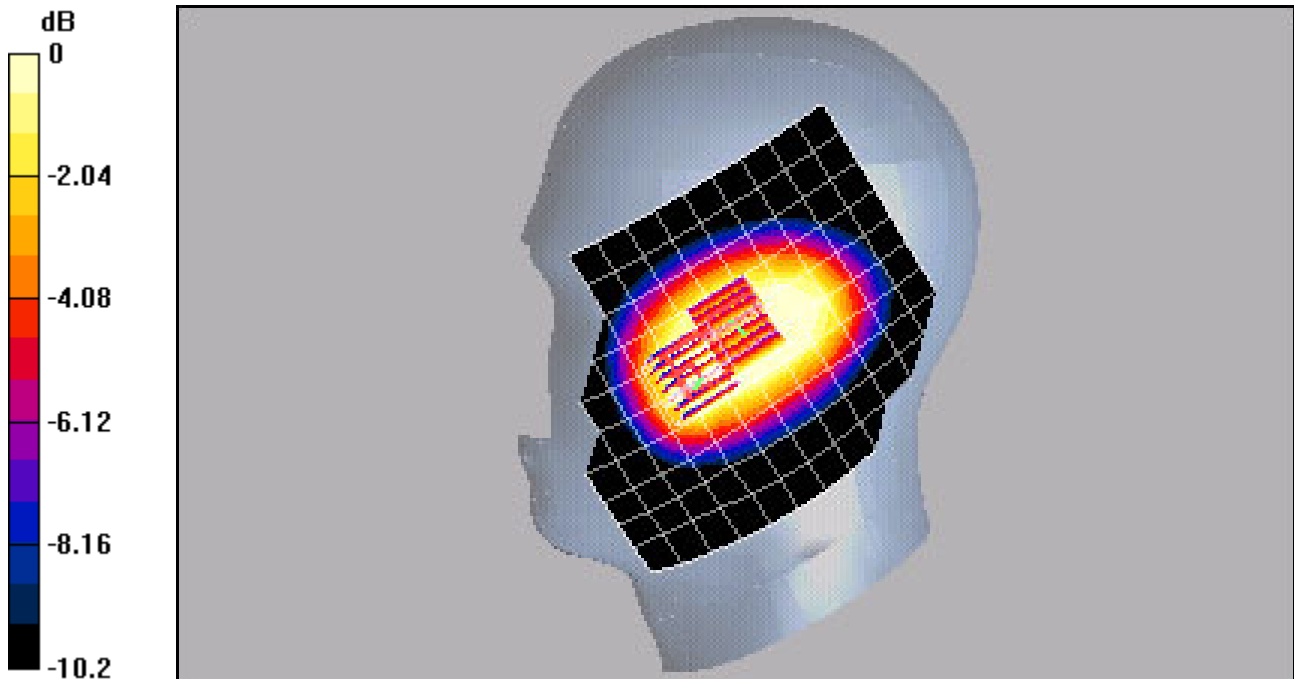
CDMA-800 Ch383 RC/Zoom Scan (7x7x7)/Cube 1: Measurement grid: dx=5mm, dy=5mm, dz=5mm

Reference Value = 28.1 V/m; Power Drift = -0.2 dB

Peak SAR (extrapolated) = 0.723 W/kg

SAR(1 g) = 0.522 mW/g; SAR(10 g) = 0.387 mW/g

[Info: Interpolated medium parameters used for SAR evaluation!](#)



0 dB = 0.556mW/g

Test Laboratory: Kyocera

KX5-5X0 #TQSR, CDMA-800 ch383 Right Tilt Phone Closed, Standard Battery with Bluetooth On

Communication System: CDMA-800, Frequency: 836.49 MHz, Duty Cycle: 1:1

Medium: HSL900,Medium parameters used (interpolated): $f = 836.49$ MHz; $\sigma = 0.901$ mho/m; $\epsilon_r = 41.9$; $\rho = 1000$ kg/m³

Phantom: SAM 12,Phantom section: Right Section

DASY4 Configuration:

Probe: ET3DV6 - SN1713, ConvF(6.29, 6.29, 6.29), Calibrated: 5/19/2005

Sensor-Surface: 4mm (Mechanical And Optical Surface Detection),

Electronics: DAE4 Sn530,Calibrated: 1/4/2005

Measurement SW: DASY4, V4.4 Build 3

Postprocessing SW: SEMCAD, V1.8 Build 130

Temperature:


Room T = 21.8 +/- 1 deg C, Liquid T = 22.0 +/- 1 deg C

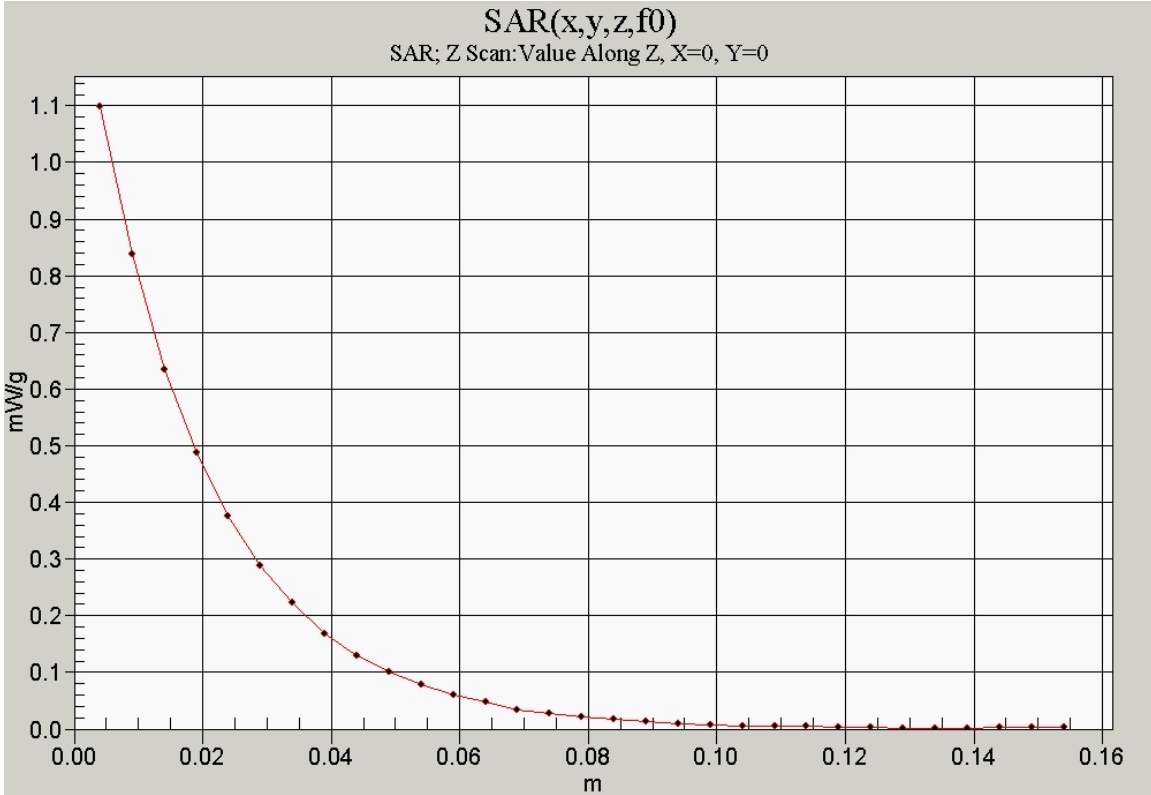
CDMA-800 Ch383 RT/Zoom Scan (7x7x7)/Cube 0: Measurement grid: dx=5mm, dy=5mm, dz=5mm

Reference Value = 29.7 V/m; Power Drift = 0.1 dB

Peak SAR (extrapolated) = 0.929 W/kg

SAR(1 g) = 0.670 mW/g; SAR(10 g) = 0.479 mW/g





Test Laboratory: Kyocera

KX5-5X0 #TQSR, CDMA-1900 ch600 Left Cheek Phone Open with Extended Battery

Communication System: CDMA-1900, Frequency: 1880 MHz, Duty Cycle: 1:1

Medium: HSL1800,Medium parameters used: $f = 1880$ MHz; $\sigma = 1.39$ mho/m; $\epsilon_r = 41.6$; $\rho = 1000$ kg/m³

Phantom: SAM 12,Phantom section: Left Section

DASY4 Configuration:

Probe: ET3DV6 - SN1713, ConvF(5.18, 5.18, 5.18), Calibrated: 5/19/2005

Sensor-Surface: 4mm (Mechanical And Optical Surface Detection),

Electronics: DAE4 Sn530,Calibrated: 1/4/2005

Measurement SW: DASY4, V4.4 Build 3

Postprocessing SW: SEMCAD, V1.8 Build 130

Temperature:

Room T = 21.8 +/- 1 deg C, Liquid T = 22.0 +/- 1 deg C

CDMA-1900 Ch600 LC/Zoom Scan (7x7x7)/Cube 0: Measurement grid: dx=5mm, dy=5mm, dz=5mm

Reference Value = 9.82 V/m; Power Drift = 0.1 dB

Peak SAR (extrapolated) = 0.911 W/kg

SAR(1 g) = 0.612 mW/g; SAR(10 g) = 0.371 mW/g

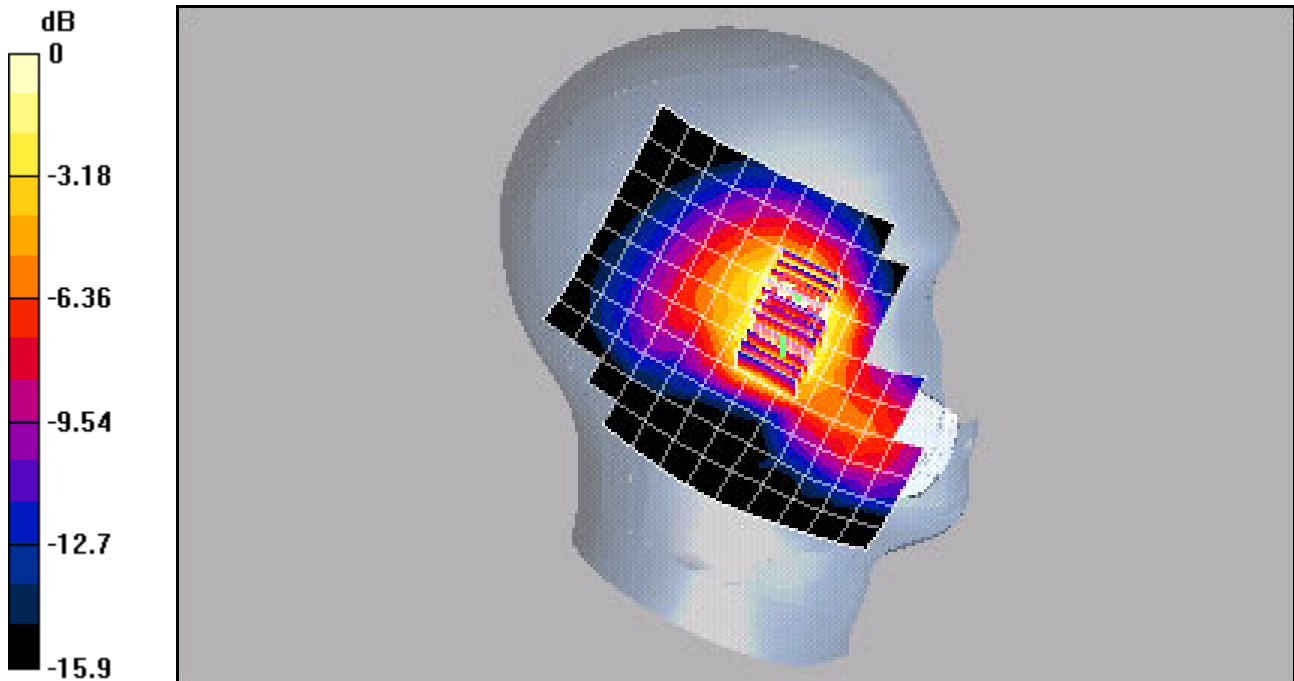
Maximum value of SAR (measured) = 0.676 mW/g

CDMA-1900 Ch600 LC/Zoom Scan (7x7x7)/Cube 1: Measurement grid: dx=5mm, dy=5mm, dz=5mm

Reference Value = 9.82 V/m; Power Drift = 0.1 dB

Peak SAR (extrapolated) = 0.923 W/kg

SAR(1 g) = 0.535 mW/g; SAR(10 g) = 0.323 mW/g



0 dB = 0.584mW/g

Test Laboratory: Kyocera

KX5-5X0 #TQSR, CDMA-1900 ch600 Left Tilt Phone Open with Extended Battery

Communication System: CDMA-1900, Frequency: 1880 MHz, Duty Cycle: 1:1

Medium: HSL1800, Medium parameters used: $f = 1880$ MHz; $\sigma = 1.39$ mho/m; $\epsilon_r = 41.6$; $\rho = 1000$ kg/m³

Phantom: SAM 12, Phantom section: Left Section

DASY4 Configuration:

Probe: ET3DV6 - SN1713, ConvF(5.18, 5.18, 5.18), Calibrated: 5/19/2005

Sensor-Surface: 4mm (Mechanical And Optical Surface Detection),

Electronics: DAE4 Sn530, Calibrated: 1/4/2005

Measurement SW: DASY4, V4.4 Build 3

Postprocessing SW: SEMCAD, V1.8 Build 130

Temperature:

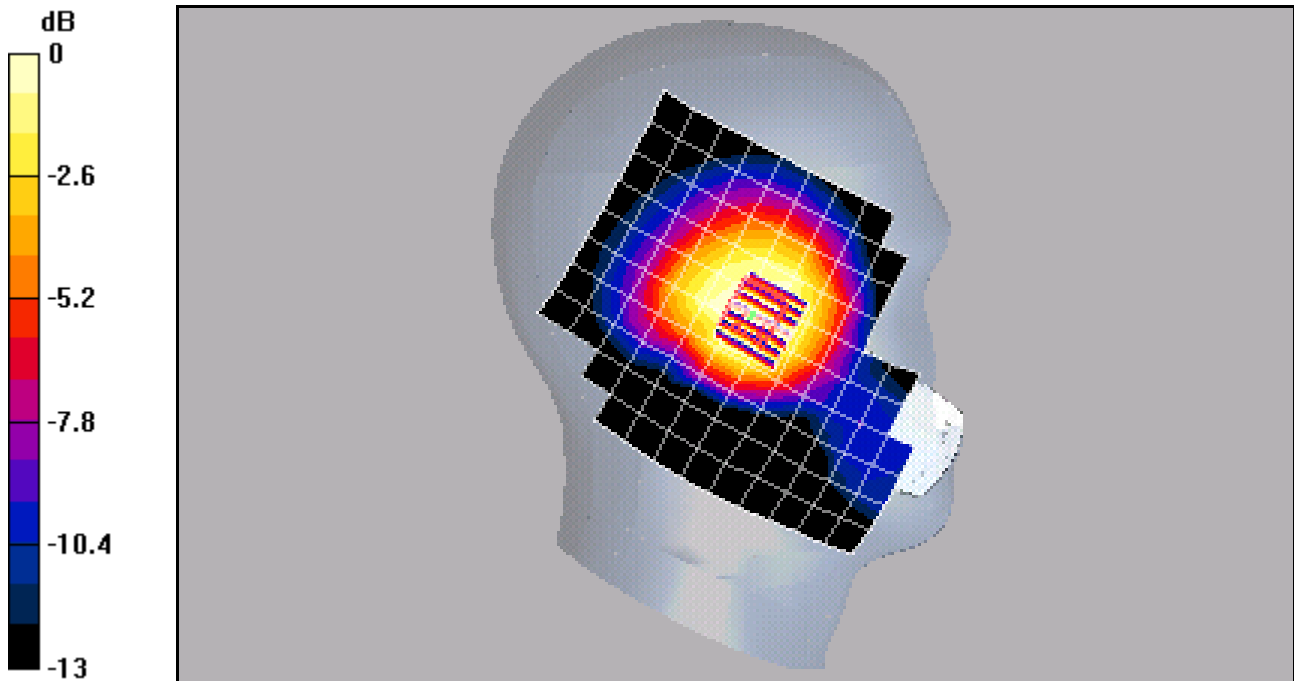
Room T = 21.8 +/- 1 deg C, Liquid T = 22.0 +/- 1 deg C

CDMA-1900 Ch600 LT/Zoom Scan (7x7x7)/Cube 0: Measurement grid: dx=5mm, dy=5mm, dz=5mm

Reference Value = 14.9 V/m; Power Drift = -0.2 dB

Peak SAR (extrapolated) = 0.499 W/kg

SAR(1 g) = 0.348 mW/g; SAR(10 g) = 0.237 mW/g



0 dB = 0.371mW/g

Test Laboratory: Kyocera

KX5-5X0 #TQSR, CDMA-1900 ch600 Right Cheek Phone Open with Extended Battery

Communication System: CDMA-1900, Frequency: 1880 MHz, Duty Cycle: 1:1

Medium: HSL1800,Medium parameters used: $f = 1880$ MHz; $\sigma = 1.39$ mho/m; $\epsilon_r = 41.5$; $\rho = 1000$ kg/m³

Phantom: SAM 12,Phantom section: Right Section

DASY4 Configuration:

Probe: ET3DV6 - SN1713, ConvF(5.18, 5.18, 5.18), Calibrated: 5/19/2005

Sensor-Surface: 4mm (Mechanical And Optical Surface Detection),

Electronics: DAE4 Sn530,Calibrated: 1/4/2005

Measurement SW: DASY4, V4.4 Build 3

Postprocessing SW: SEMCAD, V1.8 Build 130

Temperature:

Room T = 21.8 +/- 1 deg C, Liquid T = 22.0 +/- 1 deg C

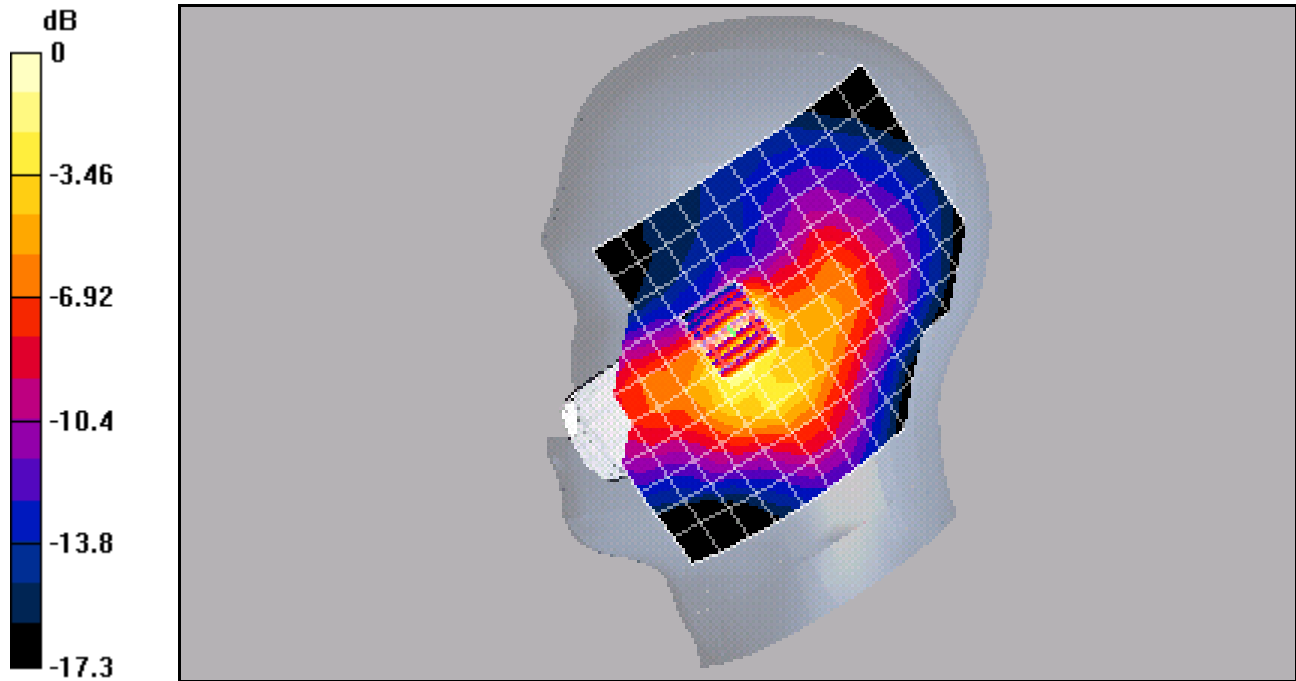
CDMA-1900 Ch600 RC/Zoom Scan (7x7x7)/Cube 0: Measurement grid: dx=5mm, dy=5mm, dz=5mm

Reference Value = 9.09 V/m; Power Drift = -0.2 dB

Peak SAR (extrapolated) = 0.679 W/kg

SAR(1 g) = 0.432 mW/g; SAR(10 g) = 0.241 mW/g

Maximum value of SAR (measured) = 0.473 mW/g



0 dB = 0.473mW/g

Test Laboratory: Kyocera

KX5-5X0 #TQSR, CDMA-1900 Right Tilt Phone Open with Extended Battery

Communication System: CDMA-1900, Frequency: 1880 MHz, Duty Cycle: 1:1

Medium: HSL1800,Medium parameters used: f = 1880 MHz; $\sigma = 1.39$ mho/m; $\epsilon_r = 41.5$; $\rho = 1000$ kg/m³

Phantom: SAM 12,Phantom section: Right Section

DASY4 Configuration:

Probe: ET3DV6 - SN1713, ConvF(5.18, 5.18, 5.18), Calibrated: 5/19/2005

Sensor-Surface: 4mm (Mechanical And Optical Surface Detection),

Electronics: DAE4 Sn530,Calibrated: 1/4/2005

Measurement SW: DASY4, V4.4 Build 3

Postprocessing SW: SEMCAD, V1.8 Build 130

Temperature:

Room T = 21.8 +/- 1 deg C, Liquid T = 22.0 +/- 1 deg C

CDMA-1900 Ch600 RT/Zoom Scan (7x7x7)/Cube 0: Measurement grid: dx=5mm, dy=5mm, dz=5mm

Reference Value = 13.5 V/m; Power Drift = -0.3 dB

Peak SAR (extrapolated) = 0.364 W/kg

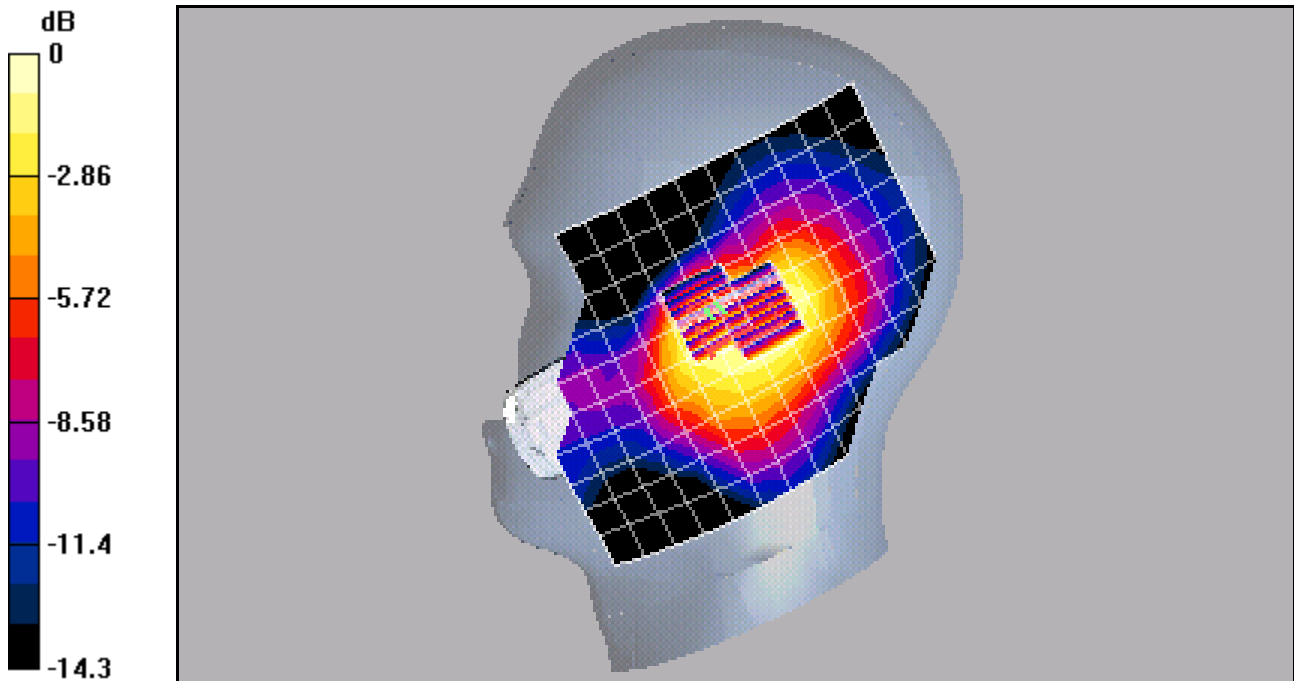
SAR(1 g) = 0.245 mW/g; SAR(10 g) = 0.156 mW/g

CDMA-1900 Ch600 RT/Zoom Scan (7x7x7)/Cube 1: Measurement grid: dx=5mm, dy=5mm, dz=5mm

Reference Value = 13.5 V/m; Power Drift = -0.3 dB

Peak SAR (extrapolated) = 0.336 W/kg

SAR(1 g) = 0.219 mW/g; SAR(10 g) = 0.145 mW/g



0 dB = 0.253mW/g

Test Laboratory: The name of your organization

KX5-5X0 #TQSR, CDMA-1900 ch25 Left Cheek Closed with Standard Battery

Communication System: CDMA-1900, Frequency: 1851.25 MHz, Duty Cycle: 1:1

Medium: HSL1800,Medium parameters used (interpolated): $f = 1851.25$ MHz; $\sigma = 1.39$ mho/m; $\epsilon_r = 41.6$; $\rho = 1000$ kg/m³

Phantom: SAM 12,Phantom section: Left Section

DASY4 Configuration:

Probe: ET3DV6 - SN1713, ConvF(5.18, 5.18, 5.18), Calibrated: 5/19/2005

Sensor-Surface: 4mm (Mechanical And Optical Surface Detection),

Electronics: DAE4 Sn530,Calibrated: 1/4/2005

Measurement SW: DASY4, V4.4 Build 3

Postprocessing SW: SEMCAD, V1.8 Build 130

Temperature:

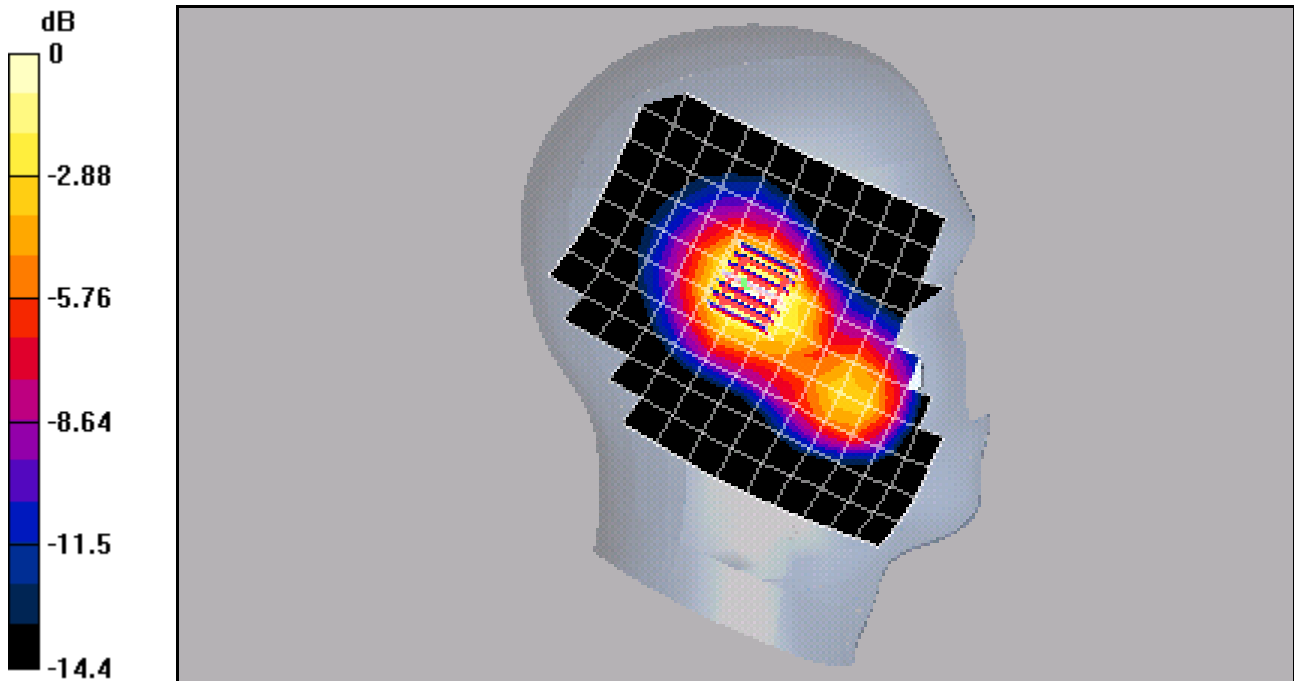
Room T = 21.8 +/- 1 deg C, Liquid T = 22.0 +/- 1 deg C

CDMA-1900 Ch25 LC/Zoom Scan (7x7x7)/Cube 0: Measurement grid: dx=5mm, dy=5mm, dz=5mm

Reference Value = 24.9 V/m; Power Drift = -0.1 dB

Peak SAR (extrapolated) = 1.7 W/kg

SAR(1 g) = 1.05 mW/g; SAR(10 g) = 0.632 mW/g



0 dB = 1.14mW/g

Test Laboratory: The name of your organization

KX5-5X0 #TQSR, CDMA-1900 ch600 Left Tilt Phone Closed, Standard Battery with Bluetooth On

Communication System: CDMA-1900, Frequency: 1880 MHz, Duty Cycle: 1:1

Medium: HSL1800,Medium parameters used: $f = 1880$ MHz; $\sigma = 1.39$ mho/m; $\epsilon_r = 41.6$; $\rho = 1000$ kg/m³

Phantom: SAM 12,Phantom section: Left Section

DASY4 Configuration:

Probe: ET3DV6 - SN1713, ConvF(5.18, 5.18, 5.18), Calibrated: 5/19/2005

Sensor-Surface: 4mm (Mechanical And Optical Surface Detection),

Electronics: DAE4 Sn530,Calibrated: 1/4/2005

Measurement SW: DASY4, V4.4 Build 3

Postprocessing SW: SEMCAD, V1.8 Build 130

Temperature:

Room T = 21.8 +/- 1 deg C, Liquid T = 22.0 +/- 1 deg C

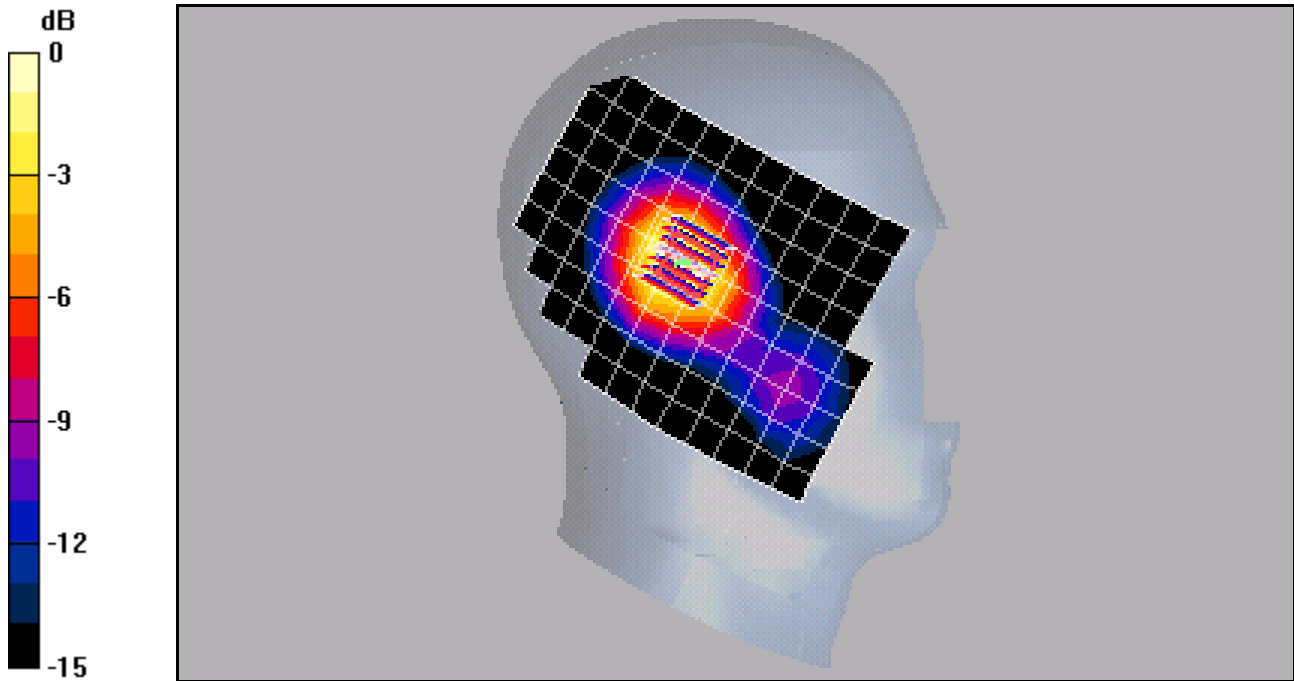
CDMA-1900 Ch600 LT/Zoom Scan (7x7x7)/Cube 0: Measurement grid: dx=5mm, dy=5mm, dz=5mm

Reference Value = 29.1 V/m; Power Drift = -0.1 dB

Peak SAR (extrapolated) = 2.01 W/kg

SAR(1 g) = 1.26 mW/g; SAR(10 g) = 0.744 mW/g

Maximum value of SAR (measured) = 1.39 mW/g



0 dB = 1.39mW/g

Test Laboratory: The name of your organization

KX5-5X0 #TQSR, CDMA-1900 ch600 Right Cheek Phone Closed with Standard Battery

Communication System: CDMA-1900, Frequency: 1880 MHz, Duty Cycle: 1:1

Medium: HSL1800,Medium parameters used: f = 1880 MHz; $\sigma = 1.38$ mho/m; $\epsilon_r = 41.2$; $\rho = 1000$ kg/m³

Phantom: SAM 12,Phantom section: Right Section

DASY4 Configuration:

Probe: ET3DV6 - SN1713, ConvF(5.18, 5.18, 5.18), Calibrated: 5/19/2005

Sensor-Surface: 4mm (Mechanical And Optical Surface Detection),

Electronics: DAE4 Sn530,Calibrated: 1/4/2005

Measurement SW: DASY4, V4.4 Build 3

Postprocessing SW: SEMCAD, V1.8 Build 130

Temperature:

Room T = 21.8 +/- 1 deg C, Liquid T = 22.0 +/- 1 deg C

CDMA-1900 Ch600 RC/Zoom Scan (7x7x7)/Cube 0: Measurement grid: dx=5mm, dy=5mm, dz=5mm

Reference Value = 28.6 V/m; Power Drift = -0.0 dB

Peak SAR (extrapolated) = 1.41 W/kg

SAR(1 g) = 0.923 mW/g; SAR(10 g) = 0.583 mW/g


CDMA-1900 Ch600 RC/Zoom Scan (7x7x7)/Cube 1: Measurement grid: dx=5mm, dy=5mm, dz=5mm

Reference Value = 28.6 V/m; Power Drift = -0.0 dB

Peak SAR (extrapolated) = 0.898 W/kg

SAR(1 g) = 0.616 mW/g; SAR(10 g) = 0.399 mW/g

Maximum value of SAR (measured) = 0.679 mW/g



0 dB = 0.679mW/g

Test Laboratory: The name of your organization

KX5-5X0 #TQSR, CDMA-1900 ch1175 Right Tilt Phone Closed with Standard Battery

Communication System: CDMA-1900, Frequency: 1908.75 MHz, Duty Cycle: 1:1

Medium: HSL1800,Medium parameters used (interpolated): $f = 1908.75$ MHz; $\sigma = 1.38$ mho/m; $\epsilon_r = 41.2$; $\rho = 1000$ kg/m³

Phantom: SAM 12,Phantom section: Right Section

DASY4 Configuration:

Probe: ET3DV6 - SN1713, ConvF(5.18, 5.18, 5.18), Calibrated: 5/19/2005

Sensor-Surface: 4mm (Mechanical And Optical Surface Detection),

Electronics: DAE4 Sn530,Calibrated: 1/4/2005

Measurement SW: DASY4, V4.4 Build 3

Postprocessing SW: SEMCAD, V1.8 Build 130

Temperature:

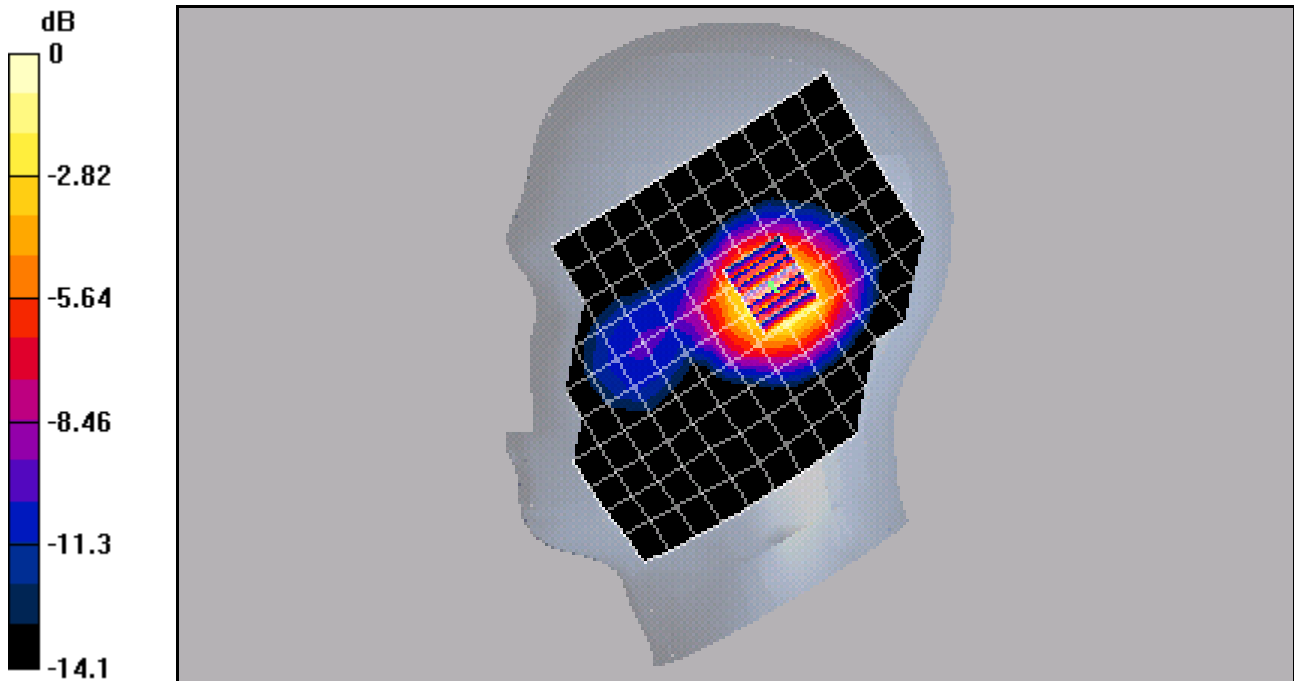
Room T = 21.8 +/- 1 deg C, Liquid T = 22.0 +/- 1 deg C

CDMA-1900 Ch1175 RT/Zoom Scan (7x7x7)/Cube 0: Measurement grid: dx=5mm, dy=5mm, dz=5mm

Reference Value = 28.4 V/m; Power Drift = -0.2 dB

Peak SAR (extrapolated) = 1.73 W/kg

SAR(1 g) = 1.14 mW/g; SAR(10 g) = 0.693 mW/g



0 dB = 1.24mW/g

