


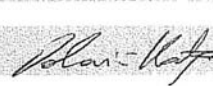
## **APPENDIX C:**

### **Probe Calibration Parameters**

039929

Calibration Laboratory of  
Schmid & Partner  
Engineering AG  
Zeughausstrasse 43, 8004 Zurich, Switzerland

Client **Kyocera USA**

CALIBRATION CERTIFICATE																																			
Object(s)	ET3DV6 - SN:1664																																		
Calibration procedure(s)	QA CAL-01.v2 Calibration procedure for dosimetric E-field probes																																		
Calibration date:	September 2, 2004																																		
Condition of the calibrated item	In Tolerance (according to the specific calibration document)																																		
<p>This calibration certificate documents the traceability to national standards, which realize the physical units of measurements (SI). The measurements and the uncertainties with confidence probability are given on the following pages and are part of the certificate.</p> <p>All calibrations have been conducted in the closed laboratory facility: environment temperature 22 +/- 2 degrees Celsius and humidity &lt; 75%.</p> <p>Calibration Equipment used (M&amp;TE critical for calibration)</p> <table border="1"> <thead> <tr> <th>Model Type</th> <th>ID #</th> <th>Cal Date (Calibrated by, Certificate No.)</th> <th>Scheduled Calibration</th> </tr> </thead> <tbody> <tr> <td>Power meter EPM E4419B</td> <td>GB41293874</td> <td>5-May-04 (METAS, No 251-00388)</td> <td>May-05</td> </tr> <tr> <td>Power sensor E4412A</td> <td>MY41495277</td> <td>5-May-04 (METAS, No 251-00388)</td> <td>May-05</td> </tr> <tr> <td>Reference 20 dB Attenuator</td> <td>SN: 5086 (20b)</td> <td>3-May-04 (METAS, No 251-00389)</td> <td>May-05</td> </tr> <tr> <td>Fluke Process Calibrator Type 702</td> <td>SN: 6295803</td> <td>8-Sep-03 (Sintrel SCS No. E030020)</td> <td>Sep-04</td> </tr> <tr> <td>Power sensor HP 8481A</td> <td>MY41092180</td> <td>18-Sep-02 (SPEAG, in house check Oct03)</td> <td>In house check: Oct 05</td> </tr> <tr> <td>RF generator HP 8684C</td> <td>US3642U01700</td> <td>4-Aug-99 (SPEAG, in house check Aug02)</td> <td>In house check: Aug05</td> </tr> <tr> <td>Network Analyzer HP 8753E</td> <td>US37390585</td> <td>18-Oct-01 (SPEAG, in house check Oct03)</td> <td>In house check: Oct 05</td> </tr> </tbody> </table>				Model Type	ID #	Cal Date (Calibrated by, Certificate No.)	Scheduled Calibration	Power meter EPM E4419B	GB41293874	5-May-04 (METAS, No 251-00388)	May-05	Power sensor E4412A	MY41495277	5-May-04 (METAS, No 251-00388)	May-05	Reference 20 dB Attenuator	SN: 5086 (20b)	3-May-04 (METAS, No 251-00389)	May-05	Fluke Process Calibrator Type 702	SN: 6295803	8-Sep-03 (Sintrel SCS No. E030020)	Sep-04	Power sensor HP 8481A	MY41092180	18-Sep-02 (SPEAG, in house check Oct03)	In house check: Oct 05	RF generator HP 8684C	US3642U01700	4-Aug-99 (SPEAG, in house check Aug02)	In house check: Aug05	Network Analyzer HP 8753E	US37390585	18-Oct-01 (SPEAG, in house check Oct03)	In house check: Oct 05
Model Type	ID #	Cal Date (Calibrated by, Certificate No.)	Scheduled Calibration																																
Power meter EPM E4419B	GB41293874	5-May-04 (METAS, No 251-00388)	May-05																																
Power sensor E4412A	MY41495277	5-May-04 (METAS, No 251-00388)	May-05																																
Reference 20 dB Attenuator	SN: 5086 (20b)	3-May-04 (METAS, No 251-00389)	May-05																																
Fluke Process Calibrator Type 702	SN: 6295803	8-Sep-03 (Sintrel SCS No. E030020)	Sep-04																																
Power sensor HP 8481A	MY41092180	18-Sep-02 (SPEAG, in house check Oct03)	In house check: Oct 05																																
RF generator HP 8684C	US3642U01700	4-Aug-99 (SPEAG, in house check Aug02)	In house check: Aug05																																
Network Analyzer HP 8753E	US37390585	18-Oct-01 (SPEAG, in house check Oct03)	In house check: Oct 05																																
Calibrated by:	Name Nico Vetterli	Function Technician	Signature 																																
Approved by:	Name Katja Pokovic	Function Laboratory Director	Signature 																																
Date issued: September 2, 2004																																			
<p>This calibration certificate is issued as an intermediate solution until the accreditation process (based on ISO/IEC 17025 International Standard) for Calibration Laboratory of Schmid &amp; Partner Engineering AG is completed.</p>																																			

# Probe ET3DV6

## SN:1664

Manufactured:	February 8, 2002
Last calibrated:	August 29, 2003
Repaired:	August 25, 2004
Recalibrated:	September 2, 2004

Calibrated for DASY Systems

(Note: non-compatible with DASY2 system!)

**ET3DV6 SN:1664**
**September 2, 2004**
**DASY - Parameters of Probe: ET3DV6 SN:1664**

Sensitivity in Free Space		Diode Compression <sup>A</sup>	
NormX	<b>1.89</b> $\mu\text{V}/(\text{V}/\text{m})^2$	DCP X	<b>96</b> mV
NormY	<b>1.82</b> $\mu\text{V}/(\text{V}/\text{m})^2$	DCP Y	<b>96</b> mV
NormZ	<b>1.66</b> $\mu\text{V}/(\text{V}/\text{m})^2$	DCP Z	<b>96</b> mV

**Sensitivity in Tissue Simulating Liquid (Conversion Factors)**

Please see Page 7.

**Boundary Effect**
**Head                    900 MHz    Typical SAR gradient: 5 % per mm**

Sensor Center to Phantom Surface Distance		<b>3.7 mm</b>	<b>4.7 mm</b>
SAR <sub>be</sub> [%]	Without Correction Algorithm	9.0	4.6
SAR <sub>be</sub> [%]	With Correction Algorithm	0.1	0.3

**Head                    1800 MHz    Typical SAR gradient: 10 % per mm**

Sensor Center to Phantom Surface Distance		<b>3.7 mm</b>	<b>4.7 mm</b>
SAR <sub>be</sub> [%]	Without Correction Algorithm	13.0	8.7
SAR <sub>be</sub> [%]	With Correction Algorithm	0.1	0.1

**Sensor Offset**

Probe Tip to Sensor Center	<b>2.7</b> mm
Optical Surface Detection	<b>in tolerance</b>

**The reported uncertainty of measurement is stated as the standard uncertainty of measurement multiplied by the coverage factor k=2, which for a normal distribution corresponds to a coverage probability of approximately 95%.**

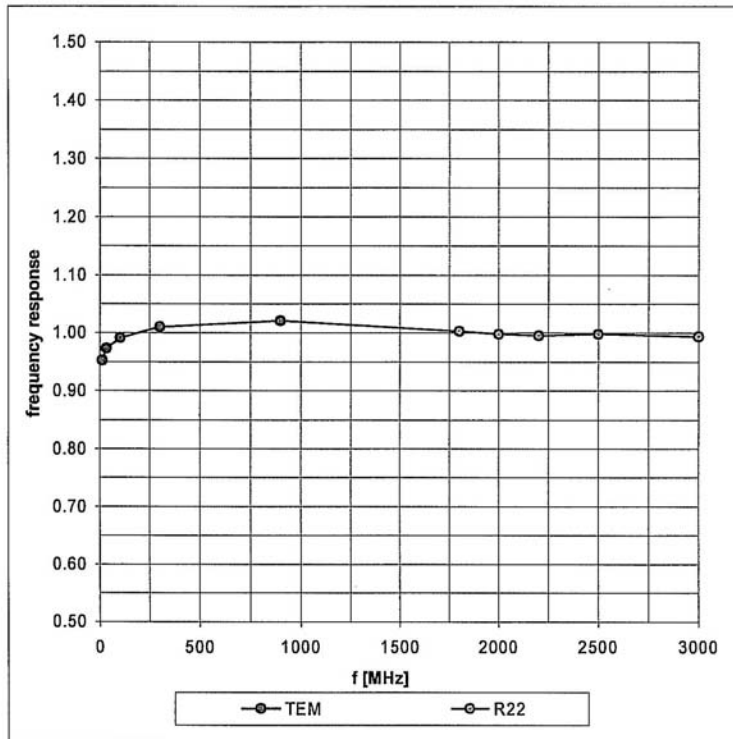
<sup>A</sup> numerical linearization parameter: uncertainty not required

ET3DV6 SN:1664

September 2, 2004

### Frequency Response of E-Field

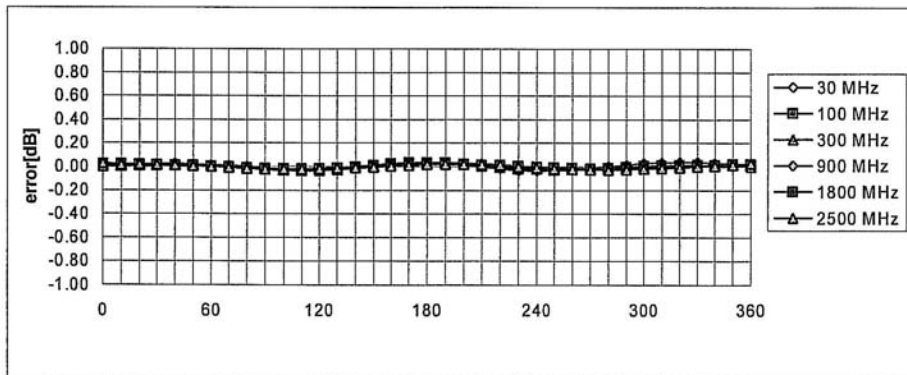
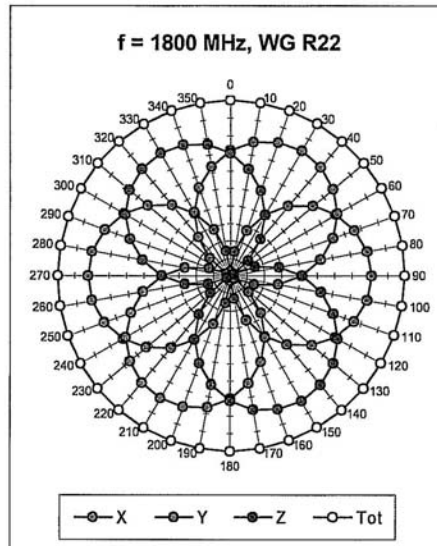
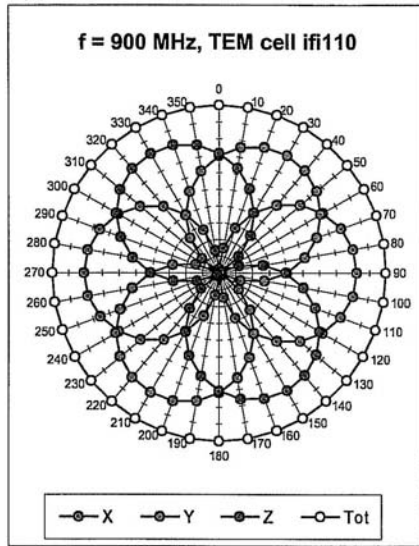
( TEM-Cell:ifi110, Waveguide R22)



ET3DV6 SN:1664

September 2, 2004

**Receiving Pattern ( $\phi$ ),  $\theta = 0^\circ$**

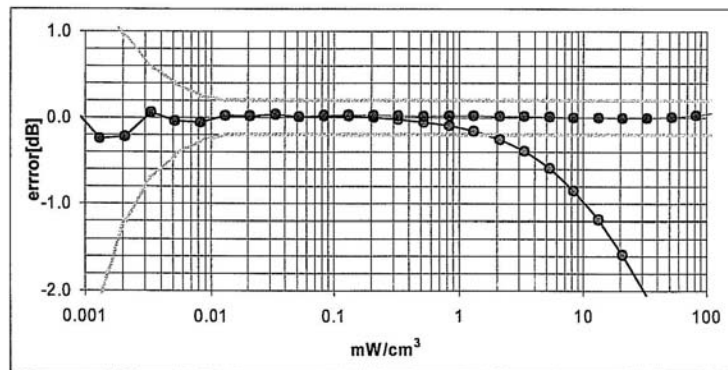
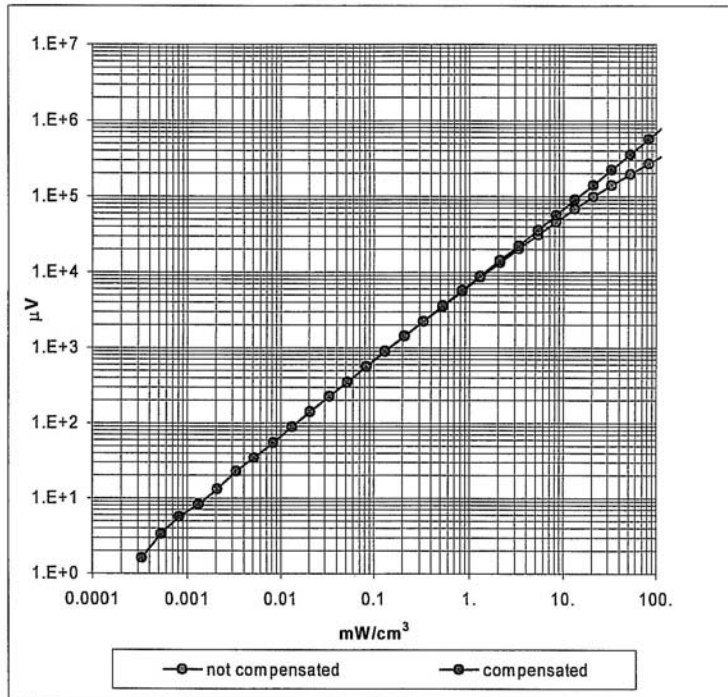


**Axial Isotropy Error <math>\lt; \pm 0.2 \text{ dB}</math>**

ET3DV6 SN:1664

September 2, 2004

### Dynamic Range $f(\text{SAR}_{\text{head}})$ ( Waveguide R22 )

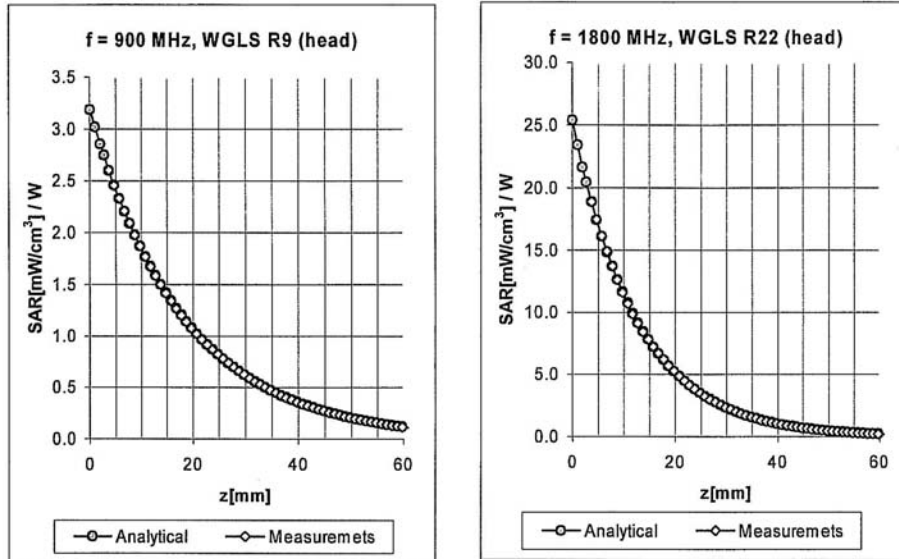


Probe Linearity Error  $< \pm 0.2$  dB

ET3DV6 SN:1664

September 2, 2004

### Conversion Factor Assessment



f [MHz]	Validity [MHz] <sup>B</sup>	Tissue	Permittivity	Conductivity	Alpha	Depth	ConvF Uncertainty
900	800-1000	Head	41.5 ± 5%	0.97 ± 5%	0.64	1.80	6.56 ± 11.3% (k=2)
1800	1710-1910	Head	40.0 ± 5%	1.40 ± 5%	0.48	2.61	5.43 ± 11.7% (k=2)
900	800-1000	Body	55.0 ± 5%	1.05 ± 5%	0.52	2.11	6.17 ± 11.3% (k=2)
1800	1710-1910	Body	53.3 ± 5%	1.52 ± 5%	0.55	2.73	4.72 ± 11.7% (k=2)

<sup>B</sup> The total standard uncertainty is calculated as root-sum-square of standard uncertainty of the Conversion Factor at calibration frequency and the standard uncertainty for the indicated frequency band.

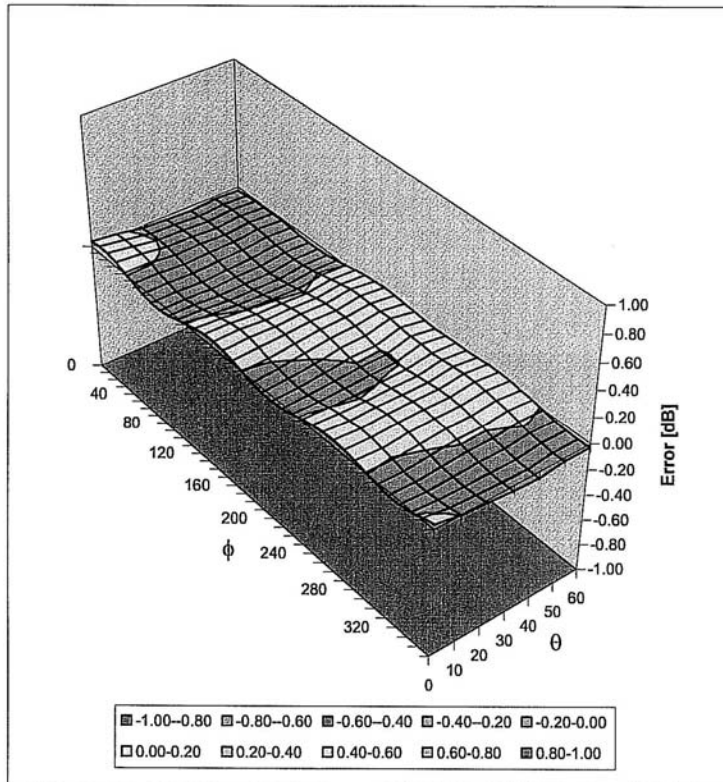


ET3DV6 SN:1664

September 2, 2004

### Deviation from Isotropy in HSL

Error ( $\theta, \phi$ ),  $f = 900$  MHz



**Spherical Isotropy Error  $< \pm 0.4$  dB**

Schmid & Partner Engineering AG

**s p e a g**

Zeughausstrasse 43, 8004 Zurich, Switzerland  
Phone +41 1 245 9700, Fax +41 1 245 9779  
info@speag.com, http://www.speag.com

**CUSTOMER  
COPY**

**PROBE REPAIR REPORT – SPEAG Production Center**

<b>PRODUCT:</b> ET3DV6 Probe	
<b>SERIAL Nr.:</b> 1664	<b>IN DATE:</b> 23-Aug-2004
<b>CUSTOMER:</b> Kyocera USA	
<b>PROBE REPAIR</b>	
<b>MATERIAL</b>	<b>WORK DESCRIPTION</b>
Proximity Sensor (PEEK)	fixed <input type="radio"/> exchanged <input checked="" type="checkbox"/> ..... <input type="radio"/> <b>3.50 hours</b>
Core replacement:	fixed <input type="radio"/> exchanged <input checked="" type="checkbox"/> ..... <input type="radio"/> <b>2.00 hours</b>
Dipole sensor:	fixed <input type="radio"/> exchanged <input type="checkbox"/> ..... <input type="radio"/> <b>hours</b>
Substrate:	fixed <input type="radio"/> exchanged <input checked="" type="checkbox"/> ..... <input type="radio"/> <b>1.50 hours</b>
Components (diodes)	fixed <input type="radio"/> exchanged <input checked="" type="checkbox"/> ..... <input type="radio"/> <b>1.50 hours</b>
Components (capacitors)	fixed <input type="radio"/> exchanged <input checked="" type="checkbox"/> ..... <input type="radio"/> <b>1.50 hours</b>
Bonding R-lines - substrate	fixed <input type="radio"/> exchanged <input checked="" type="checkbox"/> ..... <input type="radio"/> <b>1.50 hours</b>
Probe tip:	fixed <input type="radio"/> exchanged <input checked="" type="checkbox"/> ..... <input type="radio"/> <b>hours</b>
Probe connector:	fixed <input type="radio"/> exchanged <input checked="" type="checkbox"/> ..... <input type="radio"/> <b>0.50 hours</b>
Probe tube	fixed <input type="radio"/> exchanged <input type="checkbox"/> ..... <input type="radio"/> <b>hours</b>
Analasys:	..... <input type="radio"/> <b>hours</b>
Final Assembly:	..... <input type="radio"/> <b>1.00 hours</b>
<b>Total hours</b>	<b>13.00 hours</b>
<b>COMMENTS:</b>	After the probe was opened, glycol was found inside the probe. This Glycol has damaged the electronic components inside the probe and softened the bonding. The complete core including all components were exchanged and the probe re assembled with a new proximity sensor and a new probe tip.
<b>CONDUCTED BY:</b> <i>W. Summer</i>	<b>APPROVED BY:</b> <i>Summer</i>
<b>DATE:</b> 25. Aug 04	<b>DATE:</b> 26. Aug 04
<b>REPAIR COST:</b>	
MATERIAL COST: 1965.00	USD <input checked="" type="checkbox"/> Euro <input type="checkbox"/>
REPAIR: 1950.00	USD <input checked="" type="checkbox"/> Euro <input type="checkbox"/>
<b>TOTAL COST:</b> S+M	<b>QUOTATION #:</b> /
<b>APPROVED BY:</b> <i>Polonic Katz</i>	
<b>DATE:</b> 27. Aug 04	
860-SPET3006_1664_040826-C.xls	
Page 1of 1	