

**Appendix B1:**  
**SAR Distribution Plots (Head)**

Test Laboratory: The name of your organization

## KX16 #0823, AMPS ch799 Left Cheek with Standard Battery

Communication System: AMPS, Frequency: 848.97 MHz, Duty Cycle: 1:1

Medium: HSL900,Medium parameters used (interpolated):  $f = 848.97 \text{ MHz}$ ;  $\sigma = 0.91 \text{ mho/m}$ ;  $\epsilon_r = 43.2$ ;  $\rho = 1000 \text{ kg/m}^3$

Phantom: SAM 12,Phantom section: Left Section

### DASY4 Configuration:

Probe: ET3DV6 - SN1713, ConvF(6.29, 6.29, 6.29), Calibrated: 5/19/2005

Sensor-Surface: 4mm (Mechanical And Optical Surface Detection),

Electronics: DAE4 Sn530,Calibrated: 1/4/2005

Measurement SW: DASY4, V4.6 Build 19

Postprocessing SW: SEMCAD, V1.8 Build 159

### Temperature:

Room T = 21.8 +/- 1 deg C, Liquid T = 22.0 +/- 1 deg C

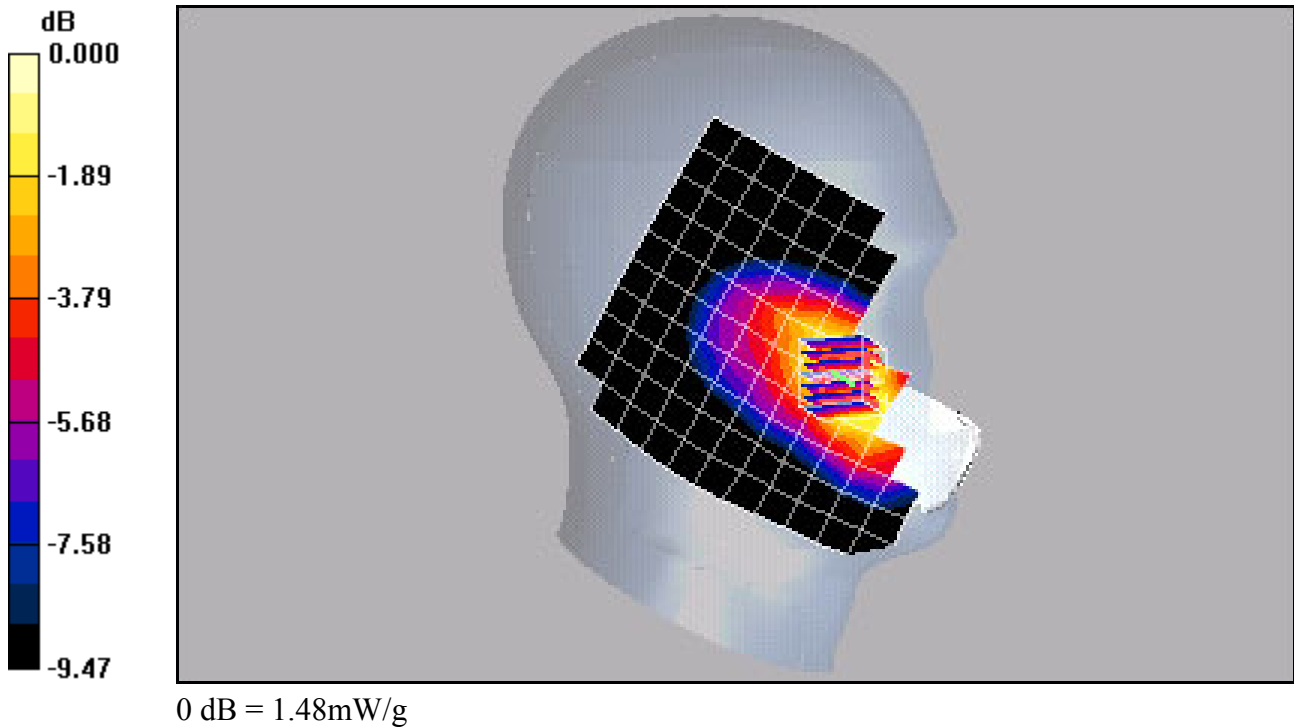
### AMPS Ch799 LC/Zoom Scan (7x7x7)/Cube 0: Measurement grid: dx=5mm, dy=5mm, dz=5mm

Reference Value = 12.5 V/m; Power Drift = 0.097 dB

Peak SAR (extrapolated) = 1.89 W/kg

SAR(1 g) = 1.38 mW/g; SAR(10 g) = 0.952 mW/g

[Info: Interpolated medium parameters used for SAR evaluation.](#)



Test Laboratory: Kyocera

## KX16 #0823, AMPS ch383 Left Tilt with Extended Battery

Communication System: AMPS, Frequency: 836.49 MHz, Duty Cycle: 1:1

Medium: HSL900,Medium parameters used (interpolated):  $f = 836.49$  MHz;  $\sigma = 0.92$  mho/m;  $\epsilon_r = 43.3$ ;  $\rho = 1000$  kg/m<sup>3</sup>

Phantom: SAM 12,Phantom section: Left Section

### DASY4 Configuration:

Probe: ET3DV6 - SN1713, ConvF(6.29, 6.29, 6.29), Calibrated: 5/19/2005

Sensor-Surface: 4mm (Mechanical And Optical Surface Detection),

Electronics: DAE4 Sn530,Calibrated: 1/4/2005

Measurement SW: DASY4, V4.4 Build 3

Postprocessing SW: SEMCAD, V1.8 Build 159

### Temperature:

Room T = 21.8 +/- 1 deg C, Liquid T = 22.0 +/- 1 deg C

### AMPS Ch383 LT/Zoom Scan (7x7x7)/Cube 0: Measurement grid: dx=5mm, dy=5mm, dz=5mm


Reference Value = 11.2 V/m; Power Drift = -0.089 dB

Peak SAR (extrapolated) = 0.463 W/kg

SAR(1 g) = 0.366 mW/g; SAR(10 g) = 0.281 mW/g

[Info: Interpolated medium parameters used for SAR evaluation.](#)

Maximum value of SAR (measured) = 0.383 mW/g



0 dB = 0.383mW/g

Test Laboratory: Kyocera

## KX16 #0823, AMPS ch799 Right Cheek with Standard Battery

Communication System: AMPS, Frequency: 848.97 MHz, Duty Cycle: 1:1

Medium: HSL900,Medium parameters used (interpolated):  $f = 848.97 \text{ MHz}$ ;  $\sigma = 0.93 \text{ mho/m}$ ;  $\epsilon_r = 43.4$ ;  $\rho = 1000 \text{ kg/m}^3$

Phantom: SAM 12,Phantom section: Right Section

### DASY4 Configuration:

Probe: ET3DV6 - SN1712, ConvF(6.35, 6.35, 6.35), Calibrated: 7/18/2005

Sensor-Surface: 4mm (Mechanical And Optical Surface Detection),

Electronics: DAE4 Sn530,Calibrated: 1/4/2005

Measurement SW: DASY4, V4.4 Build 3

Postprocessing SW: SEMCAD, V1.8 Build 159

### Temperature:

Room T = 21.8 +/- 1 deg C, Liquid T = 22.0 +/- 1 deg C

## AMPS Ch799 RC 4/Zoom Scan (7x7x7)/Cube 0: Measurement grid: dx=5mm, dy=5mm, dz=5mm

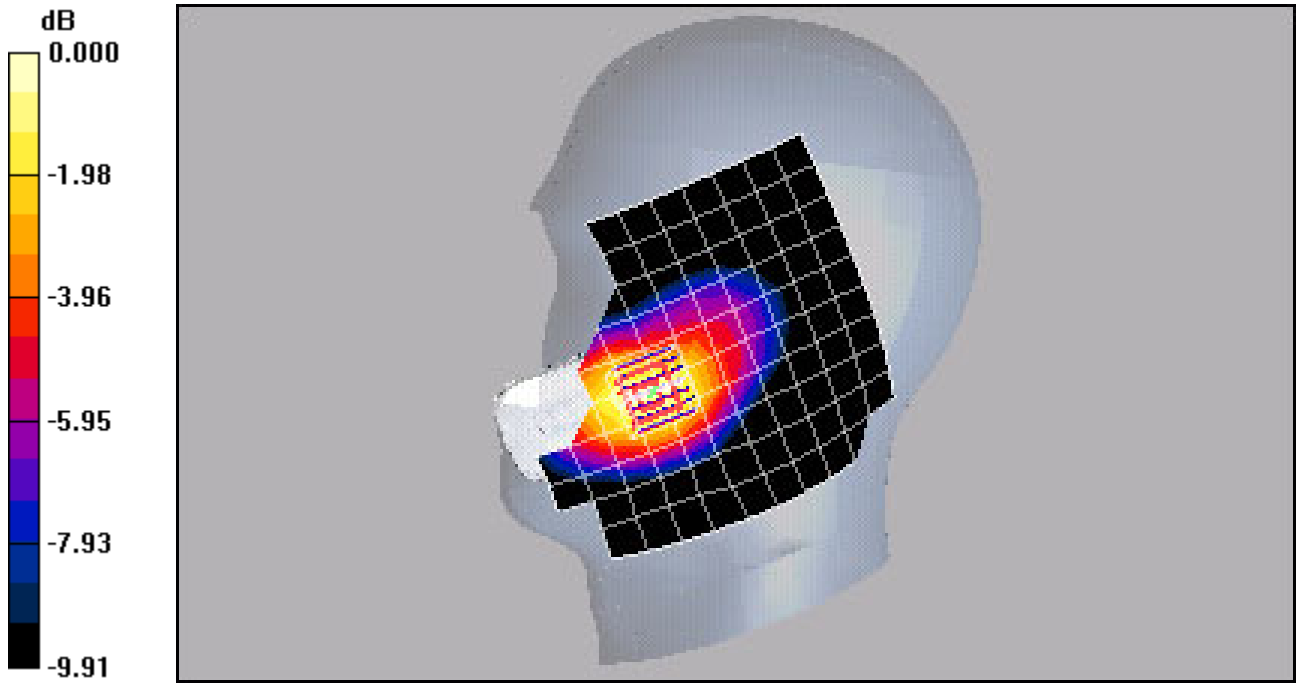
Reference Value = 12.8 V/m; Power Drift = -0.147 dB

Peak SAR (extrapolated) = 2.10 W/kg

SAR(1 g) = 1.48 mW/g; SAR(10 g) = 1.01 mW/g

[Info: Interpolated medium parameters used for SAR evaluation.](#)

Maximum value of SAR (measured) = 1.58 mW/g



Test Laboratory: Kyocera

## KX16 #0823, AMPS ch383 Right Tilt with Standard Battery

Communication System: AMPS, Frequency: 836.49 MHz, Duty Cycle: 1:1

Medium: HSL900,Medium parameters used (interpolated):  $f = 836.49$  MHz;  $\sigma = 0.91$  mho/m;  $\epsilon_r = 43.2$ ;  $\rho = 1000$  kg/m<sup>3</sup>

Phantom: SAM 12,Phantom section: Right Section

### DASY4 Configuration:

Probe: ET3DV6 - SN1713, ConvF(6.29, 6.29, 6.29), Calibrated: 5/19/2005

Sensor-Surface: 4mm (Mechanical And Optical Surface Detection),

Electronics: DAE4 Sn530,Calibrated: 1/4/2005

Measurement SW: DASY4, V4.4 Build 3

Postprocessing SW: SEMCAD, V1.8 Build 159

### Temperature:

Room T = 21.8 +/- 1 deg C, Liquid T = 22.0 +/- 1 deg C

## AMPS Ch383 RT/Zoom Scan (7x7x7)/Cube 0: Measurement grid: dx=5mm, dy=5mm, dz=5mm

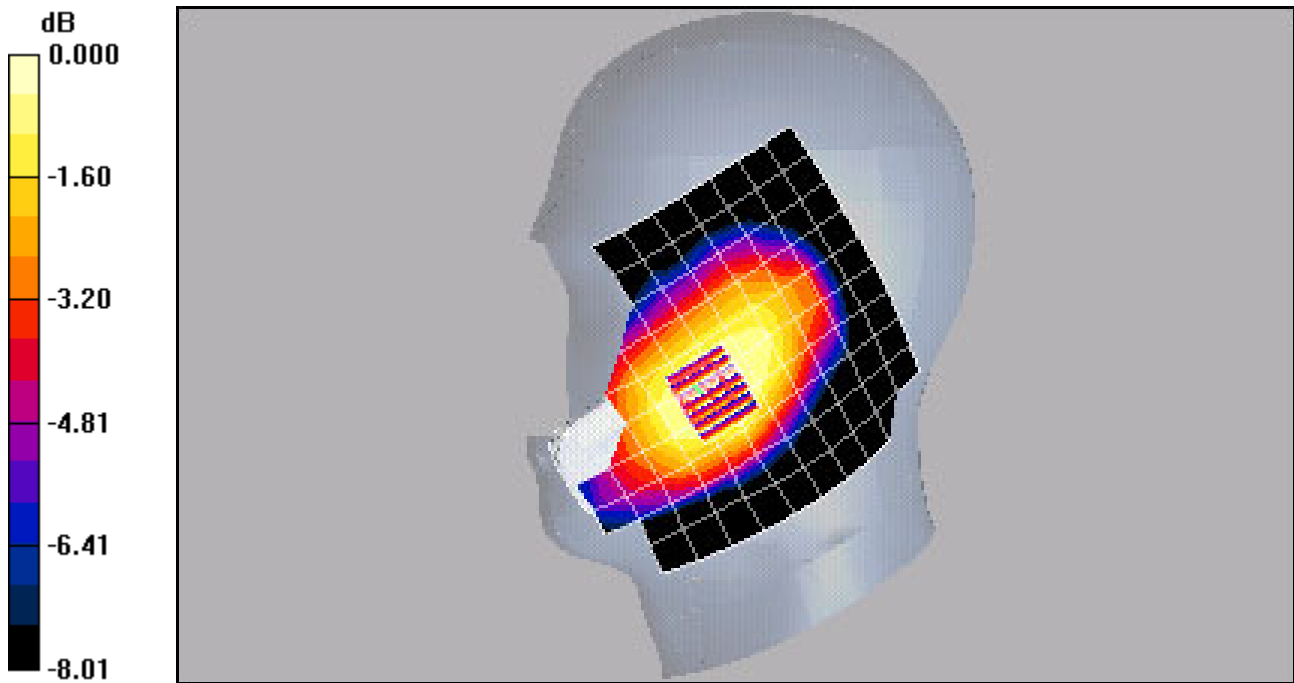
Reference Value = 15.6 V/m; Power Drift = -0.140 dB

Peak SAR (extrapolated) = 0.513 W/kg

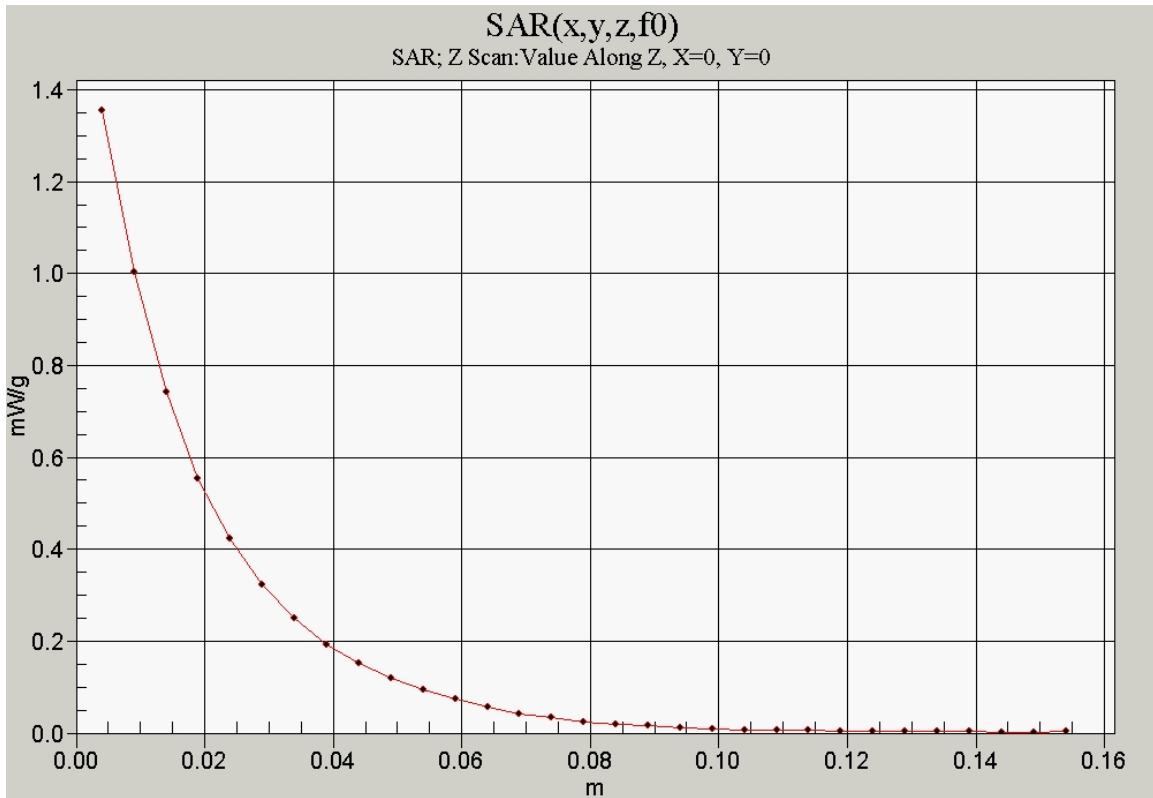
SAR(1 g) = 0.403 mW/g; SAR(10 g) = 0.308 mW/g

[Info: Interpolated medium parameters used for SAR evaluation.](#)

Maximum value of SAR (measured) = 0.422 mW/g



0 dB = 0.422mW/g



Test Laboratory: Kyocera

## KX16 #0823, CDMA-800 ch777 Left Cheek with Standard Battery

Communication System: CDMA-800, Frequency: 848.31 MHz, Duty Cycle: 1:1

Medium: HSL900,Medium parameters used (interpolated):  $f = 848.31$  MHz;  $\sigma = 0.91$  mho/m;  $\epsilon_r = 43.2$ ;  $\rho = 1000$  kg/m<sup>3</sup>

Phantom: SAM 12,Phantom section: Left Section

### DASY4 Configuration:

Probe: ET3DV6 - SN1713, ConvF(6.29, 6.29, 6.29), Calibrated: 5/19/2005

Sensor-Surface: 4mm (Mechanical And Optical Surface Detection),

Electronics: DAE4 Sn530,Calibrated: 1/4/2005

Measurement SW: DASY4, V4.4 Build 3

Postprocessing SW: SEMCAD, V1.8 Build 159

### Temperature:

Room T = 21.8 +/- 1 deg C, Liquid T = 22.0 +/- 1 deg C

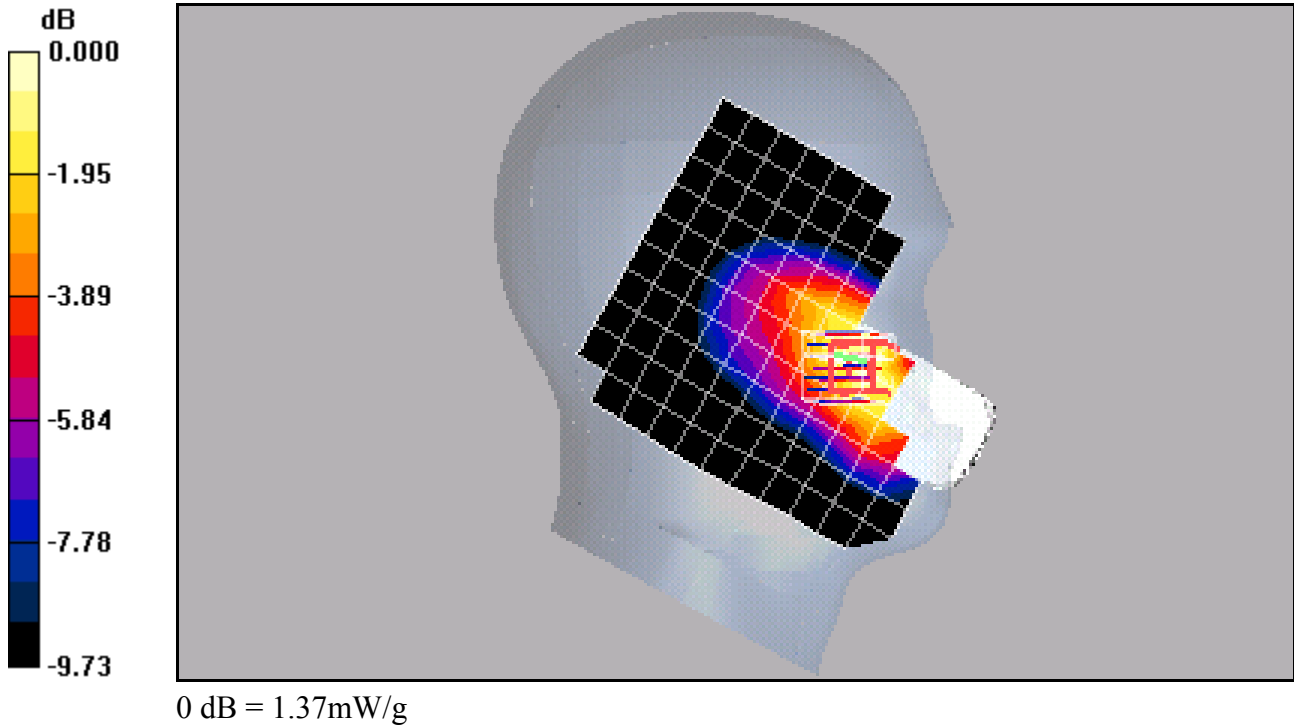
## CDMA-800 Ch777 LC/Zoom Scan (7x7x7)/Cube 0: Measurement grid: dx=5mm, dy=5mm, dz=5mm

Reference Value = 11.7 V/m; Power Drift = -0.017 dB

Peak SAR (extrapolated) = 1.76 W/kg

SAR(1 g) = 1.28 mW/g; SAR(10 g) = 0.887 mW/g

[Info: Interpolated medium parameters used for SAR evaluation.](#)



Test Laboratory: Kyocera

### KX16 #0823 CDMA-800 ch383 Left Tilt with Extended Battery

Communication System: CDMA-800, Frequency: 836.49 MHz, Duty Cycle: 1:1

Medium: HSL900,Medium parameters used (interpolated):  $f = 836.49$  MHz;  $\sigma = 0.92$  mho/m;  $\epsilon_r = 43.3$ ;  $\rho = 1000$  kg/m<sup>3</sup>

Phantom: SAM 12,Phantom section: Left Section

**DASY4 Configuration:**

Probe: ET3DV6 - SN1713, ConvF(6.29, 6.29, 6.29), Calibrated: 5/19/2005

Sensor-Surface: 4mm (Mechanical And Optical Surface Detection),

Electronics: DAE4 Sn530,Calibrated: 1/4/2005

Measurement SW: DASY4, V4.4 Build 3

Postprocessing SW: SEMCAD, V1.8 Build 159

**Temperature:**

Room T = 21.8 +/- 1 deg C, Liquid T = 22.0 +/- 1 deg C

### CDMA-800 Ch383 LT/Zoom Scan (7x7x7)/Cube 0: Measurement grid: dx=5mm, dy=5mm, dz=5mm

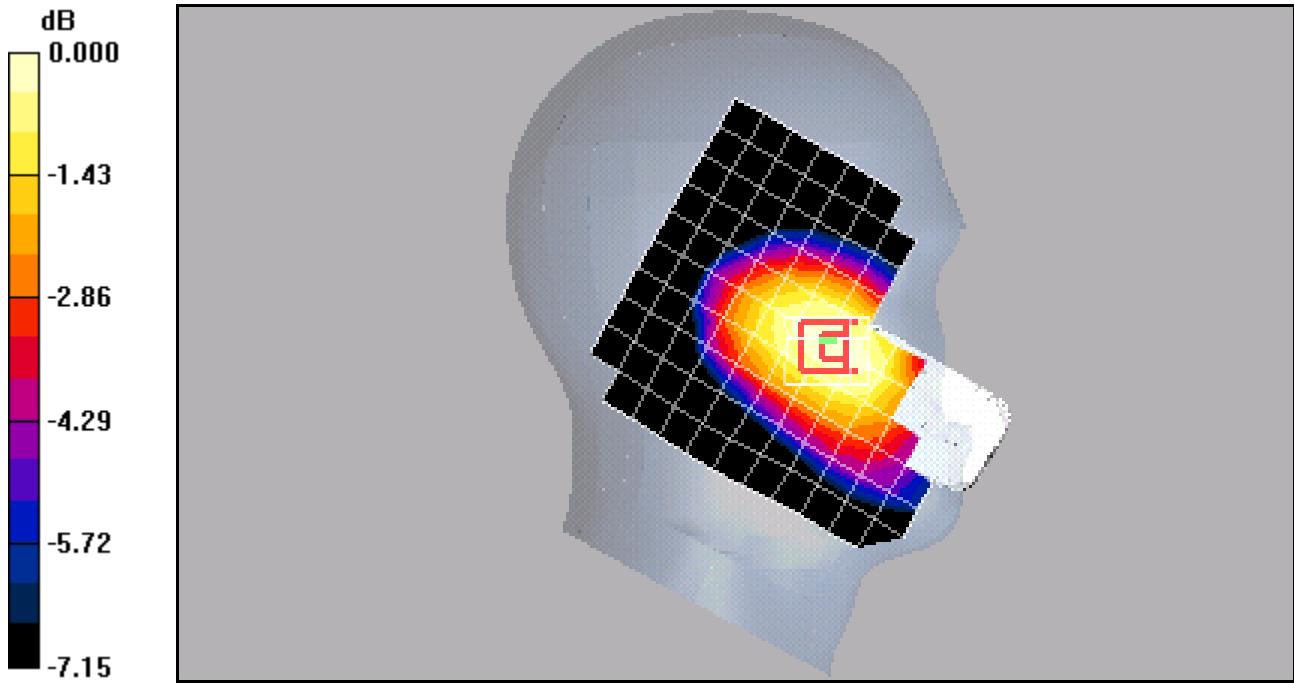
Reference Value = 12.5 V/m; Power Drift = 0.047 dB

Peak SAR (extrapolated) = 0.462 W/kg

SAR(1 g) = 0.367 mW/g; SAR(10 g) = 0.283 mW/g

[Info: Interpolated medium parameters used for SAR evaluation.](#)

Maximum value of SAR (measured) = 0.385 mW/g





Test Laboratory: The name of your organization

## KX16 #0823, CDMA-800 ch383 Right Cheek with Standard Battery

Communication System: CDMA-800, Frequency: 836.49 MHz, Duty Cycle: 1:1

Medium: HSL900,Medium parameters used (interpolated):  $f = 836.49$  MHz;  $\sigma = 0.91$  mho/m;  $\epsilon_r = 43.2$ ;  $\rho = 1000$  kg/m<sup>3</sup>

Phantom: SAM 12,Phantom section: Right Section

### DASY4 Configuration:

Probe: ET3DV6 - SN1713, ConvF(6.29, 6.29, 6.29), Calibrated: 5/19/2005

Sensor-Surface: 4mm (Mechanical And Optical Surface Detection),

Electronics: DAE4 Sn530,Calibrated: 1/4/2005

Measurement SW: DASY4, V4.6 Build 19

Postprocessing SW: SEMCAD, V1.8 Build 159

### Temperature:

Room T = 21.8 +/- 1 deg C, Liquid T = 22.0 +/- 1 deg C

## CDMA-800 Ch383 RC/Zoom Scan (7x7x7)/Cube 0: Measurement grid: dx=5mm, dy=5mm, dz=5mm

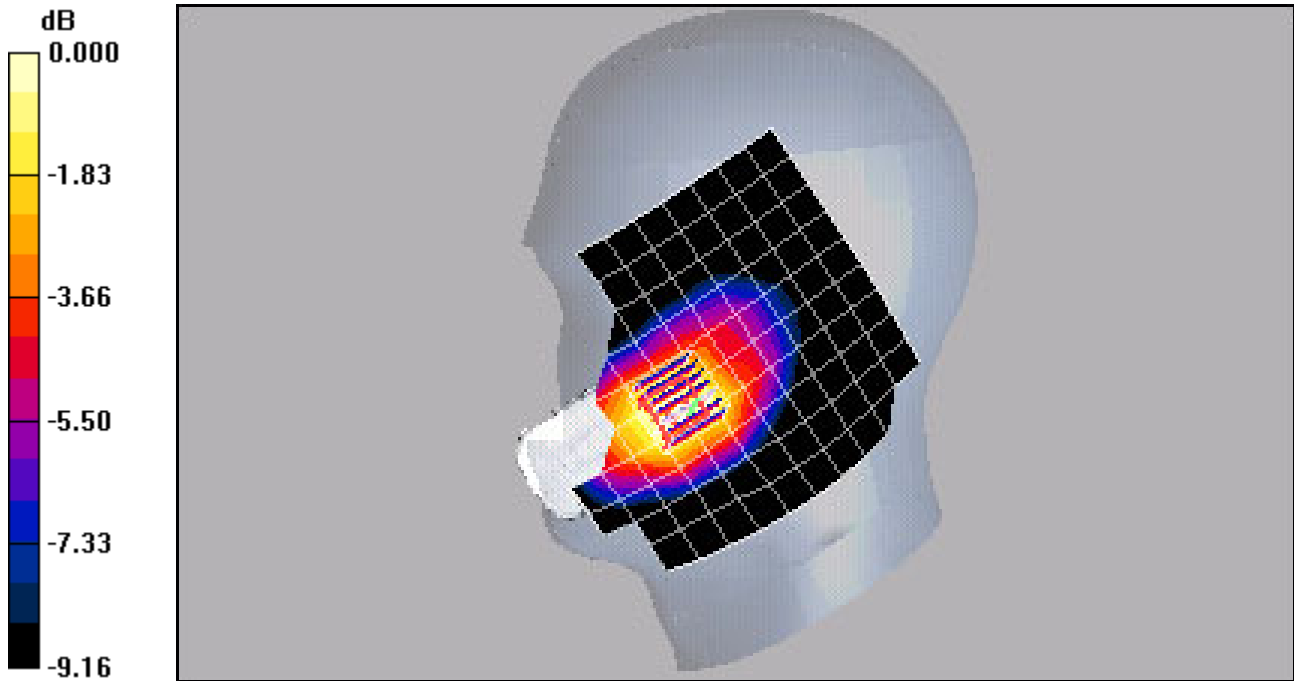
Reference Value = 14.2 V/m; Power Drift = -0.068 dB

Peak SAR (extrapolated) = 2.05 W/kg

SAR(1 g) = 1.46 mW/g; SAR(10 g) = 1.01 mW/g

[Info: Interpolated medium parameters used for SAR evaluation.](#)

Maximum value of SAR (measured) = 1.55 mW/g



0 dB = 1.55mW/g

Test Laboratory: The name of your organization

## KX16 #0823 CDMA-800 ch383 Right Tilt with Standard Battery

Communication System: CDMA-800, Frequency: 836.49 MHz, Duty Cycle: 1:1

Medium: HSL900,Medium parameters used (interpolated):  $f = 836.49$  MHz;  $\sigma = 0.91$  mho/m;  $\epsilon_r = 43.2$ ;  $\rho = 1000$  kg/m<sup>3</sup>

Phantom: SAM 12,Phantom section: Right Section

### DASY4 Configuration:

Probe: ET3DV6 - SN1713, ConvF(6.29, 6.29, 6.29), Calibrated: 5/19/2005

Sensor-Surface: 4mm (Mechanical And Optical Surface Detection),

Electronics: DAE4 Sn530,Calibrated: 1/4/2005

Measurement SW: DASY4, V4.6 Build 19

Postprocessing SW: SEMCAD, V1.8 Build 159

### Temperature:

Room T = 21.8 +/- 1 deg C, Liquid T = 22.0 +/- 1 deg C

### CDMA-800 Ch383 RT/Zoom Scan (7x7x7)/Cube 0: Measurement grid: dx=5mm, dy=5mm, dz=5mm

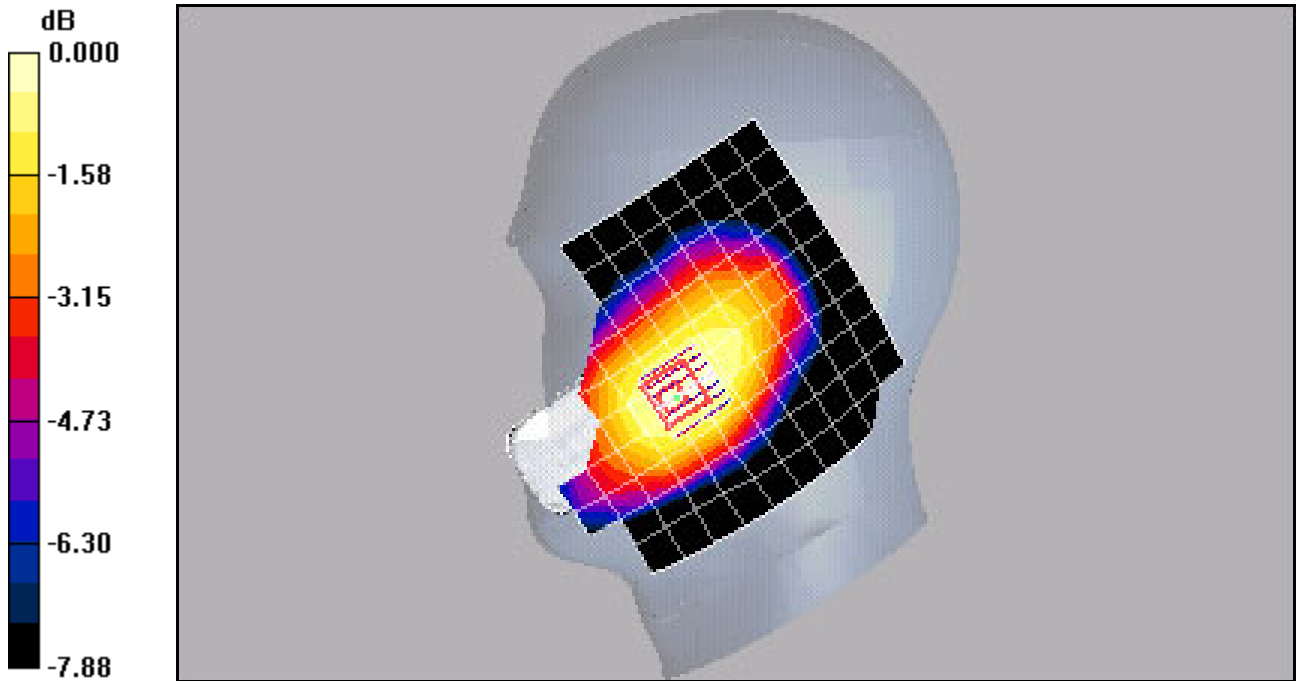
Reference Value = 16.2 V/m; Power Drift = -0.043 dB

Peak SAR (extrapolated) = 0.544 W/kg

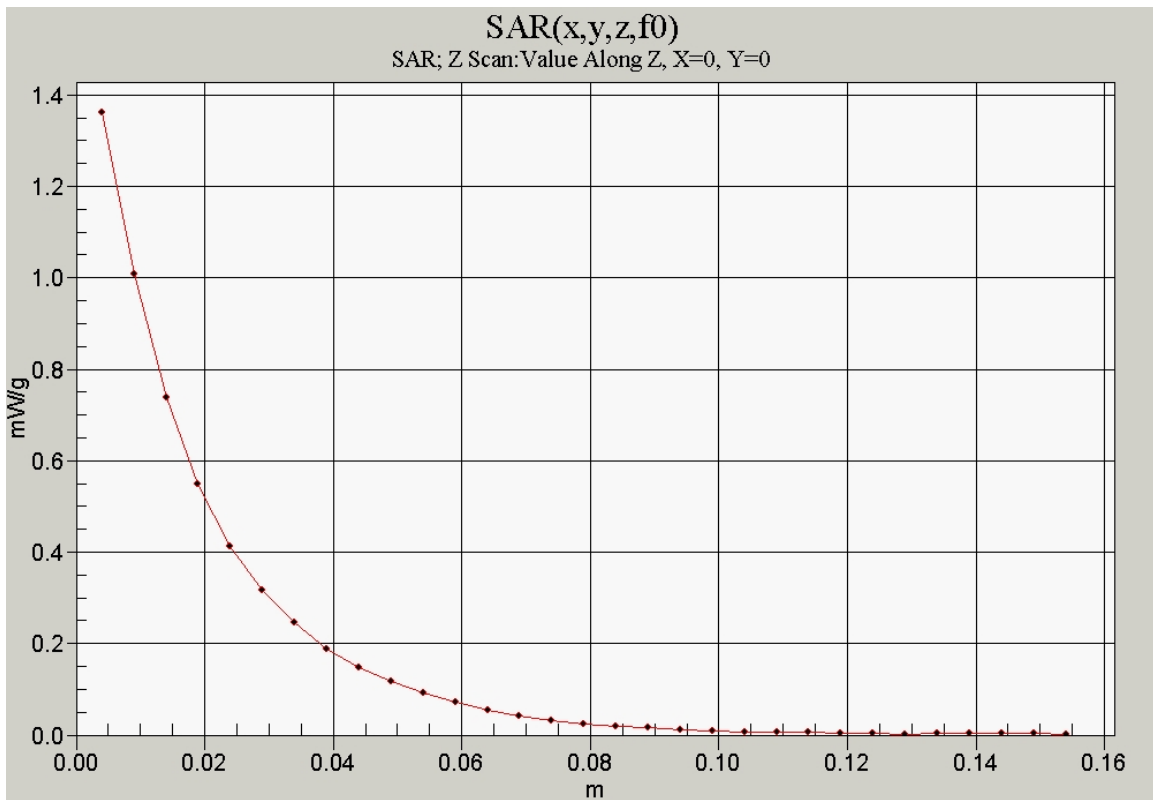
SAR(1 g) = 0.424 mW/g; SAR(10 g) = 0.323 mW/g

[Info: Interpolated medium parameters used for SAR evaluation.](#)

Maximum value of SAR (measured) = 0.445 mW/g



0 dB = 0.445mW/g



Test Laboratory: The name of your organization

## KX16 #0823, CDMA-1900 ch600 Left Cheek with Standard Battery

Communication System: CDMA-1900, Frequency: 1880 MHz, Duty Cycle: 1:1

Medium: HSL1800, Medium parameters used:  $f = 1880$  MHz;  $\sigma = 1.41$  mho/m;  $\epsilon_r = 40.7$ ;  $\rho = 1000$  kg/m<sup>3</sup>

Phantom: SAM 12, Phantom section: Left Section

### DASY4 Configuration:

Probe: ET3DV6 - SN1712, ConvF(5.01, 5.01, 5.01), Calibrated: 7/18/2005

Sensor-Surface: 4mm (Mechanical And Optical Surface Detection),

Electronics: DAE4 Sn530, Calibrated: 1/4/2005

Measurement SW: DASY4, V4.6 Build 19

Postprocessing SW: SEMCAD, V1.8 Build 159

### Temperature:

Room T = 21.8 +/- 1 deg C, Liquid T = 22.0 +/- 1 deg C

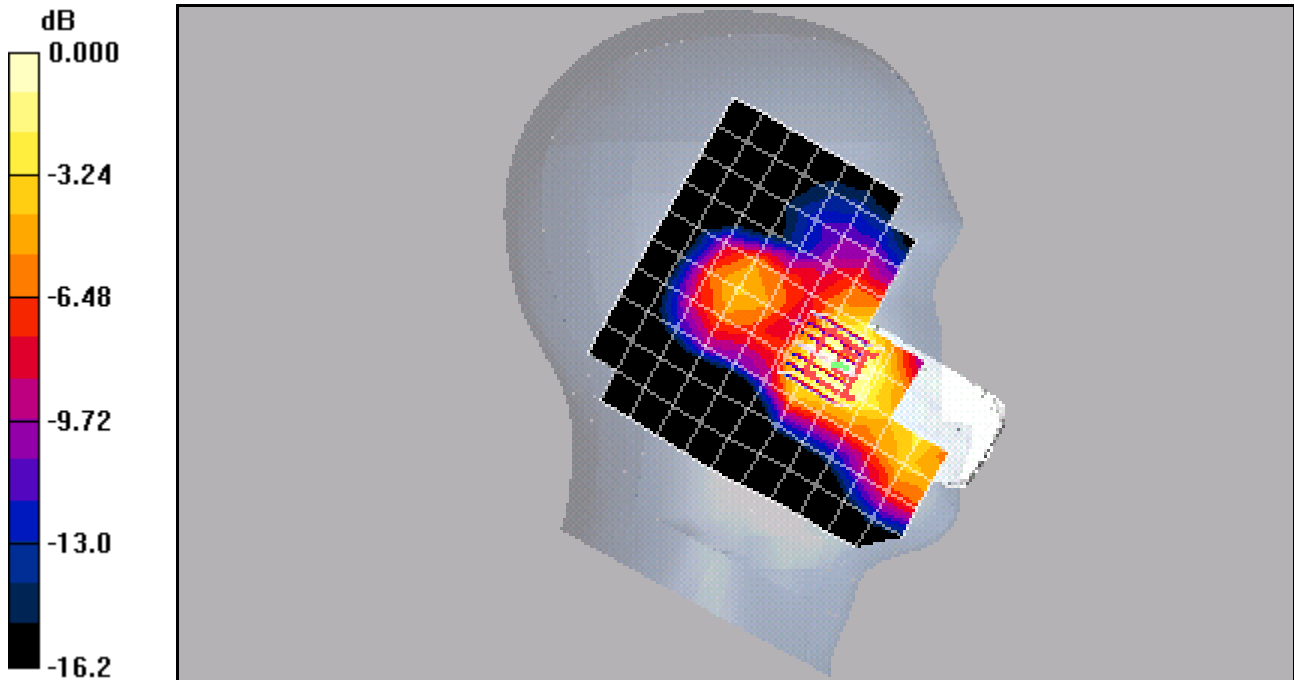
## PCS-1900 Ch600 LC/Zoom Scan (7x7x7)/Cube 0: Measurement grid: dx=5mm, dy=5mm, dz=5mm

Reference Value = 12.7 V/m; Power Drift = -0.132 dB

Peak SAR (extrapolated) = 1.24 W/kg

**SAR(1 g) = 0.877 mW/g; SAR(10 g) = 0.549 mW/g**

Maximum value of SAR (measured) = 0.955 mW/g



0 dB = 0.955mW/g

Test Laboratory: The name of your organization

## KX16 #0823 CDMA-1900 ch600 Left Tilt with Standard Battery

Communication System: CDMA-1900, Frequency: 1880 MHz, Duty Cycle: 1:1

Medium: HSL1800, Medium parameters used:  $f = 1880$  MHz;  $\sigma = 1.41$  mho/m;  $\epsilon_r = 40.7$ ;  $\rho = 1000$  kg/m<sup>3</sup>

Phantom: SAM 12, Phantom section: Left Section

### DASY4 Configuration:

Probe: ET3DV6 - SN1712, ConvF(5.01, 5.01, 5.01), Calibrated: 7/18/2005

Sensor-Surface: 4mm (Mechanical And Optical Surface Detection),

Electronics: DAE4 Sn530, Calibrated: 1/4/2005

Measurement SW: DASY4, V4.6 Build 19

Postprocessing SW: SEMCAD, V1.8 Build 159

### Temperature:

Room T = 21.8 +/- 1 deg C, Liquid T = 22.0 +/- 1 deg C

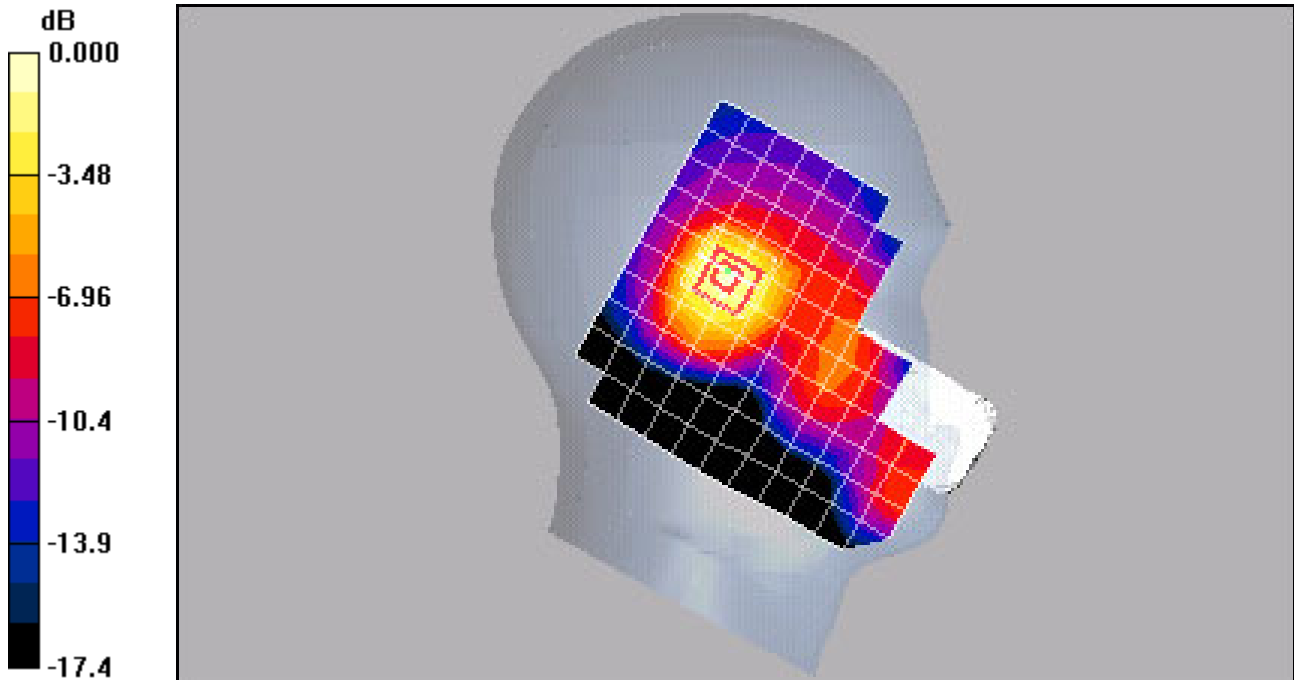
## PCS-1900 Ch600 LT/Zoom Scan (7x7x7)/Cube 0: Measurement grid: dx=5mm, dy=5mm, dz=5mm

Reference Value = 14.4 V/m; Power Drift = 0.186 dB

Peak SAR (extrapolated) = 0.569 W/kg

SAR(1 g) = 0.408 mW/g; SAR(10 g) = 0.254 mW/g

Maximum value of SAR (measured) = 0.450 mW/g



0 dB = 0.450mW/g

Test Laboratory: The name of your organization

## KX16 #0823 CDMA-1900 ch600 Right Cheek with Standard Battery

Communication System: CDMA-1900, Frequency: 1880 MHz, Duty Cycle: 1:1

Medium: HSL1800, Medium parameters used:  $f = 1880$  MHz;  $\sigma = 1.4$  mho/m;  $\epsilon_r = 40.8$ ;  $\rho = 1000$  kg/m<sup>3</sup>

Phantom: SAM 12, Phantom section: Right Section

### DASY4 Configuration:

Probe: ET3DV6 - SN1712, ConvF(5.01, 5.01, 5.01), Calibrated: 7/18/2005

Sensor-Surface: 4mm (Mechanical And Optical Surface Detection),

Electronics: DAE4 Sn530, Calibrated: 1/4/2005

Measurement SW: DASY4, V4.6 Build 19

Postprocessing SW: SEMCAD, V1.8 Build 159

### Temperature:

Room T = 21.8 +/- 1 deg C, Liquid T = 22.0 +/- 1 deg C

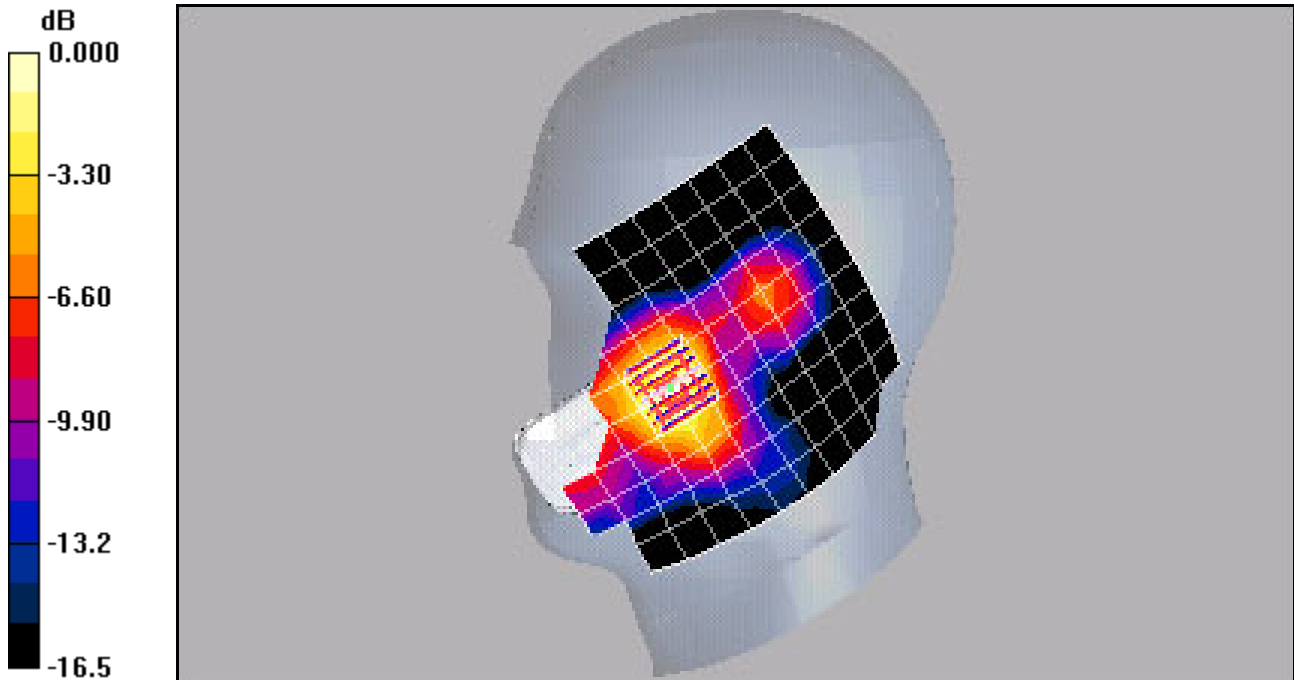
## PCS-1900 Ch600 RC/Zoom Scan (7x7x7)/Cube 0: Measurement grid: dx=5mm, dy=5mm, dz=5mm

Reference Value = 12.1 V/m; Power Drift = -0.109 dB

Peak SAR (extrapolated) = 1.49 W/kg

SAR(1 g) = 1.03 mW/g; SAR(10 g) = 0.618 mW/g

Maximum value of SAR (measured) = 1.13 mW/g



0 dB = 1.13mW/g

Test Laboratory: The name of your organization

## KX16 #0823 CDMA-1900 ch600 Right Tilt with Standard Battery

Communication System: CDMA-1900, Frequency: 1880 MHz, Duty Cycle: 1:1

Medium: HSL1800,Medium parameters used:  $f = 1880$  MHz;  $\sigma = 1.4$  mho/m;  $\epsilon_r = 40.8$ ;  $\rho = 1000$  kg/m<sup>3</sup>

Phantom: SAM 12,Phantom section: Right Section

### DASY4 Configuration:

Probe: ET3DV6 - SN1712, ConvF(5.01, 5.01, 5.01), Calibrated: 7/18/2005

Sensor-Surface: 4mm (Mechanical And Optical Surface Detection),

Electronics: DAE4 Sn530,Calibrated: 1/4/2005

Measurement SW: DASY4, V4.6 Build 19

Postprocessing SW: SEMCAD, V1.8 Build 159

### Temperature:

Room T = 21.8 +/- 1 deg C, Liquid T = 22.0 +/- 1 deg C

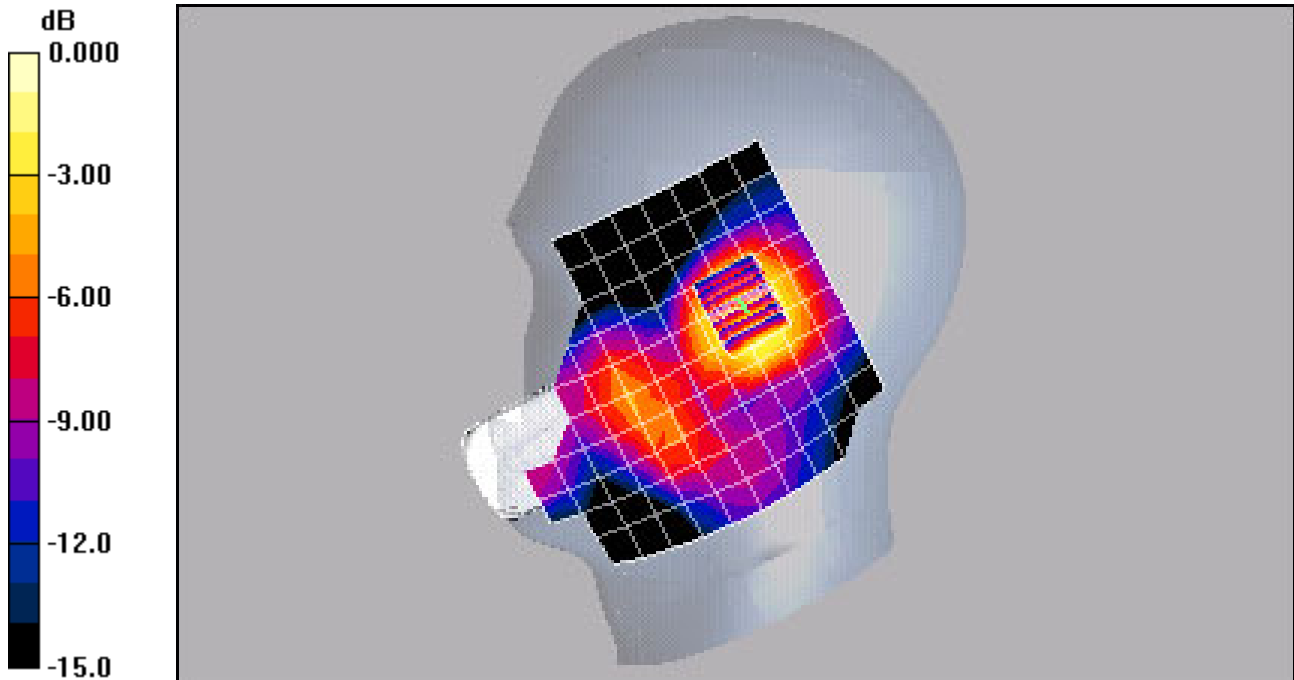
## PCS-1900 Ch600 RT/Zoom Scan (7x7x7)/Cube 0: Measurement grid: dx=5mm, dy=5mm, dz=5mm

Reference Value = 14.3 V/m; Power Drift = 0.093 dB

Peak SAR (extrapolated) = 0.360 W/kg

**SAR(1 g) = 0.281 mW/g; SAR(10 g) = 0.186 mW/g**

Maximum value of SAR (measured) = 0.302 mW/g



0 dB = 0.302mW/g

