

Test Laboratory: Compliance Certification Services

### HAC\_H\_Device Cell band (Backlight on)

**DUT: Kyocera; Type: KX1; Serial: 20-M4004-01B**

Communication System: CDMA Cellular band; Frequency: 824.7 MHz; Duty Cycle: 1:1

Medium parameters used:  $\sigma = 0$  mho/m,  $\epsilon_r = 1$ ;  $\rho = 1$  kg/m<sup>3</sup>

Phantom section: H Device Section

Measurement Standard: DASYS4 (High Precision Assessment)

DASY4 Configuration:

- Probe: H3DV6 - SN6157; ; Calibrated: 3/11/2005
- Sensor-Surface: (Fix Surface)
- Electronics: DAE3 Sn500; Calibrated: 2/7/2005
- Phantom: HAC Test Arch; Type: SD HAC P01 BA; Serial: 1011
- Measurement SW: DASYS4, V4.5 Build 19; Postprocessing SW: SEMCAD, V1.8 Build 146

**H Scan - L-ch/Hearing Aid Compatibility Test (101x101x1):** Measurement grid: dx=5mm, dy=5mm

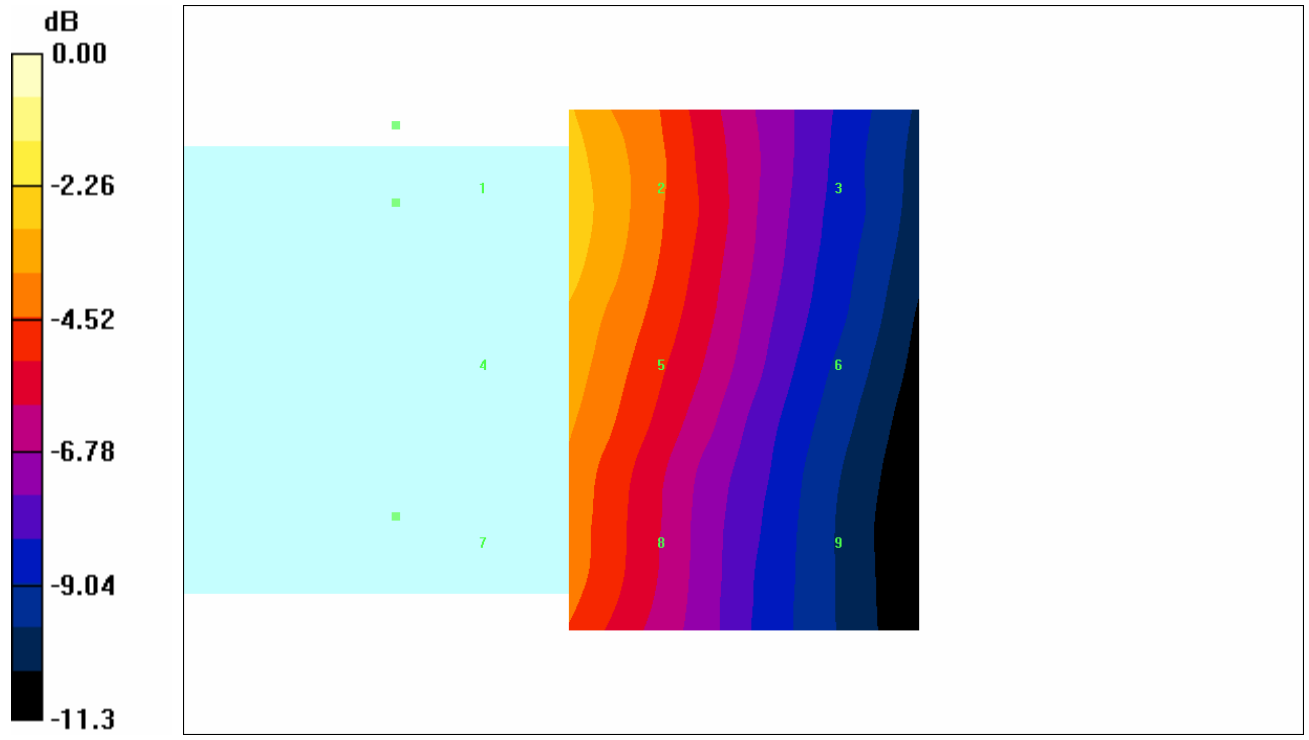
Maximum value of Total field (slot averaged) = 0.119 A/m

**Hearing Aid Near-Field Category: M4 (AWF 0 dB)**

H in A/m (Time averaged)      H in A/m (Slot averaged)

Grid 1 <b>0.160</b>	Grid 2 <b>0.119</b>	Grid 3 <b>0.076</b>	Grid 1 <b>0.160</b>	Grid 2 <b>0.119</b>	Grid 3 <b>0.076</b>
Grid 4 <b>0.155</b>	Grid 5 <b>0.116</b>	Grid 6 <b>0.074</b>	Grid 4 <b>0.155</b>	Grid 5 <b>0.116</b>	Grid 6 <b>0.074</b>
Grid 7 <b>0.142</b>	Grid 8 <b>0.103</b>	Grid 9 <b>0.066</b>	Grid 7 <b>0.142</b>	Grid 8 <b>0.103</b>	Grid 9 <b>0.066</b>

Category	AWF (dB)	Limits for E-Field Emissions (V/m)	Limits for H-Field Emissions (A/m)
M1	0	199.5 - 354.8	0.6 - 1.07
	-5	149.6 - 266.1	0.45 - 0.8
M2	0	112.2 - 199.5	0.34 - 0.6
	-5	84.1 - 149.6	0.25 - 0.45
M3	0	63.1 - 112.2	0.19 - 0.34
	-5	47.3 - 84.1	0.15 - 0.25
M4	0	<63.1	<0.19
	-5	<47.3	<0.15



0 dB = 0.160A/m

Test Laboratory: Compliance Certification Services

### HAC\_H\_Device Cell band (Backlight on)

**DUT: Kyocera; Type: KX1; Serial: 20-M4004-01B**

Communication System: CDMA Cellular band; Frequency: 836.49 MHz; Duty Cycle: 1:1

Medium parameters used:  $\sigma = 0$  mho/m,  $\epsilon_r = 1$ ;  $\rho = 1$  kg/m<sup>3</sup>

Phantom section: H Device Section

Measurement Standard: DAS4 (High Precision Assessment)

DASY4 Configuration:

- Probe: H3DV6 - SN6157; ; Calibrated: 3/11/2005
- Sensor-Surface: (Fix Surface)
- Electronics: DAE3 Sn500; Calibrated: 2/7/2005
- Phantom: HAC Test Arch; Type: SD HAC P01 BA; Serial: 1011
- Measurement SW: DAS4, V4.5 Build 19; Postprocessing SW: SEMCAD, V1.8 Build 146

**H Scan - M-ch/Hearing Aid Compatibility Test (101x101x1):** Measurement grid: dx=5mm, dy=5mm

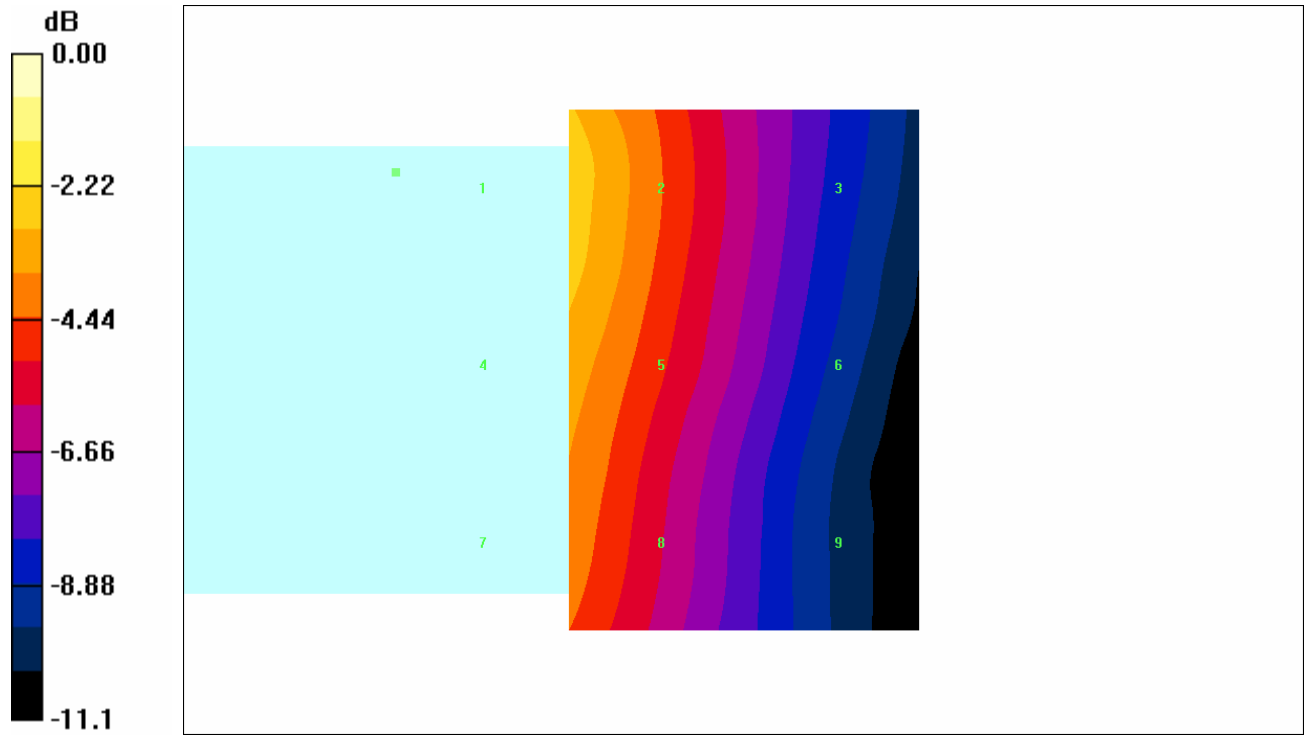
Maximum value of Total field (slot averaged) = 0.114 A/m

**Hearing Aid Near-Field Category: M4 (AWF 0 dB)**

H in A/m (Time averaged)      H in A/m (Slot averaged)

Grid 1 <b>0.152</b>	Grid 2 <b>0.114</b>	Grid 3 <b>0.073</b>	Grid 1 <b>0.152</b>	Grid 2 <b>0.114</b>	Grid 3 <b>0.073</b>
Grid 4 <b>0.145</b>	Grid 5 <b>0.111</b>	Grid 6 <b>0.071</b>	Grid 4 <b>0.145</b>	Grid 5 <b>0.111</b>	Grid 6 <b>0.071</b>
Grid 7 <b>0.137</b>	Grid 8 <b>0.099</b>	Grid 9 <b>0.064</b>	Grid 7 <b>0.137</b>	Grid 8 <b>0.099</b>	Grid 9 <b>0.064</b>

Category	AWF (dB)	Limits for E-Field Emissions (V/m)	Limits for H-Field Emissions (A/m)
M1	0	199.5 - 354.8	0.6 - 1.07
	-5	149.6 - 266.1	0.45 - 0.8
M2	0	112.2 - 199.5	0.34 - 0.6
	-5	84.1 - 149.6	0.25 - 0.45
M3	0	63.1 - 112.2	0.19 - 0.34
	-5	47.3 - 84.1	0.15 - 0.25
M4	0	<63.1	<0.19
	-5	<47.3	<0.15



0 dB = 0.152A/m

Test Laboratory: Compliance Certification Services

### HAC\_H\_Device Cell band (Backlight on)

**DUT: Kyocera; Type: KX1; Serial: 20-M4004-01B**

Communication System: CDMA Cellular band; Frequency: 848.31 MHz; Duty Cycle: 1:1

Medium parameters used:  $\sigma = 0$  mho/m,  $\epsilon_r = 1$ ;  $\rho = 1$  kg/m<sup>3</sup>

Phantom section: H Device Section

Measurement Standard: DAS4 (High Precision Assessment)

DASY4 Configuration:

- Probe: H3DV6 - SN6157; ; Calibrated: 3/11/2005
- Sensor-Surface: (Fix Surface)
- Electronics: DAE3 Sn500; Calibrated: 2/7/2005
- Phantom: HAC Test Arch; Type: SD HAC P01 BA; Serial: 1011
- Measurement SW: DAS4, V4.5 Build 19; Postprocessing SW: SEMCAD, V1.8 Build 146

**H Scan - H-ch/Hearing Aid Compatibility Test (101x101x1):** Measurement grid: dx=5mm, dy=5mm


Maximum value of Total field (slot averaged) = 0.113 A/m

**Hearing Aid Near-Field Category: M4 (AWF 0 dB)**

H in A/m (Time averaged)      H in A/m (Slot averaged)

Grid 1 <b>0.152</b>	Grid 2 <b>0.113</b>	Grid 3 <b>0.073</b>	Grid 1 <b>0.152</b>	Grid 2 <b>0.113</b>	Grid 3 <b>0.073</b>
Grid 4 <b>0.144</b>	Grid 5 <b>0.109</b>	Grid 6 <b>0.070</b>	Grid 4 <b>0.144</b>	Grid 5 <b>0.109</b>	Grid 6 <b>0.070</b>
Grid 7 <b>0.135</b>	Grid 8 <b>0.097</b>	Grid 9 <b>0.062</b>	Grid 7 <b>0.135</b>	Grid 8 <b>0.097</b>	Grid 9 <b>0.062</b>

Category	AWF (dB)	Limits for E-Field Emissions (V/m)	Limits for H-Field Emissions (A/m)
M1	0	199.5 - 354.8	0.6 - 1.07
	-5	149.6 - 266.1	0.45 - 0.8
M2	0	112.2 - 199.5	0.34 - 0.6
	-5	84.1 - 149.6	0.25 - 0.45
M3	0	63.1 - 112.2	0.19 - 0.34
	-5	47.3 - 84.1	0.15 - 0.25
M4	0	<63.1	<0.19
	-5	<47.3	<0.15



0 dB = 0.152A/m

Test Laboratory: Compliance Certification Services

### HAC\_H\_Device Cell band (Backlight off)

**DUT: Kyocera; Type: KX1; Serial: 20-M4004-01B**

Communication System: CDMA Cellular band; Frequency: 824.7 MHz; Duty Cycle: 1:1

Medium parameters used:  $\sigma = 0$  mho/m,  $\epsilon_r = 1$ ;  $\rho = 1$  kg/m<sup>3</sup>

Phantom section: H Device Section

Measurement Standard: DASYS4 (High Precision Assessment)

DASY4 Configuration:

- Probe: H3DV6 - SN6157; ; Calibrated: 3/11/2005
- Sensor-Surface: (Fix Surface)
- Electronics: DAE3 Sn500; Calibrated: 2/7/2005
- Phantom: HAC Test Arch; Type: SD HAC P01 BA; Serial: 1011
- Measurement SW: DASYS4, V4.5 Build 19; Postprocessing SW: SEMCAD, V1.8 Build 146

**H Scan - L-ch/Hearing Aid Compatibility Test (101x101x1):** Measurement grid: dx=5mm, dy=5mm


Maximum value of Total field (slot averaged) = 0.120 A/m

**Hearing Aid Near-Field Category: M4 (AWF 0 dB)**

H in A/m (Time averaged)      H in A/m (Slot averaged)

Grid 1 <b>0.162</b>	Grid 2 <b>0.120</b>	Grid 3 <b>0.077</b>	Grid 1 <b>0.162</b>	Grid 2 <b>0.120</b>	Grid 3 <b>0.077</b>
Grid 4 <b>0.154</b>	Grid 5 <b>0.117</b>	Grid 6 <b>0.074</b>	Grid 4 <b>0.154</b>	Grid 5 <b>0.117</b>	Grid 6 <b>0.074</b>
Grid 7 <b>0.145</b>	Grid 8 <b>0.104</b>	Grid 9 <b>0.066</b>	Grid 7 <b>0.145</b>	Grid 8 <b>0.104</b>	Grid 9 <b>0.066</b>

Category	AWF (dB)	Limits for E-Field Emissions (V/m)	Limits for H-Field Emissions (A/m)
M1	0	199.5 - 354.8	0.6 - 1.07
	-5	149.6 - 266.1	0.45 - 0.8
M2	0	112.2 - 199.5	0.34 - 0.6
	-5	84.1 - 149.6	0.25 - 0.45
M3	0	63.1 - 112.2	0.19 - 0.34
	-5	47.3 - 84.1	0.15 - 0.25
M4	0	<63.1	<0.19
	-5	<47.3	<0.15



0 dB = 0.162A/m



Test Laboratory: Compliance Certification Services

### HAC\_H\_Device Cell band (Backlight off)

**DUT: Kyocera; Type: KX1; Serial: 20-M4004-01B**

Communication System: CDMA Cellular band; Frequency: 836.49 MHz; Duty Cycle: 1:1

Medium parameters used:  $\sigma = 0$  mho/m,  $\epsilon_r = 1$ ;  $\rho = 1$  kg/m<sup>3</sup>

Phantom section: H Device Section

Measurement Standard: DASYS4 (High Precision Assessment)

DASY4 Configuration:

- Probe: H3DV6 - SN6157; ; Calibrated: 3/11/2005
- Sensor-Surface: (Fix Surface)
- Electronics: DAE3 Sn500; Calibrated: 2/7/2005
- Phantom: HAC Test Arch; Type: SD HAC P01 BA; Serial: 1011
- Measurement SW: DASYS4, V4.5 Build 19; Postprocessing SW: SEMCAD, V1.8 Build 146

**H Scan - M-ch/Hearing Aid Compatibility Test (101x101x1):** Measurement grid: dx=5mm, dy=5mm

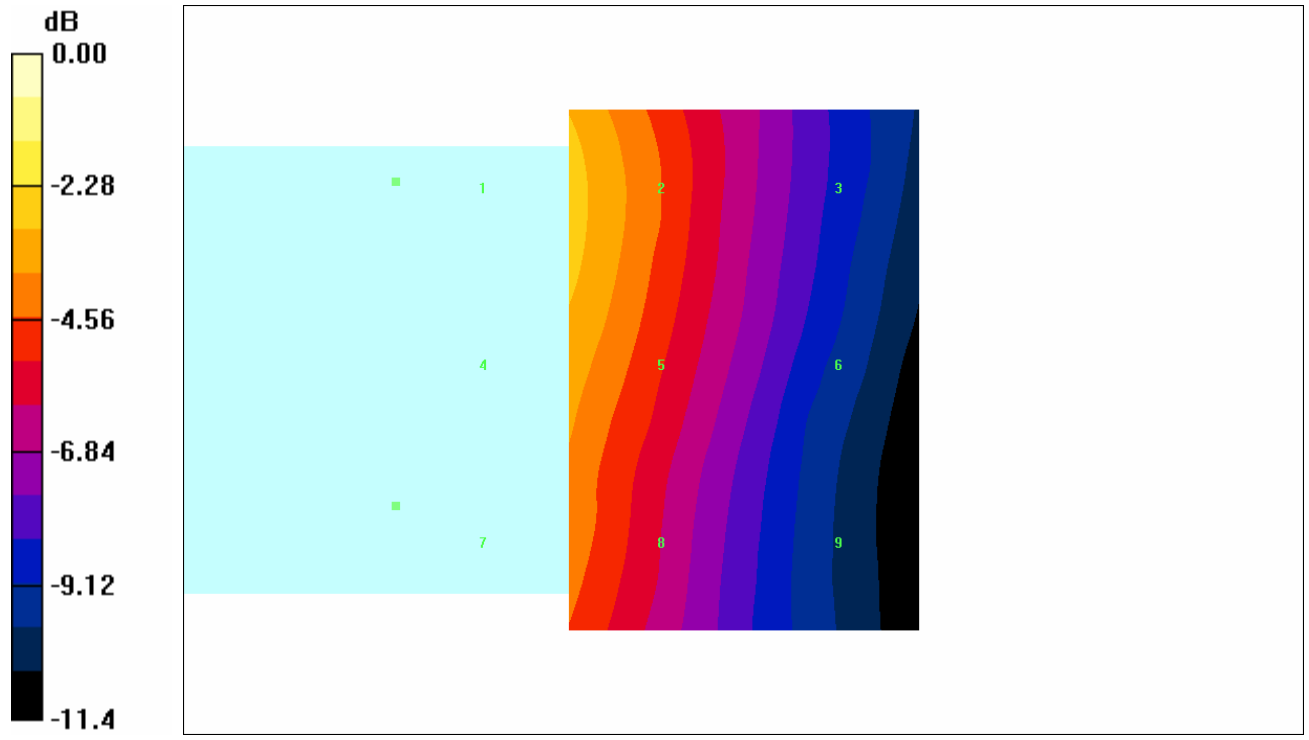
Maximum value of Total field (slot averaged) = 0.113 A/m

**Hearing Aid Near-Field Category: M4 (AWF 0 dB)**

H in A/m (Time averaged)      H in A/m (Slot averaged)

Grid 1 <b>0.154</b>	Grid 2 <b>0.113</b>	Grid 3 <b>0.073</b>	Grid 1 <b>0.154</b>	Grid 2 <b>0.113</b>	Grid 3 <b>0.073</b>
Grid 4 <b>0.146</b>	Grid 5 <b>0.111</b>	Grid 6 <b>0.070</b>	Grid 4 <b>0.146</b>	Grid 5 <b>0.111</b>	Grid 6 <b>0.070</b>
Grid 7 <b>0.136</b>	Grid 8 <b>0.099</b>	Grid 9 <b>0.063</b>	Grid 7 <b>0.136</b>	Grid 8 <b>0.099</b>	Grid 9 <b>0.063</b>

Category	AWF (dB)	Limits for E-Field Emissions (V/m)	Limits for H-Field Emissions (A/m)
M1	0	199.5 - 354.8	0.6 - 1.07
	-5	149.6 - 266.1	0.45 - 0.8
M2	0	112.2 - 199.5	0.34 - 0.6
	-5	84.1 - 149.6	0.25 - 0.45
M3	0	63.1 - 112.2	0.19 - 0.34
	-5	47.3 - 84.1	0.15 - 0.25
M4	0	<63.1	<0.19
	-5	<47.3	<0.15



0 dB = 0.154A/m

Test Laboratory: Compliance Certification Services

### HAC\_H\_Device Cell band (Backlight off)

**DUT: Kyocera; Type: KX1; Serial: 20-M4004-01B**

Communication System: CDMA Cellular band; Frequency: 848.31 MHz; Duty Cycle: 1:1

Medium parameters used:  $\sigma = 0$  mho/m,  $\epsilon_r = 1$ ;  $\rho = 1$  kg/m<sup>3</sup>

Phantom section: H Device Section

Measurement Standard: DAS4 (High Precision Assessment)

DASY4 Configuration:

- Probe: H3DV6 - SN6157; ; Calibrated: 3/11/2005
- Sensor-Surface: (Fix Surface)
- Electronics: DAE3 Sn500; Calibrated: 2/7/2005
- Phantom: HAC Test Arch; Type: SD HAC P01 BA; Serial: 1011
- Measurement SW: DAS4, V4.5 Build 19; Postprocessing SW: SEMCAD, V1.8 Build 146

**H Scan - H-ch/Hearing Aid Compatibility Test (101x101x1):** Measurement grid: dx=5mm, dy=5mm

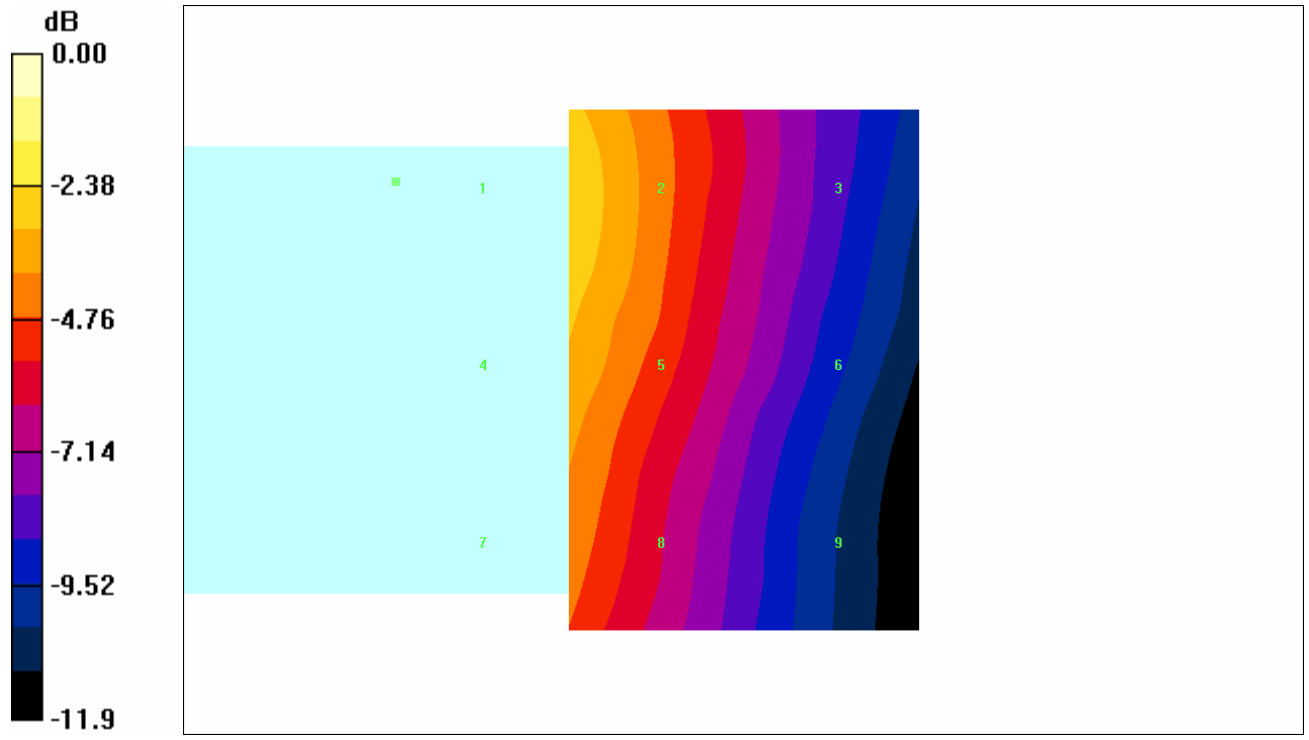
Maximum value of Total field (slot averaged) = 0.116 A/m

**Hearing Aid Near-Field Category: M4 (AWF 0 dB)**

H in A/m (Time averaged)      H in A/m (Slot averaged)

Grid 1 <b>0.154</b>	Grid 2 <b>0.116</b>	Grid 3 <b>0.074</b>	Grid 1 <b>0.154</b>	Grid 2 <b>0.116</b>	Grid 3 <b>0.074</b>
Grid 4 <b>0.147</b>	Grid 5 <b>0.112</b>	Grid 6 <b>0.071</b>	Grid 4 <b>0.147</b>	Grid 5 <b>0.112</b>	Grid 6 <b>0.071</b>
Grid 7 <b>0.136</b>	Grid 8 <b>0.098</b>	Grid 9 <b>0.062</b>	Grid 7 <b>0.136</b>	Grid 8 <b>0.098</b>	Grid 9 <b>0.062</b>

Category	AWF (dB)	Limits for E-Field Emissions (V/m)	Limits for H-Field Emissions (A/m)
M1	0	199.5 - 354.8	0.6 - 1.07
	-5	149.6 - 266.1	0.45 - 0.8
M2	0	112.2 - 199.5	0.34 - 0.6
	-5	84.1 - 149.6	0.25 - 0.45
M3	0	63.1 - 112.2	0.19 - 0.34
	-5	47.3 - 84.1	0.15 - 0.25
M4	0	<63.1	<0.19
	-5	<47.3	<0.15



0 dB = 0.154A/m

Test Laboratory: Compliance Certification Services

### 1\_HAC\_H-Device PCS band (Backlight on)

**DUT: Kyocera; Type: KX1; Serial: 20-M4004-01B**

Communication System: CDMA PCS band; Frequency: 1851.25 MHz; Duty Cycle: 1:1

Medium parameters used:  $\sigma = 0$  mho/m,  $\epsilon_r = 1$ ;  $\rho = 1$  kg/m<sup>3</sup>

Phantom section: H Device Section

Measurement Standard: DAS4 (High Precision Assessment)

DASY4 Configuration:

- Probe: H3DV6 - SN6157; ; Calibrated: 3/11/2005
- Sensor-Surface: (Fix Surface)
- Electronics: DAE3 Sn500; Calibrated: 2/7/2005
- Phantom: HAC Test Arch; Type: SD HAC P01 BA; Serial: 1011
- Measurement SW: DAS4, V4.5 Build 19; Postprocessing SW: SEMCAD, V1.8 Build 146

**H Scan - L-ch/Hearing Aid Compatibility Test (101x101x1):** Measurement grid: dx=5mm, dy=5mm


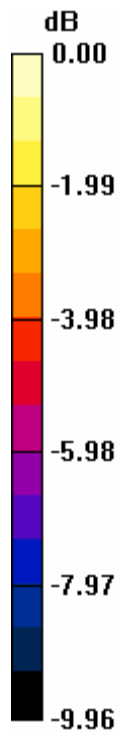
Maximum value of Total field (slot averaged) = 0.077 A/m

**Hearing Aid Near-Field Category: M4 (AWF 0 dB)**

H in A/m (Time averaged)      H in A/m (Slot averaged)

Grid 1 <b>0.054</b>	Grid 2 <b>0.051</b>	Grid 3 <b>0.046</b>	Grid 1 <b>0.054</b>	Grid 2 <b>0.051</b>	Grid 3 <b>0.046</b>
Grid 4 <b>0.081</b>	Grid 5 <b>0.075</b>	Grid 6 <b>0.058</b>	Grid 4 <b>0.081</b>	Grid 5 <b>0.075</b>	Grid 6 <b>0.058</b>
Grid 7 <b>0.111</b>	Grid 8 <b>0.104</b>	Grid 9 <b>0.077</b>	Grid 7 <b>0.111</b>	Grid 8 <b>0.104</b>	Grid 9 <b>0.077</b>

Category	AWF (dB)	Limits for E-Field Emissions (V/m)	Limits for H-Field Emissions (A/m)
M1	0	199.5 - 354.8	0.6 - 1.07
	-5	149.6 - 266.1	0.45 - 0.8
M2	0	112.2 - 199.5	0.34 - 0.6
	-5	84.1 - 149.6	0.25 - 0.45
M3	0	63.1 - 112.2	0.19 - 0.34
	-5	47.3 - 84.1	0.15 - 0.25
M4	0	<63.1	<0.19
	-5	<47.3	<0.15



0 dB = 0.111A/m

Test Laboratory: Compliance Certification Services

### 1\_HAC\_H-Device PCS band (Backlight on)

**DUT: Kyocera; Type: KX1; Serial: 20-M4004-01B**

Communication System: CDMA PCS band; Frequency: 1880 MHz; Duty Cycle: 1:1

Medium parameters used:  $\sigma = 0$  mho/m,  $\epsilon_r = 1$ ;  $\rho = 1$  kg/m<sup>3</sup>

Phantom section: H Device Section

Measurement Standard: DASYS4 (High Precision Assessment)

DASY4 Configuration:

- Probe: H3DV6 - SN6157; ; Calibrated: 3/11/2005
- Sensor-Surface: (Fix Surface)
- Electronics: DAE3 Sn500; Calibrated: 2/7/2005
- Phantom: HAC Test Arch; Type: SD HAC P01 BA; Serial: 1011
- Measurement SW: DASYS4, V4.5 Build 19; Postprocessing SW: SEMCAD, V1.8 Build 146


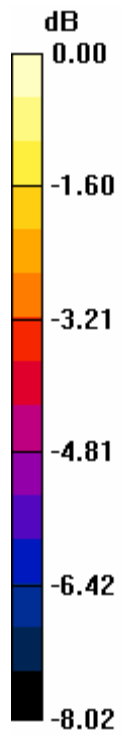
**H Scan - M-ch/Hearing Aid Compatibility Test (101x101x1):** Measurement grid: dx=5mm, dy=5mm

Maximum value of Total field (slot averaged) = 0.083 A/m

**Hearing Aid Near-Field Category: M4 (AWF 0 dB)**

H in A/m (Time averaged)			H in A/m (Slot averaged)		
Grid 1	Grid 2	Grid 3	Grid 1	Grid 2	Grid 3
<b>0.066</b>	<b>0.066</b>	<b>0.059</b>	<b>0.066</b>	<b>0.066</b>	<b>0.059</b>
<b>0.086</b>	<b>0.082</b>	<b>0.068</b>	<b>0.086</b>	<b>0.082</b>	<b>0.068</b>
<b>0.112</b>	<b>0.107</b>	<b>0.083</b>	<b>0.112</b>	<b>0.107</b>	<b>0.083</b>

Category	AWF (dB)	Limits for E-Field Emissions (V/m)	Limits for H-Field Emissions (A/m)
M1	0	199.5 - 354.8	0.6 - 1.07
	-5	149.6 - 266.1	0.45 - 0.8
M2	0	112.2 - 199.5	0.34 - 0.6
	-5	84.1 - 149.6	0.25 - 0.45
M3	0	63.1 - 112.2	0.19 - 0.34
	-5	47.3 - 84.1	0.15 - 0.25
M4	0	<63.1	<0.19
	-5	<47.3	<0.15



0 dB = 0.112A/m



Test Laboratory: Compliance Certification Services

### 1\_HAC\_H-Device PCS band (Backlight on)

**DUT: Kyocera; Type: KX1; Serial: 20-M4004-01B**

Communication System: CDMA PCS band; Frequency: 1908.75 MHz; Duty Cycle: 1:1

Medium parameters used:  $\sigma = 0$  mho/m,  $\epsilon_r = 1$ ;  $\rho = 1$  kg/m<sup>3</sup>

Phantom section: H Device Section

Measurement Standard: DASYS4 (High Precision Assessment)

DASY4 Configuration:

- Probe: H3DV6 - SN6157; ; Calibrated: 3/11/2005
- Sensor-Surface: (Fix Surface)
- Electronics: DAE3 Sn500; Calibrated: 2/7/2005
- Phantom: HAC Test Arch; Type: SD HAC P01 BA; Serial: 1011
- Measurement SW: DASYS4, V4.5 Build 19; Postprocessing SW: SEMCAD, V1.8 Build 146

**H Scan - H-ch/Hearing Aid Compatibility Test (101x101x1):** Measurement grid: dx=5mm, dy=5mm

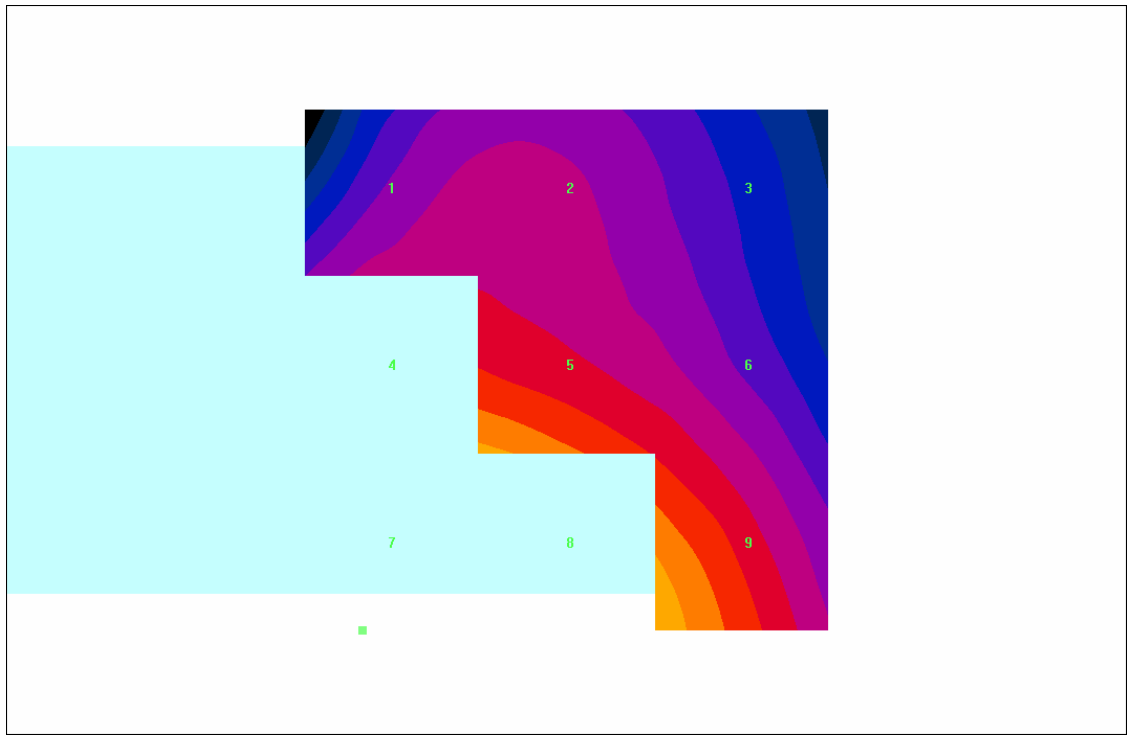
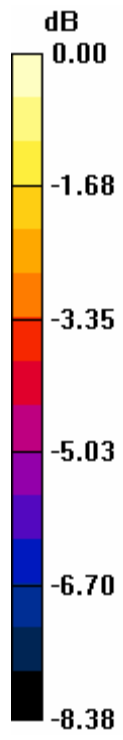
Maximum value of Total field (slot averaged) = 0.082 A/m

**Hearing Aid Near-Field Category: M4 (AWF 0 dB)**

H in A/m (Time averaged)      H in A/m (Slot averaged)

Grid 1 <b>0.064</b>	Grid 2 <b>0.064</b>	Grid 3 <b>0.059</b>	Grid 1 <b>0.064</b>	Grid 2 <b>0.064</b>	Grid 3 <b>0.059</b>
Grid 4 <b>0.082</b>	Grid 5 <b>0.080</b>	Grid 6 <b>0.068</b>	Grid 4 <b>0.082</b>	Grid 5 <b>0.080</b>	Grid 6 <b>0.068</b>
Grid 7 <b>0.107</b>	Grid 8 <b>0.102</b>	Grid 9 <b>0.082</b>	Grid 7 <b>0.107</b>	Grid 8 <b>0.102</b>	Grid 9 <b>0.082</b>

Category	AWF (dB)	Limits for E-Field Emissions (V/m)	Limits for H-Field Emissions (A/m)
M1	0	199.5 - 354.8	0.6 - 1.07
	-5	149.6 - 266.1	0.45 - 0.8
M2	0	112.2 - 199.5	0.34 - 0.6
	-5	84.1 - 149.6	0.25 - 0.45
M3	0	63.1 - 112.2	0.19 - 0.34
	-5	47.3 - 84.1	0.15 - 0.25
M4	0	<63.1	<0.19
	-5	<47.3	<0.15



0 dB = 0.107A/m

Test Laboratory: Compliance Certification Services

## 2\_HAC\_H-Device PCS band (Backlight off)

**DUT: Kyocera; Type: KX1; Serial: 20-M4004-01B**

Communication System: CDMA PCS band; Frequency: 1851.25 MHz; Duty Cycle: 1:1

Medium parameters used:  $\sigma = 0$  mho/m,  $\epsilon_r = 1$ ;  $\rho = 1$  kg/m<sup>3</sup>

Phantom section: H Device Section

Measurement Standard: DASYS4 (High Precision Assessment)

DASY4 Configuration:

- Probe: H3DV6 - SN6157; ; Calibrated: 3/11/2005
- Sensor-Surface: (Fix Surface)
- Electronics: DAE3 Sn500; Calibrated: 2/7/2005
- Phantom: HAC Test Arch; Type: SD HAC P01 BA; Serial: 1011
- Measurement SW: DASYS4, V4.5 Build 19; Postprocessing SW: SEMCAD, V1.8 Build 146

**H Scan - L-ch/Hearing Aid Compatibility Test (101x101x1):** Measurement grid: dx=5mm, dy=5mm


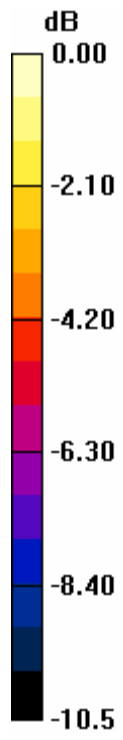
Maximum value of Total field (slot averaged) = 0.077 A/m

**Hearing Aid Near-Field Category: M4 (AWF 0 dB)**

H in A/m (Time averaged)      H in A/m (Slot averaged)

Grid 1 <b>0.053</b>	Grid 2 <b>0.051</b>	Grid 3 <b>0.046</b>	Grid 1 <b>0.053</b>	Grid 2 <b>0.051</b>	Grid 3 <b>0.046</b>
Grid 4 <b>0.078</b>	Grid 5 <b>0.072</b>	Grid 6 <b>0.057</b>	Grid 4 <b>0.078</b>	Grid 5 <b>0.072</b>	Grid 6 <b>0.057</b>
Grid 7 <b>0.115</b>	Grid 8 <b>0.107</b>	Grid 9 <b>0.077</b>	Grid 7 <b>0.115</b>	Grid 8 <b>0.107</b>	Grid 9 <b>0.077</b>

Category	AWF (dB)	Limits for E-Field Emissions (V/m)	Limits for H-Field Emissions (A/m)
M1	0	199.5 - 354.8	0.6 - 1.07
	-5	149.6 - 266.1	0.45 - 0.8
M2	0	112.2 - 199.5	0.34 - 0.6
	-5	84.1 - 149.6	0.25 - 0.45
M3	0	63.1 - 112.2	0.19 - 0.34
	-5	47.3 - 84.1	0.15 - 0.25
M4	0	<63.1	<0.19
	-5	<47.3	<0.15



0 dB = 0.115A/m

Test Laboratory: Compliance Certification Services

## 2\_HAC\_H-Device PCS band (Backlight off)

**DUT: Kyocera; Type: KX1; Serial: 20-M4004-01B**

Communication System: CDMA PCS band; Frequency: 1880 MHz; Duty Cycle: 1:1

Medium parameters used:  $\sigma = 0$  mho/m,  $\epsilon_r = 1$ ;  $\rho = 1$  kg/m<sup>3</sup>

Phantom section: H Device Section

Measurement Standard: DASYS4 (High Precision Assessment)

DASY4 Configuration:

- Probe: H3DV6 - SN6157; ; Calibrated: 3/11/2005
- Sensor-Surface: (Fix Surface)
- Electronics: DAE3 Sn500; Calibrated: 2/7/2005
- Phantom: HAC Test Arch; Type: SD HAC P01 BA; Serial: 1011
- Measurement SW: DASYS4, V4.5 Build 19; Postprocessing SW: SEMCAD, V1.8 Build 146

**H Scan - M-ch/Hearing Aid Compatibility Test (101x101x1):** Measurement grid: dx=5mm, dy=5mm

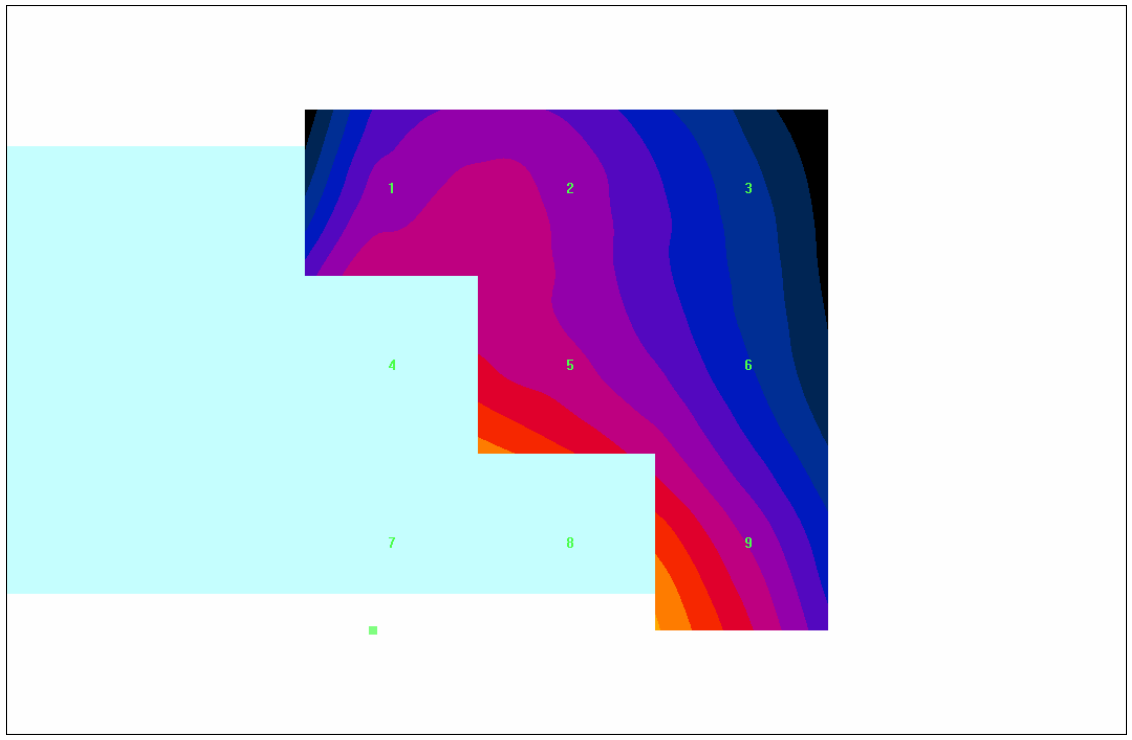
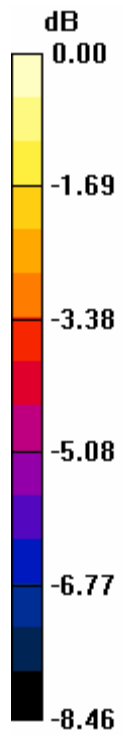
Maximum value of Total field (slot averaged) = 0.087 A/m

**Hearing Aid Near-Field Category: M4 (AWF 0 dB)**

H in A/m (Time averaged)      H in A/m (Slot averaged)

Grid 1 <b>0.069</b>	Grid 2 <b>0.069</b>	Grid 3 <b>0.060</b>	Grid 1 <b>0.069</b>	Grid 2 <b>0.069</b>	Grid 3 <b>0.060</b>
Grid 4 <b>0.088</b>	Grid 5 <b>0.084</b>	Grid 6 <b>0.069</b>	Grid 4 <b>0.088</b>	Grid 5 <b>0.084</b>	Grid 6 <b>0.069</b>
Grid 7 <b>0.119</b>	Grid 8 <b>0.114</b>	Grid 9 <b>0.087</b>	Grid 7 <b>0.119</b>	Grid 8 <b>0.114</b>	Grid 9 <b>0.087</b>

Category	AWF (dB)	Limits for E-Field Emissions (V/m)	Limits for H-Field Emissions (A/m)
M1	0	199.5 - 354.8	0.6 - 1.07
	-5	149.6 - 266.1	0.45 - 0.8
M2	0	112.2 - 199.5	0.34 - 0.6
	-5	84.1 - 149.6	0.25 - 0.45
M3	0	63.1 - 112.2	0.19 - 0.34
	-5	47.3 - 84.1	0.15 - 0.25
M4	0	<63.1	<0.19
	-5	<47.3	<0.15



0 dB = 0.119A/m

Test Laboratory: Compliance Certification Services

## 2\_HAC\_H-Device PCS band (Backlight off)

**DUT: Kyocera; Type: KX1; Serial: 20-M4004-01B**

Communication System: CDMA PCS band; Frequency: 1908.75 MHz; Duty Cycle: 1:1

Medium parameters used:  $\sigma = 0$  mho/m,  $\epsilon_r = 1$ ;  $\rho = 1$  kg/m<sup>3</sup>

Phantom section: H Device Section

Measurement Standard: DAS4 (High Precision Assessment)

DASY4 Configuration:

- Probe: H3DV6 - SN6157; ; Calibrated: 3/11/2005
- Sensor-Surface: (Fix Surface)
- Electronics: DAE3 Sn500; Calibrated: 2/7/2005
- Phantom: HAC Test Arch; Type: SD HAC P01 BA; Serial: 1011
- Measurement SW: DAS4, V4.5 Build 19; Postprocessing SW: SEMCAD, V1.8 Build 146

**H Scan - H-ch/Hearing Aid Compatibility Test (101x101x1):** Measurement grid: dx=5mm, dy=5mm

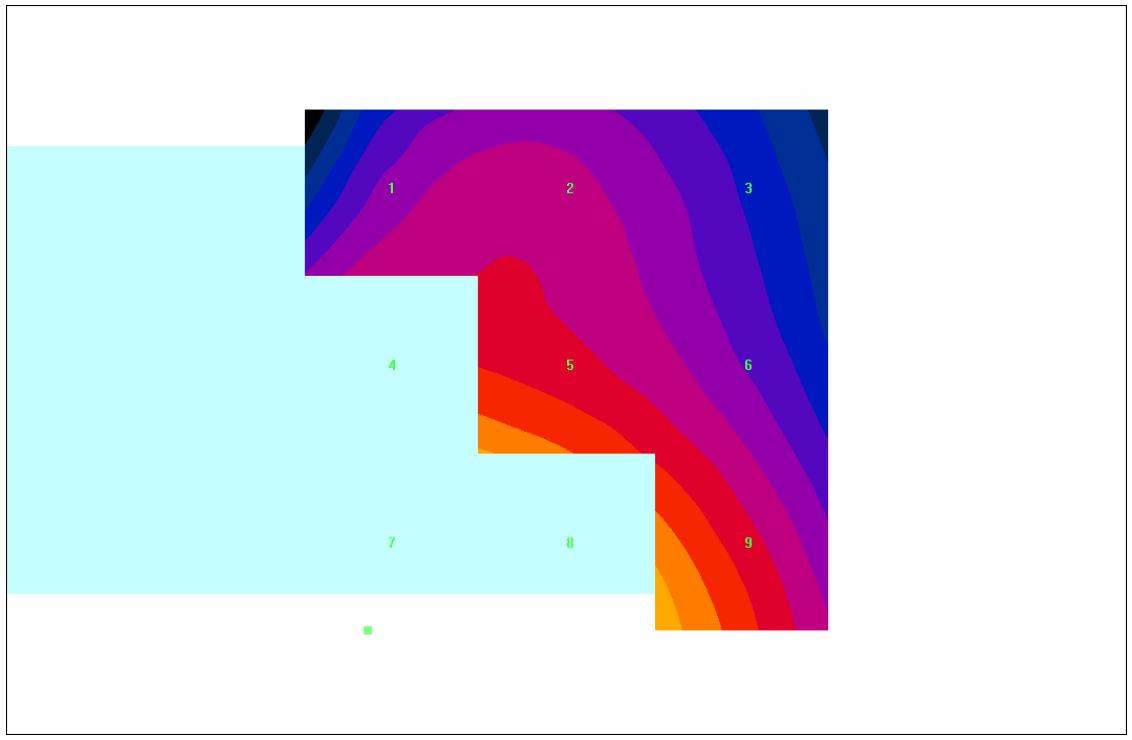
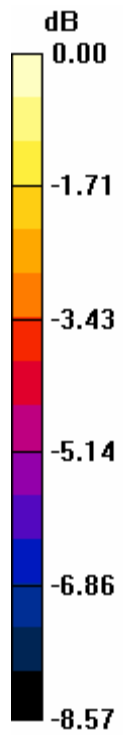
Maximum value of Total field (slot averaged) = 0.084 A/m

**Hearing Aid Near-Field Category: M4 (AWF 0 dB)**

H in A/m (Time averaged)      H in A/m (Slot averaged)

Grid 1 <b>0.066</b>	Grid 2 <b>0.066</b>	Grid 3 <b>0.061</b>	Grid 1 <b>0.066</b>	Grid 2 <b>0.066</b>	Grid 3 <b>0.061</b>
Grid 4 <b>0.084</b>	Grid 5 <b>0.081</b>	Grid 6 <b>0.069</b>	Grid 4 <b>0.084</b>	Grid 5 <b>0.081</b>	Grid 6 <b>0.069</b>
Grid 7 <b>0.111</b>	Grid 8 <b>0.107</b>	Grid 9 <b>0.084</b>	Grid 7 <b>0.111</b>	Grid 8 <b>0.107</b>	Grid 9 <b>0.084</b>

Category	AWF (dB)	Limits for E-Field Emissions (V/m)	Limits for H-Field Emissions (A/m)
M1	0	199.5 - 354.8	0.6 - 1.07
	-5	149.6 - 266.1	0.45 - 0.8
M2	0	112.2 - 199.5	0.34 - 0.6
	-5	84.1 - 149.6	0.25 - 0.45
M3	0	63.1 - 112.2	0.19 - 0.34
	-5	47.3 - 84.1	0.15 - 0.25
M4	0	<63.1	<0.19
	-5	<47.3	<0.15



0 dB = 0.111A/m