



Nemko USA, Inc.
11696 Sorrento Valley Road, Suite F
San Diego, CA 92121-1024
Tel: 858 755-5525
Fax: 858 793-9914

June 22, 2004

Patrick Bowen
Kyocera Wireless
10300 Campus Point Drive
San Diego, CA 92121

OVFKWC-K493 PCS Handsets
Nemko Project Number: **24-401-KYO**

Dear Mr. Bowen

This letter is intended to serve as a notice that the **PCS Handsets**, as tested, have complied with the following tests per CFR 47 Part 2/24 – Radiated and Part 15:109.

Test Specification	Test Name
FCC, 2/24	Radiated Spurious Per 24.238(a)
FCC, 15:109	Radiated Radiofrequency Emissions 30MHz the 10 th Harmonic)

MODELS TESTED:

OVFKWC-K493 Unit SN: 79-X----0WB81L is Gray scale Energi (K493L)
OVFKWC-K493 Unit SN: 7C-X----0WB7CD is Color Energi (K493LC)

Please keep us in mind for your next project and call with any questions.

Sincerely,

FR Fleury
Chip Fleury
Frontline Manager



NEMKO USA, Inc.

San Diego Headquarters:
 11696 Sorrento Valley Rd.
 San Diego, CA 92121
 Tel: (858) 755-5525
 Fax: (858) 452-1810

Radiated Emissions Data

Preliminary _____ Page 1 of 3

Client Name : Kyocera Wireless Corporation
 EUT Name : K7LE-PCS-GRAY-ENERGI
 EUT Model # : K493L
 EUT Part # : _____
 EUT Serial # : 79-X---0WB81L
 EUT Config. : Tranmit mode

Specification FCC Part 24 Reference : _____
 Rod. Ant. # : NA Temp. (deg. C) : 23 Date : 6/14/2004
 Bicon Ant.#: NA Humidity (%) : 55 Time : NA
 Log Ant.#: NA EUT Voltage : NA Staff : Chip Fleury
 DRG Ant. # : 529 EUT Frequency : NA Photo ID: NA
 Dipole Ant.#: NA Phase: NA Peak Bandwidth: 1 MHz
 Cable#: 60ft Location: RN# 90579 Video Bandwidth 1 MHz
 Preamp#: 40db Distance: 3m
 Spec An.#: NA
 QP #: NA
 PreSelect#: NA

Meas. Freq. (MHz)	Vertical (dBuV) pk	Horizontal (dBuV) pk	CF (db)	Max Level (dBm) pk	Spec. Limit (dBm) pk	Margin dB pk	EUT Rotation	Ant. Height	Pass Fail Unc.	Comment
3702.5	70	65	0.1	-25.13	-13.0	-12.1	180.0	1.2	Pass	
5537.3	50	50	6.2	-39.03	-13.0	-26.0			Pass	NF
7405	48	48	10.6	-36.63	-13.0	-23.6			Pass	NF
9256.3	46	46	14.11	-35.12	-13.0	-22.1			Pass	NF
11108	44	44	19	-32.23	-13.0	-19.2			Pass	NF
12959	44	44	21.7	-29.53	-13.0	-16.5			Pass	NF
14810	44	44	30.1	-21.13	-13.0	-8.1			Pass	NF
16661	39	39	30.4	-25.83	-13.0	-12.8			Pass	NF
18513	34	34	42.8	-18.43	-13.0	-5.4			Pass	NF
20364	32	32	43.5	-19.73	-13.0	-6.7			Pass	NF
3760	67.1	59.7	0.1	-28.03	-13.0	-15.0	170.0	1.0	Pass	
5640	51	51	6.2	-38.03	-13.0	-25.0			Pass	NF
7520	49	49	11.8	-34.43	-13.0	-21.4			Pass	NF
9400	45	45	14.11	-36.12	-13.0	-23.1			Pass	NF
11280	44	44	19	-32.23	-13.0	-19.2			Pass	NF
13160	44	44	25.2	-26.03	-13.0	-13.0			Pass	NF
15040	43	43	29.9	-22.33	-13.0	-9.3			Pass	NF
16920	40	40	30.4	-24.83	-13.0	-11.8			Pass	NF
18800	34	34	42.8	-18.43	-13.0	-5.4			Pass	NF
20690	32	32	43.5	-19.73	-13.0	-6.7			Pass	NF
3817.5	72	62	0.1	-23.13	-13.0	-10.1	170.0	1.1	Pass	
5726.3	50	50	6.2	-39.03	-13.0	-26.0			Pass	NF
7635	48	48	11.8	-35.43	-13.0	-22.4			Pass	NF
9543.8	43	43	13.8	-38.43	-13.0	-25.4			Pass	NF
11453	44	44	19	-32.23	-13.0	-19.2			Pass	NF
13361	43	43	25.2	-27.03	-13.0	-14.0			Pass	NF
15270	40	40	29.9	-25.33	-13.0	-12.3			Pass	NF
17179	40	40	35.5	-19.73	-13.0	-6.7			Pass	NF
19088	34	34	42.8	-18.43	-13.0	-5.4			Pass	NF
20996	30	30	44	-21.23	-13.0	-8.2			Pass	NF

Kyocera Signal Substitution

Model #	Frequency MHz	Target dBµV/m	Horn Gain dBi	Cable Loss dB	Signal Generator dBm	Total (EIRP) dBm	Spec dBm	Margin dB
K493L	3702.5	70	9.7	.6	-39.5	-30.4	-13	-17.4
	3760	67	9.7	.6	-41.6	-32.5	-13	-19.5
	3817.5	72	9.7	.6	-37.6	-28.4	-13	-15.5

NOTE: Signal substitution performed in accordance with TIA-603



NEMKO USA, Inc.

San Diego Headquarters:
 11696 Sorrento Valley Rd.
 San Diego, CA 92121
 Tel: (858) 755-5525
 Fax: (858) 452-1810

Radiated Emissions Data

Complete _____ Job # : _____ Test # : _____
 Preliminary _____ Page 2 of 3

Client Name : Kyocera Wireless Corporation
 EUT Name : K7LE-PCS-GRAY-ENERGI
 EUT Model # : K493L
 EUT Part # : _____
 EUT Serial # : 79-X---0WB81L
 EUT Config : Transmit Syn

Specification: FCC part 15.109 Reference : _____
 Rod. Ant. #: NA Temp. (deg. C) : 24 Date : 6/14/2004
 Bicon Ant.#: NA Humidity (%) : 56 Time : _____
 Log Ant.#: NA EUT Voltage : NA Staff : Chip Fleury
 DRG Ant. # 529 EUT Frequency : NA Photo ID: _____
 Dipole Ant.#: NA Phase: NA Peak Bandwidth: RBW - 1MHz, VBW - 1MHz
 Cable#: 60ft Location: RN# 90579 Video Bandwidth: RBW - 1MHz, VBW - 10Hz
 Preamp#: 40db Distance: 3m
 Spec An.#: NA
 QP #: NA
 PreSelect#: NA

Meas. Freq. (MHz)	Vertical (dBuV)		Horizontal (dBuV)		CF (db)	Max Level (dBuV/m)		Spec. Limit (dBuV/m)		Margin dB		EUT Rotation	Ant. Height	Pass Fail Unc.	Comment
	pk	av	pk	av		pk	av	pk	av	pk	av				
1481	65	53	65	53	-12.8	52.2	40.2	74.0	54.0	-21.8	-13.8			Pass	NF
2962	56	44	56	44	-5	51	39	74.0	54.0	-23.0	-15.0			Pass	NF
4443	50	38	50	38	2.2	52.2	40.2	74.0	54.0	-21.8	-13.8			Pass	NF
5924	52	40	52	40	6.2	58.2	46.2	74.0	54.0	-15.8	-7.8			Pass	NF
7405	49	35	49	35	10.6	59.6	45.6	74.0	54.0	-14.4	-8.4			Pass	NF
8886	46	34	46	34	12.8	58.8	46.8	74.0	54.0	-15.2	-7.2			Pass	NF
10367	43	30	43	30	16.6	59.6	46.6	74.0	54.0	-14.4	-7.4			Pass	NF RBW 100kHz
11848	44	27	44	27	19.4	63.4	46.4	74.0	54.0	-10.6	-7.6			Pass	NF RBW 100kHz
13329	38	22	38	22	25.2	63.2	47.2	74.0	54.0	-10.8	-6.8			Pass	NF RBW 100kHz
14810	35	17	35	17	30.1	65.1	47.1	74.0	54.0	-8.9	-6.9			Pass	NF RBW 30kHz
16291	30	17.4	30	17.4	30.6	60.6	48	74.0	54.0	-13.4	-6.0			Pass	NF RBW 30kHz
1504	51	40	51	40	-11.5	39.5	28.5	74.0	54.0	-34.5	-25.5			Pass	NF
3008	50	39	50	39	-1.3	48.7	37.7	74.0	54.0	-25.3	-16.3			Pass	NF
4512	49	38	49	38	1.8	50.8	39.8	74.0	54.0	-23.2	-14.2			Pass	NF
6016	50	39	50	39	7.5	57.5	46.5	74.0	54.0	-16.5	-7.5			Pass	NF
7520	48	31	48	31	11.8	59.8	42.8	74.0	54.0	-14.2	-11.2			Pass	NF
9024	45	28	45	28	14.11	59.11	42.11	74.0	54.0	-14.9	-11.9			Pass	NF
10528	44	25	44	25	16.5	60.5	41.5	74.0	54.0	-13.5	-12.5			Pass	NF RBW 100kHz
12032	44	23	44	23	21.9	65.9	44.9	74.0	54.0	-8.1	-9.1			Pass	NF RBW 100kHz
13536	38	21	38	21	26.8	64.8	47.8	74.0	54.0	-9.2	-6.2			Pass	NF RBW 100kHz
15040	34	17	34	17	29.9	63.9	46.9	74.0	54.0	-10.1	-7.1			Pass	NF RBW 30kHz
16544	31	16	31	16	30.4	61.4	46.4	74.0	54.0	-12.6	-7.6			Pass	NF RBW 30kHz
1527	52	40	52	40	-11.5	40.5	28.5	74.0	54.0	-33.5	-25.5			Pass	NF
3054	51	39	51	39	-1.3	49.7	37.7	74.0	54.0	-24.3	-16.3			Pass	NF
4581	48	38	48	38	1.8	49.8	39.8	74.0	54.0	-24.2	-14.2			Pass	NF
6108	50	39	50	39	7.5	57.5	46.5	74.0	54.0	-16.5	-7.5			Pass	NF
7635	47	37	47	35	11.8	58.8	48.8	74.0	54.0	-15.2	-5.2	175.0	1.1	Pass	
9162	44	33	44	33	14.1	58.1	47.1	74.0	54.0	-15.9	-6.9			Pass	NF
10689	43	31	43	31	16.5	59.5	47.5	74.0	54.0	-14.5	-6.5			Pass	NF RBW 100kHz
12216	44	26	44	26	21.9	65.9	47.9	74.0	54.0	-8.1	-6.1			Pass	NF RBW 100kHz
13743	38	20	38	20	26.8	64.8	46.8	74.0	54.0	-9.2	-7.2			Pass	NF RBW 100kHz
15270	34	18	34	18	29.9	63.9	46.9	74.0	54.0	-10.1	-7.1			Pass	NF RBW 30kHz
16797	31	16	31	16	30.4	61.4	46.4	74.0	54.0	-12.6	-7.6			Pass	NF RBW 30kHz



NEMKO USA, Inc.

San Diego Headquarters:
 11696 Sorrento Valley Rd.
 San Diego, CA 92121
 Tel: (858) 755-5525
 Fax: (858) 452-1810

Radiated Emissions Data

Complete _____ Job # : _____ Test # : _____
 Preliminary _____ Page 3 of 3

Client Name : Kyocera Wireless Corporation
 EUT Name : K7LE-PCS-GRAY-ENERGI
 EUT Model # : K493L
 EUT Part # : _____
 EUT Serial # : 79-X---0WB81L
 EUT Config. : Receive Syn

Specification FCC part 15.109 Reference : _____
 Rod. Ant. #: NA Temp. (deg. C) : 24 Date : 6/14/2004
 Bicon Ant. #: NA Humidity (%) : 56 Time : _____
 Log Ant. #: NA EUT Voltage : NA Staff : Chip Fleury
 DRG Ant. # : 529 EUT Frequency : NA Photo ID : _____
 Dipole Ant. #: NA Phase : NA Peak Bandwidth: RBW - 1MHz, VBW - 1MHz
 Cable #: 60ft Location: RN# 90579 AV Bandwidth RBW - 1MHz, VBW - 10Hz
 Preamp #: 40db Distance: 3m
 Spec An. #: NA
 QP #: NA
 PreSelect #: NA

Meas. Freq. (MHz)	Vertical (dBuV)		Horizontal (dBuV)		CF (db)	Max Level (dBuV/m)		Spec. Limit (dBuV/m)		Margin dB		EUT Rotation	Ant. Height	Pass Fail Unc.	Comment
	pk	av	pk	av		pk	av	pk	av	pk	av				
1716.7	51	42	51	42	-11.5	39.5	30.5	74.0	54.0	-34.5	-23.5	170.0	1.1	Pass	
3433.3	50	39	50	39	-1.3	48.7	37.7	74.0	54.0	-25.3	-16.3			Pass	NF
5150	50	39	50	39	5.4	55.4	44.4	74.0	54.0	-18.6	-9.6			Pass	NF
6866.7	49	37.5	49	37.5	7.5	56.5	45	74.0	54.0	-17.5	-9.0			Pass	NF
8583.3	48	35	48	35	12.8	60.8	47.8	74.0	54.0	-13.2	-6.2			Pass	NF
10300	45	25	45	25	16.6	61.6	41.6	74.0	54.0	-12.4	-12.4			Pass	NF
12016.7	46	26	46	26	21.9	67.9	47.9	74.0	54.0	-6.1	-6.1			Pass	NF RBW 100kHz
13733.3	38	20	38	20	26.8	64.8	46.8	74.0	54.0	-9.2	-7.2			Pass	NF RBW 100kHz
15450	34	18	34	18	29.9	63.9	47.9	74.0	54.0	-10.1	-6.1			Pass	NF RBW 100kHz
17166.7	30	12	30	12	35.5	65.5	47.5	74.0	54.0	-8.5	-6.5			Pass	NF RBW 30kHz
18883.3	25	5	25	5	42.7	67.7	47.7	74.0	54.0	-6.3	-6.3			Pass	NF RBW 30kHz
1742.2	50	40	50	40	-11.5	38.5	28.5	74.0	54.0	-35.5	-25.5			Pass	NF
3484.4	50	39	50	39	-1.3	48.7	37.7	74.0	54.0	-25.3	-16.3			Pass	NF
5226.7	48	38	48	38	5.4	53.4	43.4	74.0	54.0	-20.6	-10.6			Pass	NF
6968.9	49	37	49	37	7.5	56.5	44.5	74.0	54.0	-17.5	-9.5			Pass	NF
8711.1	46	35	46	35	12.8	58.8	47.8	74.0	54.0	-15.2	-6.2			Pass	NF
10453.3	43	25	43	25	16.6	59.6	41.6	74.0	54.0	-14.4	-12.4			Pass	NF
12195.5	44	26	44	26	21.9	65.9	47.9	74.0	54.0	-8.1	-6.1			Pass	NF RBW 100kHz
13937.8	38	20	38	20	26.8	64.8	46.8	74.0	54.0	-9.2	-7.2			Pass	NF RBW 100kHz
15679	34	17	34	17	26.8	60.8	43.8	74.0	54.0	-13.2	-10.2			Pass	NF RBW 100kHz
17422.2	30	12	30	12	35.5	65.5	47.5	74.0	54.0	-8.5	-6.5			Pass	NF RBW 30kHz
19164.4	25	5	25	5	42.5	67.5	47.5	74.0	54.0	-6.5	-6.5			Pass	NF RBW 30kHz
1767.8	50	39	50	39	-11.5	38.5	27.5	74.0	54.0	-35.5	-26.5			Pass	NF
3535.5	50	38	50	38	-1.3	48.7	36.7	74.0	54.0	-25.3	-17.3			Pass	NF
5303.3	49	39	49	39	1.8	50.8	40.8	74.0	54.0	-23.2	-13.2			Pass	NF
7071.1	47	37	47	37	7.5	54.5	44.5	74.0	54.0	-19.5	-9.5			Pass	NF
8838.8	44	35	44	35	11.8	55.8	46.8	74.0	54.0	-18.2	-7.2			Pass	NF
10606.6	42	31	42	31	14.1	56.1	45.1	74.0	54.0	-17.9	-8.9			Pass	NF
12374.4	44	24	44	24	16.5	60.5	40.5	74.0	54.0	-13.5	-13.5			Pass	NF RBW 100kHz
14142.1	40	20	40	20	21.9	61.9	41.9	74.0	54.0	-12.1	-12.1			Pass	NF RBW 100kHz
15909.9	32	17	32	17	26.8	58.8	43.8	74.0	54.0	-15.2	-10.2			Pass	NF RBW 100kHz
17677.7	30	10	30	10	36	66	46	74.0	54.0	-8.0	-8.0			Pass	NF RBW 30kHz
19445.4	25	5	25	5	42.8	67.8	47.8	74.0	54.0	-6.2	-6.2			Pass	NF RBW 30kHz



San Diego Headquarters:
 11696 Sorrento Valley Rd.
 San Diego, CA 92121
 Tel: (858) 755-5525
 Fax: (858) 452-1810

NEMKO USA, Inc.

Radiated Emissions Data

Page 1 of 3

Preliminary _____
 Client Name : Kyocera Wireless Corporation
 EUT Name : K7LE-PCS-COLOR-ENERGI
 EUT Model # : K493LC
 EUT Part # : _____
 EUT Serial # : 7C-X----0WB78W
 EUT Config. : Transmit mode

Specification FCC Part 24 Reference : _____
 Rod. Ant. # : NA Temp. (deg. C) : 23 Date : 6/14/2004
 Bicon Ant.# : NA Humidity (%) : 55 Time : NA
 Log Ant.# : NA EUT Voltage : NA Staff : Chip Fleury
 DRG Ant. # : 529 EUT Frequency : NA Photo ID: NA
 Dipole Ant.# : NA Phase: NA Peak Bandwidth: 1 MHz
 Cable# : 60ft Location: RN# 90579 Video Bandwidth 1 MHz
 Preamp# : 40db Distance: 3m
 Spec An.# : NA
 QP # : NA
 PreSelect# : NA

Meas. Freq. (MHz)	Vertical (dBuV) pk	Horizontal (dBuV) pk	CF (db)	Max Level (dBm) pk	Spec. Limit (dBm) pk	Margin dB pk	EUT Rotation	Ant. Height	Pass Fail Unc.	Comment
3702.5	65.7	60	0.1	-29.43	-13.0	-16.4	345.0	1.0	Pass	
5537.3	50	50	6.2	-39.03	-13.0	-26.0			Pass	NF
7405	48	48	10.6	-36.63	-13.0	-23.6			Pass	NF
9256.3	46	46	14.11	-35.12	-13.0	-22.1			Pass	NF
11108	44	44	19	-32.23	-13.0	-19.2			Pass	NF
12959	44	44	21.7	-29.53	-13.0	-16.5			Pass	NF
14810	44	44	30.1	-21.13	-13.0	-8.1			Pass	NF
16661	39	39	30.4	-25.83	-13.0	-12.8			Pass	NF
18513	34	34	42.8	-18.43	-13.0	-5.4			Pass	NF
20364	32	32	43.5	-19.73	-13.0	-6.7			Pass	NF
3760	65.6	64	0.1	-29.53	-13.0	-16.5	30.0	1.0	Pass	
5640	51	51	6.2	-38.03	-13.0	-25.0			Pass	NF
7520	49	49	11.8	-34.43	-13.0	-21.4			Pass	NF
9400	45	45	14.11	-36.12	-13.0	-23.1			Pass	NF
11280	44	44	19	-32.23	-13.0	-19.2			Pass	NF
13160	44	44	25.2	-26.03	-13.0	-13.0			Pass	NF
15040	43	43	29.9	-22.33	-13.0	-9.3			Pass	NF
16920	40	40	30.4	-24.83	-13.0	-11.8			Pass	NF
18800	34	34	42.8	-18.43	-13.0	-5.4			Pass	NF
20690	32	32	43.5	-19.73	-13.0	-6.7			Pass	NF
3817.5	67.25	57	0.1	-27.88	-13.0	-14.9	180.0	1.0	Pass	
5726.3	50	50	6.2	-39.03	-13.0	-26.0			Pass	NF
7635	48	48	11.8	-35.43	-13.0	-22.4			Pass	NF
9543.8	43	43	13.8	-38.43	-13.0	-25.4			Pass	NF
11453	44	44	19	-32.23	-13.0	-19.2			Pass	NF
13361	43	43	25.2	-27.03	-13.0	-14.0			Pass	NF
15270	40	40	29.9	-25.33	-13.0	-12.3			Pass	NF
17179	40	40	35.5	-19.73	-13.0	-6.7			Pass	NF
19088	34	34	42.8	-18.43	-13.0	-5.4			Pass	NF
20996	30	30	44	-21.23	-13.0	-8.2			Pass	NF

Kyocera Signal Substitution

Model #	Frequency MHz	Target dBµV/m	Horn Gain dBi	Cable Loss dB	Signal Generator dBm	Total (EIRP) dBm	Spec dBm	Margin dB
K493LC	3702.5	65.7	9.7	.6	-43.3	-34.2	-13	-21.2
	3760	65.6	9.7	.6	-43.4	-34.3	-13	-21.3
	3817.5	67.3	9.7	.6	-41.3	-32.3	-13	-19.3

NOTE: Signal substitution performed in accordance with TIA-603



NEMKO USA, Inc.

San Diego Headquarters:
 11696 Sorrento Valley Rd.
 San Diego, CA 92121
 Tel: (858) 755-5525
 Fax: (858) 452-1810

Radiated Emissions Data

Complete _____ Job # : _____ Test # : _____
 Preliminary _____ Page 2 of 3

Client Name : Kyocera Wireless Corporation
 EUT Name : K7LE-PCS-COLOR-ENERGI
 EUT Model # : K493LC
 EUT Part # : _____
 EUT Serial # : 7C-X---0WB78W
 EUT Config : Transmit Syn

Specification: FCC part 15.109 Reference : _____
 Rod. Ant. #: NA Temp. (deg. C) : 24 Date : 6/14/2004
 Bicon Ant. #: NA Humidity (%) : 56 Time : _____
 Log Ant. #: NA EUT Voltage : NA Staff : Chip Fleury
 DRG Ant. # : 529 EUT Frequency : NA Photo ID : _____
 Dipole Ant. #: NA Phase: NA Peak Bandwidth: RBW-1MHZ, VBW-1MHz
 Cable#: 60ft Location: RN# 90579 AV Bandwidth RBW-1MHZ, VBW-10Hz
 Preamp#: 40db Distance: 3m
 Spec An. #: NA
 QP #: NA
 PreSelect#: NA

Meas. Freq. (MHz)	Vertical (dBuV)		Horizontal (dBuV)		CF (db)	Max Level (dBuV/m)		Spec. Limit (dBuV/m)		Margin dB		EUT Rotation	Ant. Height	Pass Fail Unc.	Comment
	pk	av	pk	av		pk	av	pk	av	pk	av				
1481	65	53	65	53	-12.8	52.2	40.2	74.0	54.0	-21.8	-13.8			Pass	NF
2962	56	44	56	44	-5	51	39	74.0	54.0	-23.0	-15.0			Pass	NF
4443	50	38	50	38	2.2	52.2	40.2	74.0	54.0	-21.8	-13.8			Pass	NF
5924	52	40	52	40	6.2	58.2	46.2	74.0	54.0	-15.8	-7.8			Pass	NF
7405	49	35	49	35	10.6	59.6	45.6	74.0	54.0	-14.4	-8.4			Pass	NF
8886	46	34	46	34	12.8	58.8	46.8	74.0	54.0	-15.2	-7.2			Pass	NF
10367	43	30	43	30	16.6	59.6	46.6	74.0	54.0	-14.4	-7.4			Pass	NF RBW 100kHz
11848	44	27	44	27	19.4	63.4	46.4	74.0	54.0	-10.6	-7.6			Pass	NF RBW 100kHz
13329	38	22	38	22	25.2	63.2	47.2	74.0	54.0	-10.8	-6.8			Pass	NF RBW 100kHz
14810	35	17	35	17	30.1	65.1	47.1	74.0	54.0	-8.9	-6.9			Pass	NF RBW 30kHz
16291	30	17.4	30	17.4	30.6	60.6	48	74.0	54.0	-13.4	-6.0			Pass	NF RBW 30kHz
1504	51	40	51	40	-11.5	39.5	28.5	74.0	54.0	-34.5	-25.5			Pass	NF
3008	50	39	50	39	-1.3	48.7	37.7	74.0	54.0	-25.3	-16.3			Pass	NF
4512	49	38	49	38	1.8	50.8	39.8	74.0	54.0	-23.2	-14.2			Pass	NF
6016	50	39	50	39	7.5	57.5	46.5	74.0	54.0	-16.5	-7.5			Pass	NF
7520	48	31	48	31	11.8	59.8	42.8	74.0	54.0	-14.2	-11.2			Pass	NF
9024	45	28	45	28	14.11	59.11	42.11	74.0	54.0	-14.9	-11.9			Pass	NF
10528	44	25	44	25	16.5	60.5	41.5	74.0	54.0	-13.5	-12.5			Pass	NF RBW 100kHz
12032	44	23	44	23	21.9	65.9	44.9	74.0	54.0	-8.1	-9.1			Pass	NF RBW 100kHz
13536	38	21	38	21	26.8	64.8	47.8	74.0	54.0	-9.2	-6.2			Pass	NF RBW 100kHz
15040	34	17	34	17	29.9	63.9	46.9	74.0	54.0	-10.1	-7.1			Pass	NF RBW 30kHz
16544	31	16	31	16	30.4	61.4	46.4	74.0	54.0	-12.6	-7.6			Pass	NF RBW 30kHz
1527	52	40	52	40	-11.5	40.5	28.5	74.0	54.0	-33.5	-25.5			Pass	NF
3054	51	39	51	39	-1.3	49.7	37.7	74.0	54.0	-24.3	-16.3			Pass	NF
4581	48	38	48	38	1.8	49.8	39.8	74.0	54.0	-24.2	-14.2			Pass	NF
6108	50	39	50	39	7.5	57.5	46.5	74.0	54.0	-16.5	-7.5			Pass	NF
7635	47	37.3	47	35	11.8	58.8	49.1	74.0	54.0	-15.2	-4.9	175.0	1.1	Pass	
9162	44	33	44	33	14.1	58.1	47.1	74.0	54.0	-15.9	-6.9			Pass	NF
10689	43	31	43	31	16.5	59.5	47.5	74.0	54.0	-14.5	-6.5			Pass	NF RBW 100kHz
12216	44	26	44	26	21.9	65.9	47.9	74.0	54.0	-8.1	-6.1			Pass	NF RBW 100kHz
13743	38	20	38	20	26.8	64.8	46.8	74.0	54.0	-9.2	-7.2			Pass	NF RBW 100kHz
15270	34	18	34	18	29.9	63.9	46.9	74.0	54.0	-10.1	-7.1			Pass	NF RBW 30kHz
16797	31	16	31	16	30.4	61.4	46.4	74.0	54.0	-12.6	-7.6			Pass	NF RBW 30kHz



NEMKO USA, Inc.

San Diego Headquarters:
 11696 Sorrento Valley Rd.
 San Diego, CA 92121
 Tel: (858) 755-5525
 Fax: (858) 452-1810

Radiated Emissions Data


Complete _____ Job # : _____ Test # : _____
 Preliminary _____ Page 3 of 3

Client Name : Kyocera Wireless Corporation
 EUT Name : K7LE-PCS-COLOR-ENERGI
 EUT Model # : K493LC
 EUT Part # : _____
 EUT Serial # : 7C-X---0WB78W
 EUT Config. : Receive Syn

Specification FCC part 15.109 Reference : _____
 Rod. Ant. #: NA Temp. (deg. C) : 24 Date : 6/14/2004
 Bicon Ant. #: NA Humidity (%) : 56 Time : _____
 Log Ant. #: NA EUT Voltage : NA Staff : Chip Fleury
 DRG Ant. # : 529 EUT Frequency : NA Photo ID : _____
 Dipole Ant. #: NA Phase : NA Peak Bandwidth: RBW-1MHZ, VBW-1MHZ
 Cable #: 60ft Location : RN# 90579 AV Bandwidth RBW-1MHZ, VBW-10Hz
 Preamp #: 40db Distance : 3m
 Spec An. #: NA
 QP # : NA
 PreSelect #: NA

Meas. Freq. (MHz)	Vertical (dBuV)		Horizontal (dBuV)		CF (db)	Max Level (dBuV/m)		Spec. Limit (dBuV/m)		Margin dB		EUT Rotation	Ant. Height	Pass Fail Unc.	Comment
	pk	av	pk	av		pk	av	pk	av	pk	av				
1716.7	51	42	51	42	-11.5	39.5	30.5	74.0	54.0	-34.5	-23.5			Pass	NF
3433.3	50	39	50	39	-1.3	48.7	37.7	74.0	54.0	-25.3	-16.3			Pass	NF
5150	50	39	50	39	5.4	55.4	44.4	74.0	54.0	-18.6	-9.6			Pass	NF
6866.7	49	37.5	49	37.5	7.5	56.5	45	74.0	54.0	-17.5	-9.0			Pass	NF
8583.3	48	35	48	35	12.8	60.8	47.8	74.0	54.0	-13.2	-6.2			Pass	NF
10300	45	25	45	25	16.6	61.6	41.6	74.0	54.0	-12.4	-12.4			Pass	NF
12016.7	46	26	46	26	21.9	67.9	47.9	74.0	54.0	-6.1	-6.1			Pass	NF RBW 100kHz
13733.3	38	20	38	20	26.8	64.8	46.8	74.0	54.0	-9.2	-7.2			Pass	NF RBW 100kHz
15450	34	18	34	18	29.9	63.9	47.9	74.0	54.0	-10.1	-6.1			Pass	NF RBW 100kHz
17166.7	30	12	30	12	35.5	65.5	47.5	74.0	54.0	-8.5	-6.5			Pass	NF RBW 30kHz
18883.3	25	5	25	5	42.7	67.7	47.7	74.0	54.0	-6.3	-6.3			Pass	NF RBW 30kHz
1742.2	50	40	50	40	-11.5	38.5	28.5	74.0	54.0	-35.5	-25.5			Pass	NF
3484.4	50	39	50	39	-1.3	48.7	37.7	74.0	54.0	-25.3	-16.3			Pass	NF
5226.7	48	38	48	38	5.4	53.4	43.4	74.0	54.0	-20.6	-10.6			Pass	NF
6968.9	49	37	49	37	7.5	56.5	44.5	74.0	54.0	-17.5	-9.5			Pass	NF
8711.1	46	35	46	35	12.8	58.8	47.8	74.0	54.0	-15.2	-6.2			Pass	NF
10453.3	43	25	43	25	16.6	59.6	41.6	74.0	54.0	-14.4	-12.4			Pass	NF
12195.5	44	26	44	26	21.9	65.9	47.9	74.0	54.0	-8.1	-6.1			Pass	NF RBW 100kHz
13937.8	38	20	38	20	26.8	64.8	46.8	74.0	54.0	-9.2	-7.2			Pass	NF RBW 100kHz
15679	34	17	34	17	26.8	60.8	43.8	74.0	54.0	-13.2	-10.2			Pass	NF RBW 100kHz
17422.2	30	12	30	12	35.5	65.5	47.5	74.0	54.0	-8.5	-6.5			Pass	NF RBW 30kHz
19164.4	25	5	25	5	42.5	67.5	47.5	74.0	54.0	-6.5	-6.5			Pass	NF RBW 30kHz
1767.8	50	39	50	39	-11.5	38.5	27.5	74.0	54.0	-35.5	-26.5			Pass	NF
3535.5	50	38	50	38	-1.3	48.7	36.7	74.0	54.0	-25.3	-17.3			Pass	NF
5303.3	49	39	49	39	1.8	50.8	40.8	74.0	54.0	-23.2	-13.2			Pass	NF
7071.1	47	37	47	37	7.5	54.5	44.5	74.0	54.0	-19.5	-9.5			Pass	NF
8838.8	44	35	44	35	11.8	55.8	46.8	74.0	54.0	-18.2	-7.2			Pass	NF
10606.6	42	31	42	31	14.1	56.1	45.1	74.0	54.0	-17.9	-8.9			Pass	NF
12374.4	44	24	44	24	16.5	60.5	40.5	74.0	54.0	-13.5	-13.5			Pass	NF RBW 100kHz
14142.1	40	20	40	20	21.9	61.9	41.9	74.0	54.0	-12.1	-12.1			Pass	NF RBW 100kHz
15909.9	32	17	32	17	26.8	58.8	43.8	74.0	54.0	-15.2	-10.2			Pass	NF RBW 100kHz
17677.7	30	10	30	10	36	66	46	74.0	54.0	-8.0	-8.0			Pass	NF RBW 30kHz
19445.4	25	5	25	5	42.8	67.8	47.8	74.0	54.0	-6.2	-6.2			Pass	NF RBW 30kHz



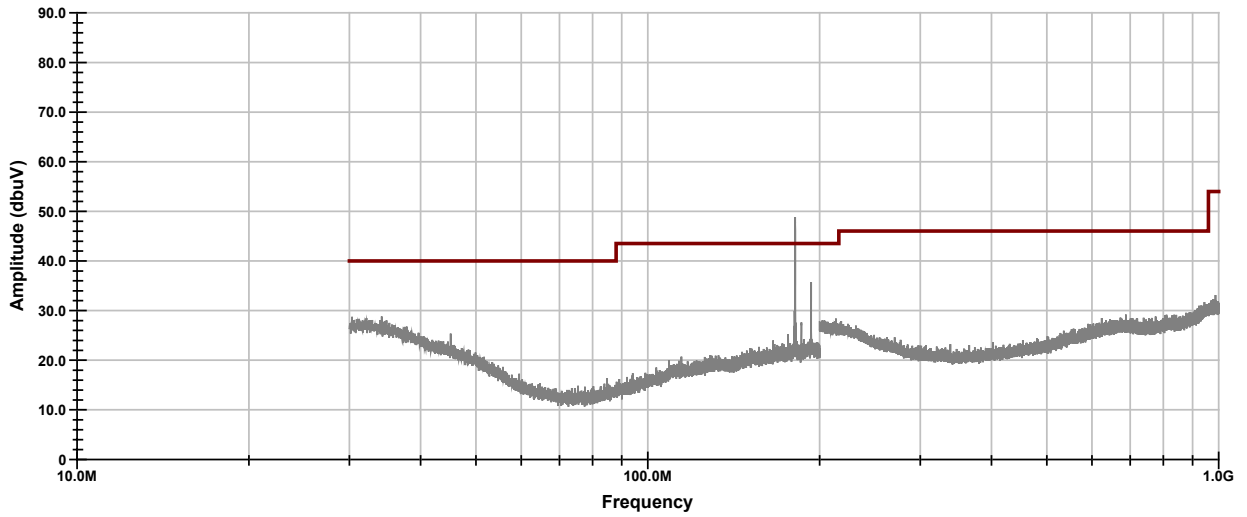




NEMKO USA
FCC 15:109 Prescan

Ambient Scan

Kyocera Wireless Corporation
AMBIENT



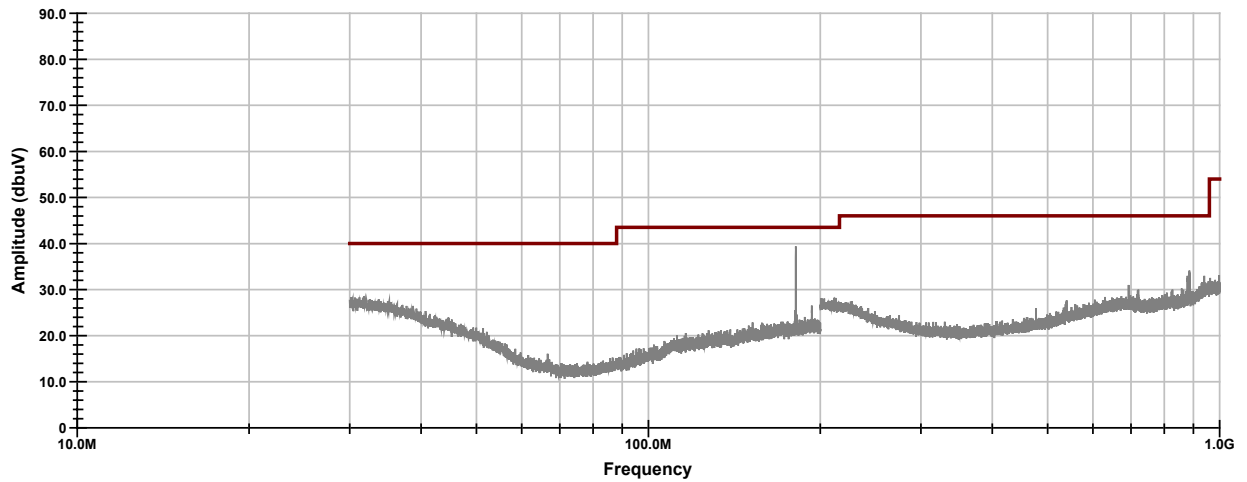
03:00:59 PM, Tuesday, June 15, 2004

Tested by: Chip Fleury

NEMKO USA
FCC 15:109 Prescan
MODE: PCS

Emission noted in scan were ambients
No EUT emissions were noted in prescan

Kyocera Wireless Corporation
EUT: K7LE-PCS-GRAY-ENERGI
SN: 79-X---0WB81L



03:24:38 PM, Tuesday, June 15, 2004

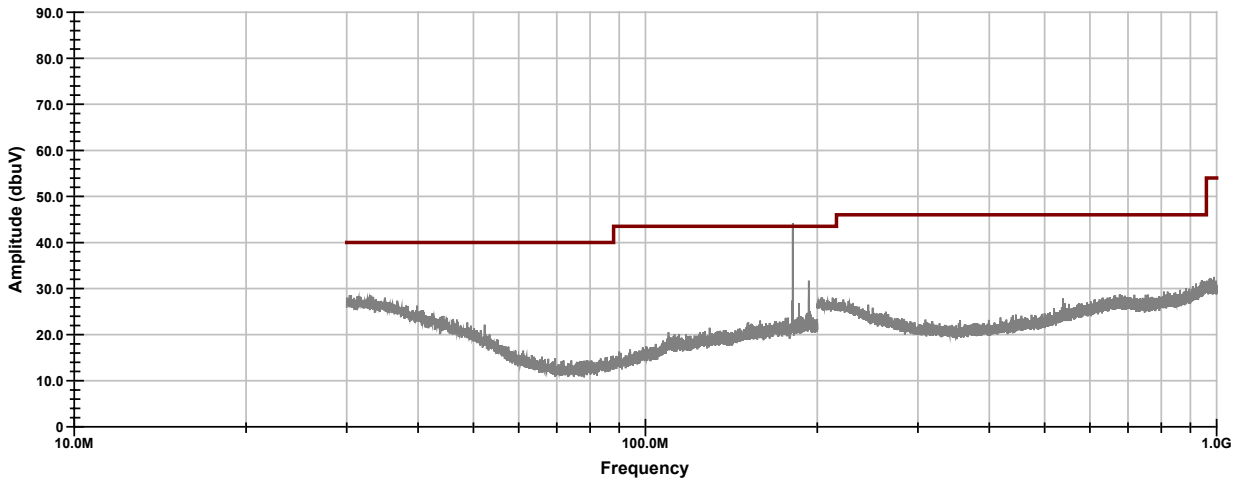
Tested by: Chip Fleury



NEMKO USA
FCC 15:109 Prescan
MODE: PCS

Emission noted in scan were ambients
No EUT emissions were noted in prescan

Kyocera Wireless Corporation
EUT: K7LE-PCS-COLOR-ENERGI
SN: 7C-X---0WB78W



03:18:12 PM, Tuesday, June 15, 2004

Tested by: Chip Fleury

Radiated Emissions Test Equipment

<i>Device Type</i>	<i>Model #</i>	<i>Asset #</i>	<i>Used</i>	<i>Cal Done</i>	<i>Cal Due</i>
Pre-Amplifier					
Amplifier, Miteq	AFS42	NA	X	New	03/01/05
Antenna OATS #1 (South)					
Antenna, Ridged Guide	3115	752	X	07/03/03	07/03/04
Antenna, Ridged Guide	3115	529	X	01/25/04	01/25/05
Spectrum Analyzer / Receiver/Signal Generator					
Spectrum Analyzer Display,R&S	FSEK30	835	X	12/11/03	12/11/04
Signal Generator, HP	E8254A	836	X	New	12/31/04
Spectrum Analyzer, HP	8566B	404	X	03/25/04	09/25/04