



Exhibit 9 – Appendix E  
SAR Setup Photos



**Figure 9E.1** Phone against the head (Left cheek position)



**Figure 9E.2** Phone against the head (Left Tilt position)



**Figure 9E.3** Body SAR setup (15mm Air Separation Phone Closed)




**Figure 9E.4** Body SAR setup (15mm Air Separation Phone Open)



**Figure 9E.5** Body SAR setup (CV90-B3916-02 Phone Closed)



**Figure 9E.6** Body SAR setup (CV90-B3916-02 Phone Open)



**Figure 9E.7** Phone against the head (cheek position)



**Figure 9E.7** Phone against flat phantom (mouth, jaw position)