



9. SETUP PHOTOS

RADIATED RF MEASUREMENT SETUP, WORST-CASE



RADIATED RF MEASUREMENT SETUP FOR PORTABLE CONFIGURATION


X-AXIS FRONT PHOTO




X-AXIS BACK PHOTO



Y-AXIS FRONT PHOTO




Y-AXIS BACK PHOTO




Z-AXIS FRONT PHOTO



Z-AXIS BACK PHOTO



POWERLINE CONDUCTED EMISSIONS MEASUREMENT SETUP



END OF REPORT